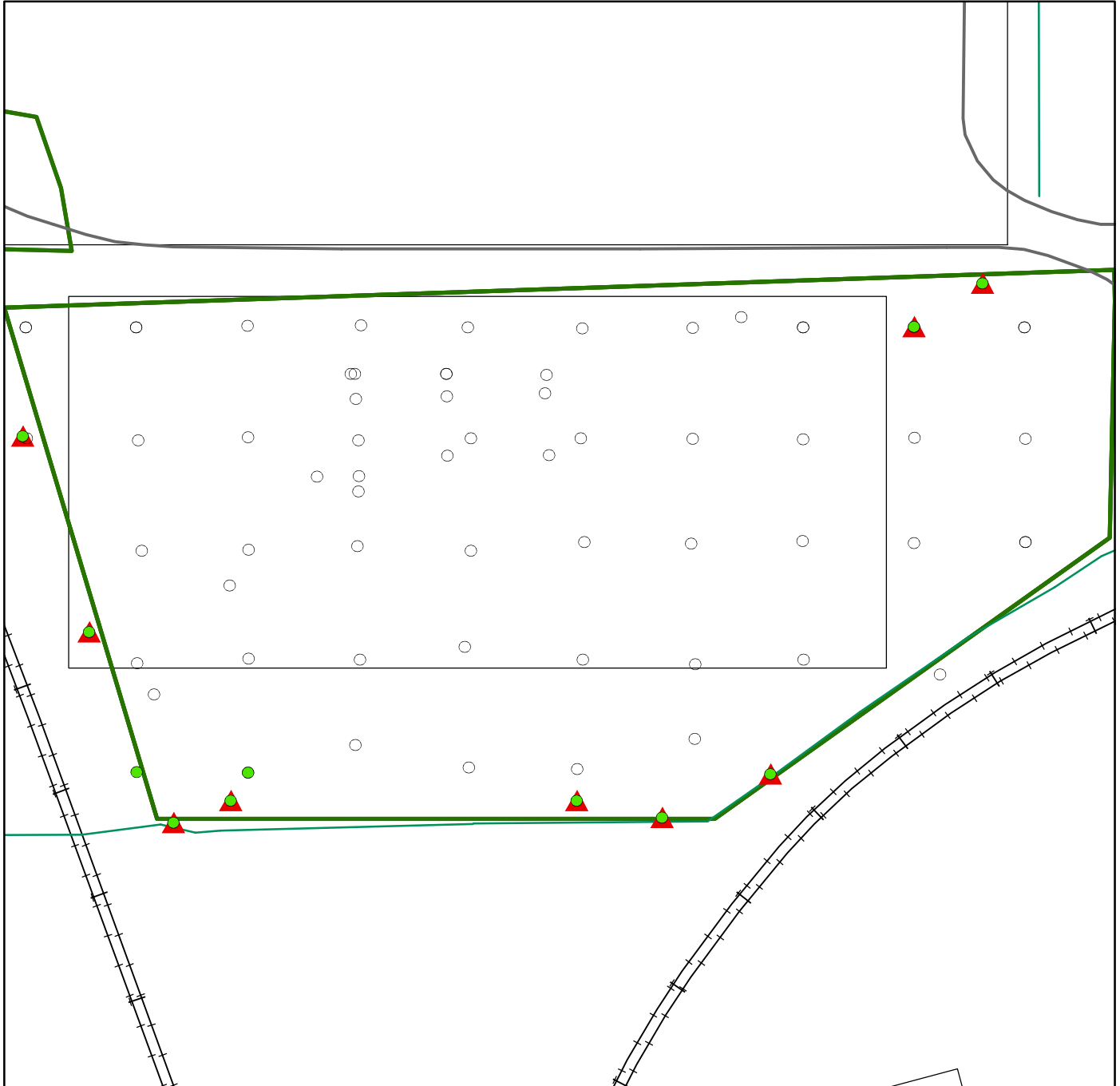


SWMU 001



Legend

- DETECT GREATER THAN ACTION LEVEL
- DETECT GREATER THAN NO ACTION LEVEL
LESS THAN ACTION LEVEL
- DETECT LESS THAN NO ACTION LEVEL
- ▲ DETECT GREATER THAN BACKGROUND
- NONDETECT


Risk-based action and no action levels taken from
DOE 2001 for the Industrial Worker scenario.
Background values from DOE 2001.



0510203040
■ Feet

Plutonium-239/240

SWMU 011



Legend

- DETECT GREATER THAN ACTION LEVEL
- DETECT GREATER THAN NO ACTION LEVEL
LESS THAN ACTION LEVEL
- DETECT LESS THAN NO ACTION LEVEL
- ▲ DETECT GREATER THAN BACKGROUND
- NONDETECT

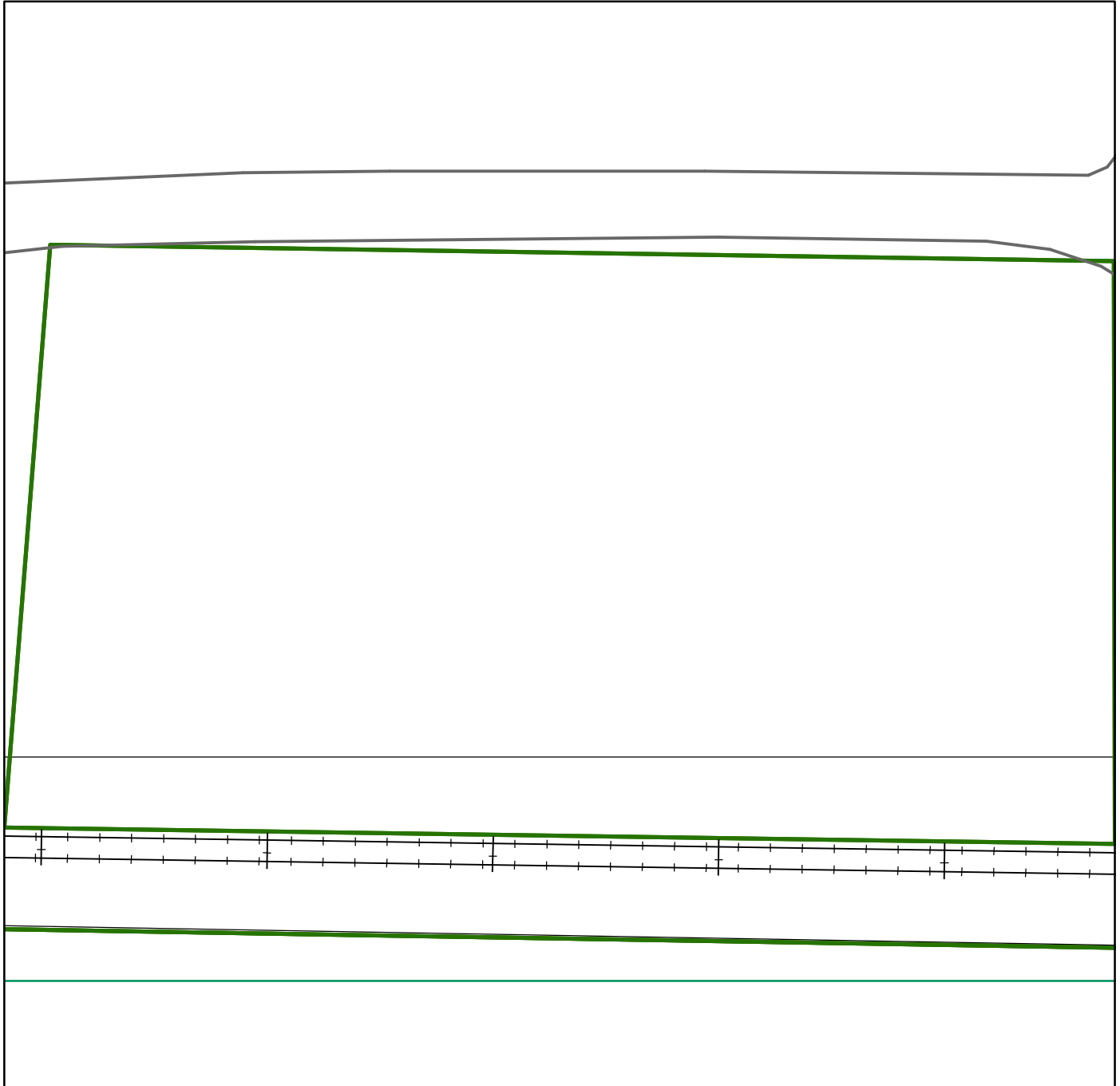
**Risk-based action and no action levels taken from
DOE 2001 for the Industrial Worker scenario.
Background values from DOE 2001.**



0.051.82.73.6
■■■■ Feet

Plutonium-239/240

SWMU 012



Legend

- DETECT GREATER THAN ACTION LEVEL
- DETECT GREATER THAN NO ACTION LEVEL
LESS THAN ACTION LEVEL
- DETECT LESS THAN NO ACTION LEVEL
- ▲ DETECT GREATER THAN BACKGROUND
- NONDETECT

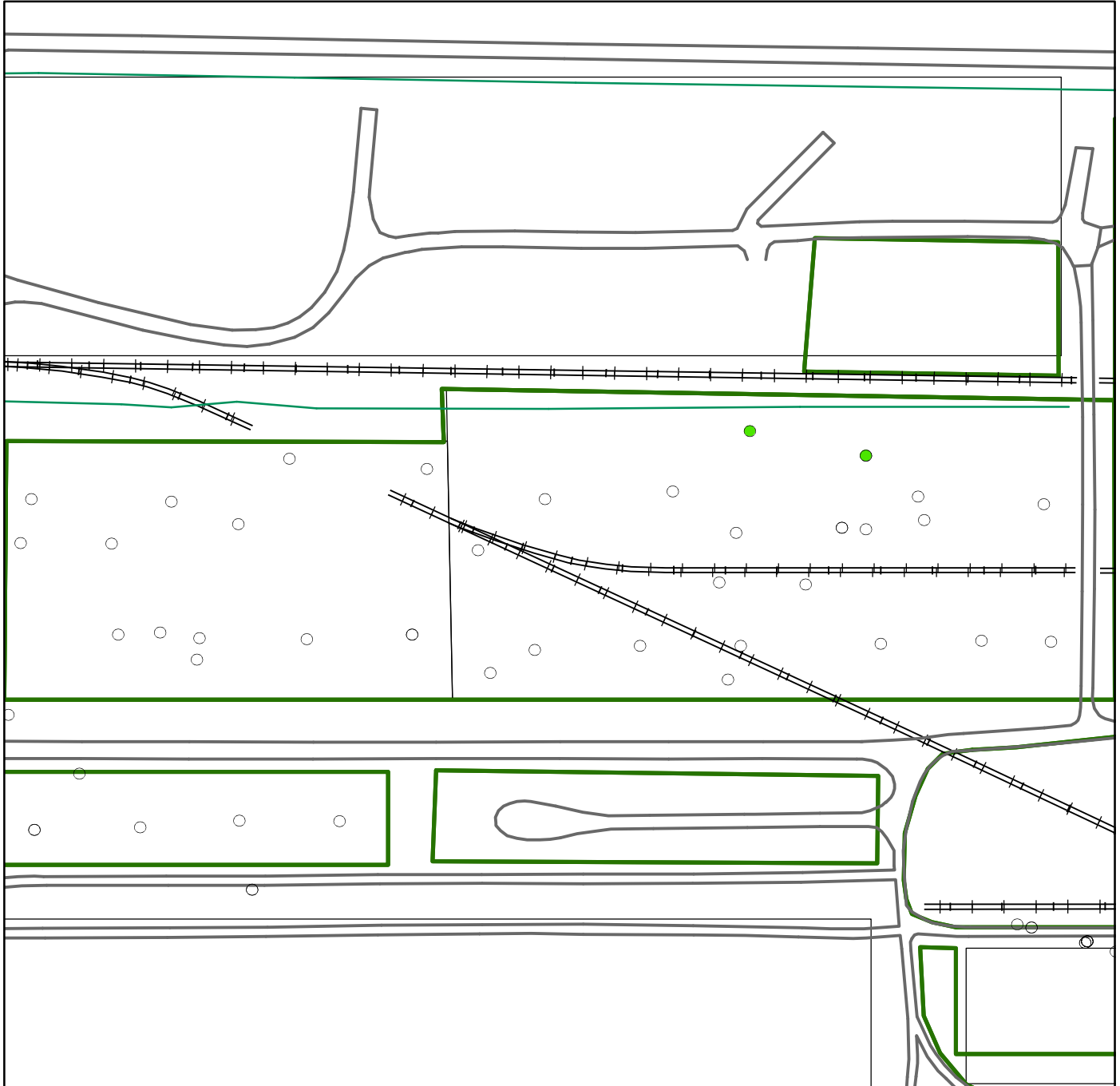
Risk-based action and no action levels taken from
DOE 2001 for the Industrial Worker scenario.
Background values from DOE 2001.



036 12 18 24
■■■■ Feet

Plutonium-239/240

SWMU 013



Legend

- DETECT GREATER THAN ACTION LEVEL
- DETECT GREATER THAN NO ACTION LEVEL
LESS THAN ACTION LEVEL
- DETECT LESS THAN NO ACTION LEVEL
- ▲ DETECT GREATER THAN BACKGROUND
- NONDETECT

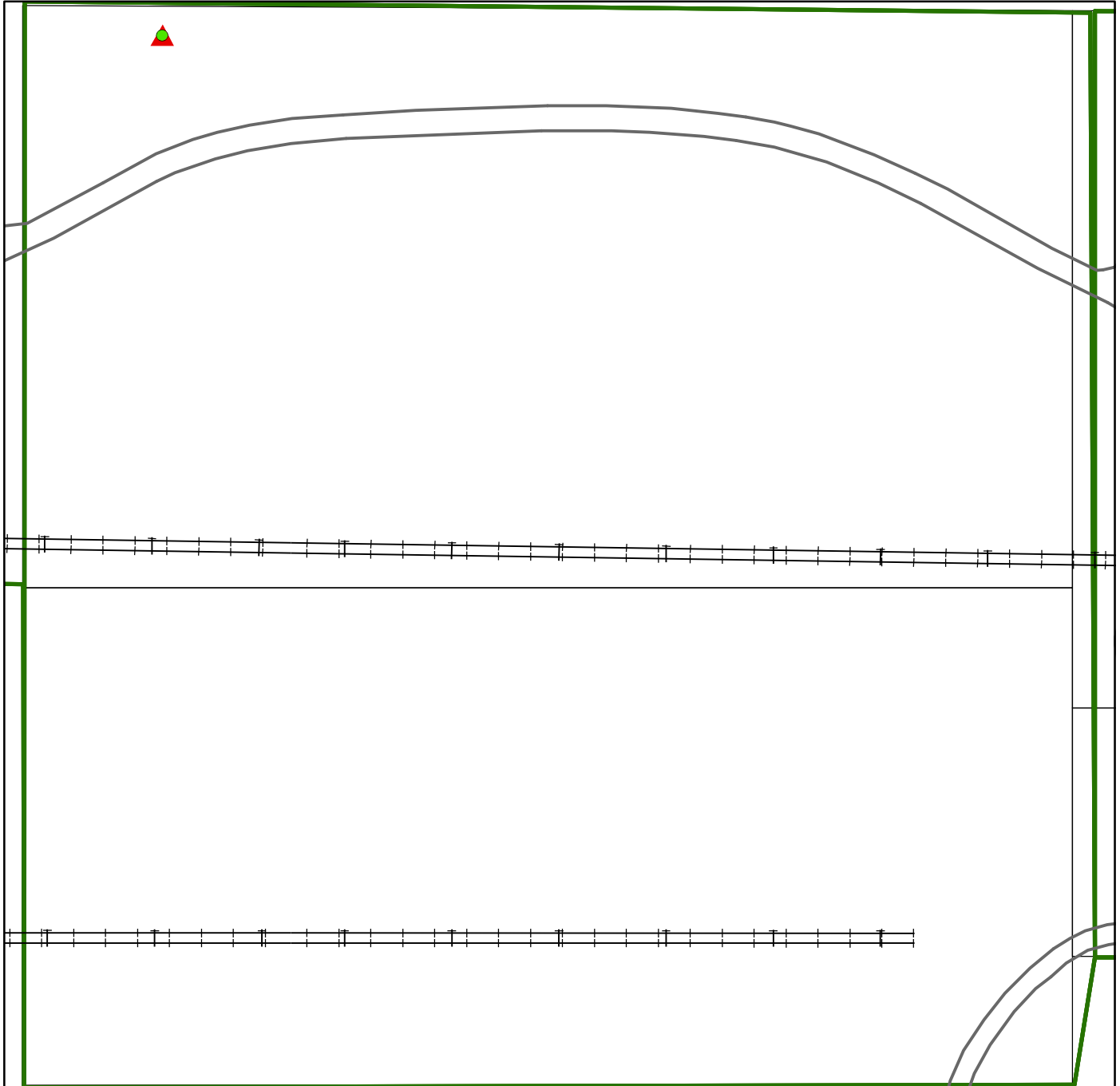
Risk-based action and no action levels taken from
DOE 2001 for the Industrial Worker scenario.
Background values from DOE 2001.



0150 60 90120
Feet

Plutonium-239/240

SWMU 014



Legend

- DETECT GREATER THAN ACTION LEVEL
- DETECT GREATER THAN NO ACTION LEVEL
LESS THAN ACTION LEVEL
- DETECT LESS THAN NO ACTION LEVEL
- ▲ DETECT GREATER THAN BACKGROUND
- NONDETECT

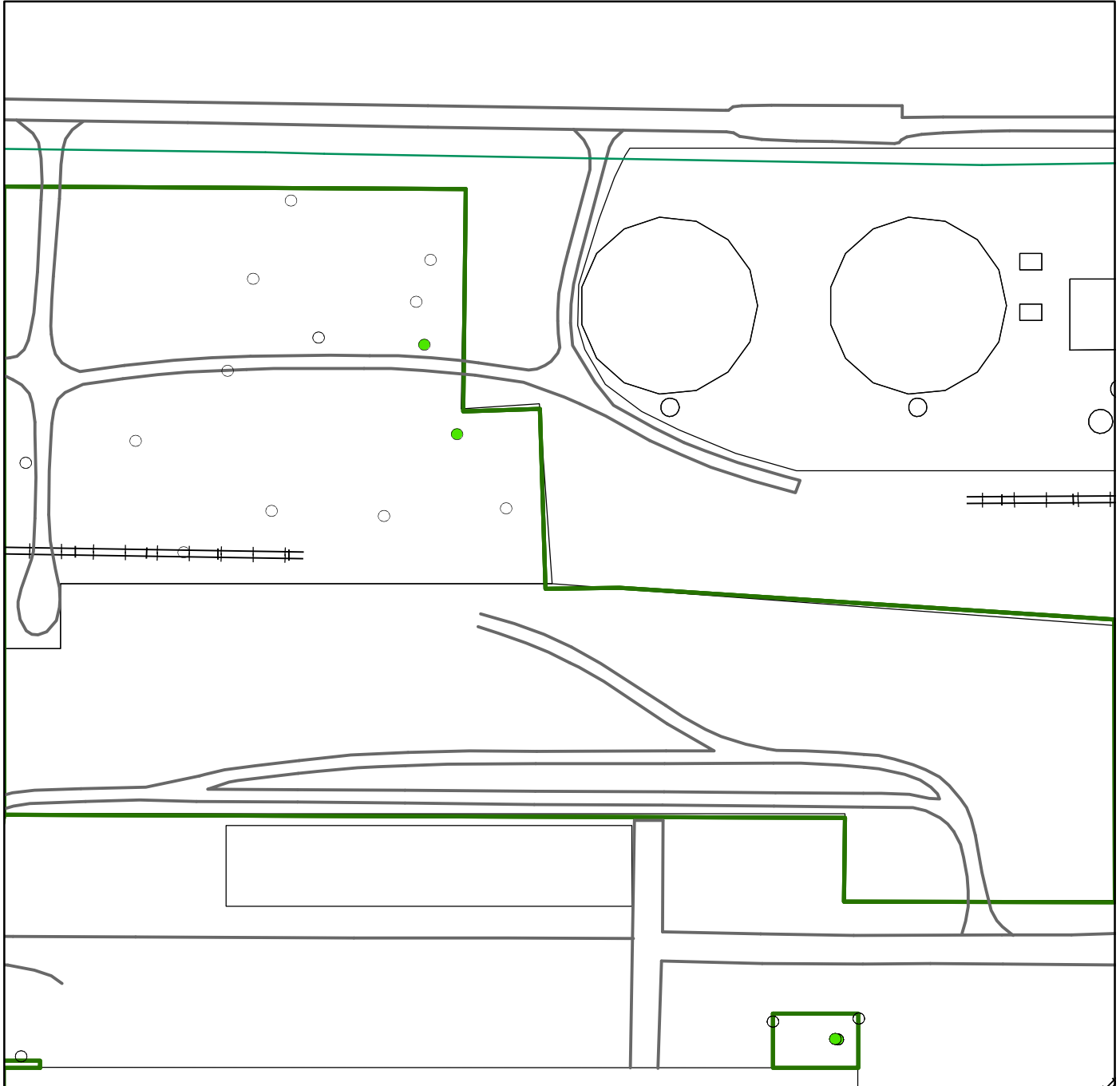
Risk-based action and no action levels taken from
DOE 2001 for the Industrial Worker scenario.
Background values from DOE 2001.



0510203040
■ Feet

Plutonium-239/240

SWMU 015



Legend

- DETECT GREATER THAN ACTION LEVEL
- DETECT GREATER THAN NO ACTION LEVEL
LESS THAN ACTION LEVEL
- DETECT LESS THAN NO ACTION LEVEL
- ▲ DETECT GREATER THAN BACKGROUND
- NONDETECT

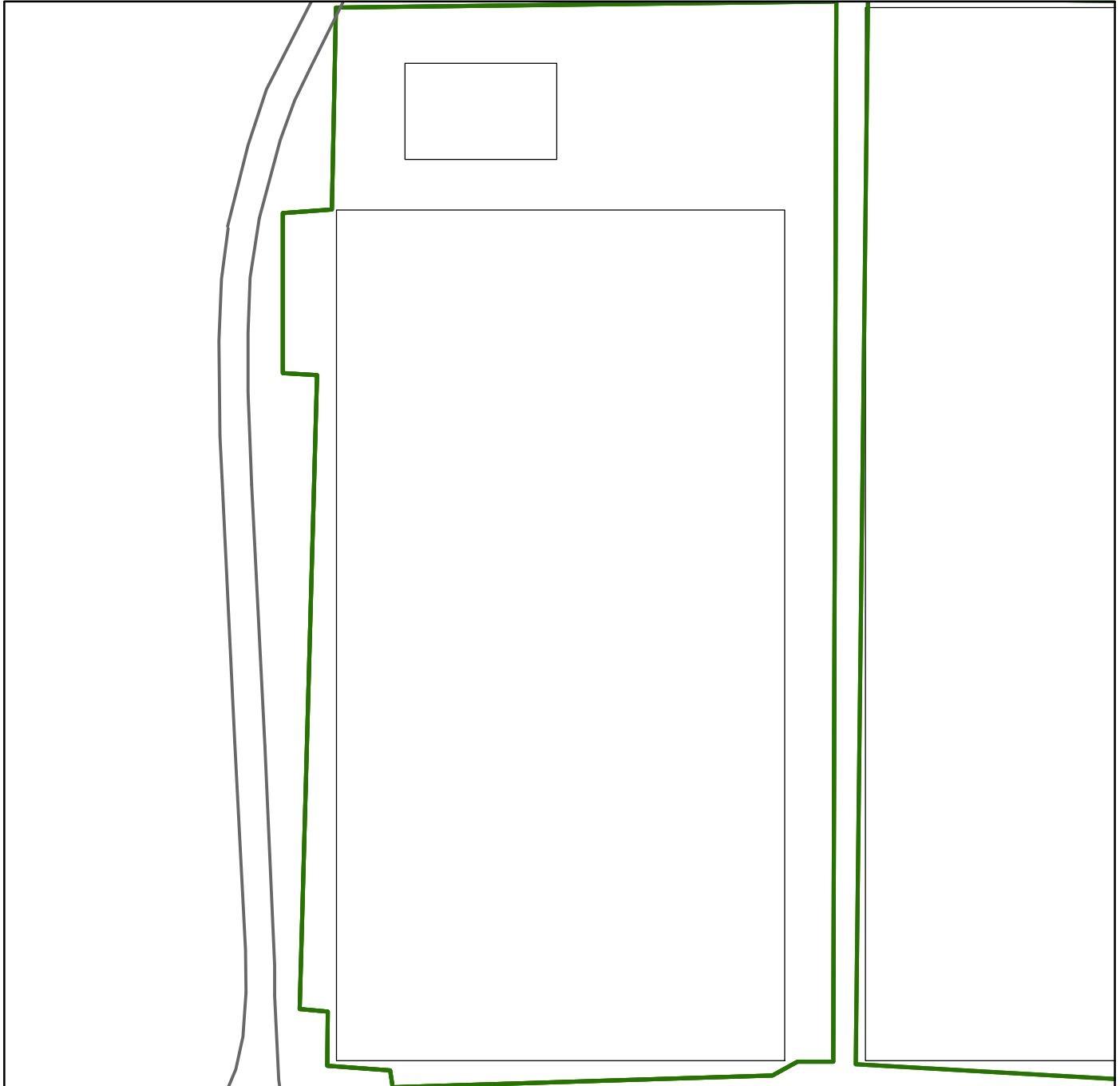
Risk-based action and no action levels taken from
DOE 2001 for the Industrial Worker scenario.
Background values from DOE 2001.



0 20 40 60 80
Feet

Plutonium-239/240

SWMU 016



Legend

- DETECT GREATER THAN ACTION LEVEL
- DETECT GREATER THAN NO ACTION LEVEL
LESS THAN ACTION LEVEL
- DETECT LESS THAN NO ACTION LEVEL
- ▲ DETECT GREATER THAN BACKGROUND
- NONDETECT


Risk-based action and no action levels taken from
DOE 2001 for the Industrial Worker scenario.
Background values from DOE 2001.



0510203040
■ ■ ■ ■ ■ Feet

Plutonium-239/240

SWMU 019



Legend

- DETECT GREATER THAN ACTION LEVEL
- DETECT GREATER THAN NO ACTION LEVEL
LESS THAN ACTION LEVEL
- DETECT LESS THAN NO ACTION LEVEL
- ▲ DETECT GREATER THAN BACKGROUND
- NONDETECT

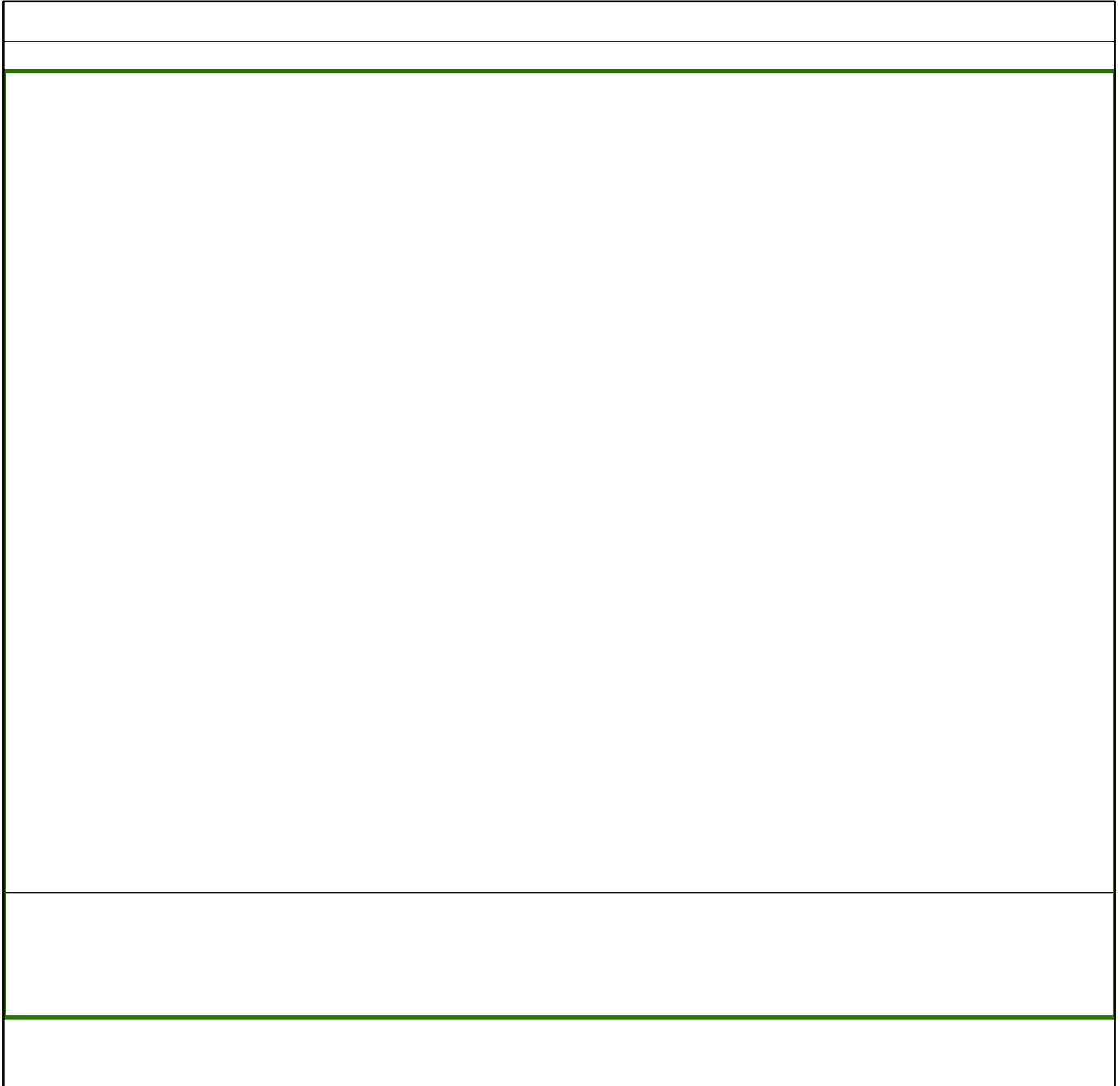
**Risk-based action and no action levels taken from
DOE 2001 for the Industrial Worker scenario.
Background values from DOE 2001.**



0.5 2 3 4
■ Feet

Plutonium-239/240

SWMU 020



Legend

- DETECT GREATER THAN ACTION LEVEL
- DETECT GREATER THAN NO ACTION LEVEL
LESS THAN ACTION LEVEL
- DETECT LESS THAN NO ACTION LEVEL
- ▲ DETECT GREATER THAN BACKGROUND
- NONDETECT

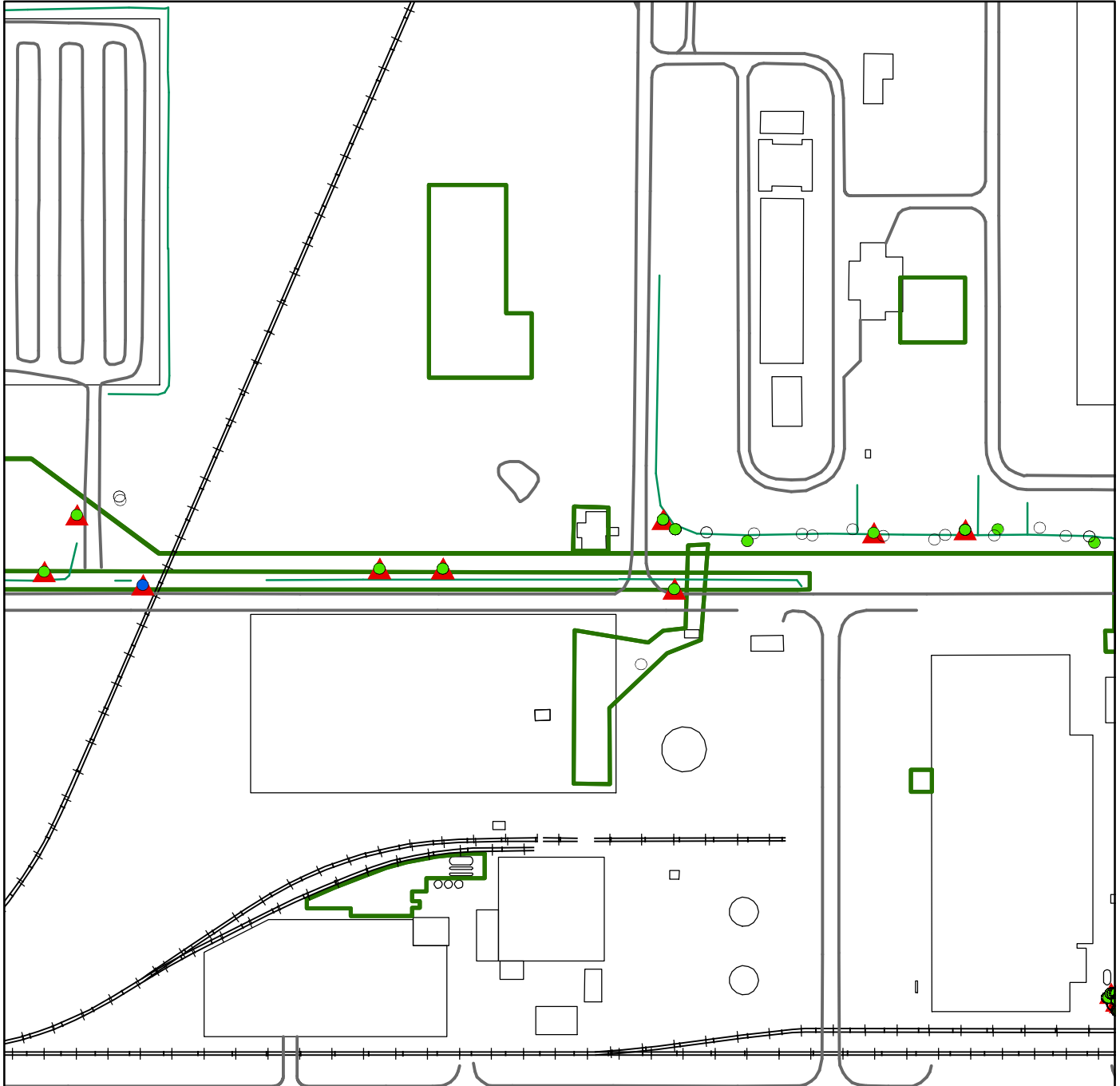
**Risk-based action and no action levels taken from
DOE 2001 for the Industrial Worker scenario.
Background values from DOE 2001.**



0051.2.3.6
0 10 20 Feet

Plutonium-239/240

SWMU 026



Legend

- ▲ DETECT GREATER THAN ACTION LEVEL
- ▲ DETECT GREATER THAN NO ACTION LEVEL
LESS THAN ACTION LEVEL
- DETECT LESS THAN NO ACTION LEVEL
- ▲ DETECT GREATER THAN BACKGROUND
- NONDETECT


Risk-based action and no action levels taken from
DOE 2001 for the Industrial Worker scenario.
Background values from DOE 2001.



0130609020
Feet

Plutonium-239/240

SWMU 027



Legend

- DETECT GREATER THAN ACTION LEVEL
- DETECT GREATER THAN NO ACTION LEVEL
LESS THAN ACTION LEVEL
- DETECT LESS THAN NO ACTION LEVEL
- ▲ DETECT GREATER THAN BACKGROUND
- NONDETECT


**Risk-based action and no action levels taken from
DOE 2001 for the Industrial Worker scenario.
Background values from DOE 2001.**



00025.6.751
[Scale bar] Feet

Plutonium-239/240

SWMU 031



Legend

- DETECT GREATER THAN ACTION LEVEL
- DETECT GREATER THAN NO ACTION LEVEL
LESS THAN ACTION LEVEL
- DETECT LESS THAN NO ACTION LEVEL
- ▲ DETECT GREATER THAN BACKGROUND
- NONDETECT


**Risk-based action and no action levels taken from
DOE 2001 for the Industrial Worker scenario.
Background values from DOE 2001.**



0.050.0.91.2
■■■■ Feet

Plutonium-239/240

SWMU 032



Legend

- DETECT GREATER THAN ACTION LEVEL
- DETECT GREATER THAN NO ACTION LEVEL
LESS THAN ACTION LEVEL
- DETECT LESS THAN NO ACTION LEVEL
- ▲ DETECT GREATER THAN BACKGROUND
- NONDETECT


Risk-based action and no action levels taken from
DOE 2001 for the Industrial Worker scenario.
Background values from DOE 2001.



0.5 2 3 4
Feet

Plutonium-239/240

SWMU 040



Legend

- DETECT GREATER THAN ACTION LEVEL
- DETECT GREATER THAN NO ACTION LEVEL
LESS THAN ACTION LEVEL
- DETECT LESS THAN NO ACTION LEVEL
- ▲ DETECT GREATER THAN BACKGROUND
- NONDETECT


Risk-based action and no action levels taken from
DOE 2001 for the Industrial Worker scenario.
Background values from DOE 2001.



00755.5.253
[Scale bar] Feet

Plutonium-239/240

SWMU 047




Legend

- DETECT GREATER THAN ACTION LEVEL
- DETECT GREATER THAN NO ACTION LEVEL
LESS THAN ACTION LEVEL
- DETECT LESS THAN NO ACTION LEVEL
- ▲ DETECT GREATER THAN BACKGROUND
- NONDETECT


**Risk-based action and no action levels taken from
DOE 2001 for the Industrial Worker scenario.
Background values from DOE 2001.**



0.4591.82.73.6
 Feet

Plutonium-239/240

SWMU 056



Legend

- DETECT GREATER THAN ACTION LEVEL
- DETECT GREATER THAN NO ACTION LEVEL
LESS THAN ACTION LEVEL
- DETECT LESS THAN NO ACTION LEVEL
- ▲ DETECT GREATER THAN BACKGROUND
- NONDETECT


**Risk-based action and no action levels taken from
DOE 2001 for the Industrial Worker scenario.
Background values from DOE 2001.**



0.153 0.6 0.9 1.2
■ ■ ■ ■ Feet

Plutonium-239/240

SWMU 057




Legend

- DETECT GREATER THAN ACTION LEVEL
- DETECT GREATER THAN NO ACTION LEVEL
LESS THAN ACTION LEVEL
- DETECT LESS THAN NO ACTION LEVEL
- ▲ DETECT GREATER THAN BACKGROUND
- NONDETECT


**Risk-based action and no action levels taken from
DOE 2001 for the Industrial Worker scenario.
Background values from DOE 2001.**



0.153 0.6 0.9 1.2
 Feet

Plutonium-239/240

SWMU 074



Legend

- DETECT GREATER THAN ACTION LEVEL
- DETECT GREATER THAN NO ACTION LEVEL
LESS THAN ACTION LEVEL
- DETECT LESS THAN NO ACTION LEVEL
- ▲ DETECT GREATER THAN BACKGROUND
- NONDETECT

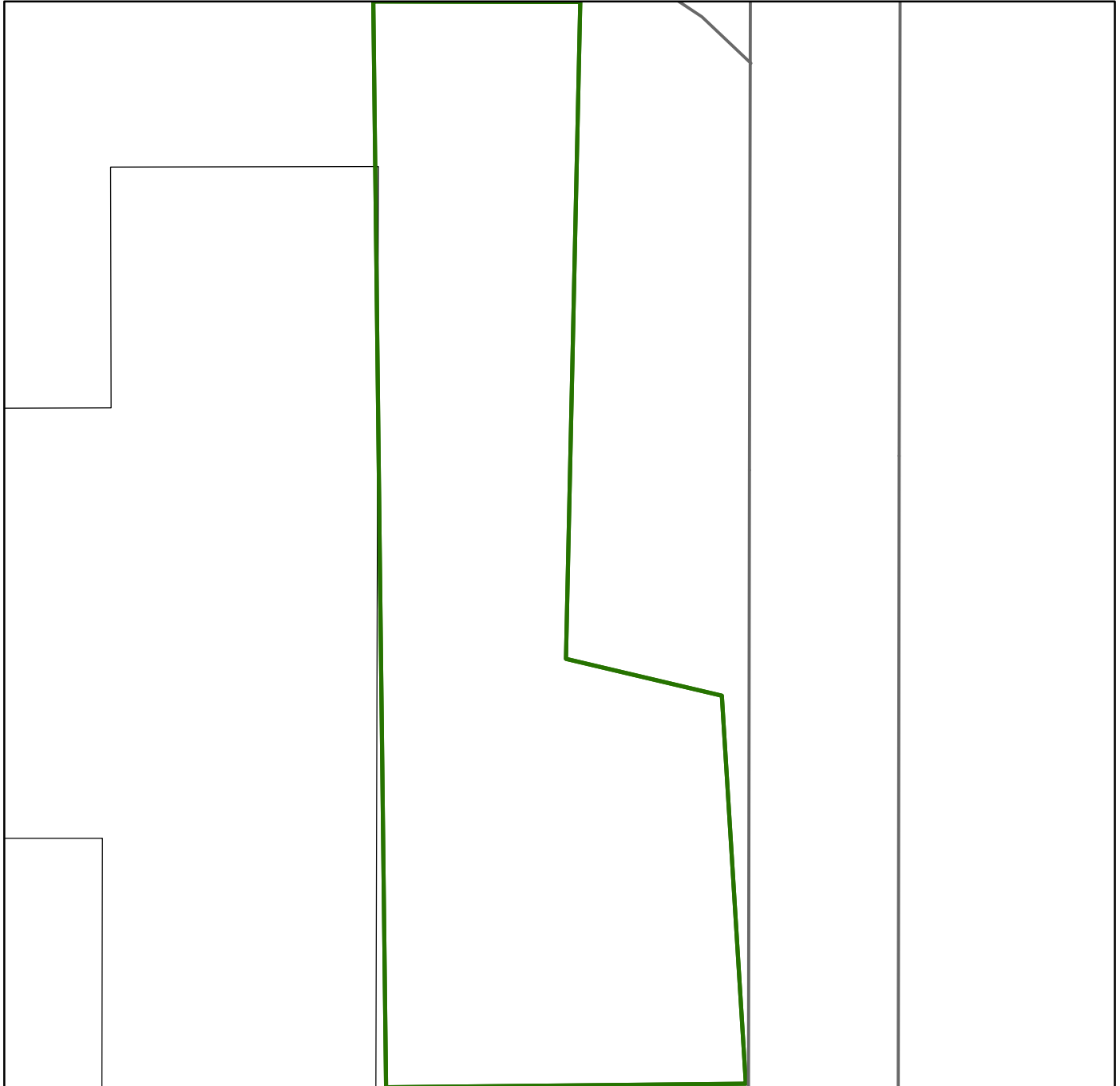
**Risk-based action and no action levels taken from
DOE 2001 for the Industrial Worker scenario.
Background values from DOE 2001.**



0 1 2 4 6 8
Feet

Plutonium-239/240

SWMU 075



Legend

- DETECT GREATER THAN ACTION LEVEL
- DETECT GREATER THAN NO ACTION LEVEL
LESS THAN ACTION LEVEL
- DETECT LESS THAN NO ACTION LEVEL
- ▲ DETECT GREATER THAN BACKGROUND
- NONDETECT

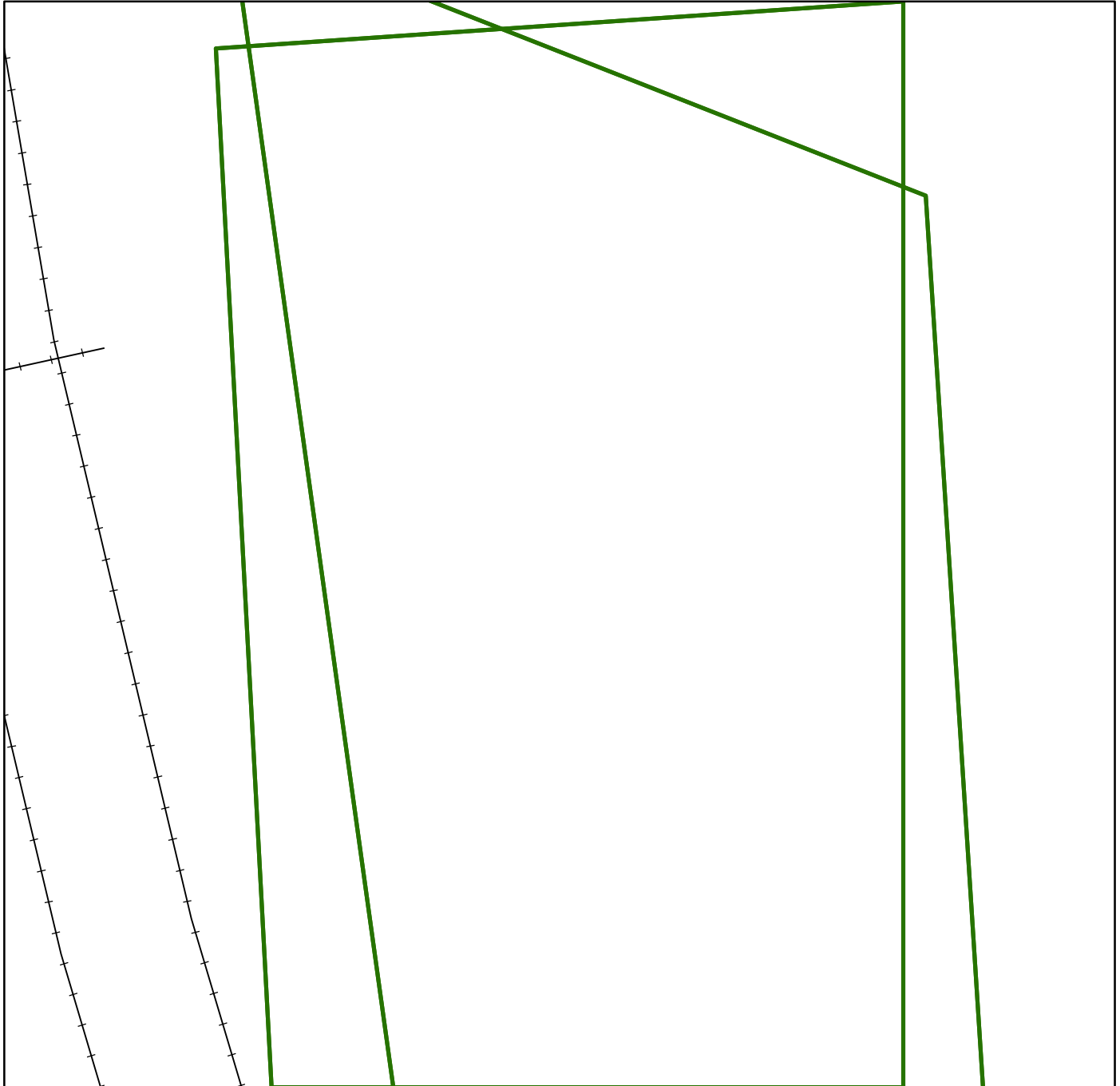
Risk-based action and no action levels taken from
DOE 2001 for the Industrial Worker scenario.
Background values from DOE 2001.



02.55 10 15 20
Feet

Plutonium-239/240

SWMU 076



Legend

- DETECT GREATER THAN ACTION LEVEL
- DETECT GREATER THAN NO ACTION LEVEL
LESS THAN ACTION LEVEL
- DETECT LESS THAN NO ACTION LEVEL
- ▲ DETECT GREATER THAN BACKGROUND
- NONDETECT


Risk-based action and no action levels taken from
DOE 2001 for the Industrial Worker scenario.
Background values from DOE 2001.



0.5 1 2 3 4
Feet

Plutonium-239/240

SWMU 077



Legend

- DETECT GREATER THAN ACTION LEVEL
- DETECT GREATER THAN NO ACTION LEVEL
LESS THAN ACTION LEVEL
- DETECT LESS THAN NO ACTION LEVEL
- ▲ DETECT GREATER THAN BACKGROUND
- NONDETECT


**Risk-based action and no action levels taken from
DOE 2001 for the Industrial Worker scenario.
Background values from DOE 2001.**



0.5 1 2 3 4
Feet

Plutonium-239/240

SWMU 078



Legend

- DETECT GREATER THAN ACTION LEVEL
- DETECT GREATER THAN NO ACTION LEVEL
LESS THAN ACTION LEVEL
- DETECT LESS THAN NO ACTION LEVEL
- ▲ DETECT GREATER THAN BACKGROUND
- NONDETECT


**Risk-based action and no action levels taken from
DOE 2001 for the Industrial Worker scenario.
Background values from DOE 2001.**



0 1 2 4 6 8
Feet

Plutonium-239/240

SWMU 079



Legend

- DETECT GREATER THAN ACTION LEVEL
- DETECT GREATER THAN NO ACTION LEVEL
LESS THAN ACTION LEVEL
- DETECT LESS THAN NO ACTION LEVEL
- ▲ DETECT GREATER THAN BACKGROUND
- NONDETECT

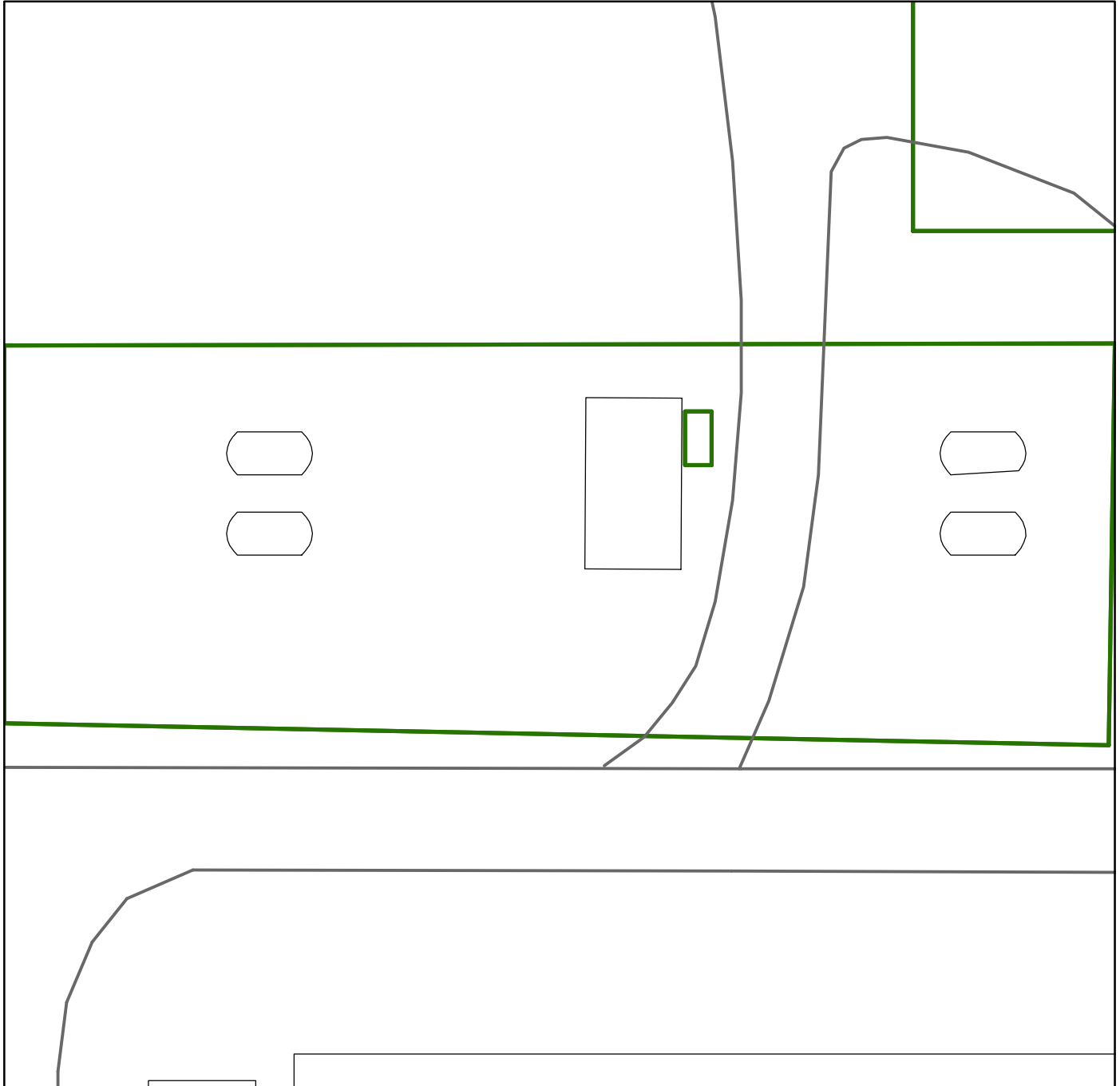
Risk-based action and no action levels taken from
DOE 2001 for the Industrial Worker scenario.
Background values from DOE 2001.



0.5 2 3 4
■ Feet

Plutonium-239/240

SWMU 080



Legend

- DETECT GREATER THAN ACTION LEVEL
- DETECT GREATER THAN NO ACTION LEVEL
LESS THAN ACTION LEVEL
- DETECT LESS THAN NO ACTION LEVEL
- ▲ DETECT GREATER THAN BACKGROUND
- NONDETECT

Risk-based action and no action levels taken from
DOE 2001 for the Industrial Worker scenario.
Background values from DOE 2001.



0.5 10 15 20
Feet

Plutonium-239/240

SWMU 081



Legend

- DETECT GREATER THAN ACTION LEVEL
- DETECT GREATER THAN NO ACTION LEVEL
LESS THAN ACTION LEVEL
- DETECT LESS THAN NO ACTION LEVEL
- ▲ DETECT GREATER THAN BACKGROUND
- NONDETECT

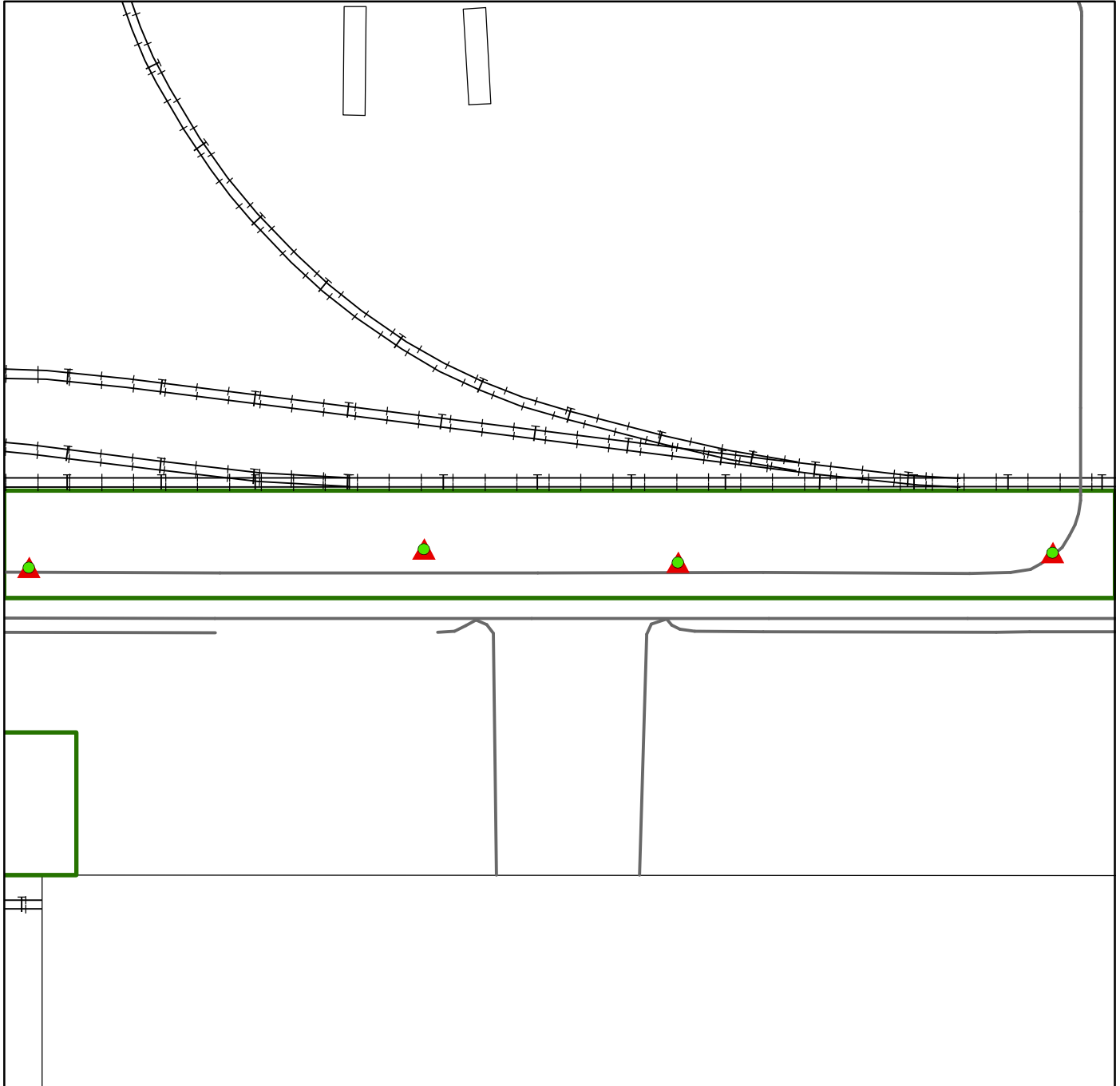
Risk-based action and no action levels taken from
DOE 2001 for the Industrial Worker scenario.
Background values from DOE 2001.



0.5 10 15 20
Feet

Plutonium-239/240

SWMU 092



Legend

- DETECT GREATER THAN ACTION LEVEL
- DETECT GREATER THAN NO ACTION LEVEL
LESS THAN ACTION LEVEL
- DETECT LESS THAN NO ACTION LEVEL
- ▲ DETECT GREATER THAN BACKGROUND
- NONDETECT

Risk-based action and no action levels taken from
DOE 2001 for the Industrial Worker scenario.
Background values from DOE 2001.

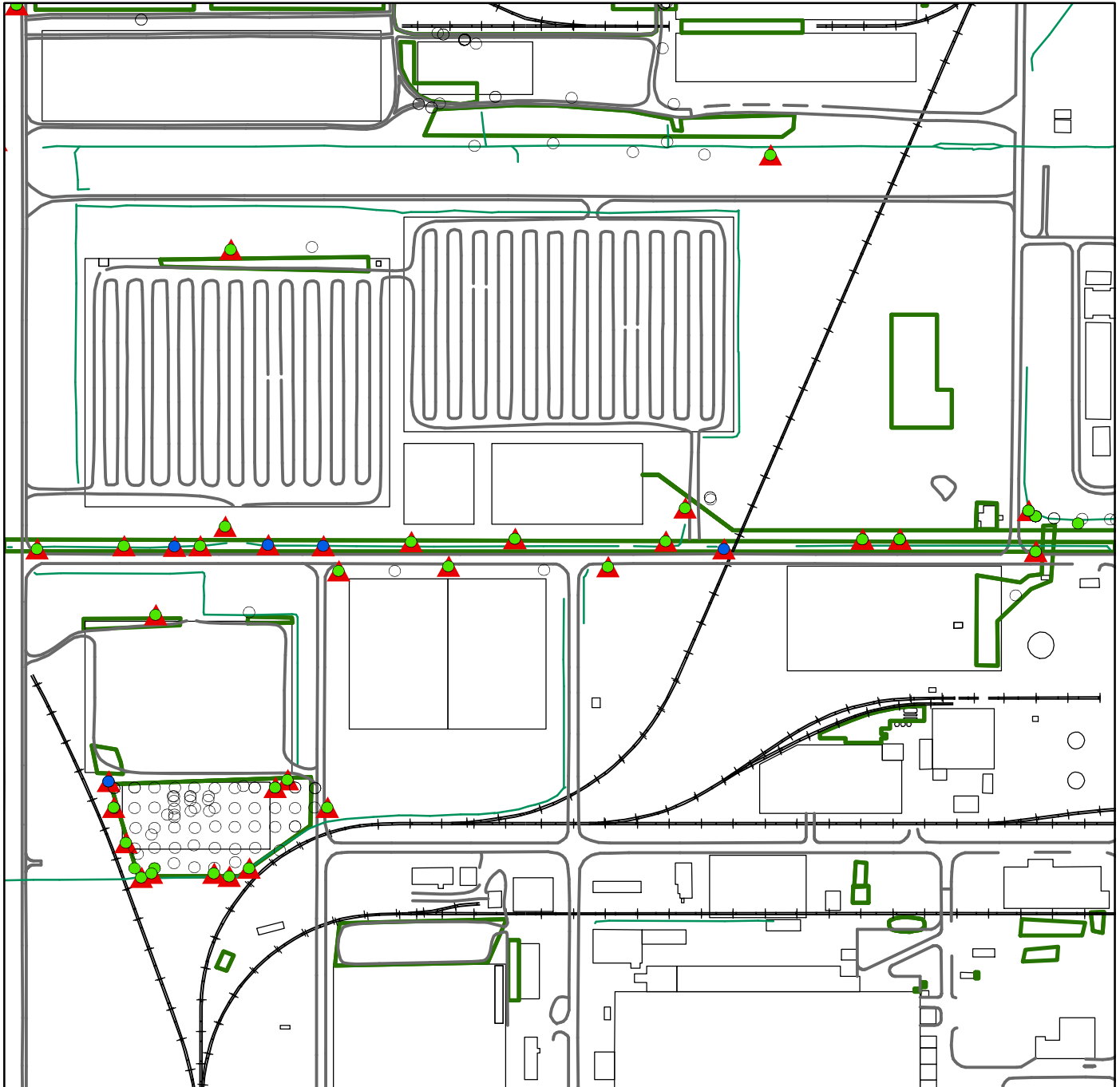


03 0203040

■ Feet

Plutonium-239/240

SWMU 097



Legend

- DETECT GREATER THAN ACTION LEVEL
- DETECT GREATER THAN NO ACTION LEVEL
LESS THAN ACTION LEVEL
- DETECT LESS THAN NO ACTION LEVEL
- ▲ DETECT GREATER THAN BACKGROUND
- NONDETECT


Risk-based action and no action levels taken from
DOE 2001 for the Industrial Worker scenario.
Background values from DOE 2001.



0250 005200
Feet

Plutonium-239/240

SWMU 135



Legend

- DETECT GREATER THAN ACTION LEVEL
- DETECT GREATER THAN NO ACTION LEVEL
LESS THAN ACTION LEVEL
- DETECT LESS THAN NO ACTION LEVEL
- ▲ DETECT GREATER THAN BACKGROUND
- NONDETECT


**Risk-based action and no action levels taken from
DOE 2001 for the Industrial Worker scenario.
Background values from DOE 2001.**



0 1 2 4 6 8
■ ■ ■ Feet

Plutonium-239/240

SWMU 137



Legend

- DETECT GREATER THAN ACTION LEVEL
- DETECT GREATER THAN NO ACTION LEVEL
LESS THAN ACTION LEVEL
- DETECT LESS THAN NO ACTION LEVEL
- ▲ DETECT GREATER THAN BACKGROUND
- NONDETECT

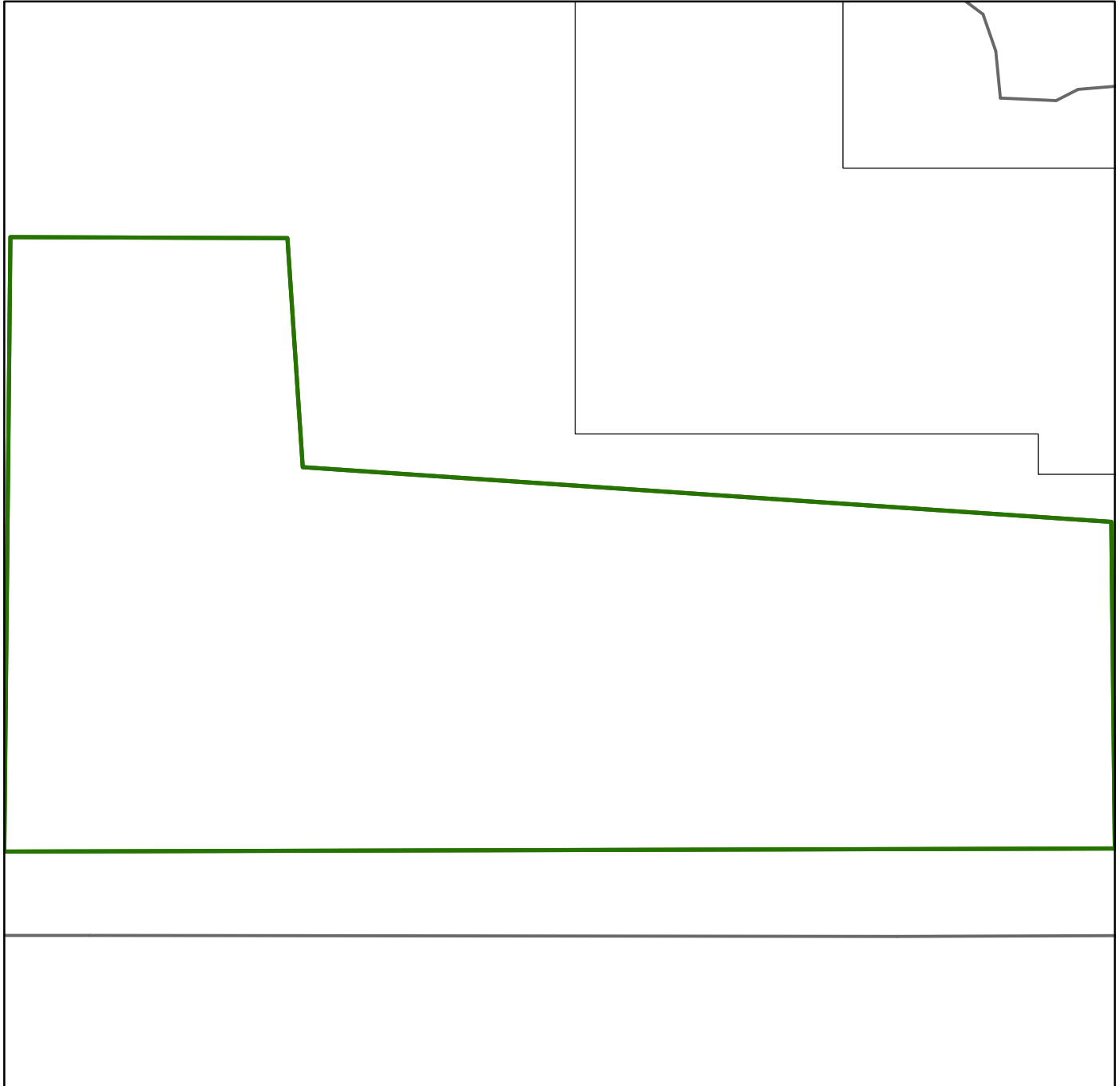
Risk-based action and no action levels taken from
DOE 2001 for the Industrial Worker scenario.
Background values from DOE 2001.



0012.4.0.8
■ ■ ■ ■ Feet

Plutonium-239/240

SWMU 138a



Legend

- DETECT GREATER THAN ACTION LEVEL
- DETECT GREATER THAN NO ACTION LEVEL
LESS THAN ACTION LEVEL
- DETECT LESS THAN NO ACTION LEVEL
- ▲ DETECT GREATER THAN BACKGROUND
- NONDETECT

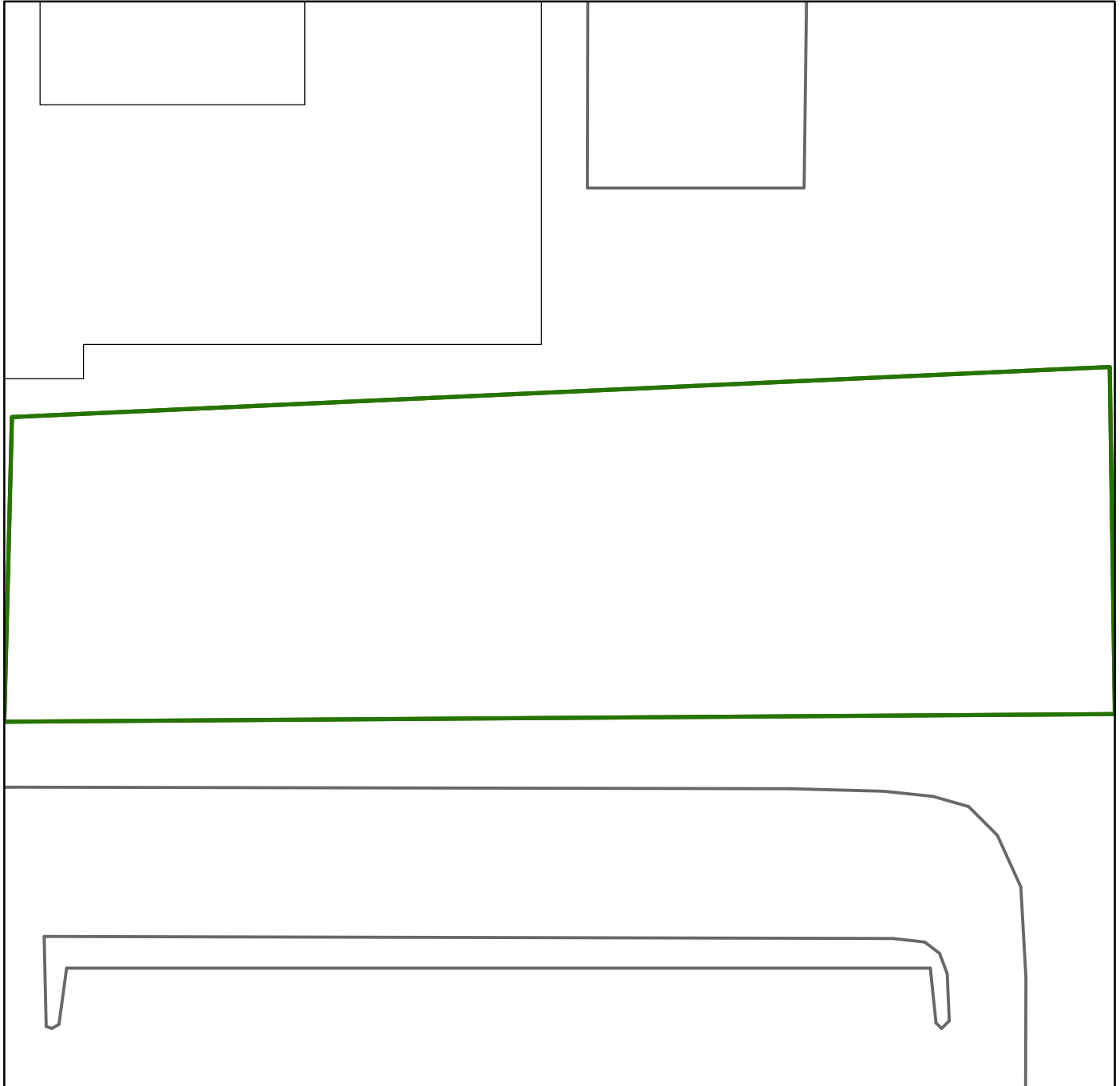
Risk-based action and no action levels taken from
DOE 2001 for the Industrial Worker scenario.
Background values from DOE 2001.



0.5 101520
■ Feet

Plutonium-239/240

SWMU 138b



Legend

- DETECT GREATER THAN ACTION LEVEL
- DETECT GREATER THAN NO ACTION LEVEL
LESS THAN ACTION LEVEL
- DETECT LESS THAN NO ACTION LEVEL
- ▲ DETECT GREATER THAN BACKGROUND
- NONDETECT


Risk-based action and no action levels taken from
DOE 2001 for the Industrial Worker scenario.
Background values from DOE 2001.



036 121824
■■■■ Feet

Plutonium-239/240

SWMU 153




Legend

- DETECT GREATER THAN ACTION LEVEL
- DETECT GREATER THAN NO ACTION LEVEL
LESS THAN ACTION LEVEL
- DETECT LESS THAN NO ACTION LEVEL
- ▲ DETECT GREATER THAN BACKGROUND
- NONDETECT


**Risk-based action and no action levels taken from
DOE 2001 for the Industrial Worker scenario.
Background values from DOE 2001.**



036 12 18 24
 Feet

Plutonium-239/240

SWMU 154



Legend

- DETECT GREATER THAN ACTION LEVEL
- DETECT GREATER THAN NO ACTION LEVEL
LESS THAN ACTION LEVEL
- DETECT LESS THAN NO ACTION LEVEL
- ▲ DETECT GREATER THAN BACKGROUND
- NONDETECT


Risk-based action and no action levels taken from
DOE 2001 for the Industrial Worker scenario.
Background values from DOE 2001.



0 48 16 24 32
Feet

Plutonium-239/240

SWMU 155



Legend

- DETECT GREATER THAN ACTION LEVEL
- DETECT GREATER THAN NO ACTION LEVEL
LESS THAN ACTION LEVEL
- DETECT LESS THAN NO ACTION LEVEL
- ▲ DETECT GREATER THAN BACKGROUND
- NONDETECT

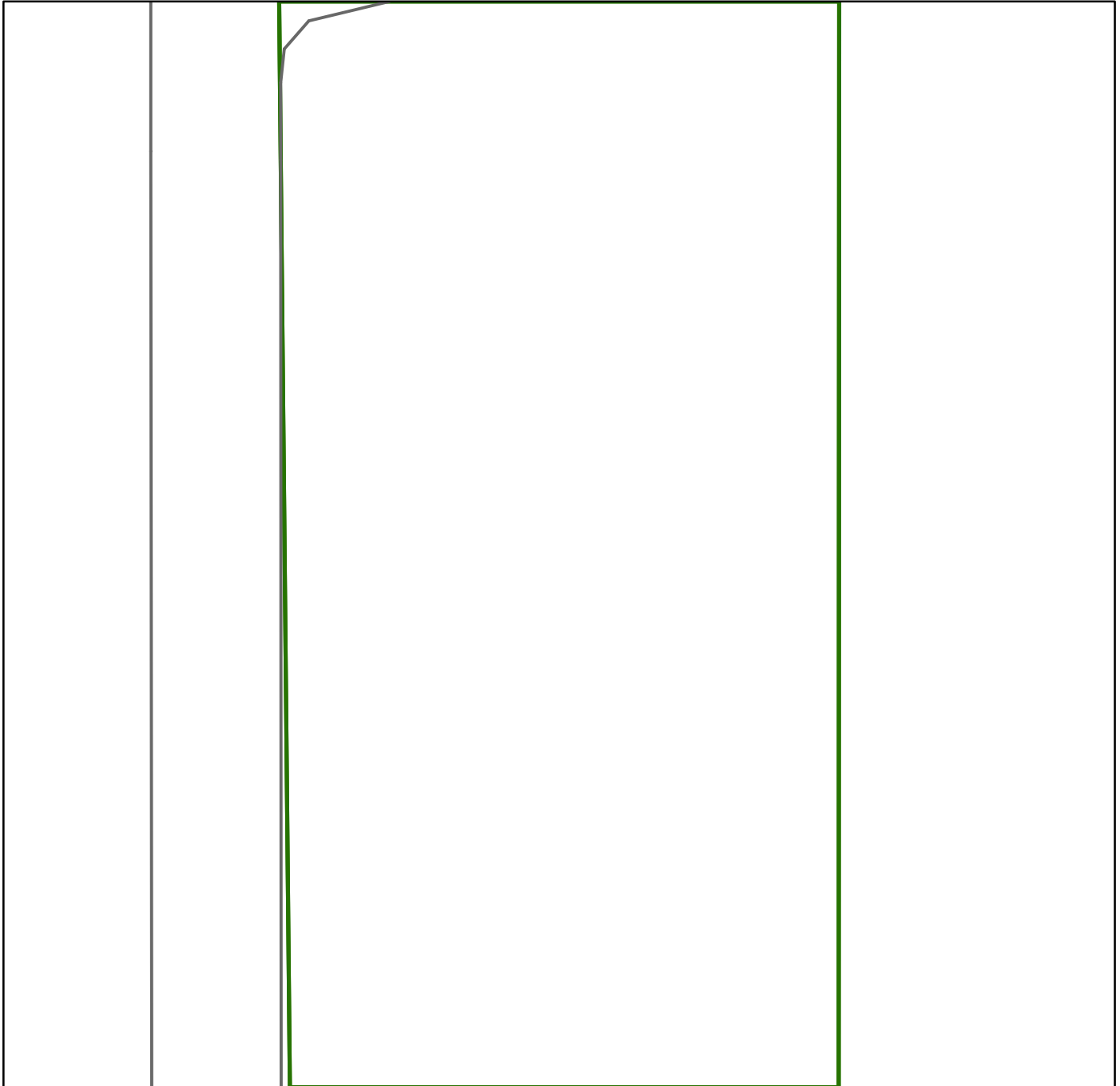
**Risk-based action and no action levels taken from
DOE 2001 for the Industrial Worker scenario.
Background values from DOE 2001.**



0.0 18 27 36
Feet

Plutonium-239/240

SWMU 156



Legend

- DETECT GREATER THAN ACTION LEVEL
- DETECT GREATER THAN NO ACTION LEVEL
LESS THAN ACTION LEVEL
- DETECT LESS THAN NO ACTION LEVEL
- ▲ DETECT GREATER THAN BACKGROUND
- NONDETECT

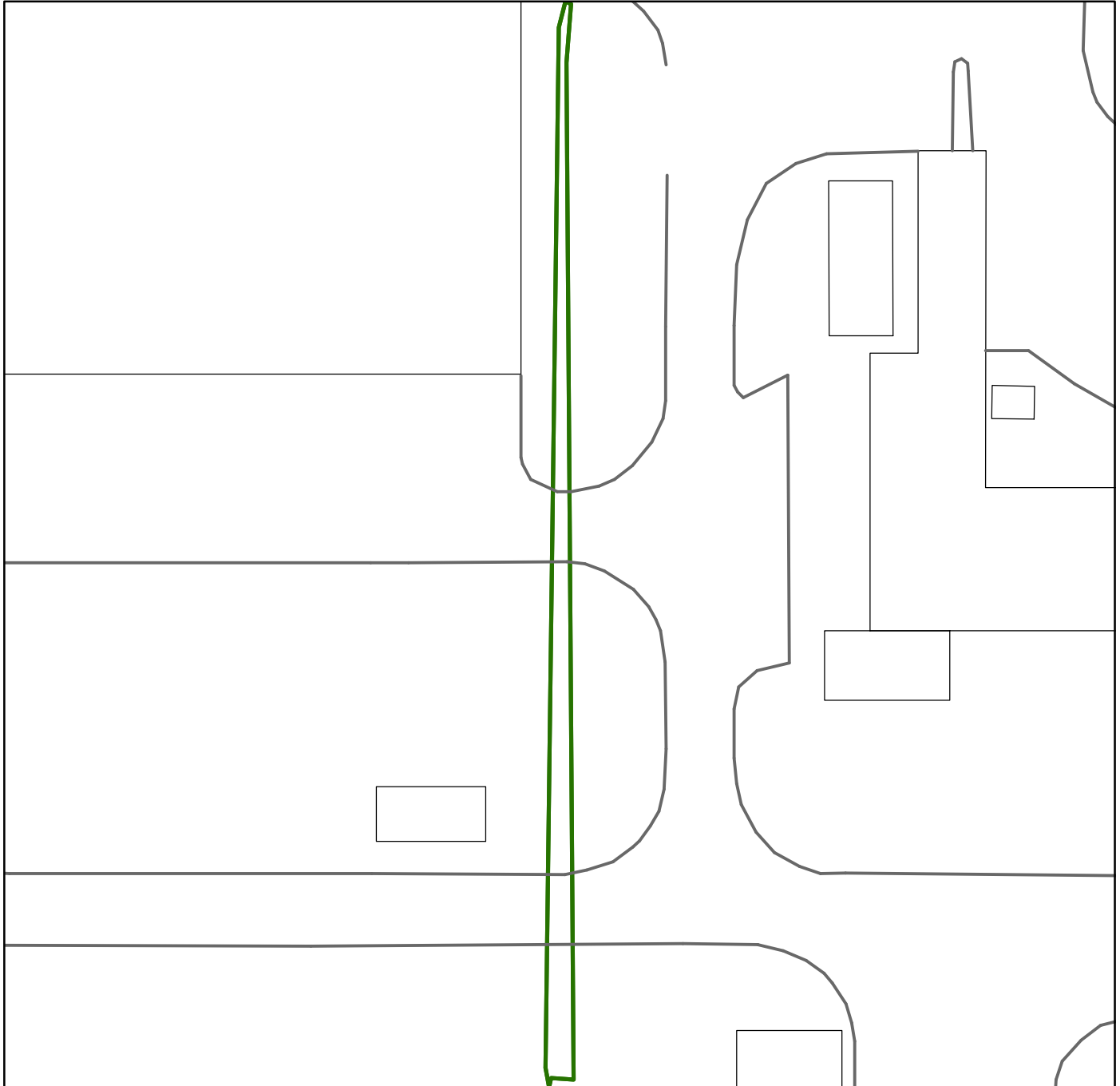
**Risk-based action and no action levels taken from
DOE 2001 for the Industrial Worker scenario.
Background values from DOE 2001.**



0.5 10 15 20
Feet

Plutonium-239/240

SWMU 158



Legend

- DETECT GREATER THAN ACTION LEVEL
- DETECT GREATER THAN NO ACTION LEVEL
LESS THAN ACTION LEVEL
- DETECT LESS THAN NO ACTION LEVEL
- ▲ DETECT GREATER THAN BACKGROUND
- NONDETECT

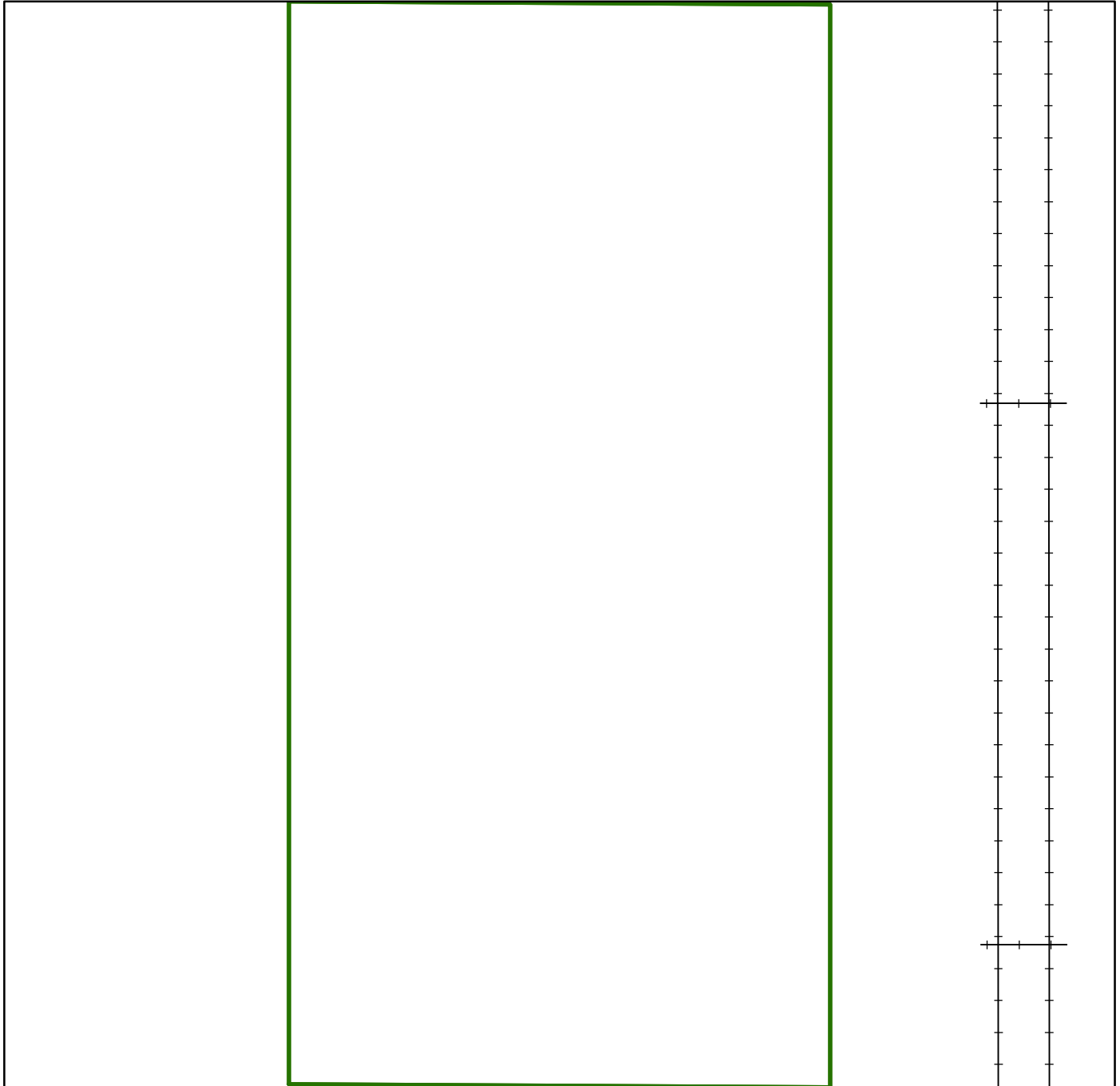
Risk-based action and no action levels taken from
DOE 2001 for the Industrial Worker scenario.
Background values from DOE 2001.



0 5 10 20 30 40
Feet

Plutonium-239/240

SWMU 160



Legend

- DETECT GREATER THAN ACTION LEVEL
- DETECT GREATER THAN NO ACTION LEVEL
LESS THAN ACTION LEVEL
- DETECT LESS THAN NO ACTION LEVEL
- ▲ DETECT GREATER THAN BACKGROUND
- NONDETECT

Risk-based action and no action levels taken from
DOE 2001 for the Industrial Worker scenario.
Background values from DOE 2001.



0.25 5 7.5 10
Feet

Plutonium-239/240

SWMU 163



Legend

- DETECT GREATER THAN ACTION LEVEL
- DETECT GREATER THAN NO ACTION LEVEL
LESS THAN ACTION LEVEL
- DETECT LESS THAN NO ACTION LEVEL
- ▲ DETECT GREATER THAN BACKGROUND
- NONDETECT

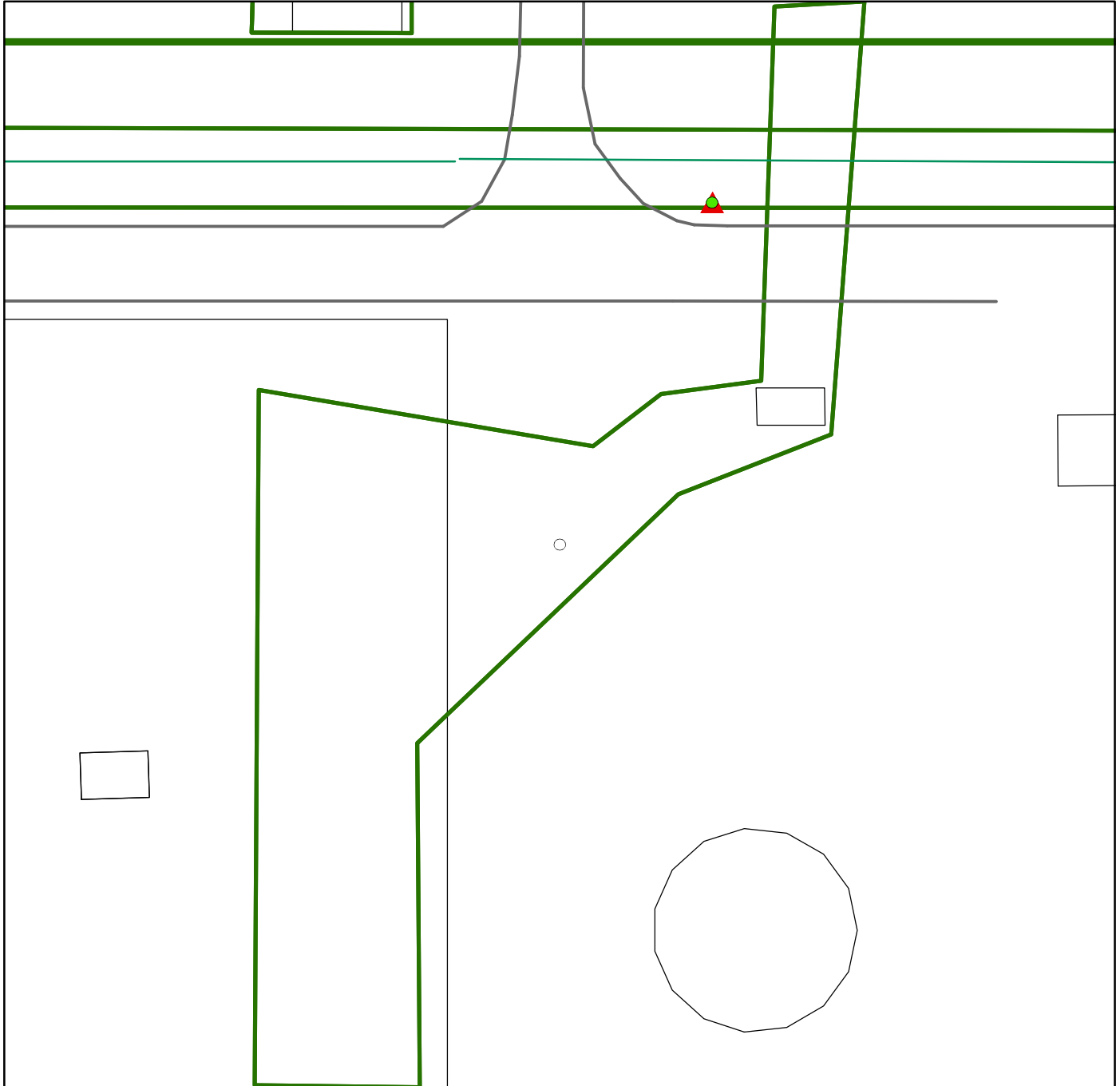
**Risk-based action and no action levels taken from
DOE 2001 for the Industrial Worker scenario.
Background values from DOE 2001.**



0 1 2 4 6 8
Feet

Plutonium-239/240

SWMU 165



Legend

- DETECT GREATER THAN ACTION LEVEL
- DETECT GREATER THAN NO ACTION LEVEL
LESS THAN ACTION LEVEL
- DETECT LESS THAN NO ACTION LEVEL
- ▲ DETECT GREATER THAN BACKGROUND
- NONDETECT


Risk-based action and no action levels taken from
DOE 2001 for the Industrial Worker scenario.
Background values from DOE 2001.



0 18 27 36
Feet

Plutonium-239/240

SWMU 169



Legend

- DETECT GREATER THAN ACTION LEVEL
- DETECT GREATER THAN NO ACTION LEVEL
LESS THAN ACTION LEVEL
- DETECT LESS THAN NO ACTION LEVEL
- ▲ DETECT GREATER THAN BACKGROUND
- NONDETECT


**Risk-based action and no action levels taken from
DOE 2001 for the Industrial Worker scenario.
Background values from DOE 2001.**



0.2 0.4 0.8 1.2 1.6
Feet

Plutonium-239/240

SWMU 170



Legend

- DETECT GREATER THAN ACTION LEVEL
- DETECT GREATER THAN NO ACTION LEVEL
LESS THAN ACTION LEVEL
- DETECT LESS THAN NO ACTION LEVEL
- ▲ DETECT GREATER THAN BACKGROUND
- NONDETECT

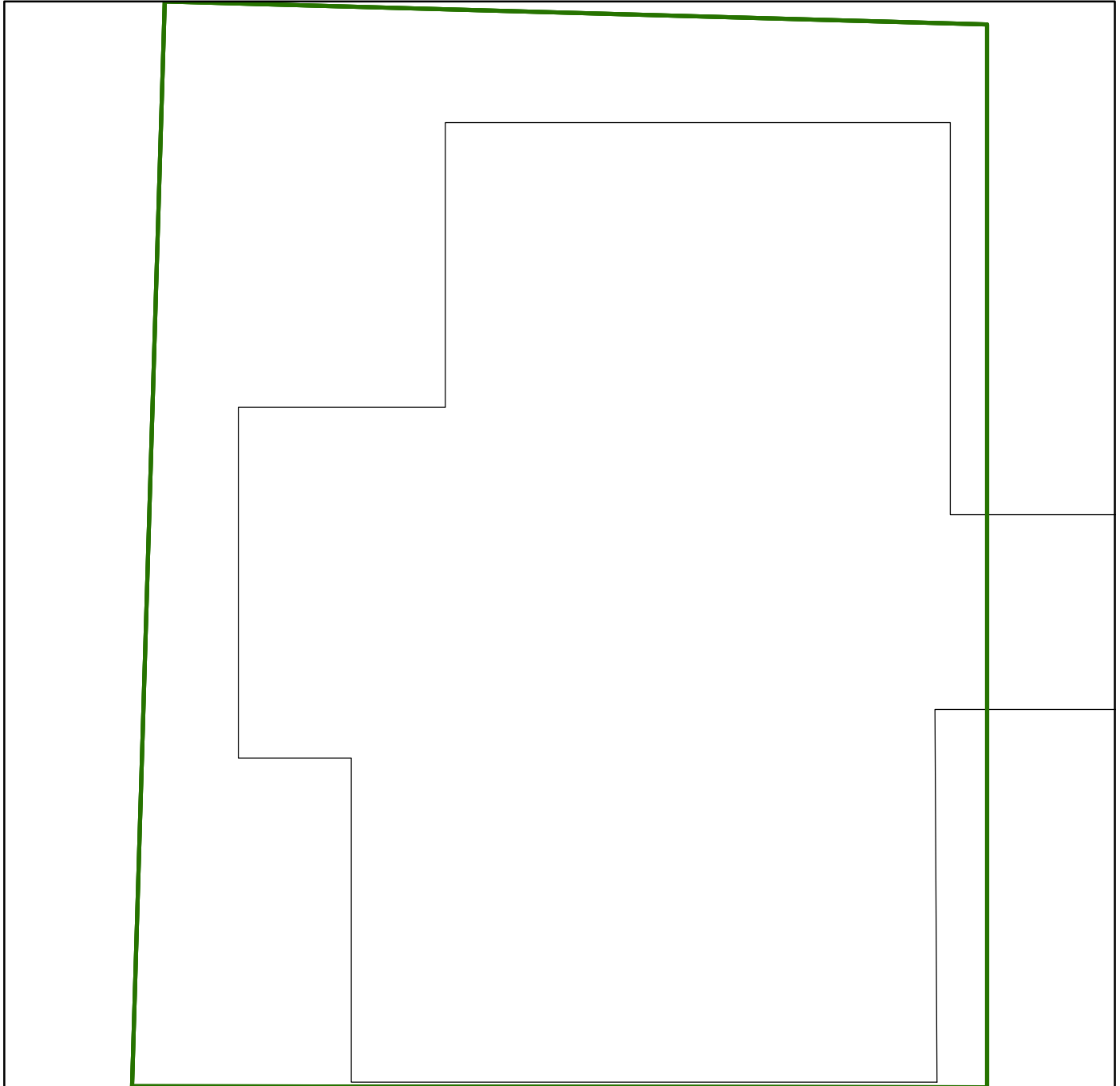
**Risk-based action and no action levels taken from
DOE 2001 for the Industrial Worker scenario.
Background values from DOE 2001.**



0.25 1 1.5 2
Feet

Plutonium-239/240

SWMU 172



Legend

- DETECT GREATER THAN ACTION LEVEL
- DETECT GREATER THAN NO ACTION LEVEL
LESS THAN ACTION LEVEL
- DETECT LESS THAN NO ACTION LEVEL
- ▲ DETECT GREATER THAN BACKGROUND
- NONDETECT

Risk-based action and no action levels taken from
DOE 2001 for the Industrial Worker scenario.
Background values from DOE 2001.



0 12 4 6 8
Feet

Plutonium-239/240

SWMU 176



Legend

- DETECT GREATER THAN ACTION LEVEL
- DETECT GREATER THAN NO ACTION LEVEL
LESS THAN ACTION LEVEL
- DETECT LESS THAN NO ACTION LEVEL
- ▲ DETECT GREATER THAN BACKGROUND
- NONDETECT


**Risk-based action and no action levels taken from
DOE 2001 for the Industrial Worker scenario.
Background values from DOE 2001.**



0.25 5 7.5 10
Feet

Plutonium-239/240

SWMU 177



Legend

- DETECT GREATER THAN ACTION LEVEL
- DETECT GREATER THAN NO ACTION LEVEL
LESS THAN ACTION LEVEL
- DETECT LESS THAN NO ACTION LEVEL
- ▲ DETECT GREATER THAN BACKGROUND
- NONDETECT

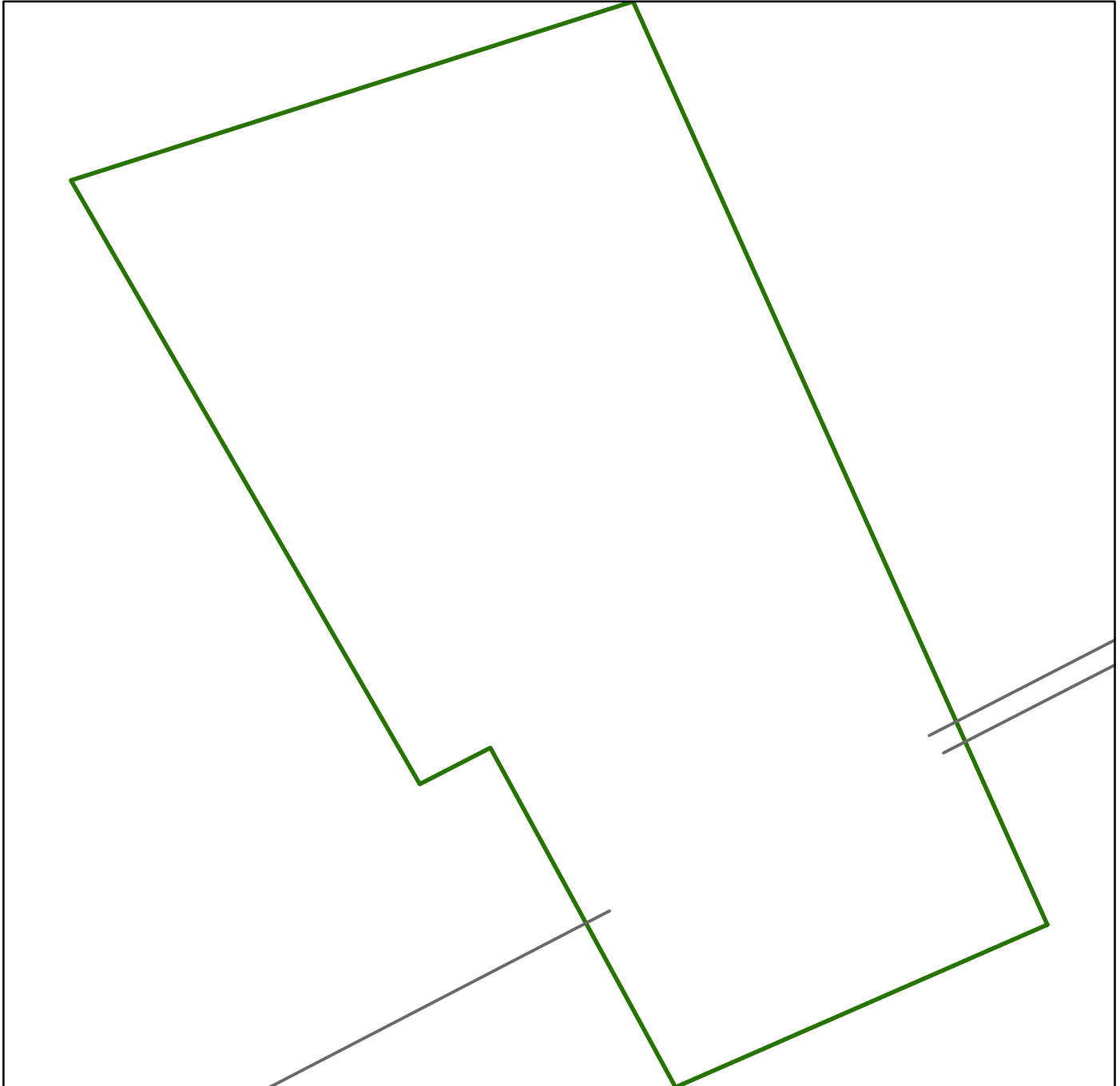
**Risk-based action and no action levels taken from
DOE 2001 for the Industrial Worker scenario.
Background values from DOE 2001.**



01.53 6 9 12
■ ■ ■ ■ Feet

Plutonium-239/240

SWMU 180



Legend

- DETECT GREATER THAN ACTION LEVEL
- DETECT GREATER THAN NO ACTION LEVEL
LESS THAN ACTION LEVEL
- DETECT LESS THAN NO ACTION LEVEL
- ▲ DETECT GREATER THAN BACKGROUND
- NONDETECT

Risk-based action and no action levels taken from
DOE 2001 for the Industrial Worker scenario.
Background values from DOE 2001.



0510203040
■ Feet

Plutonium-239/240

SWMU 181



Legend

- DETECT GREATER THAN ACTION LEVEL
- DETECT GREATER THAN NO ACTION LEVEL
LESS THAN ACTION LEVEL
- DETECT LESS THAN NO ACTION LEVEL
- ▲ DETECT GREATER THAN BACKGROUND
- NONDETECT

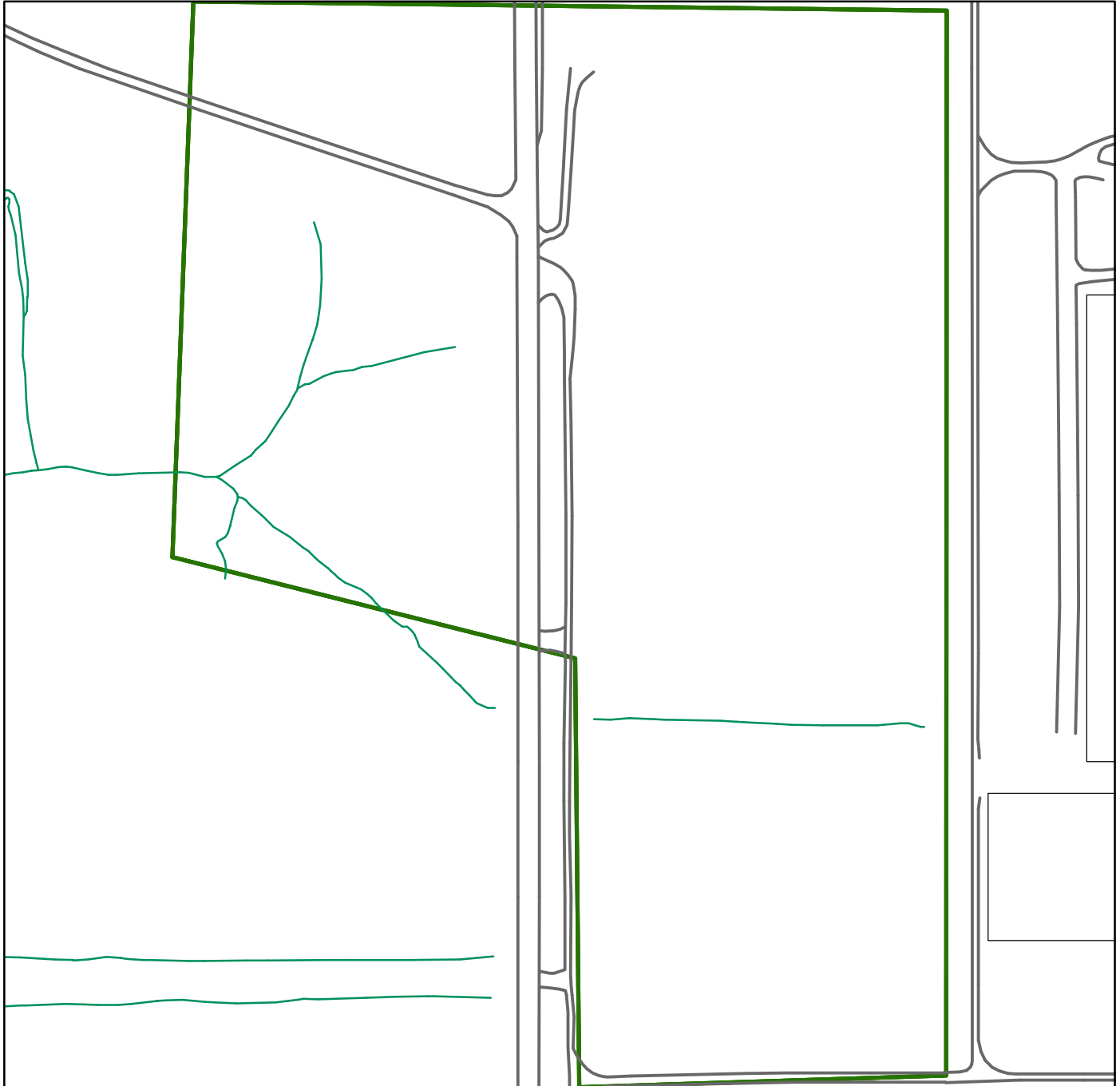
Risk-based action and no action levels taken from
DOE 2001 for the Industrial Worker scenario.
Background values from DOE 2001.



0.5 142128
Feet

Plutonium-239/240

SWMU 194



Legend

- DETECT GREATER THAN ACTION LEVEL
- DETECT GREATER THAN NO ACTION LEVEL
LESS THAN ACTION LEVEL
- DETECT LESS THAN NO ACTION LEVEL
- ▲ DETECT GREATER THAN BACKGROUND
- NONDETECT

Risk-based action and no action levels taken from
DOE 2001 for the Industrial Worker scenario.
Background values from DOE 2001.



0250100150200
Feet

Plutonium-239/240

SWMU 195a



Legend

- DETECT GREATER THAN ACTION LEVEL
- DETECT GREATER THAN NO ACTION LEVEL
LESS THAN ACTION LEVEL
- DETECT LESS THAN NO ACTION LEVEL
- ▲ DETECT GREATER THAN BACKGROUND
- NONDETECT


Risk-based action and no action levels taken from
DOE 2001 for the Industrial Worker scenario.
Background values from DOE 2001.



0 20 40 60 80
Feet

Plutonium-239/240

SWMU 195b



Legend

- DETECT GREATER THAN ACTION LEVEL
- DETECT GREATER THAN NO ACTION LEVEL
LESS THAN ACTION LEVEL
- DETECT LESS THAN NO ACTION LEVEL
- ▲ DETECT GREATER THAN BACKGROUND
- NONDETECT

Risk-based action and no action levels taken from
DOE 2001 for the Industrial Worker scenario.
Background values from DOE 2001.



0 9 18 27 36
Feet

Plutonium-239/240

SWMU 196a



Legend

- DETECT GREATER THAN ACTION LEVEL
- DETECT GREATER THAN NO ACTION LEVEL
LESS THAN ACTION LEVEL
- DETECT LESS THAN NO ACTION LEVEL
- ▲ DETECT GREATER THAN BACKGROUND
- NONDETECT


Risk-based action and no action levels taken from
DOE 2001 for the Industrial Worker scenario.
Background values from DOE 2001.



0 5 10 15 20
Feet

Plutonium-239/240

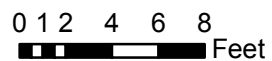
SWMU 196b



Legend


- DETECT GREATER THAN ACTION LEVEL
- DETECT GREATER THAN NO ACTION LEVEL
LESS THAN ACTION LEVEL
- DETECT LESS THAN NO ACTION LEVEL
- ▲ DETECT GREATER THAN BACKGROUND
- NONDETECT

**Risk-based action and no action levels taken from
DOE 2001 for the Industrial Worker scenario.
Background values from DOE 2001.**



Plutonium-239/240

SWMU 200



Legend

- DETECT GREATER THAN ACTION LEVEL
- DETECT GREATER THAN NO ACTION LEVEL
LESS THAN ACTION LEVEL
- DETECT LESS THAN NO ACTION LEVEL
- ▲ DETECT GREATER THAN BACKGROUND
- NONDETECT

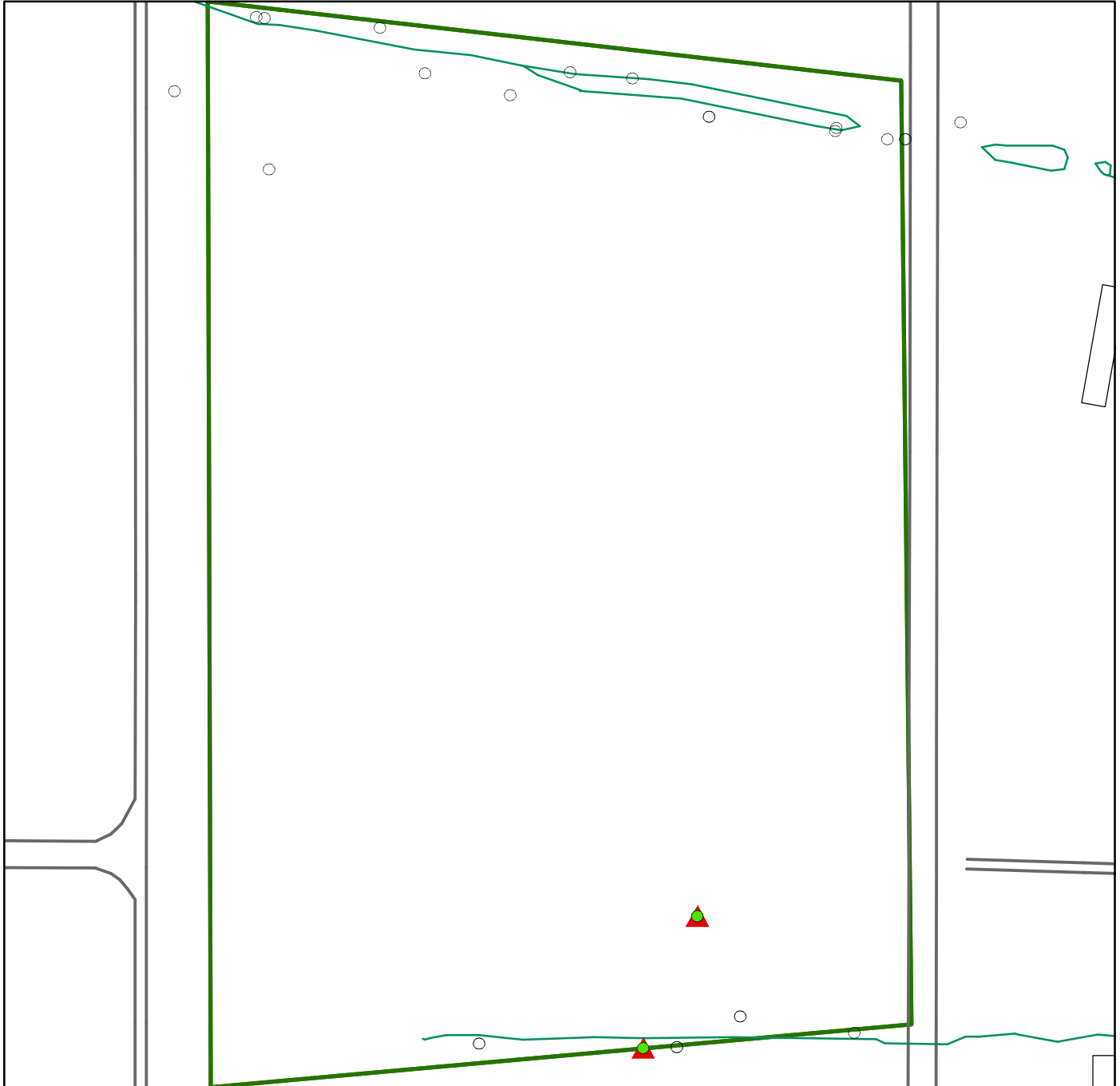
**Risk-based action and no action levels taken from
DOE 2001 for the Industrial Worker scenario.
Background values from DOE 2001.**



0 5 10 20 30 40
Feet

Plutonium-239/240

SWMU 204



Legend

- DETECT GREATER THAN ACTION LEVEL
- DETECT GREATER THAN NO ACTION LEVEL
LESS THAN ACTION LEVEL
- DETECT LESS THAN NO ACTION LEVEL
- ▲ DETECT GREATER THAN BACKGROUND
- NONDETECT

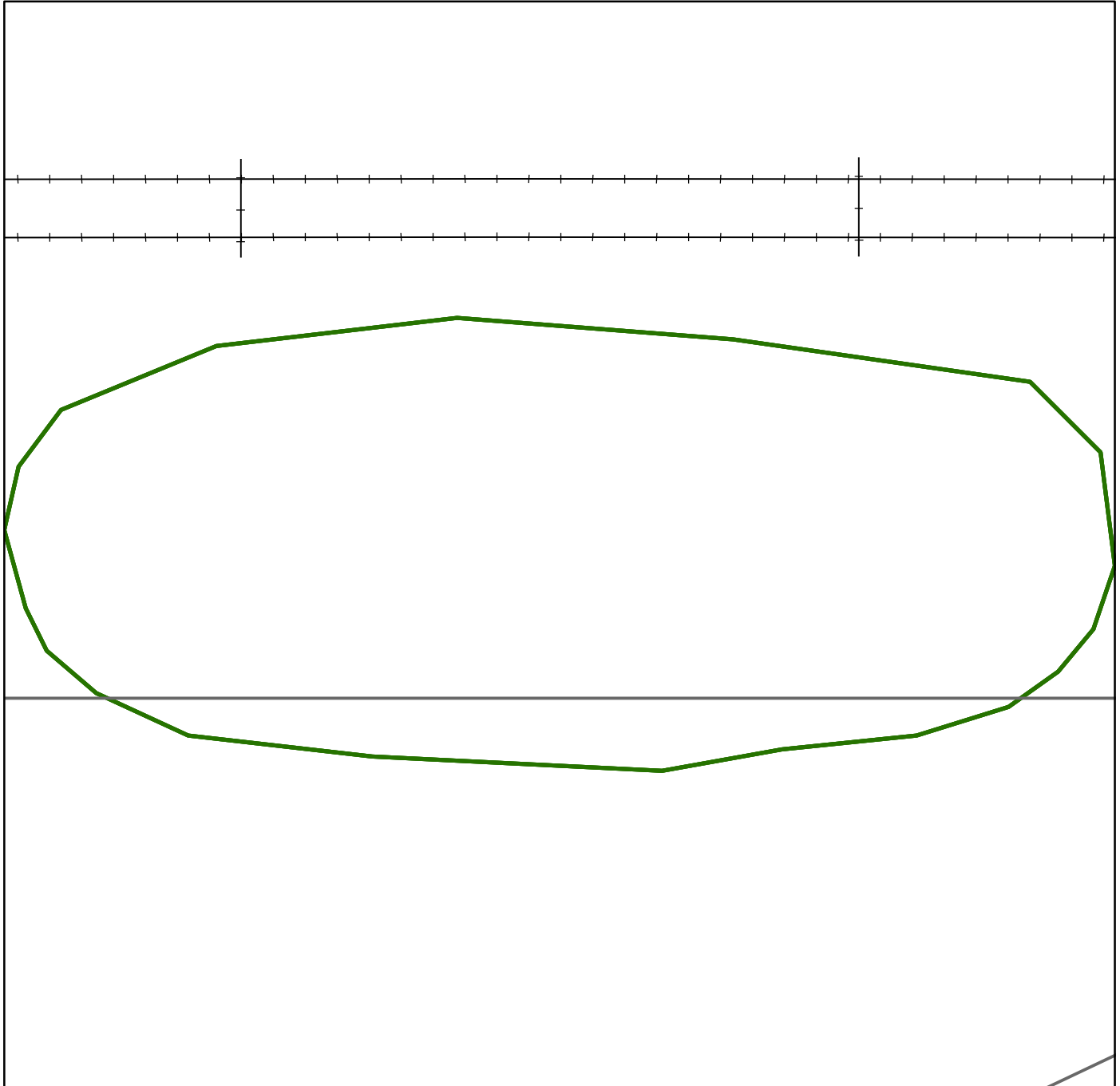
Risk-based action and no action levels taken from
DOE 2001 for the Industrial Worker scenario.
Background values from DOE 2001.



0 150 60 90 120
Feet

Plutonium-239/240

SWMU 211



Legend

- DETECT GREATER THAN ACTION LEVEL
- DETECT GREATER THAN NO ACTION LEVEL
LESS THAN ACTION LEVEL
- DETECT LESS THAN NO ACTION LEVEL
- ▲ DETECT GREATER THAN BACKGROUND
- NONDETECT

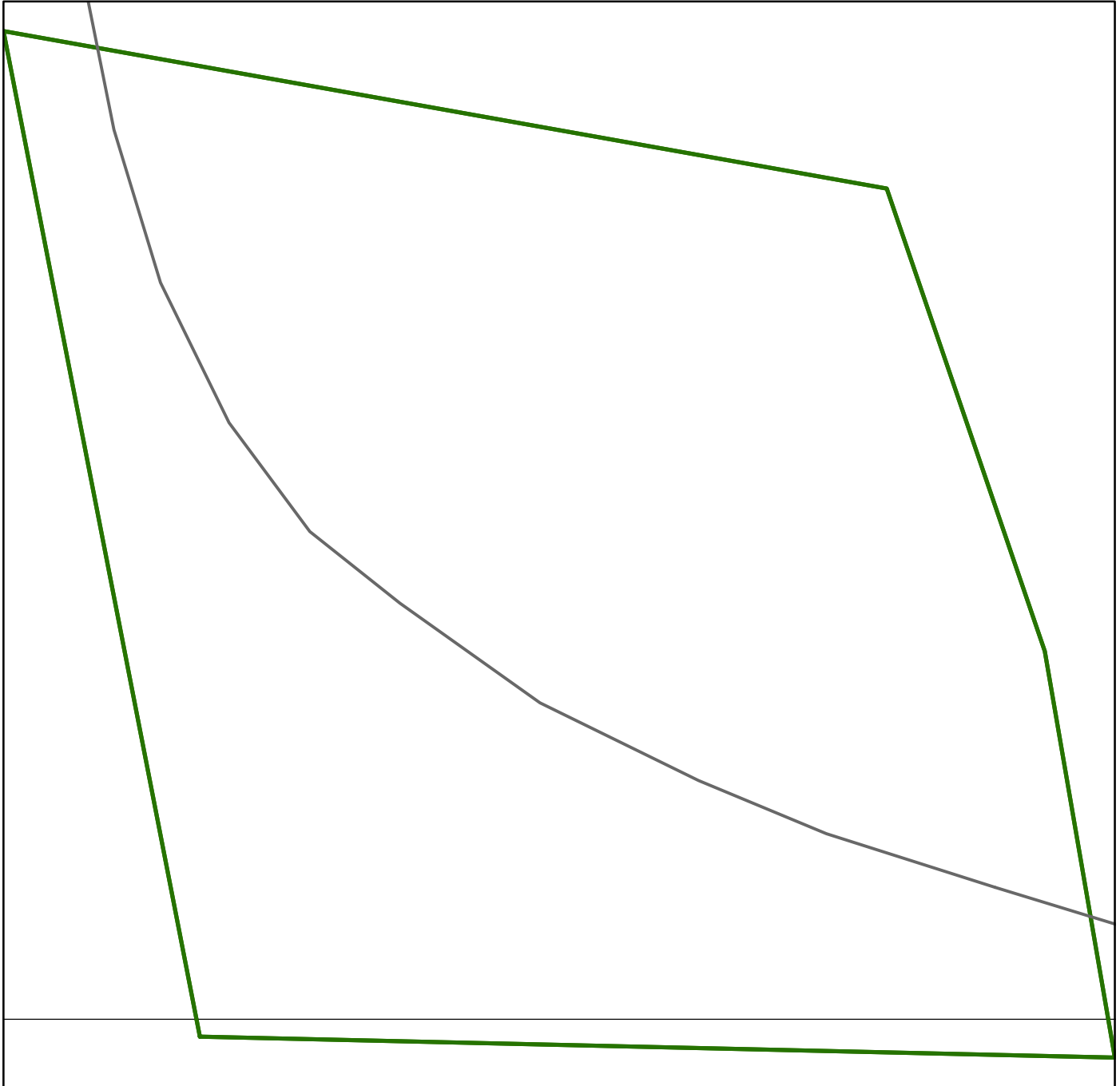
Risk-based action and no action levels taken from
DOE 2001 for the Industrial Worker scenario.
Background values from DOE 2001.



01.53 6 9 12
Feet

Plutonium-239/240

SWMU 212



Legend

- DETECT GREATER THAN ACTION LEVEL
- DETECT GREATER THAN NO ACTION LEVEL
LESS THAN ACTION LEVEL
- DETECT LESS THAN NO ACTION LEVEL
- ▲ DETECT GREATER THAN BACKGROUND
- NONDETECT

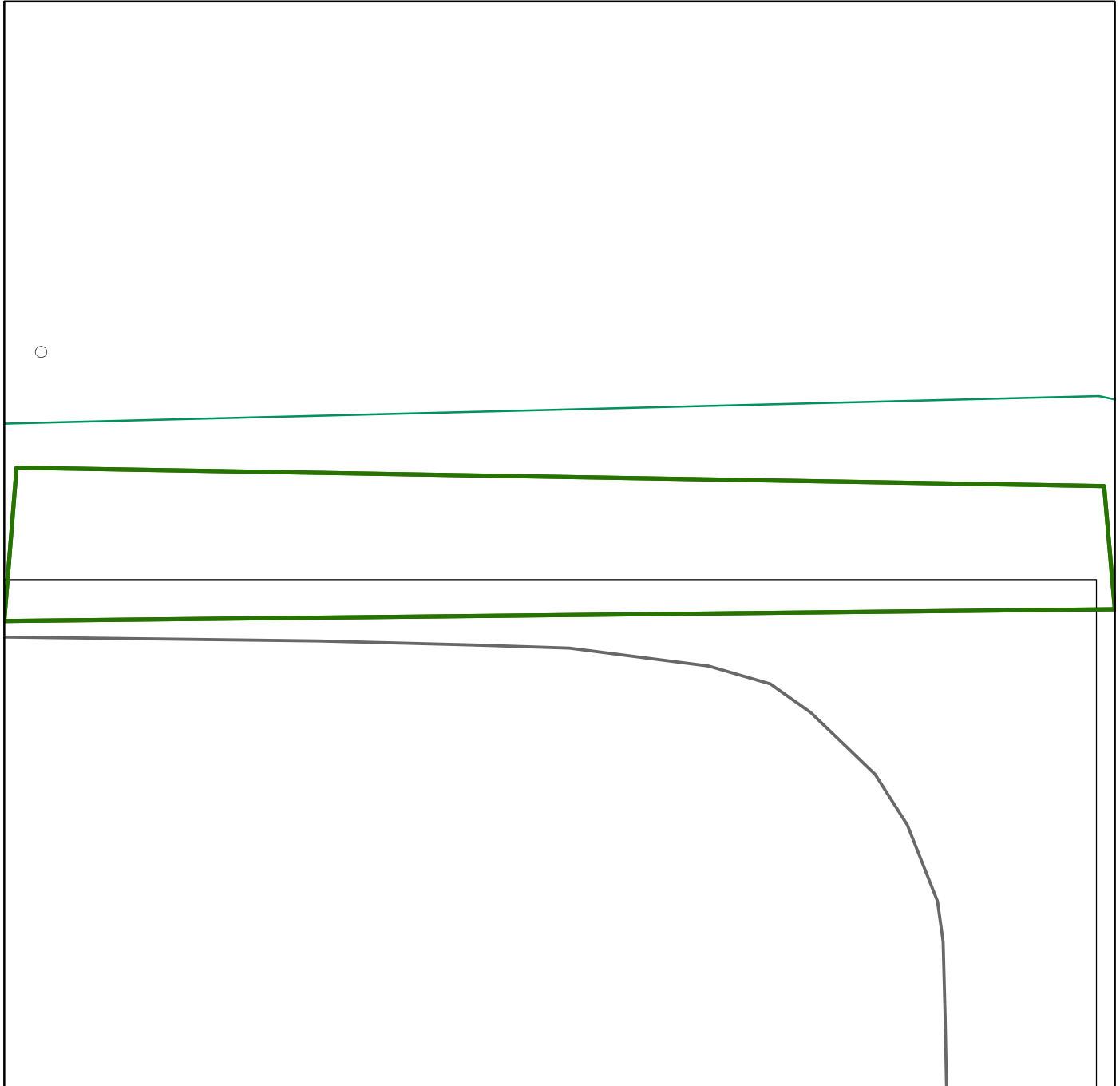
Risk-based action and no action levels taken from
DOE 2001 for the Industrial Worker scenario.
Background values from DOE 2001.



0.25 5 7.5 10
Feet

Plutonium-239/240

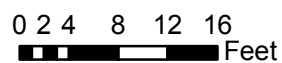
SWMU 213



Legend


- DETECT GREATER THAN ACTION LEVEL
- DETECT GREATER THAN NO ACTION LEVEL
LESS THAN ACTION LEVEL
- DETECT LESS THAN NO ACTION LEVEL
- ▲ DETECT GREATER THAN BACKGROUND
- NONDETECT

Risk-based action and no action levels taken from
DOE 2001 for the Industrial Worker scenario.
Background values from DOE 2001.



Plutonium-239/240

SWMU 214



Legend

- DETECT GREATER THAN ACTION LEVEL
- DETECT GREATER THAN NO ACTION LEVEL
LESS THAN ACTION LEVEL
- DETECT LESS THAN NO ACTION LEVEL
- ▲ DETECT GREATER THAN BACKGROUND
- NONDETECT

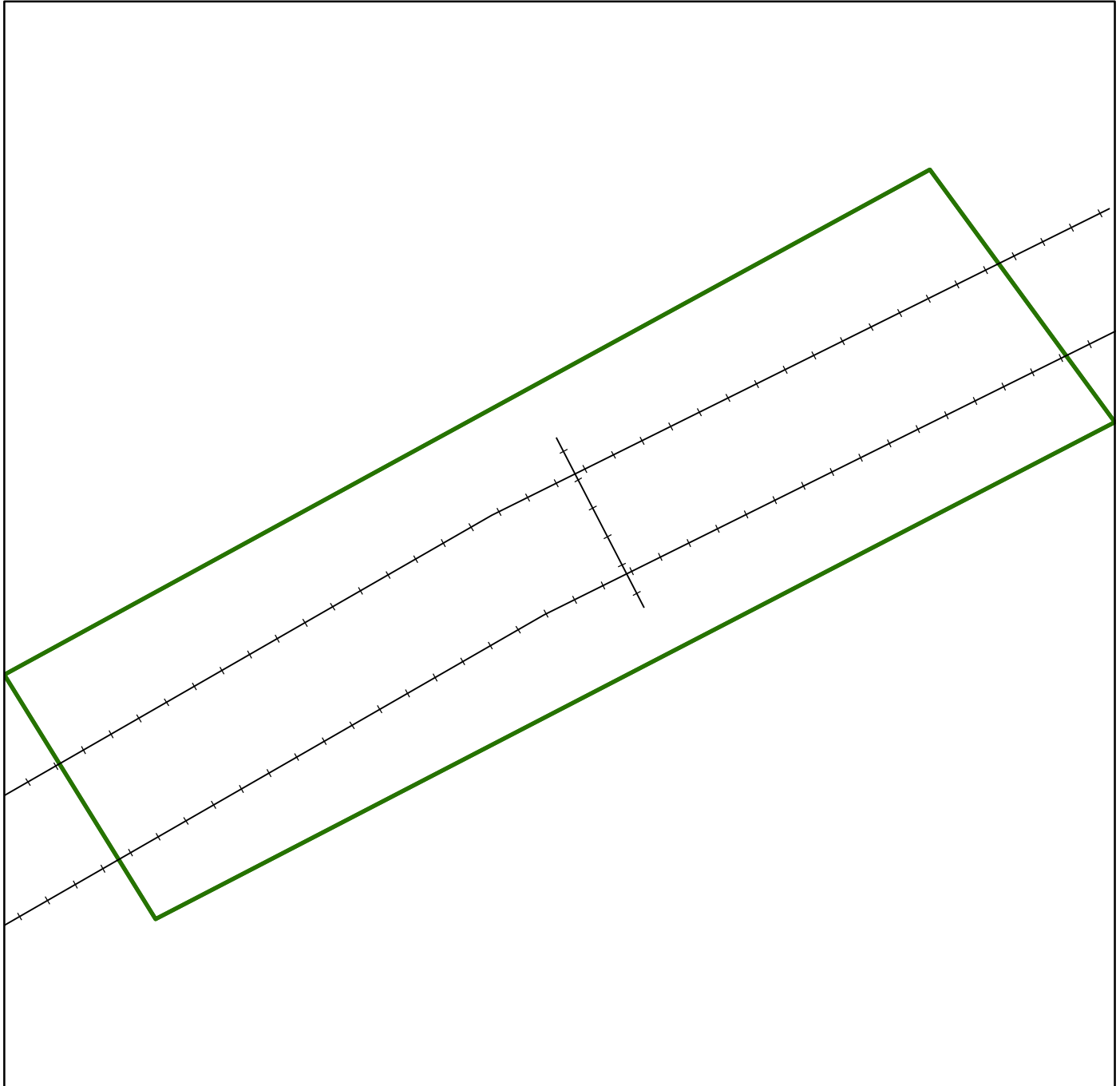
**Risk-based action and no action levels taken from
DOE 2001 for the Industrial Worker scenario.
Background values from DOE 2001.**



0.51 2 3 4
Feet

Plutonium-239/240

SWMU 215



Legend

- DETECT GREATER THAN ACTION LEVEL
- DETECT GREATER THAN NO ACTION LEVEL
LESS THAN ACTION LEVEL
- DETECT LESS THAN NO ACTION LEVEL
- ▲ DETECT GREATER THAN BACKGROUND
- NONDETECT


Risk-based action and no action levels taken from
DOE 2001 for the Industrial Worker scenario.
Background values from DOE 2001.



0.5 2 3 4
Feet

Plutonium-239/240

SWMU 216



Legend

- DETECT GREATER THAN ACTION LEVEL
- DETECT GREATER THAN NO ACTION LEVEL
LESS THAN ACTION LEVEL
- DETECT LESS THAN NO ACTION LEVEL
- ▲ DETECT GREATER THAN BACKGROUND
- NONDETECT

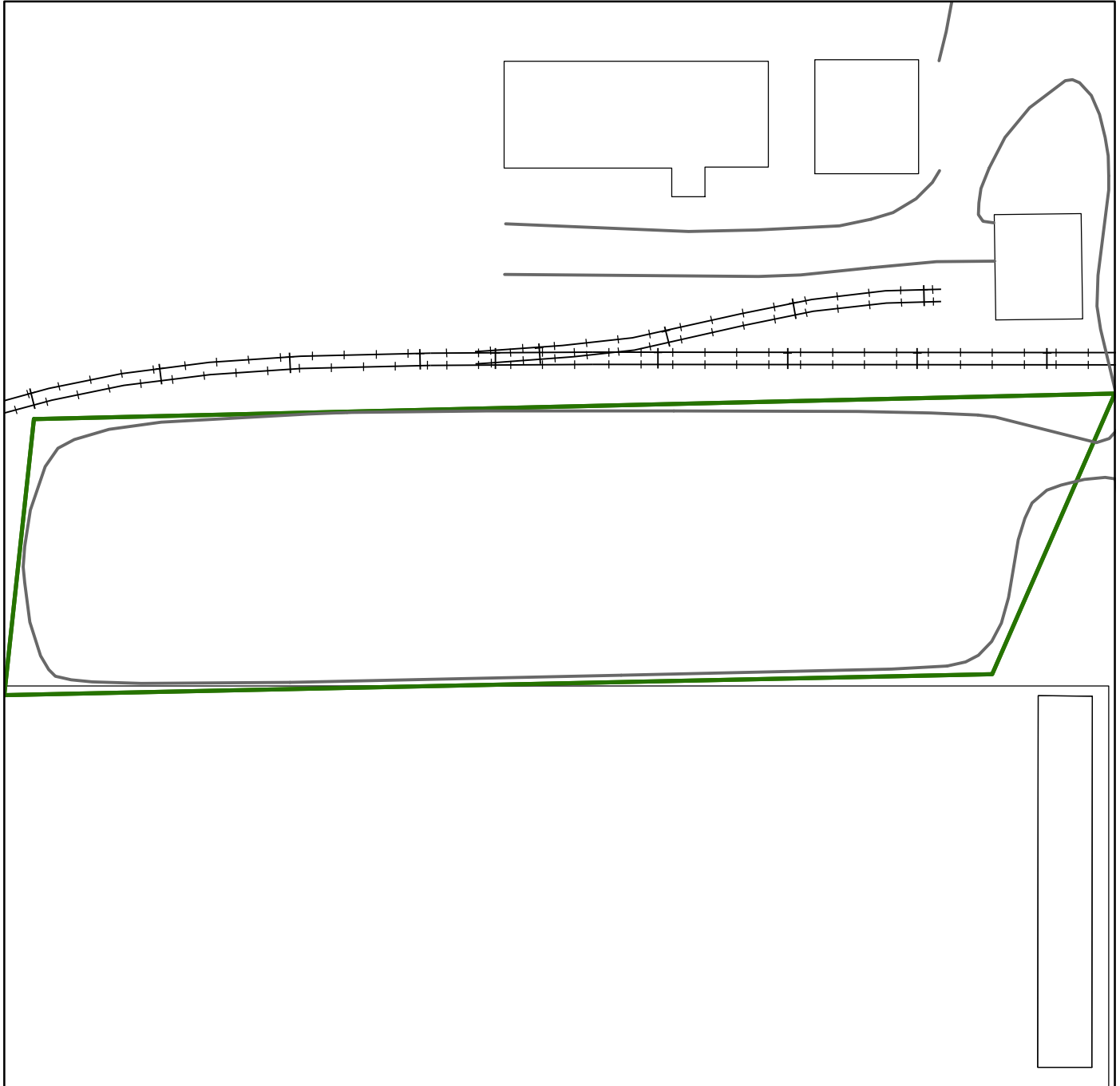
Risk-based action and no action levels taken from
DOE 2001 for the Industrial Worker scenario.
Background values from DOE 2001.



0.5 2 3 4
■ Feet

Plutonium-239/240

SWMU 217



Legend

- DETECT GREATER THAN ACTION LEVEL
- DETECT GREATER THAN NO ACTION LEVEL
LESS THAN ACTION LEVEL
- DETECT LESS THAN NO ACTION LEVEL
- ▲ DETECT GREATER THAN BACKGROUND
- NONDETECT


Risk-based action and no action levels taken from
DOE 2001 for the Industrial Worker scenario.
Background values from DOE 2001.



0.5 182736
Feet

Plutonium-239/240

SWMU 218



Legend

- DETECT GREATER THAN ACTION LEVEL
- DETECT GREATER THAN NO ACTION LEVEL
LESS THAN ACTION LEVEL
- DETECT LESS THAN NO ACTION LEVEL
- ▲ DETECT GREATER THAN BACKGROUND
- NONDETECT


Risk-based action and no action levels taken from
DOE 2001 for the Industrial Worker scenario.
Background values from DOE 2001.



0.5 6 9 12
Feet

Plutonium-239/240

SWMU 219



Legend

- DETECT GREATER THAN ACTION LEVEL
- DETECT GREATER THAN NO ACTION LEVEL
LESS THAN ACTION LEVEL
- DETECT LESS THAN NO ACTION LEVEL
- ▲ DETECT GREATER THAN BACKGROUND
- NONDETECT

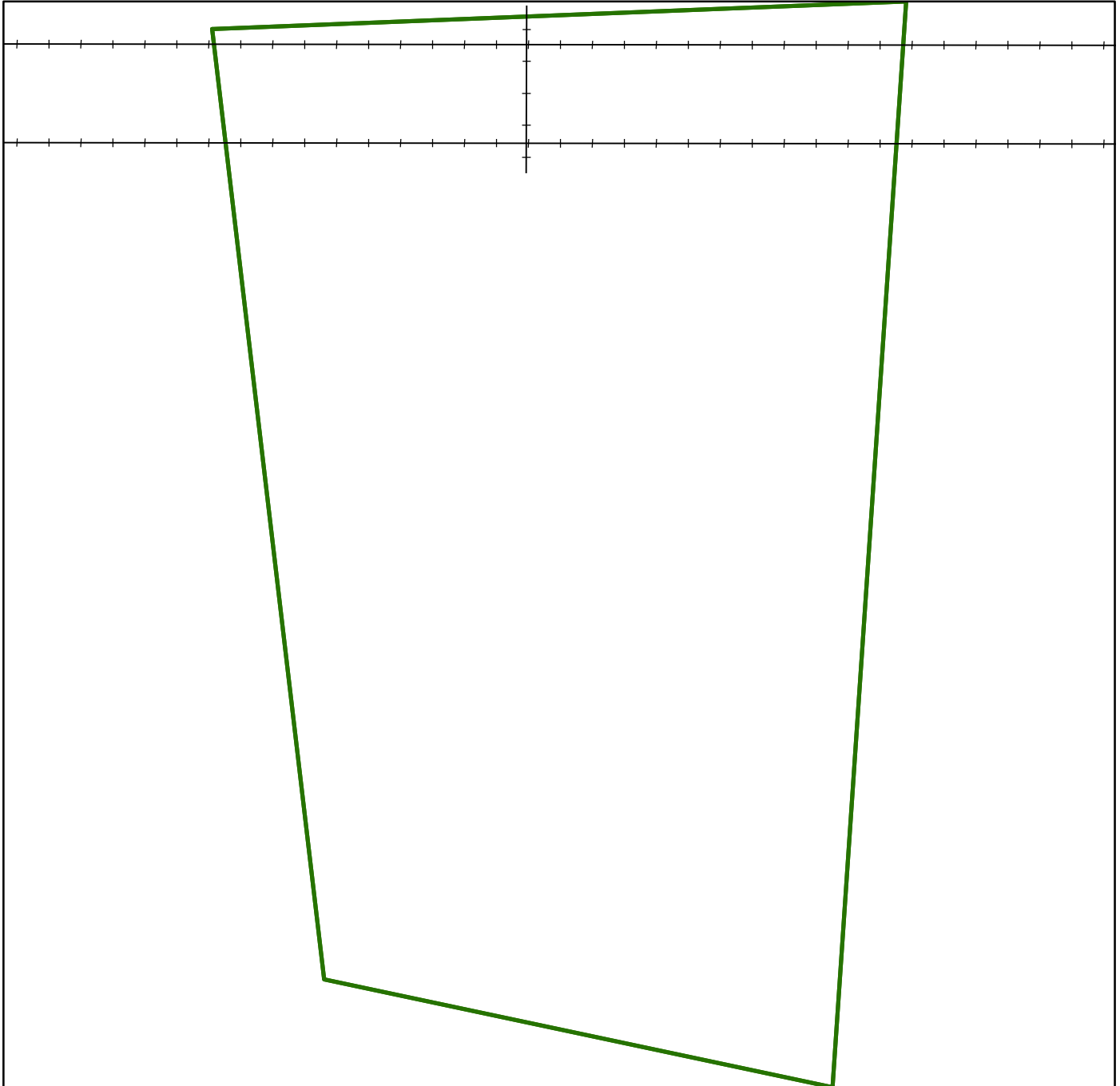
Risk-based action and no action levels taken from
DOE 2001 for the Industrial Worker scenario.
Background values from DOE 2001.



0.5 2 3 4
■ Feet

Plutonium-239/240

SWMU 220



Legend

- DETECT GREATER THAN ACTION LEVEL
- DETECT GREATER THAN NO ACTION LEVEL
LESS THAN ACTION LEVEL
- DETECT LESS THAN NO ACTION LEVEL
- ▲ DETECT GREATER THAN BACKGROUND
- NONDETECT


Risk-based action and no action levels taken from
DOE 2001 for the Industrial Worker scenario.
Background values from DOE 2001.



005.2.3.6
11 Feet

Plutonium-239/240

SWMU 221



Legend

- DETECT GREATER THAN ACTION LEVEL
- DETECT GREATER THAN NO ACTION LEVEL
LESS THAN ACTION LEVEL
- DETECT LESS THAN NO ACTION LEVEL
- ▲ DETECT GREATER THAN BACKGROUND
- NONDETECT

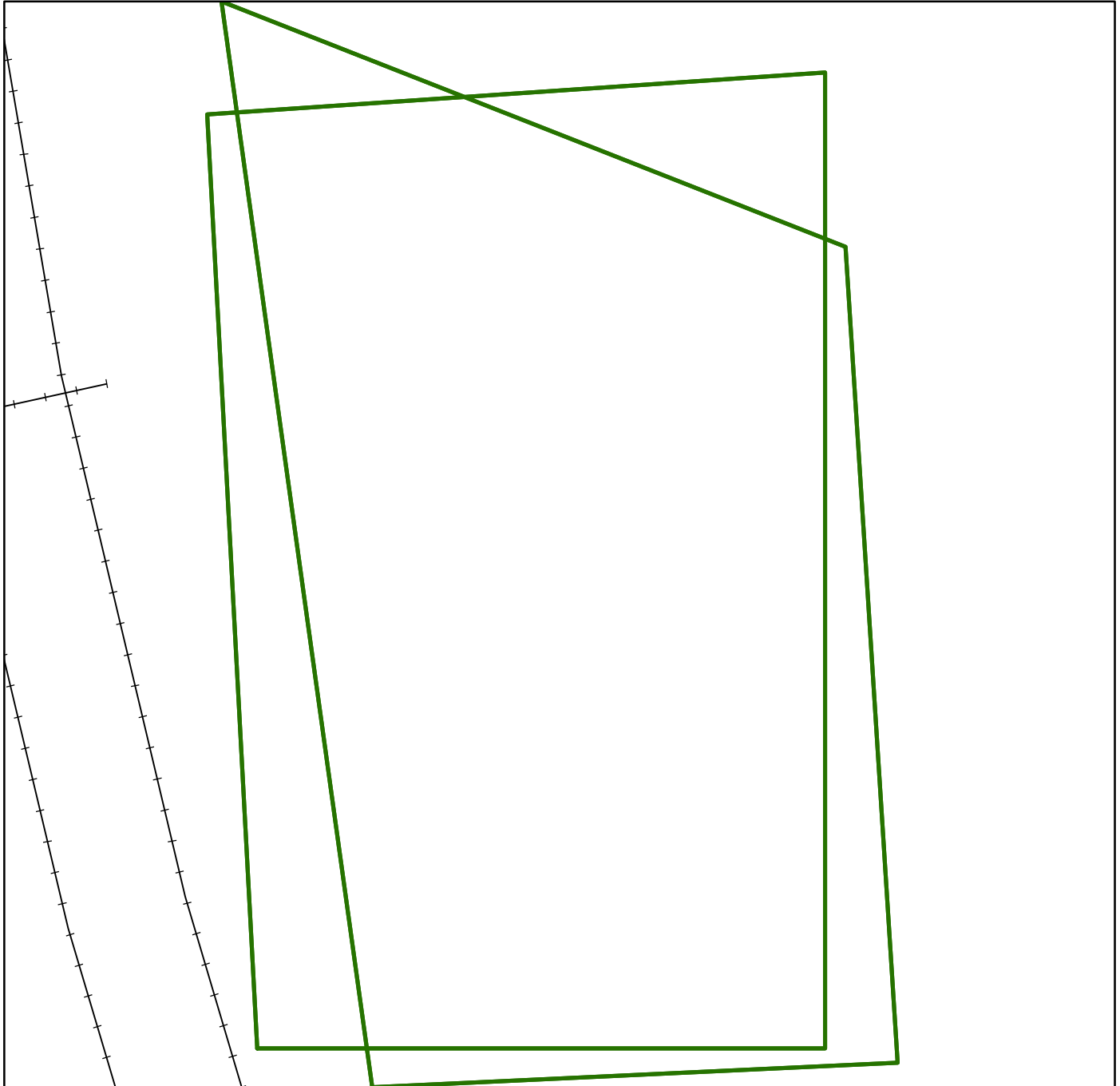
**Risk-based action and no action levels taken from
DOE 2001 for the Industrial Worker scenario.
Background values from DOE 2001.**



0 12 4 6 8
■ Feet

Plutonium-239/240

SWMU 222



Legend

- DETECT GREATER THAN ACTION LEVEL
- DETECT GREATER THAN NO ACTION LEVEL
LESS THAN ACTION LEVEL
- DETECT LESS THAN NO ACTION LEVEL
- ▲ DETECT GREATER THAN BACKGROUND
- NONDETECT

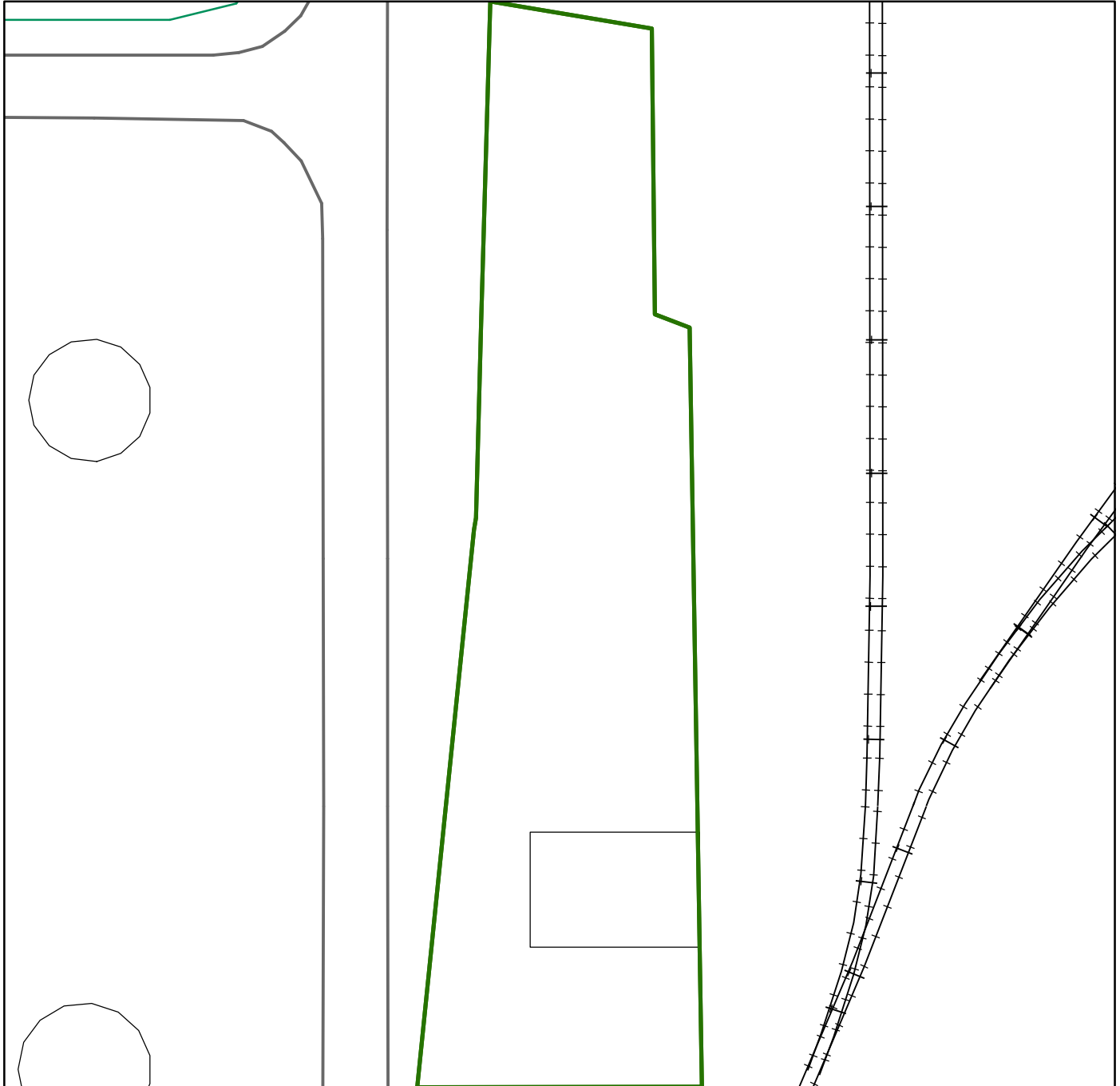
Risk-based action and no action levels taken from
DOE 2001 for the Industrial Worker scenario.
Background values from DOE 2001.



0.051.82.73.6
■■■■ Feet

Plutonium-239/240

SWMU 223



Legend

- DETECT GREATER THAN ACTION LEVEL
- DETECT GREATER THAN NO ACTION LEVEL
LESS THAN ACTION LEVEL
- DETECT LESS THAN NO ACTION LEVEL
- ▲ DETECT GREATER THAN BACKGROUND
- NONDETECT

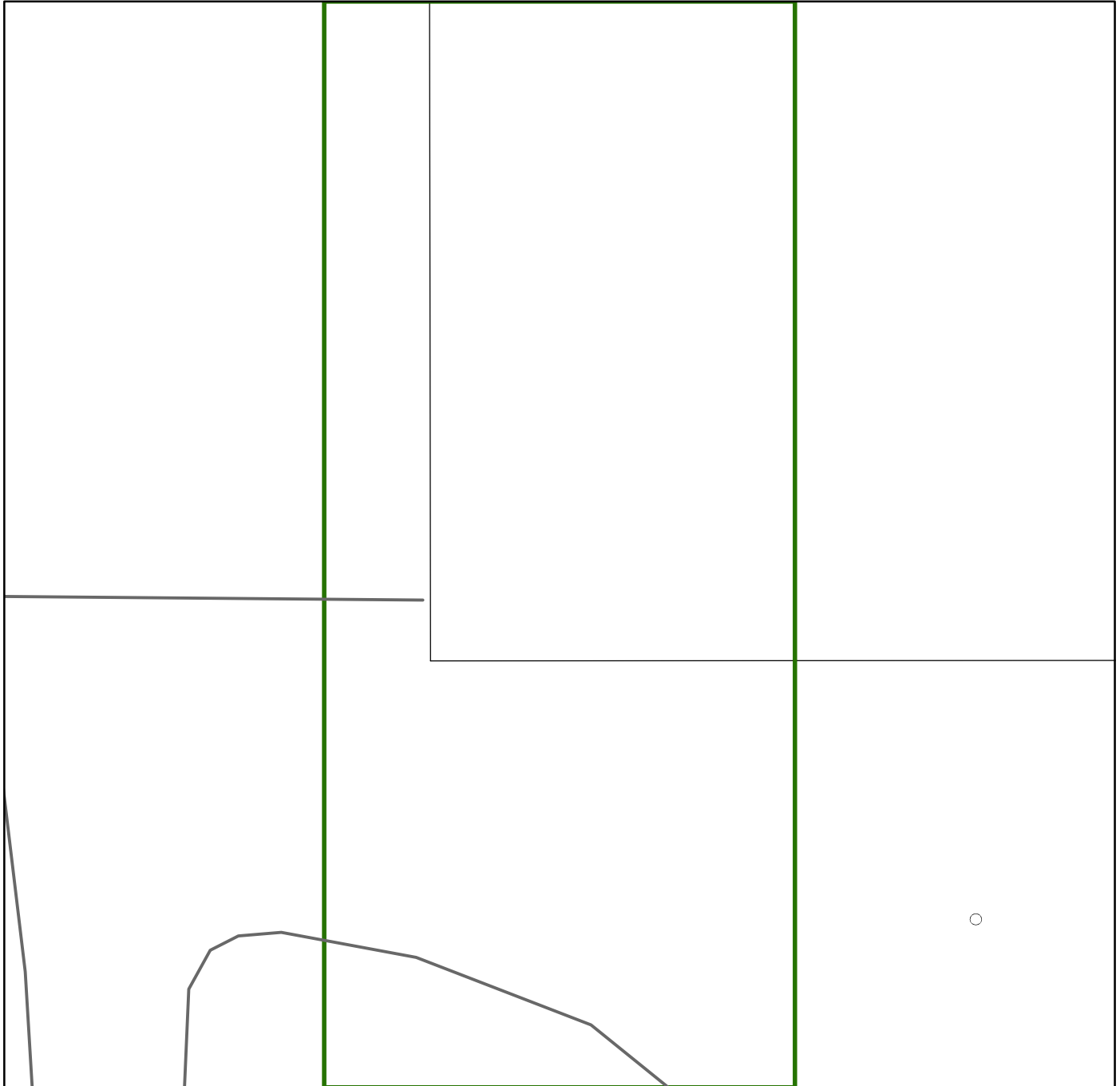
Risk-based action and no action levels taken from
DOE 2001 for the Industrial Worker scenario.
Background values from DOE 2001.



0.5 182736
Feet

Plutonium-239/240

SWMU 224



Legend

- DETECT GREATER THAN ACTION LEVEL
- DETECT GREATER THAN NO ACTION LEVEL
LESS THAN ACTION LEVEL
- DETECT LESS THAN NO ACTION LEVEL
- ▲ DETECT GREATER THAN BACKGROUND
- NONDETECT

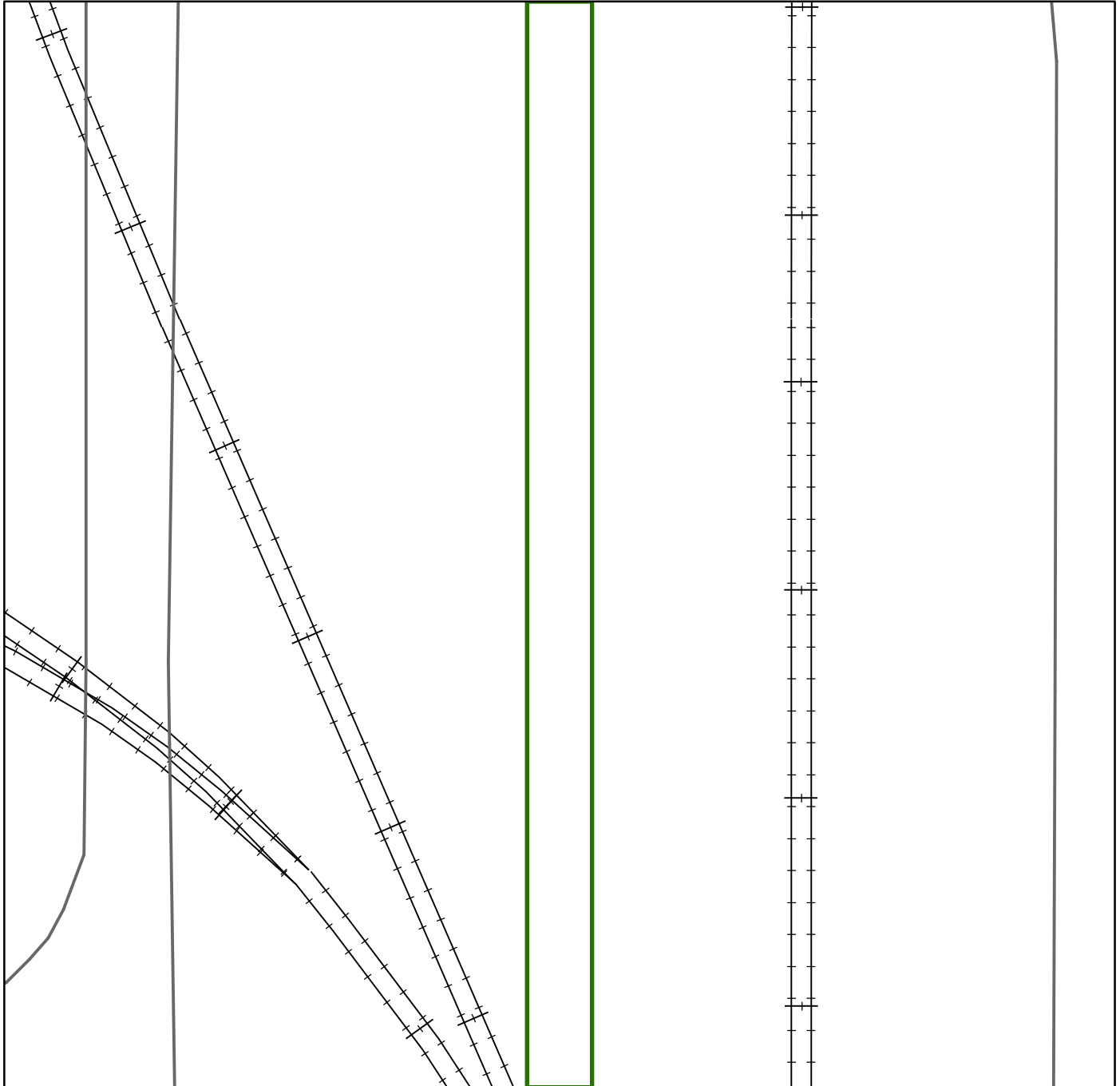
Risk-based action and no action levels taken from
DOE 2001 for the Industrial Worker scenario.
Background values from DOE 2001.



0.3 6 9 12
Feet

Plutonium-239/240

SWMU 225



Legend

- DETECT GREATER THAN ACTION LEVEL
- DETECT GREATER THAN NO ACTION LEVEL
LESS THAN ACTION LEVEL
- DETECT LESS THAN NO ACTION LEVEL
- ▲ DETECT GREATER THAN BACKGROUND
- NONDETECT

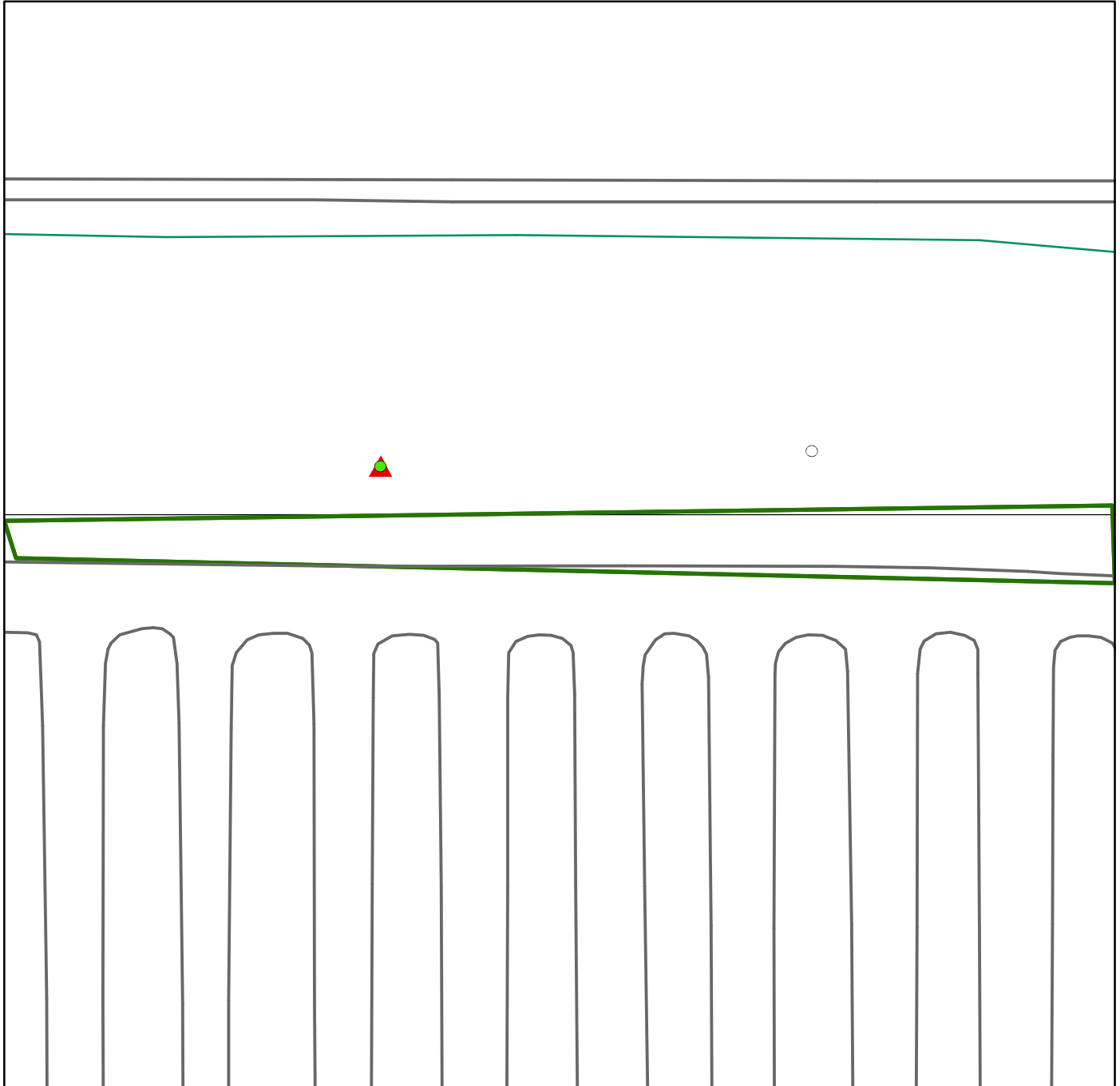
Risk-based action and no action levels taken from
DOE 2001 for the Industrial Worker scenario.
Background values from DOE 2001.



0.5 14 21 28
Feet

Plutonium-239/240

SWMU 226



Legend

- DETECT GREATER THAN ACTION LEVEL
- DETECT GREATER THAN NO ACTION LEVEL
LESS THAN ACTION LEVEL
- DETECT LESS THAN NO ACTION LEVEL
- ▲ DETECT GREATER THAN BACKGROUND
- NONDETECT

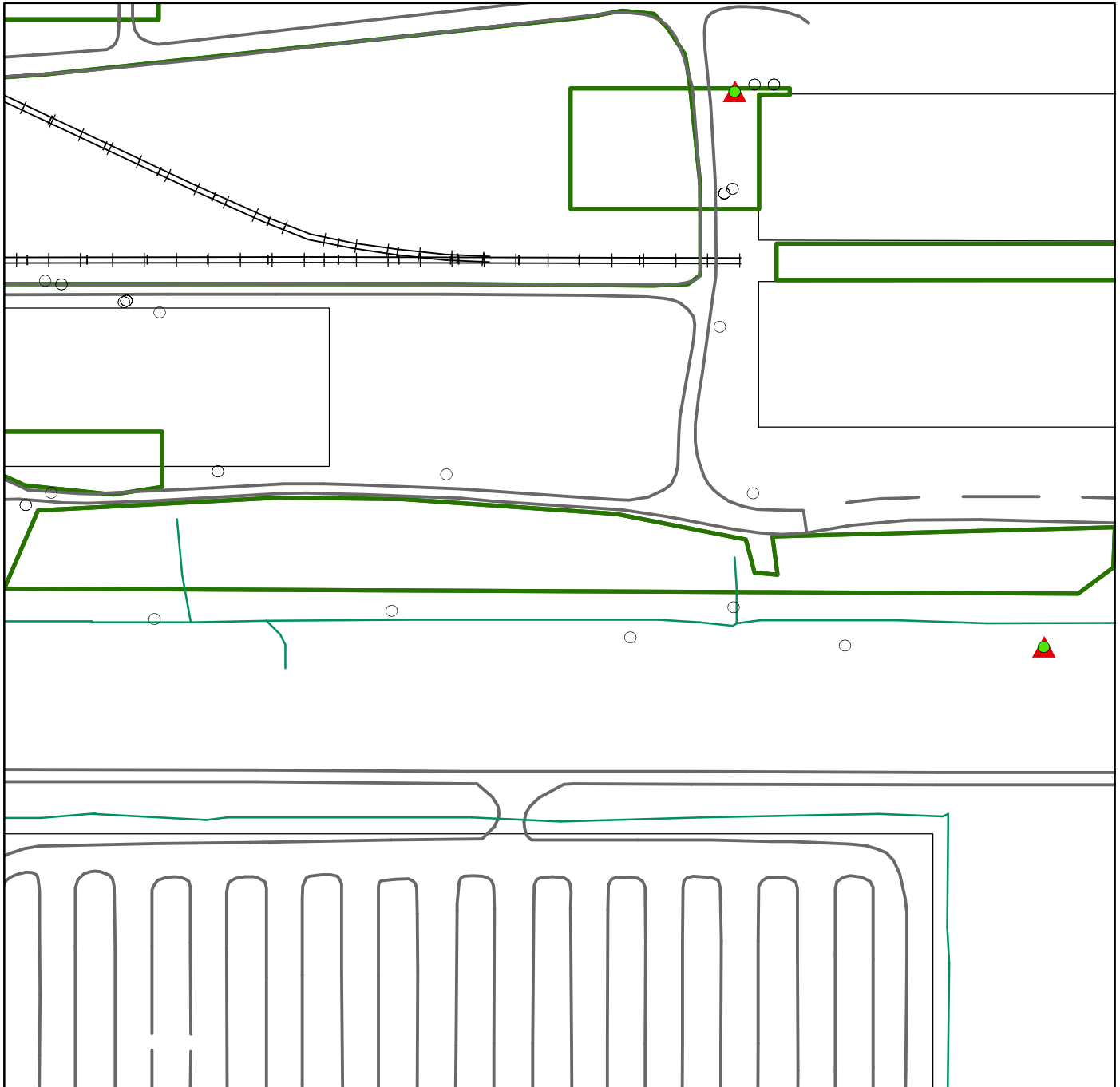
Risk-based action and no action levels taken from
DOE 2001 for the Industrial Worker scenario.
Background values from DOE 2001.



05 0203040
■ Feet

Plutonium-239/240

SWMU 227



Legend

- DETECT GREATER THAN ACTION LEVEL
- DETECT GREATER THAN NO ACTION LEVEL
LESS THAN ACTION LEVEL
- DETECT LESS THAN NO ACTION LEVEL
- ▲ DETECT GREATER THAN BACKGROUND
- NONDETECT

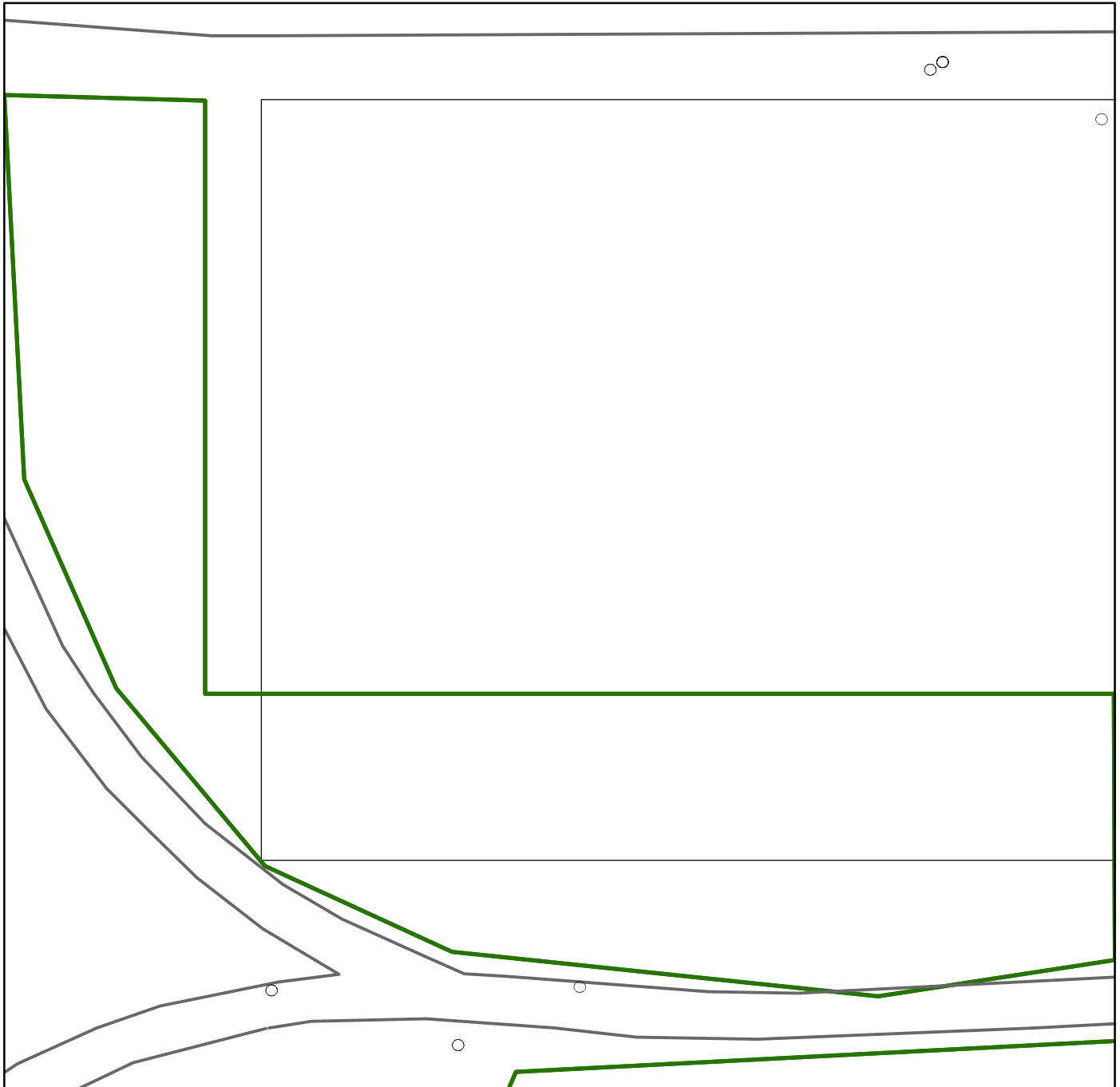
Risk-based action and no action levels taken from
DOE 2001 for the Industrial Worker scenario.
Background values from DOE 2001.



0100406080
■ Feet

Plutonium-239/240

SWMU 228



Legend

- DETECT GREATER THAN ACTION LEVEL
- DETECT GREATER THAN NO ACTION LEVEL
LESS THAN ACTION LEVEL
- DETECT LESS THAN NO ACTION LEVEL
- ▲ DETECT GREATER THAN BACKGROUND
- NONDETECT

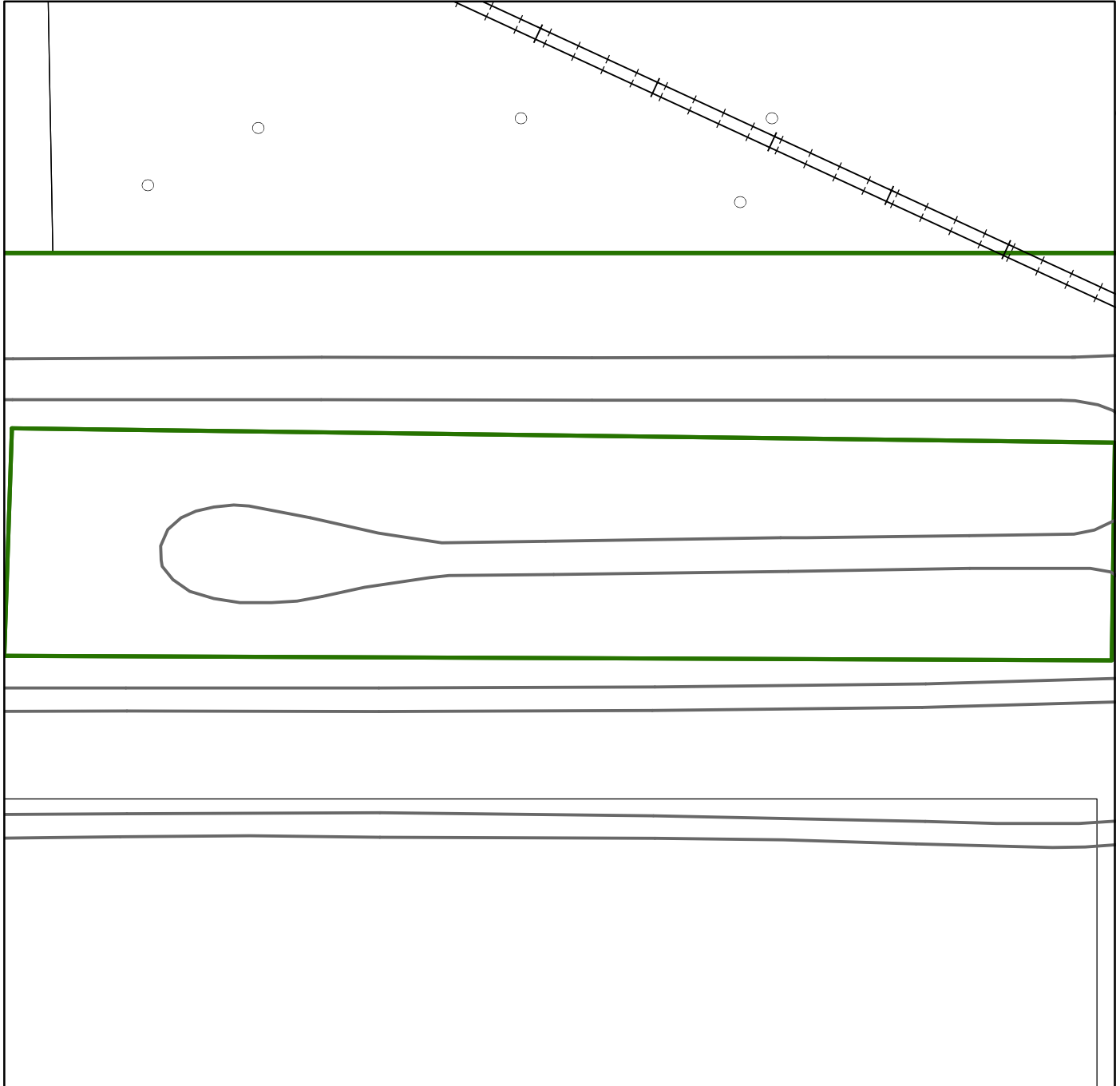
Risk-based action and no action levels taken from
DOE 2001 for the Industrial Worker scenario.
Background values from DOE 2001.



024 8 1216
■ Feet

Plutonium-239/240

SWMU 229



Legend

- DETECT GREATER THAN ACTION LEVEL
- DETECT GREATER THAN NO ACTION LEVEL
LESS THAN ACTION LEVEL
- DETECT LESS THAN NO ACTION LEVEL
- ▲ DETECT GREATER THAN BACKGROUND
- NONDETECT

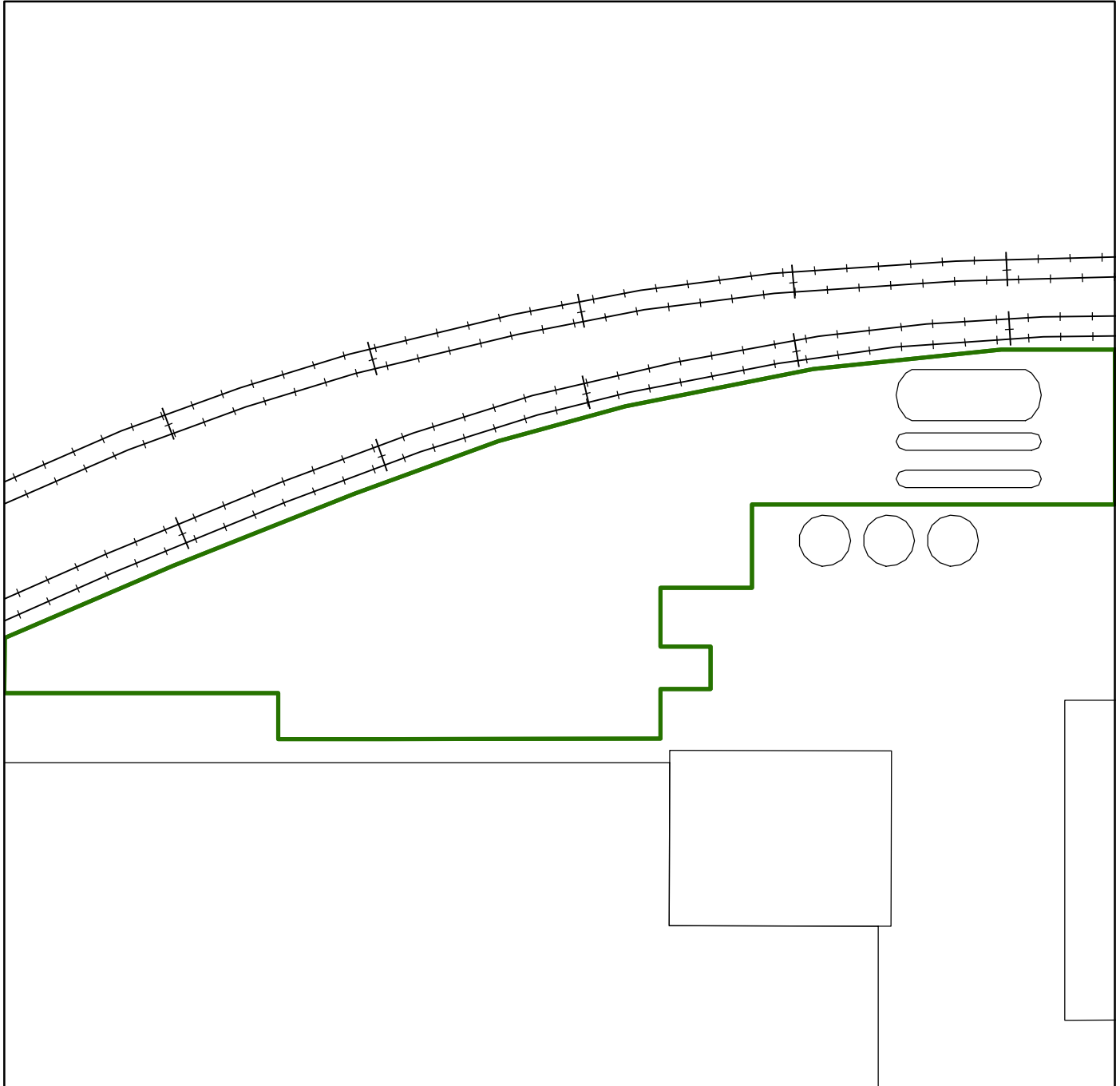
Risk-based action and no action levels taken from
DOE 2001 for the Industrial Worker scenario.
Background values from DOE 2001.



0510203040
■ ■ ■ ■ Feet

Plutonium-239/240

SWMU 483



Legend

- DETECT GREATER THAN ACTION LEVEL
- DETECT GREATER THAN NO ACTION LEVEL
LESS THAN ACTION LEVEL
- DETECT LESS THAN NO ACTION LEVEL
- ▲ DETECT GREATER THAN BACKGROUND
- NONDETECT

Risk-based action and no action levels taken from
DOE 2001 for the Industrial Worker scenario.
Background values from DOE 2001.



036 121824
■ ■ ■ ■ ■ Feet

Plutonium-239/240

SWMU 488



Legend

- DETECT GREATER THAN ACTION LEVEL
- DETECT GREATER THAN NO ACTION LEVEL
LESS THAN ACTION LEVEL
- DETECT LESS THAN NO ACTION LEVEL
- ▲ DETECT GREATER THAN BACKGROUND
- NONDETECT

**Risk-based action and no action levels taken from
DOE 2001 for the Industrial Worker scenario.
Background values from DOE 2001.**



0 0.2 0.4 0.6 0.8
Feet

Plutonium-239/240

SWMU 489



Legend

- DETECT GREATER THAN ACTION LEVEL
- DETECT GREATER THAN NO ACTION LEVEL
LESS THAN ACTION LEVEL
- DETECT LESS THAN NO ACTION LEVEL
- ▲ DETECT GREATER THAN BACKGROUND
- NONDETECT

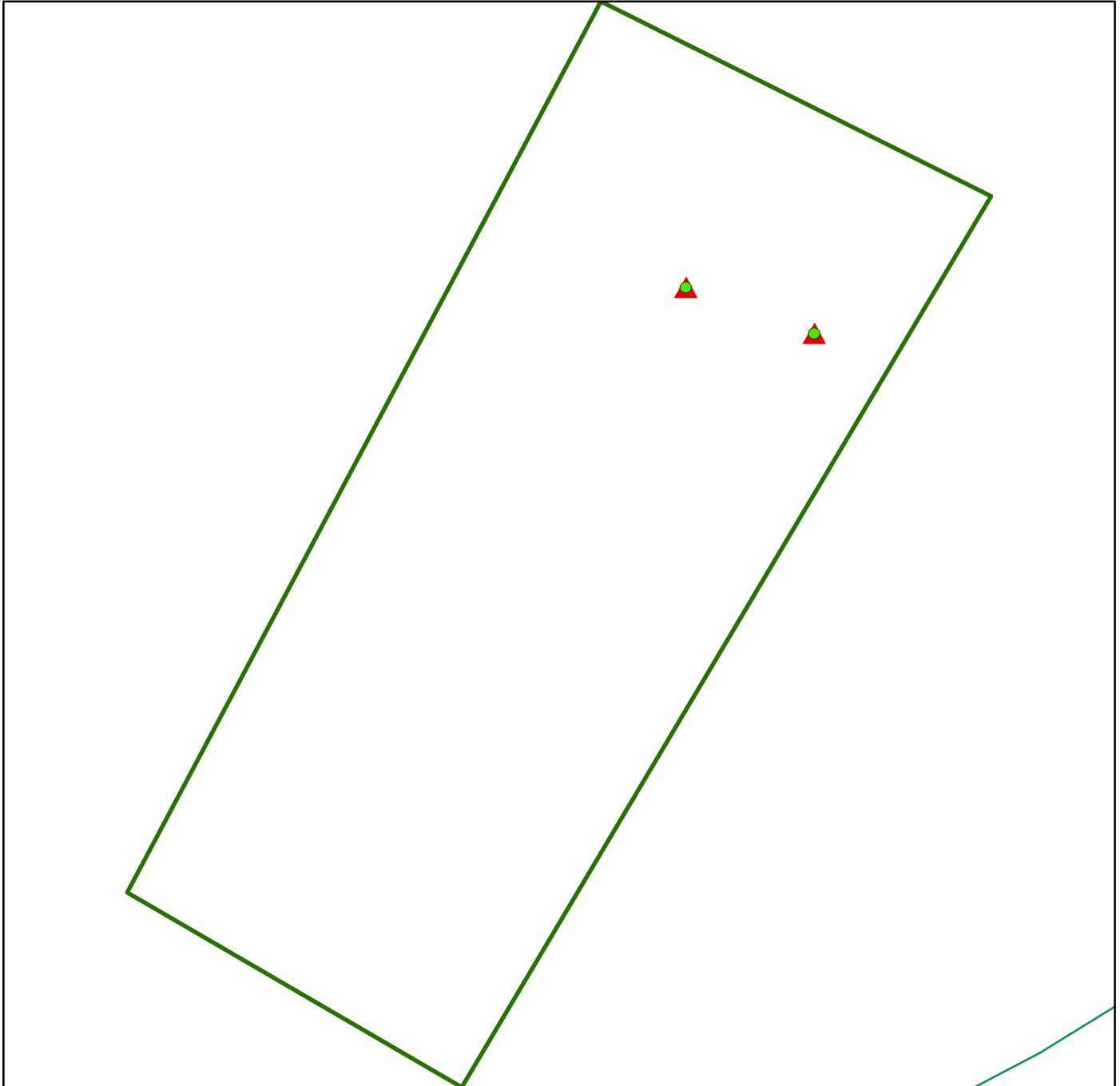
**Risk-based action and no action levels taken from
DOE 2001 for the Industrial Worker scenario.
Background values from DOE 2001.**



0.5 1 2 3 4
■ ■ ■ ■ ■ Feet

Plutonium-239/240

SWMU 492



Legend

- DETECT GREATER THAN ACTION LEVEL
- DETECT GREATER THAN NO ACTION LEVEL
LESS THAN ACTION LEVEL
- DETECT LESS THAN NO ACTION LEVEL
- ▲ DETECT GREATER THAN BACKGROUND
- NONDETECT


Risk-based action and no action levels taken from
DOE 2001 for the Industrial Worker scenario.
Background values from DOE 2001.



0 12 4 6 8
Feet

Plutonium-239/240

SWMU 493



Legend

- DETECT GREATER THAN ACTION LEVEL
- DETECT GREATER THAN NO ACTION LEVEL
LESS THAN ACTION LEVEL
- DETECT LESS THAN NO ACTION LEVEL
- ▲ DETECT GREATER THAN BACKGROUND
- NONDETECT


Risk-based action and no action levels taken from
DOE 2001 for the Industrial Worker scenario.
Background values from DOE 2001.



0 12 4 6 8
Feet

Plutonium-239/240

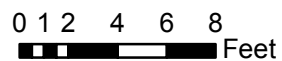
SWMU 517



Legend

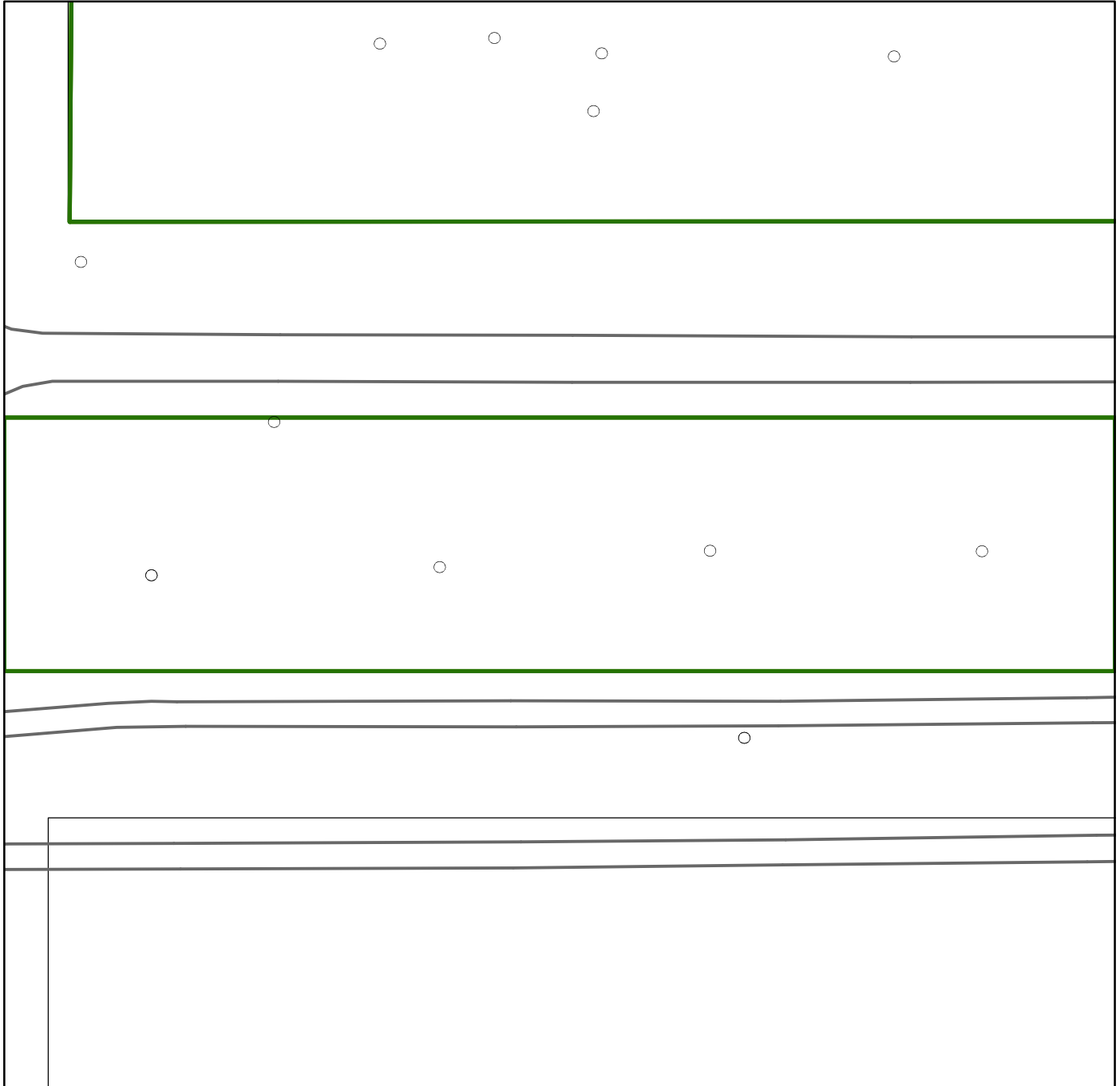
- DETECT GREATER THAN ACTION LEVEL
- DETECT GREATER THAN NO ACTION LEVEL
LESS THAN ACTION LEVEL
- DETECT LESS THAN NO ACTION LEVEL
- ▲ DETECT GREATER THAN BACKGROUND
- NONDETECT

Risk-based action and no action levels taken from
DOE 2001 for the Industrial Worker scenario.
Background values from DOE 2001.



Plutonium-239/240

SWMU 518



Legend

- DETECT GREATER THAN ACTION LEVEL
- DETECT GREATER THAN NO ACTION LEVEL
LESS THAN ACTION LEVEL
- DETECT LESS THAN NO ACTION LEVEL
- ▲ DETECT GREATER THAN BACKGROUND
- NONDETECT

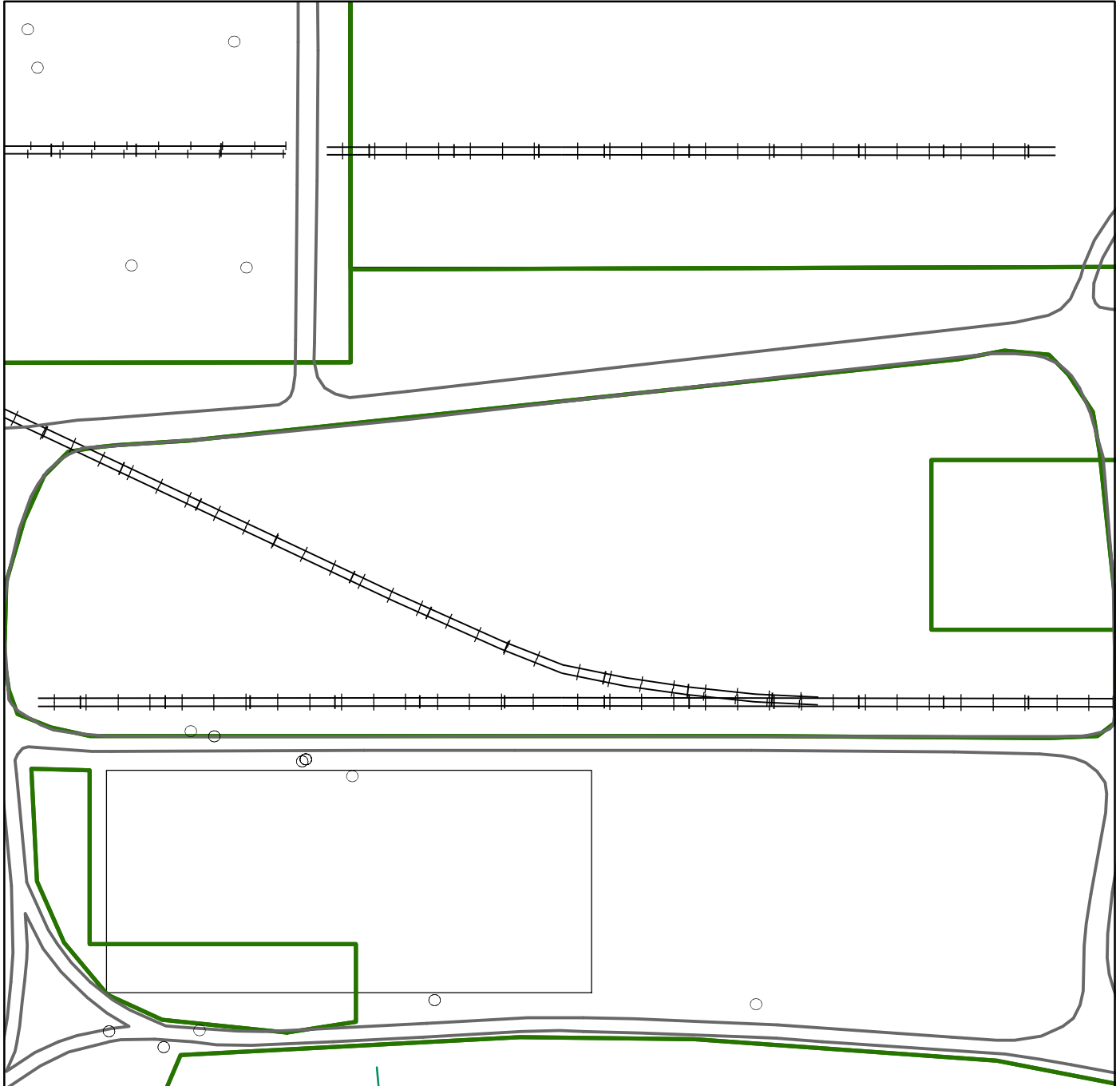
Risk-based action and no action levels taken from
DOE 2001 for the Industrial Worker scenario.
Background values from DOE 2001.



0 5 10 20 30 40
Feet

Plutonium-239/240

SWMU 520



Legend

- DETECT GREATER THAN ACTION LEVEL
- DETECT GREATER THAN NO ACTION LEVEL
LESS THAN ACTION LEVEL
- DETECT LESS THAN NO ACTION LEVEL
- ▲ DETECT GREATER THAN BACKGROUND
- NONDETECT

Risk-based action and no action levels taken from
DOE 2001 for the Industrial Worker scenario.
Background values from DOE 2001.



0 20 40 60 80
Feet

Plutonium-239/240

SWMU 531



Legend

- DETECT GREATER THAN ACTION LEVEL
- DETECT GREATER THAN NO ACTION LEVEL
LESS THAN ACTION LEVEL
- DETECT LESS THAN NO ACTION LEVEL
- ▲ DETECT GREATER THAN BACKGROUND
- NONDETECT

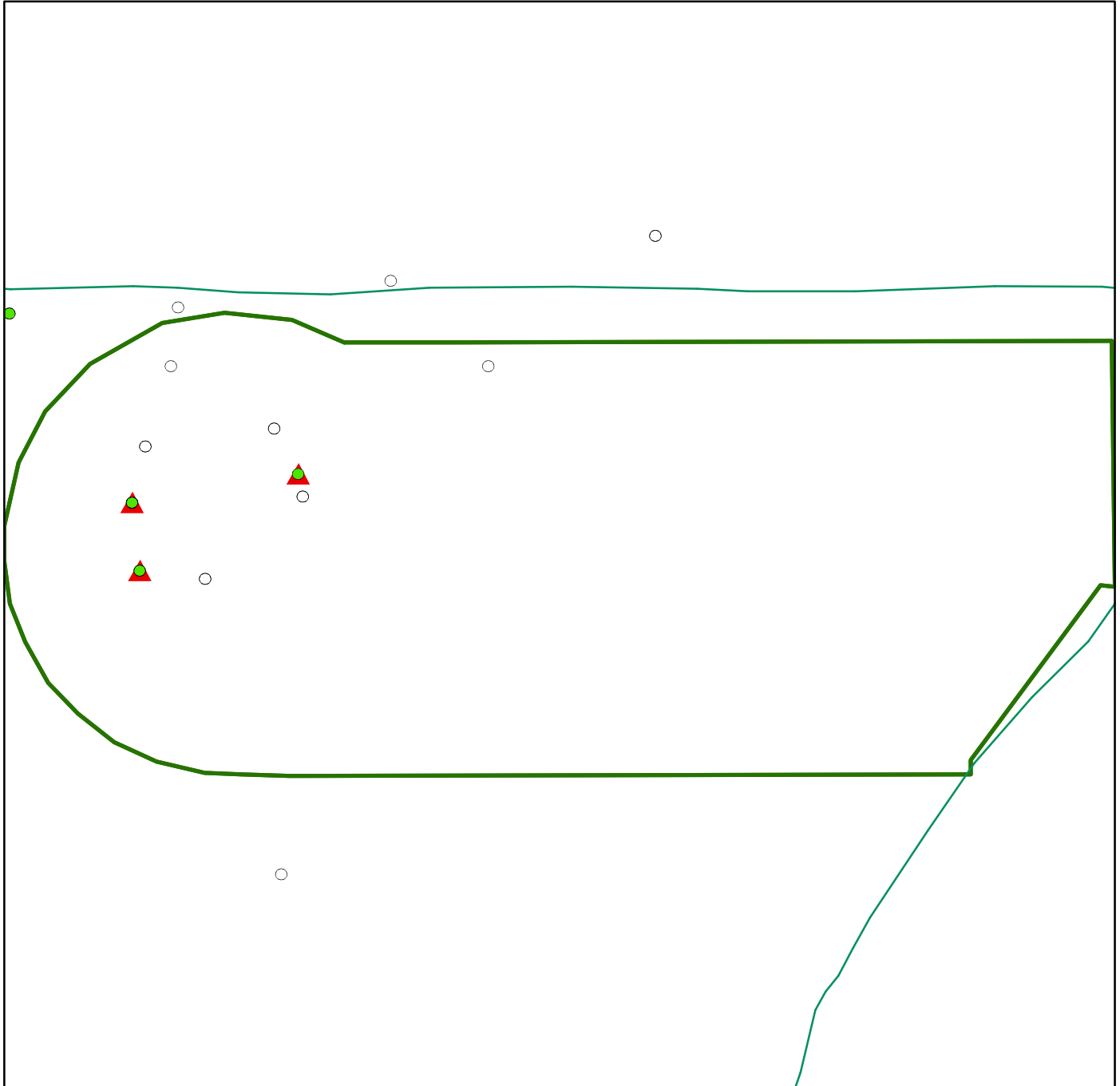
**Risk-based action and no action levels taken from
DOE 2001 for the Industrial Worker scenario.
Background values from DOE 2001.**



0 5 10 20 30 40
Feet

Plutonium-239/240

SWMU 541



Legend

- DETECT GREATER THAN ACTION LEVEL
- DETECT GREATER THAN NO ACTION LEVEL
LESS THAN ACTION LEVEL
- DETECT LESS THAN NO ACTION LEVEL
- ▲ DETECT GREATER THAN BACKGROUND
- NONDETECT

Risk-based action and no action levels taken from
DOE 2001 for the Industrial Worker scenario.
Background values from DOE 2001.



0510203040
■ Feet

Plutonium-239/240