


SWMU 493



Legend

- DETECT GREATER THAN ACTION LEVEL
- DETECT GREATER THAN NO ACTION LEVEL
LESS THAN ACTION LEVEL
- DETECT LESS THAN NO ACTION LEVEL
- ▲ DETECT GREATER THAN BACKGROUND
- NONDETECT


Risk-based action and no action levels taken from
DOE 2001 for the Industrial Worker scenario.
Background values from DOE 2001.



0 12 4 6 8
Feet

PCB-1016

SWMU 517



Legend

- DETECT GREATER THAN ACTION LEVEL
- DETECT GREATER THAN NO ACTION LEVEL
LESS THAN ACTION LEVEL
- DETECT LESS THAN NO ACTION LEVEL
- ▲ DETECT GREATER THAN BACKGROUND
- NONDETECT

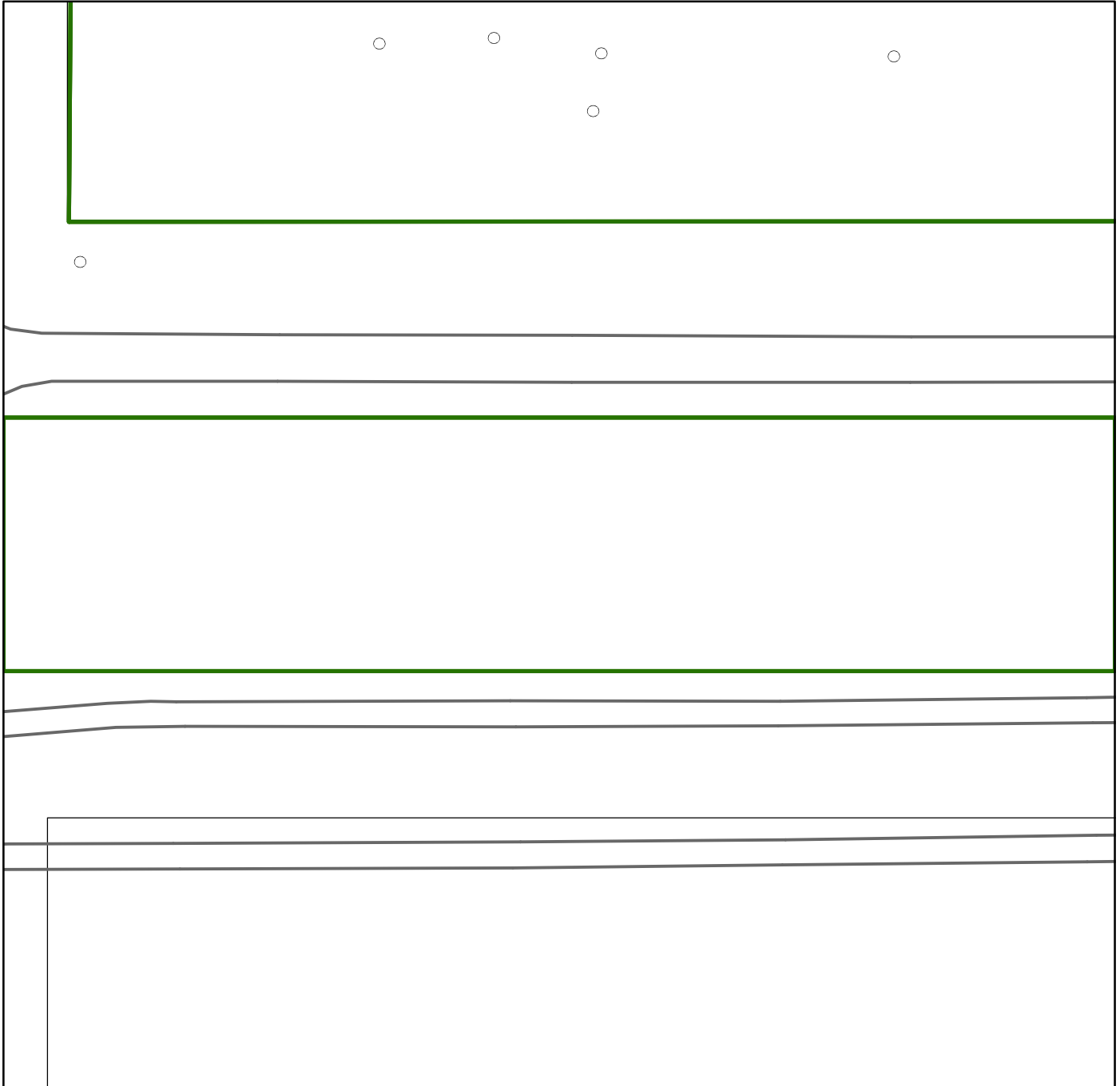
**Risk-based action and no action levels taken from
DOE 2001 for the Industrial Worker scenario.
Background values from DOE 2001.**



0 1 2 4 6 8 Feet

PCB-1016

SWMU 518



Legend

- DETECT GREATER THAN ACTION LEVEL
- DETECT GREATER THAN NO ACTION LEVEL
LESS THAN ACTION LEVEL
- DETECT LESS THAN NO ACTION LEVEL
- ▲ DETECT GREATER THAN BACKGROUND
- NONDETECT

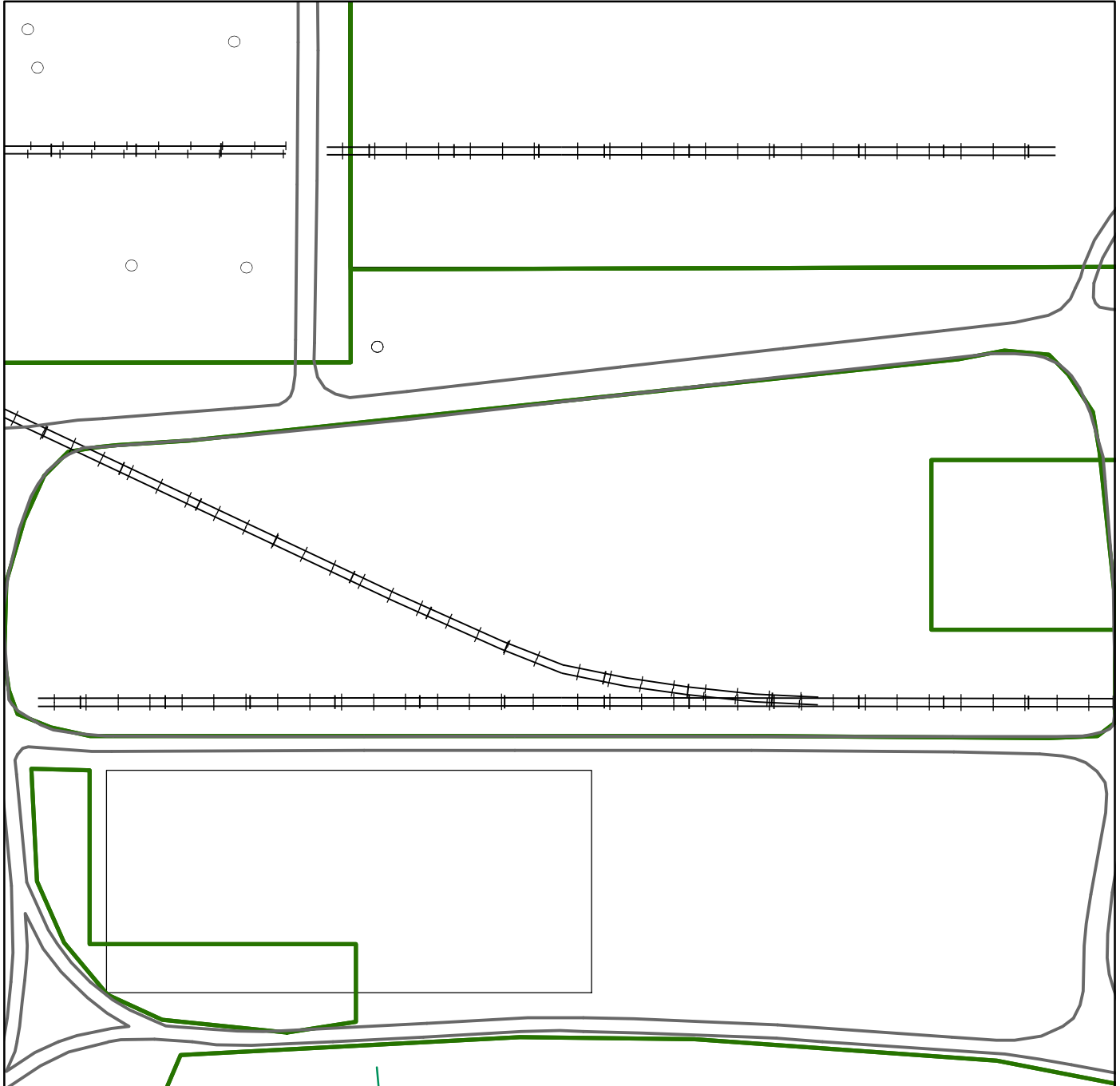
Risk-based action and no action levels taken from
DOE 2001 for the Industrial Worker scenario.
Background values from DOE 2001.



0 5 10 20 30 40
Feet

PCB-1016

SWMU 520



Legend

- DETECT GREATER THAN ACTION LEVEL
- DETECT GREATER THAN NO ACTION LEVEL
LESS THAN ACTION LEVEL
- DETECT LESS THAN NO ACTION LEVEL
- ▲ DETECT GREATER THAN BACKGROUND
- NONDETECT

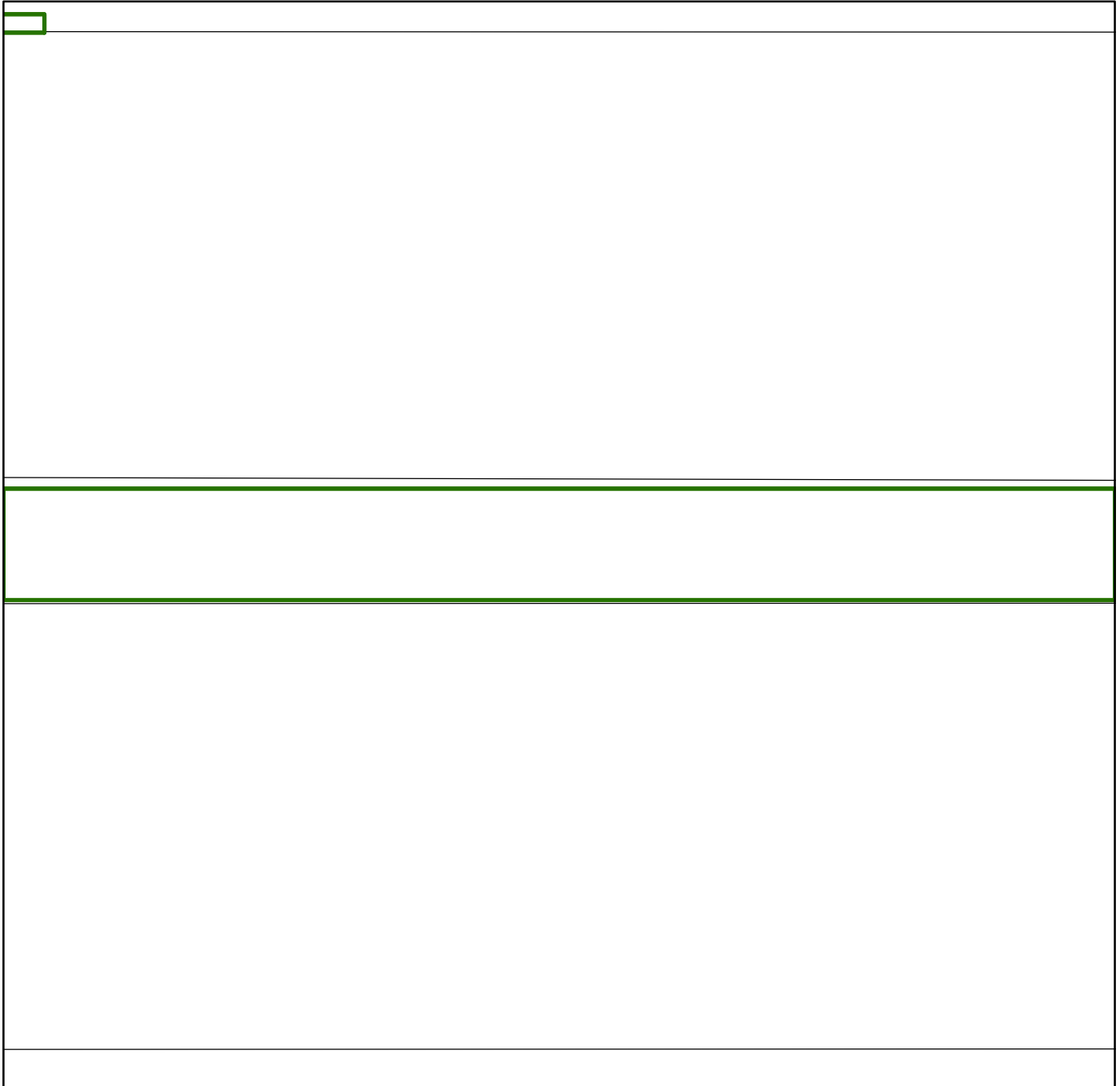
Risk-based action and no action levels taken from
DOE 2001 for the Industrial Worker scenario.
Background values from DOE 2001.



0 20 40 60 80
Feet

PCB-1016

SWMU 531



Legend

- DETECT GREATER THAN ACTION LEVEL
- DETECT GREATER THAN NO ACTION LEVEL
LESS THAN ACTION LEVEL
- DETECT LESS THAN NO ACTION LEVEL
- ▲ DETECT GREATER THAN BACKGROUND
- NONDETECT


**Risk-based action and no action levels taken from
DOE 2001 for the Industrial Worker scenario.
Background values from DOE 2001.**



0 5 10 20 30 40
Feet

PCB-1016

SWMU 541



Legend

- DETECT GREATER THAN ACTION LEVEL
- DETECT GREATER THAN NO ACTION LEVEL
LESS THAN ACTION LEVEL
- DETECT LESS THAN NO ACTION LEVEL
- ▲ DETECT GREATER THAN BACKGROUND
- NONDETECT

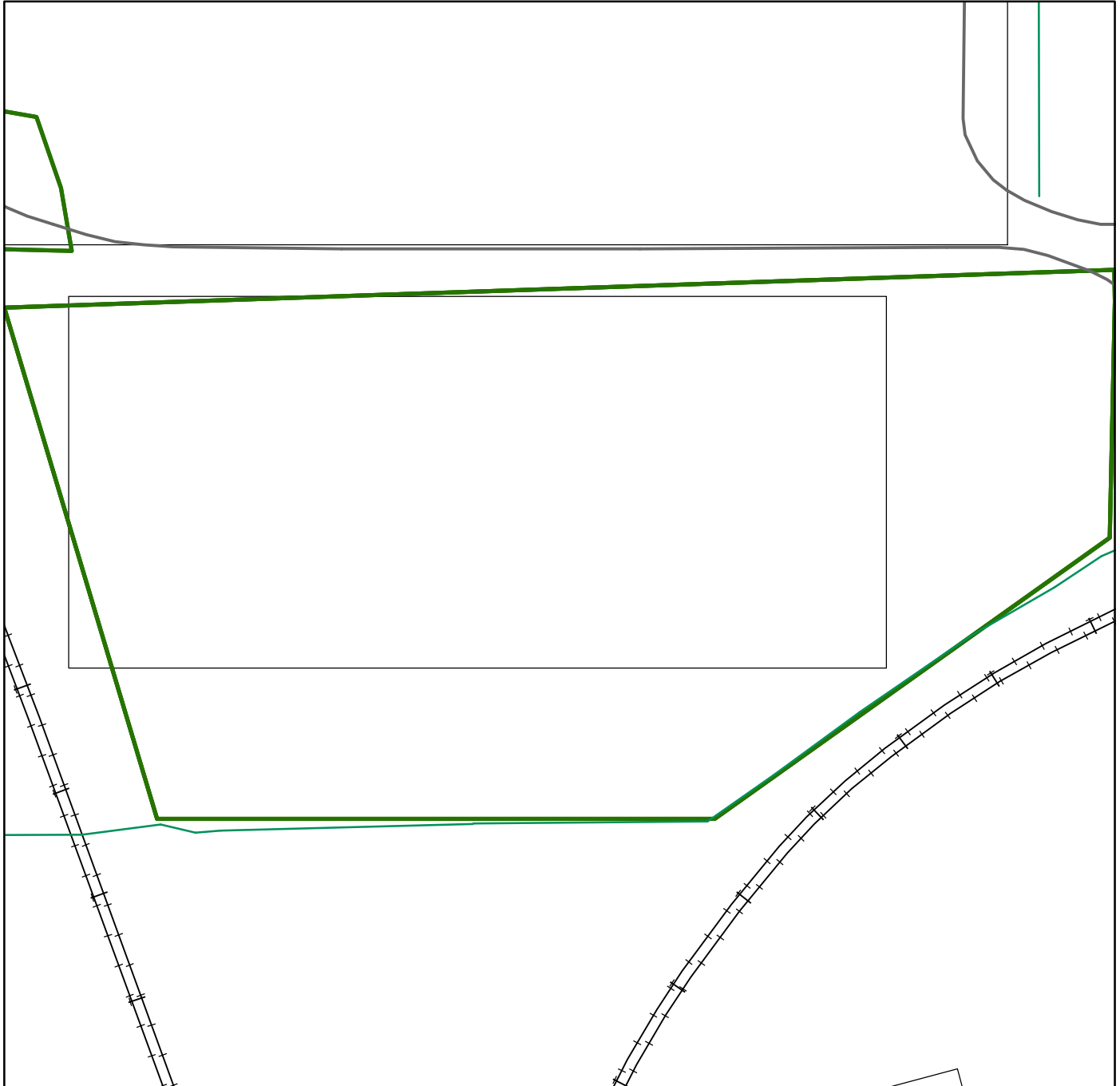
Risk-based action and no action levels taken from
DOE 2001 for the Industrial Worker scenario.
Background values from DOE 2001.



0510203040
■ Feet

PCB-1016

SWMU 001



Legend

- DETECT GREATER THAN ACTION LEVEL
- DETECT GREATER THAN NO ACTION LEVEL
LESS THAN ACTION LEVEL
- DETECT LESS THAN NO ACTION LEVEL
- ▲ DETECT GREATER THAN BACKGROUND
- NONDETECT


Risk-based action and no action levels taken from
DOE 2001 for the Industrial Worker scenario.
Background values from DOE 2001.



0.9182736
Feet

PCB-1016

SWMU 011



Legend

- DETECT GREATER THAN ACTION LEVEL
- DETECT GREATER THAN NO ACTION LEVEL
LESS THAN ACTION LEVEL
- DETECT LESS THAN NO ACTION LEVEL
- ▲ DETECT GREATER THAN BACKGROUND
- NONDETECT

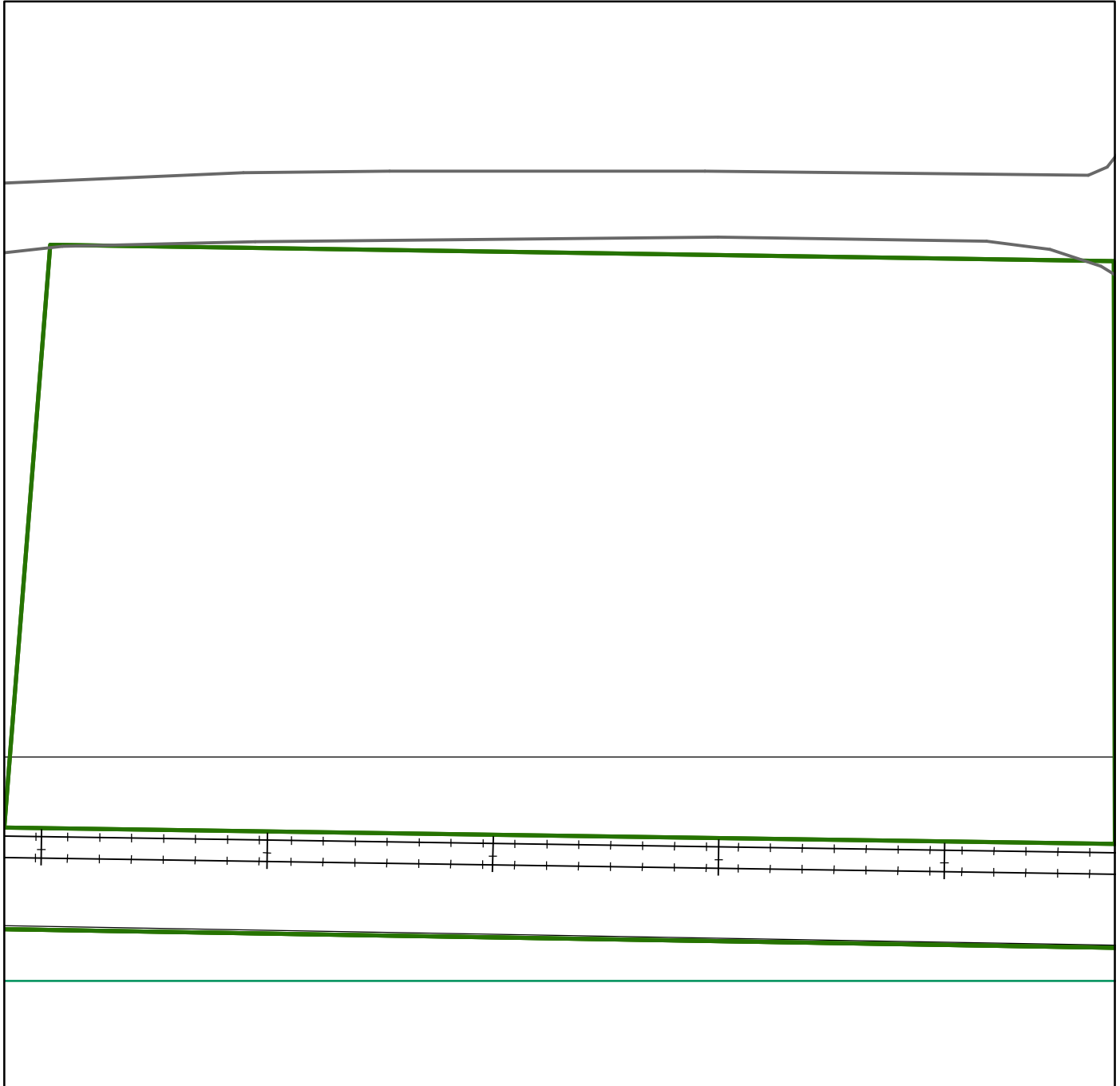
**Risk-based action and no action levels taken from
DOE 2001 for the Industrial Worker scenario.
Background values from DOE 2001.**



0018.0.4.2
■ ■ ■ Feet

PCB-1016

SWMU 012



Legend

- DETECT GREATER THAN ACTION LEVEL
- DETECT GREATER THAN NO ACTION LEVEL
LESS THAN ACTION LEVEL
- DETECT LESS THAN NO ACTION LEVEL
- ▲ DETECT GREATER THAN BACKGROUND
- NONDETECT

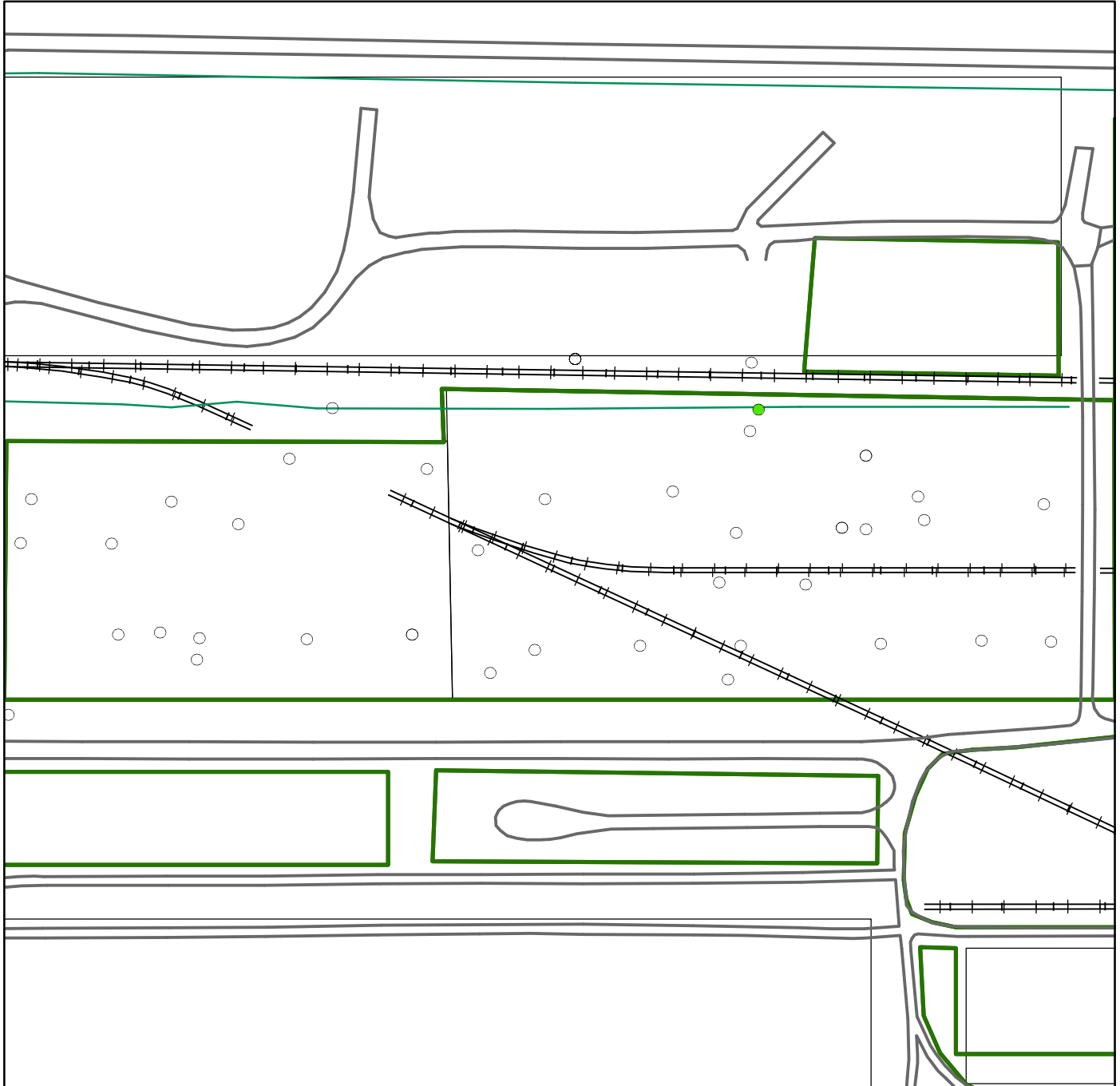
Risk-based action and no action levels taken from
DOE 2001 for the Industrial Worker scenario.
Background values from DOE 2001.



0.5 101520
Feet

PCB-1016

SWMU 013



Legend

- DETECT GREATER THAN ACTION LEVEL
- DETECT GREATER THAN NO ACTION LEVEL
LESS THAN ACTION LEVEL
- DETECT LESS THAN NO ACTION LEVEL
- ▲ DETECT GREATER THAN BACKGROUND
- NONDETECT

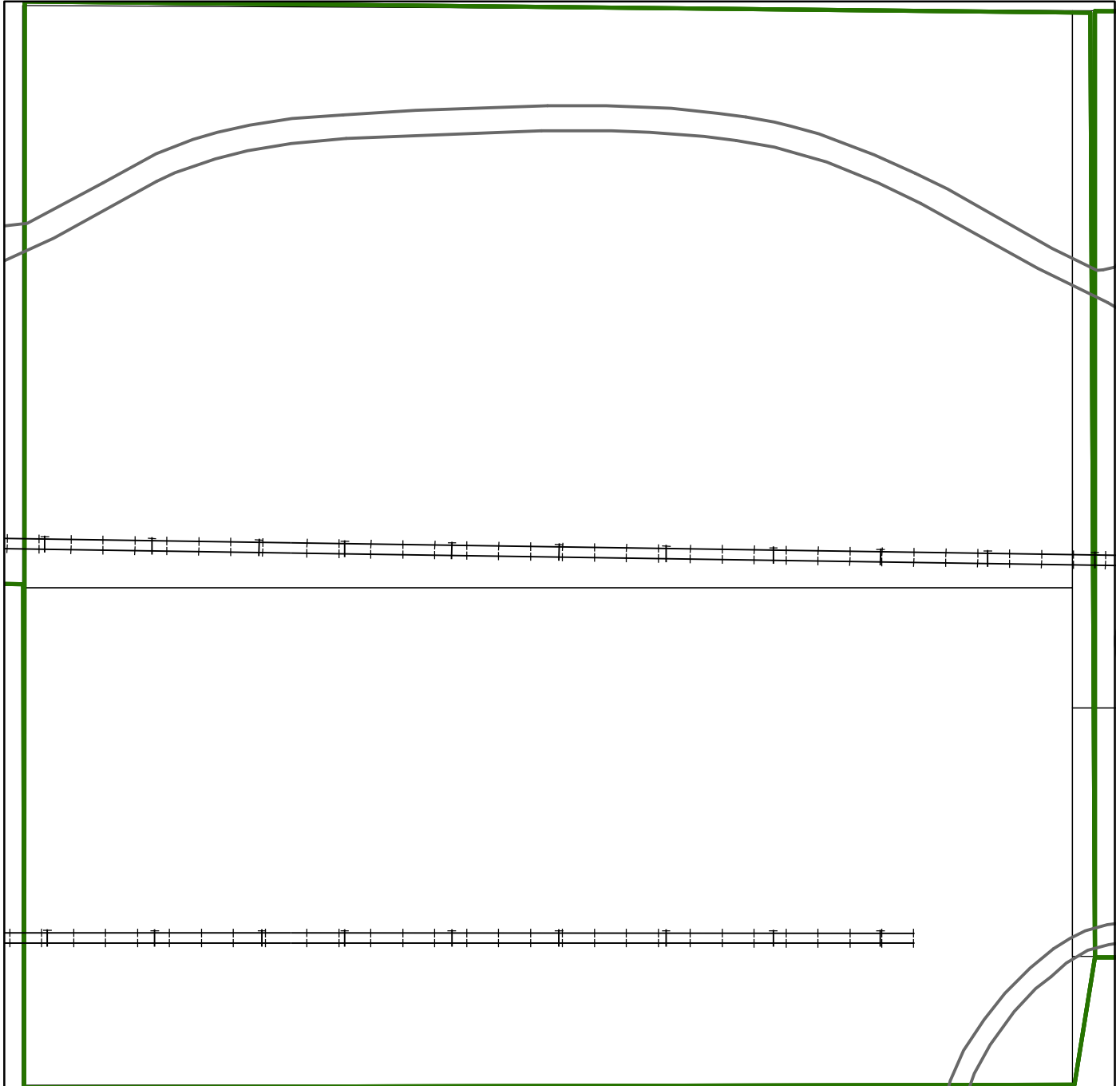
Risk-based action and no action levels taken from
DOE 2001 for the Industrial Worker scenario.
Background values from DOE 2001.



0225 5075100
■■■■ Feet

PCB-1016

SWMU 014



Legend

- DETECT GREATER THAN ACTION LEVEL
- DETECT GREATER THAN NO ACTION LEVEL
LESS THAN ACTION LEVEL
- DETECT LESS THAN NO ACTION LEVEL
- ▲ DETECT GREATER THAN BACKGROUND
- NONDETECT

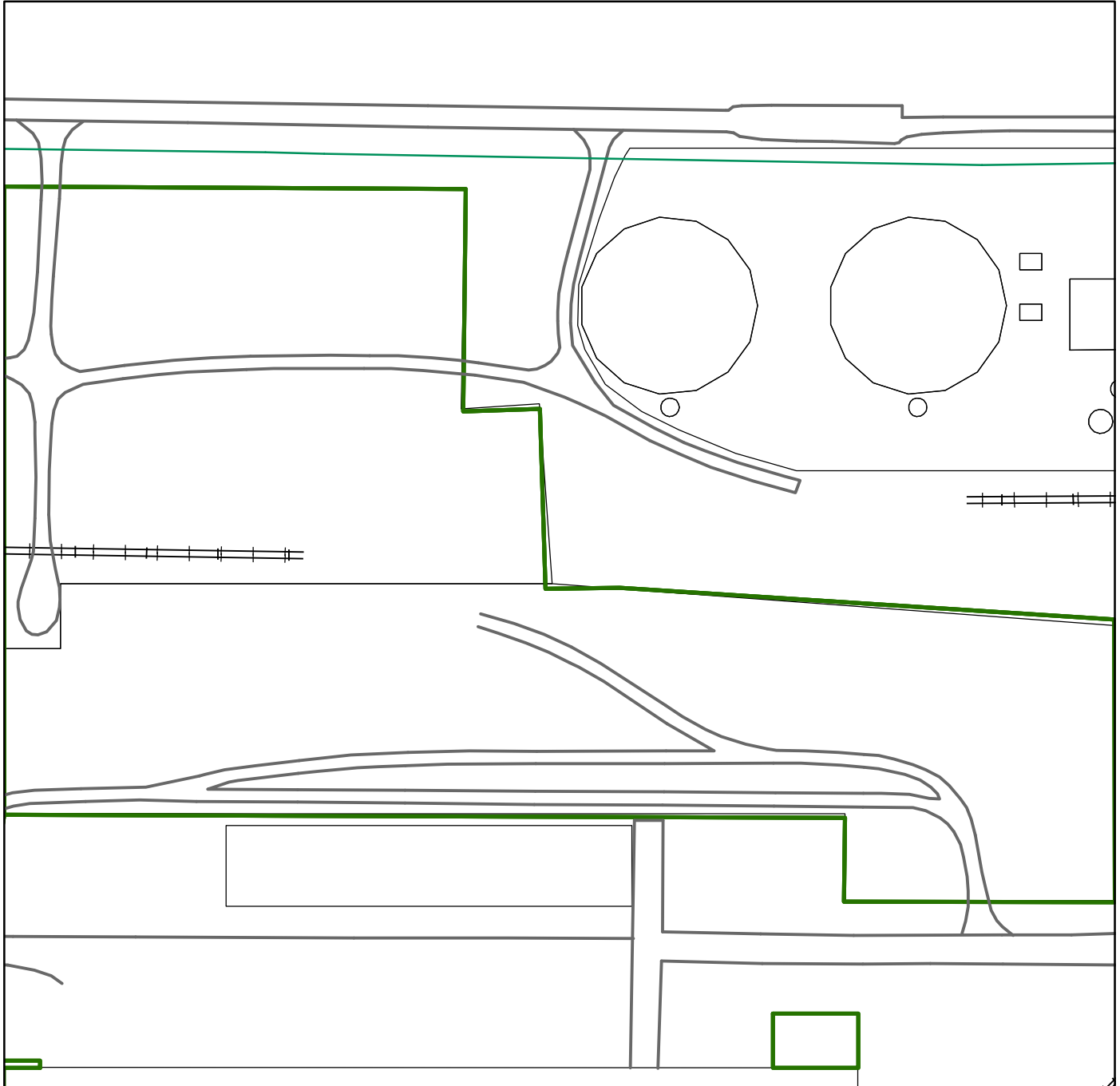
Risk-based action and no action levels taken from
DOE 2001 for the Industrial Worker scenario.
Background values from DOE 2001.



0510203040
■ Feet

PCB-1016

SWMU 015



Legend

- DETECT GREATER THAN ACTION LEVEL
- DETECT GREATER THAN NO ACTION LEVEL
LESS THAN ACTION LEVEL
- DETECT LESS THAN NO ACTION LEVEL
- ▲ DETECT GREATER THAN BACKGROUND
- NONDETECT

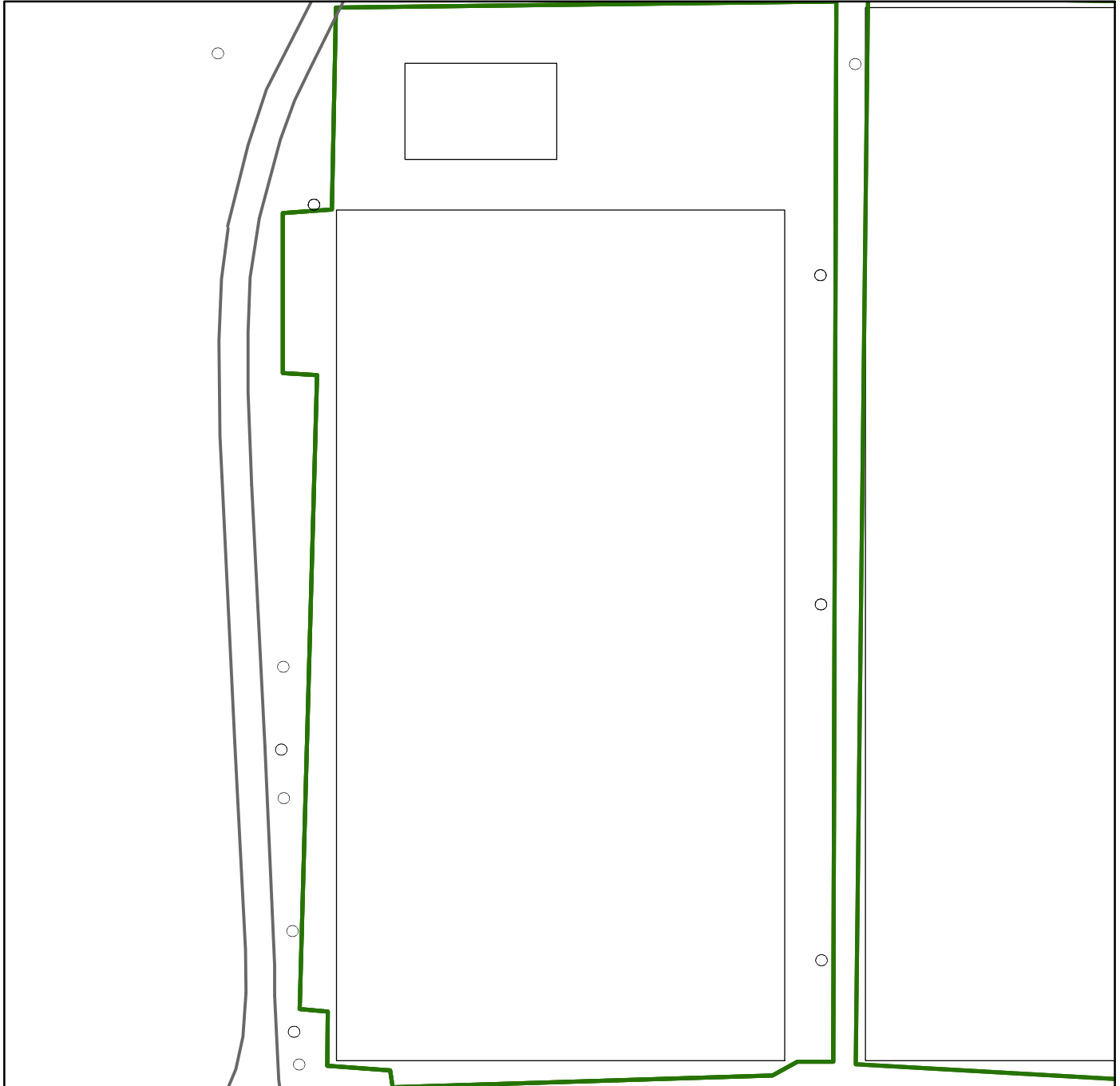
Risk-based action and no action levels taken from
DOE 2001 for the Industrial Worker scenario.
Background values from DOE 2001.



0 20 40 60 80
Feet

PCB-1016

SWMU 016



Legend

- DETECT GREATER THAN ACTION LEVEL
- DETECT GREATER THAN NO ACTION LEVEL
LESS THAN ACTION LEVEL
- DETECT LESS THAN NO ACTION LEVEL
- ▲ DETECT GREATER THAN BACKGROUND
- NONDETECT


Risk-based action and no action levels taken from
DOE 2001 for the Industrial Worker scenario.
Background values from DOE 2001.



0510203040
■ ■ ■ ■ ■ Feet

PCB-1016

SWMU 019



Legend

- DETECT GREATER THAN ACTION LEVEL
- DETECT GREATER THAN NO ACTION LEVEL
LESS THAN ACTION LEVEL
- DETECT LESS THAN NO ACTION LEVEL
- ▲ DETECT GREATER THAN BACKGROUND
- NONDETECT

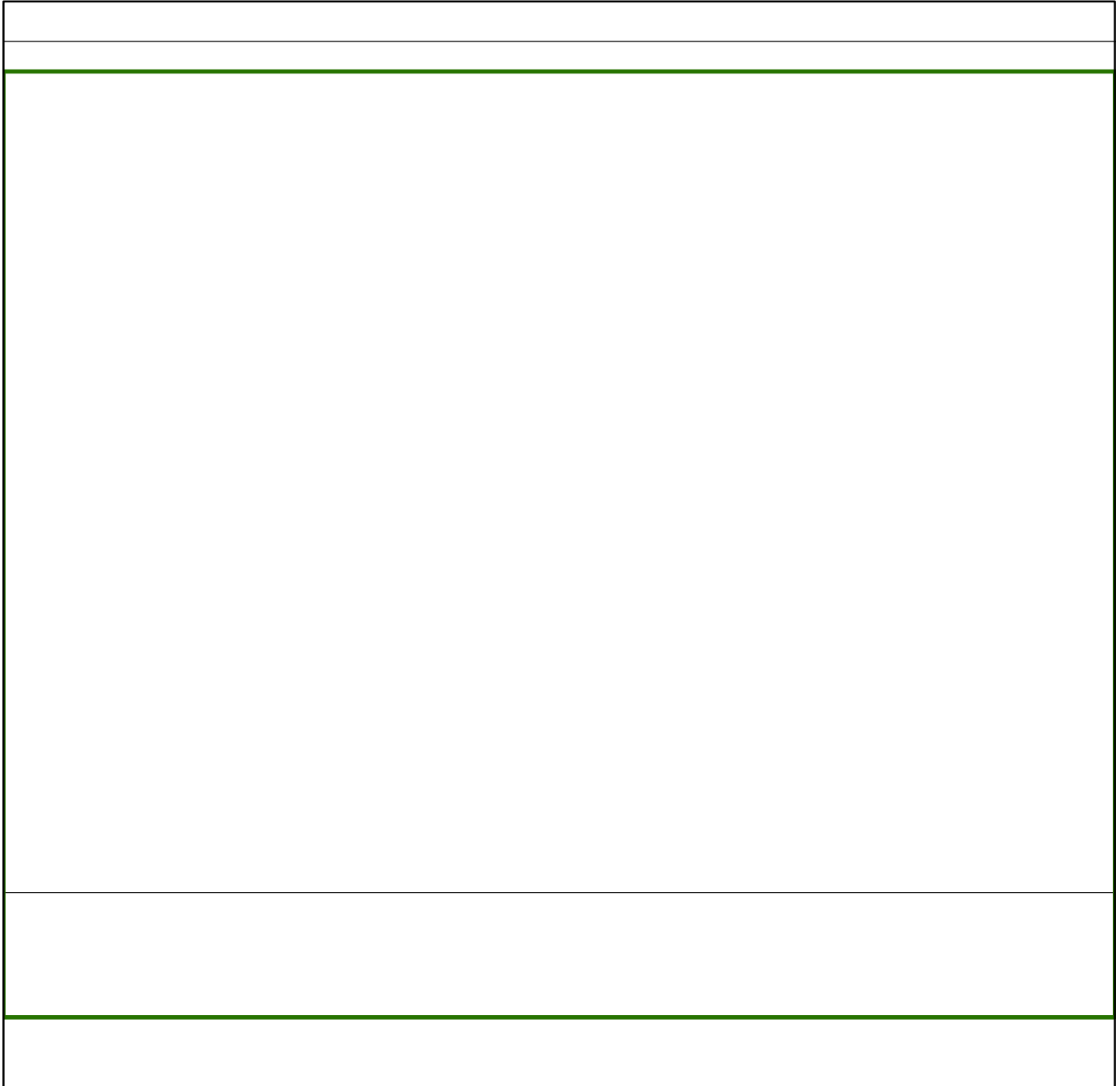
**Risk-based action and no action levels taken from
DOE 2001 for the Industrial Worker scenario.
Background values from DOE 2001.**



0.5 2 3 4
■ Feet

PCB-1016

SWMU 020



Legend

- DETECT GREATER THAN ACTION LEVEL
- DETECT GREATER THAN NO ACTION LEVEL
LESS THAN ACTION LEVEL
- DETECT LESS THAN NO ACTION LEVEL
- ▲ DETECT GREATER THAN BACKGROUND
- NONDETECT

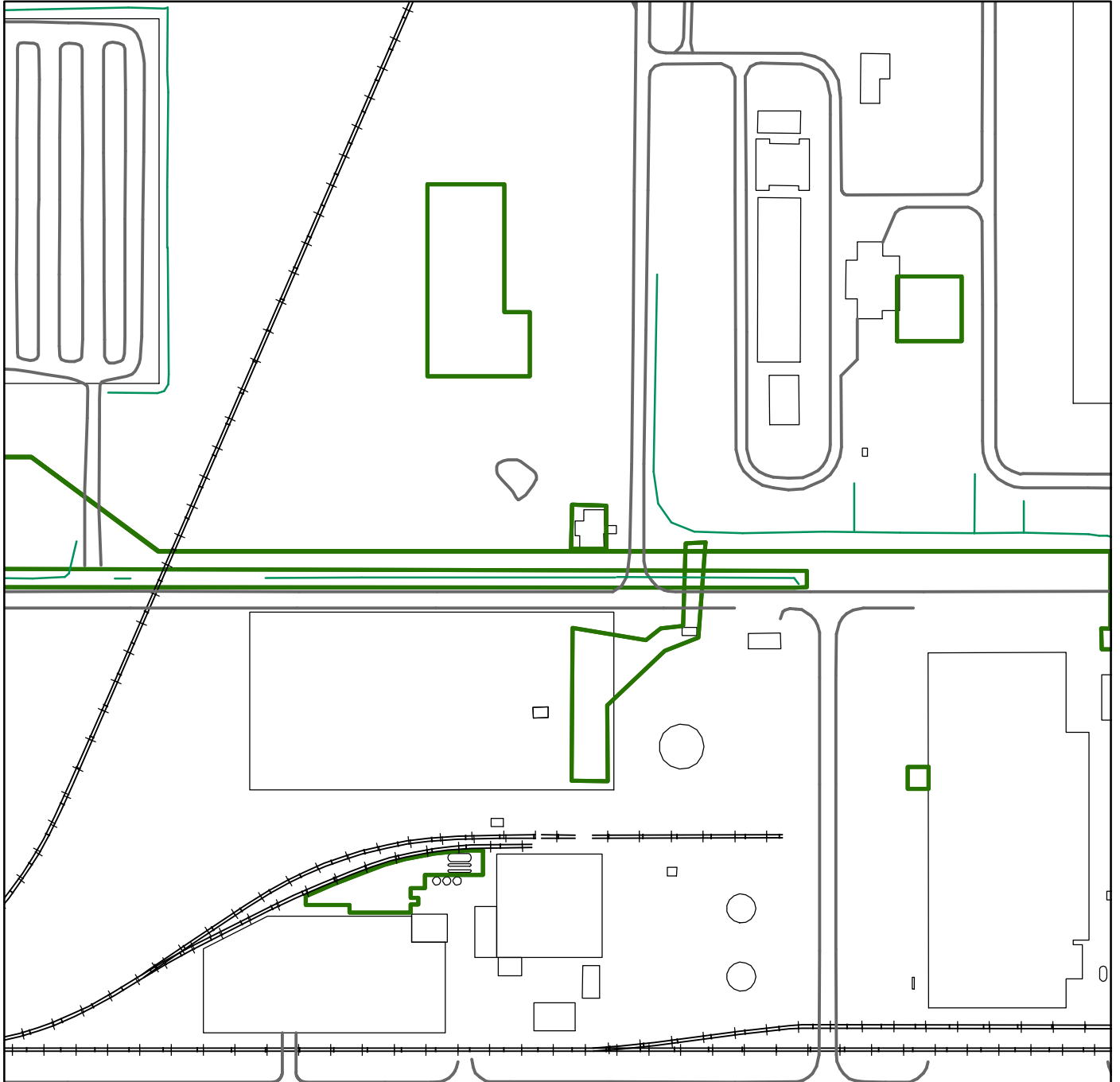
**Risk-based action and no action levels taken from
DOE 2001 for the Industrial Worker scenario.
Background values from DOE 2001.**



0051.2.3.6
■■■■ Feet

PCB-1016

SWMU 026



Legend

- DETECT GREATER THAN ACTION LEVEL
- DETECT GREATER THAN NO ACTION LEVEL
LESS THAN ACTION LEVEL
- DETECT LESS THAN NO ACTION LEVEL
- ▲ DETECT GREATER THAN BACKGROUND
- NONDETECT


Risk-based action and no action levels taken from
DOE 2001 for the Industrial Worker scenario.
Background values from DOE 2001.



030609020
11 Feet

PCB-1016

SWMU 027



Legend

- DETECT GREATER THAN ACTION LEVEL
- DETECT GREATER THAN NO ACTION LEVEL
LESS THAN ACTION LEVEL
- DETECT LESS THAN NO ACTION LEVEL
- ▲ DETECT GREATER THAN BACKGROUND
- NONDETECT


**Risk-based action and no action levels taken from
DOE 2001 for the Industrial Worker scenario.
Background values from DOE 2001.**



00025.6.751
[Scale bar] Feet

PCB-1016

SWMU 031



Legend

- DETECT GREATER THAN ACTION LEVEL
- DETECT GREATER THAN NO ACTION LEVEL
LESS THAN ACTION LEVEL
- DETECT LESS THAN NO ACTION LEVEL
- ▲ DETECT GREATER THAN BACKGROUND
- NONDETECT


**Risk-based action and no action levels taken from
DOE 2001 for the Industrial Worker scenario.
Background values from DOE 2001.**



0.050.0.91.2
■ ■ ■ ■ Feet

PCB-1016

SWMU 032



Legend

- DETECT GREATER THAN ACTION LEVEL
- DETECT GREATER THAN NO ACTION LEVEL
LESS THAN ACTION LEVEL
- DETECT LESS THAN NO ACTION LEVEL
- ▲ DETECT GREATER THAN BACKGROUND
- NONDETECT


**Risk-based action and no action levels taken from
DOE 2001 for the Industrial Worker scenario.
Background values from DOE 2001.**



0.5 2 3 4
■ ■ ■ ■ Feet

PCB-1016

SWMU 040



Legend

- DETECT GREATER THAN ACTION LEVEL
- DETECT GREATER THAN NO ACTION LEVEL
LESS THAN ACTION LEVEL
- DETECT LESS THAN NO ACTION LEVEL
- ▲ DETECT GREATER THAN BACKGROUND
- NONDETECT


Risk-based action and no action levels taken from
DOE 2001 for the Industrial Worker scenario.
Background values from DOE 2001.



008755.5.253
[Scale bar] Feet

PCB-1016

SWMU 047




Legend

- DETECT GREATER THAN ACTION LEVEL
- DETECT GREATER THAN NO ACTION LEVEL
LESS THAN ACTION LEVEL
- DETECT LESS THAN NO ACTION LEVEL
- ▲ DETECT GREATER THAN BACKGROUND
- NONDETECT


**Risk-based action and no action levels taken from
DOE 2001 for the Industrial Worker scenario.
Background values from DOE 2001.**



0.4591.82.73.6
 Feet

PCB-1016

SWMU 056



Legend

- DETECT GREATER THAN ACTION LEVEL
- DETECT GREATER THAN NO ACTION LEVEL
LESS THAN ACTION LEVEL
- DETECT LESS THAN NO ACTION LEVEL
- ▲ DETECT GREATER THAN BACKGROUND
- NONDETECT


**Risk-based action and no action levels taken from
DOE 2001 for the Industrial Worker scenario.
Background values from DOE 2001.**



0.153 0.6 0.9 1.2
■ ■ ■ ■ Feet

PCB-1016

SWMU 057




Legend

- DETECT GREATER THAN ACTION LEVEL
- DETECT GREATER THAN NO ACTION LEVEL
LESS THAN ACTION LEVEL
- DETECT LESS THAN NO ACTION LEVEL
- ▲ DETECT GREATER THAN BACKGROUND
- NONDETECT


**Risk-based action and no action levels taken from
DOE 2001 for the Industrial Worker scenario.
Background values from DOE 2001.**



0.153 0.6 0.9 1.2
 Feet

PCB-1016

SWMU 074



Legend

- DETECT GREATER THAN ACTION LEVEL
- DETECT GREATER THAN NO ACTION LEVEL
LESS THAN ACTION LEVEL
- DETECT LESS THAN NO ACTION LEVEL
- ▲ DETECT GREATER THAN BACKGROUND
- NONDETECT

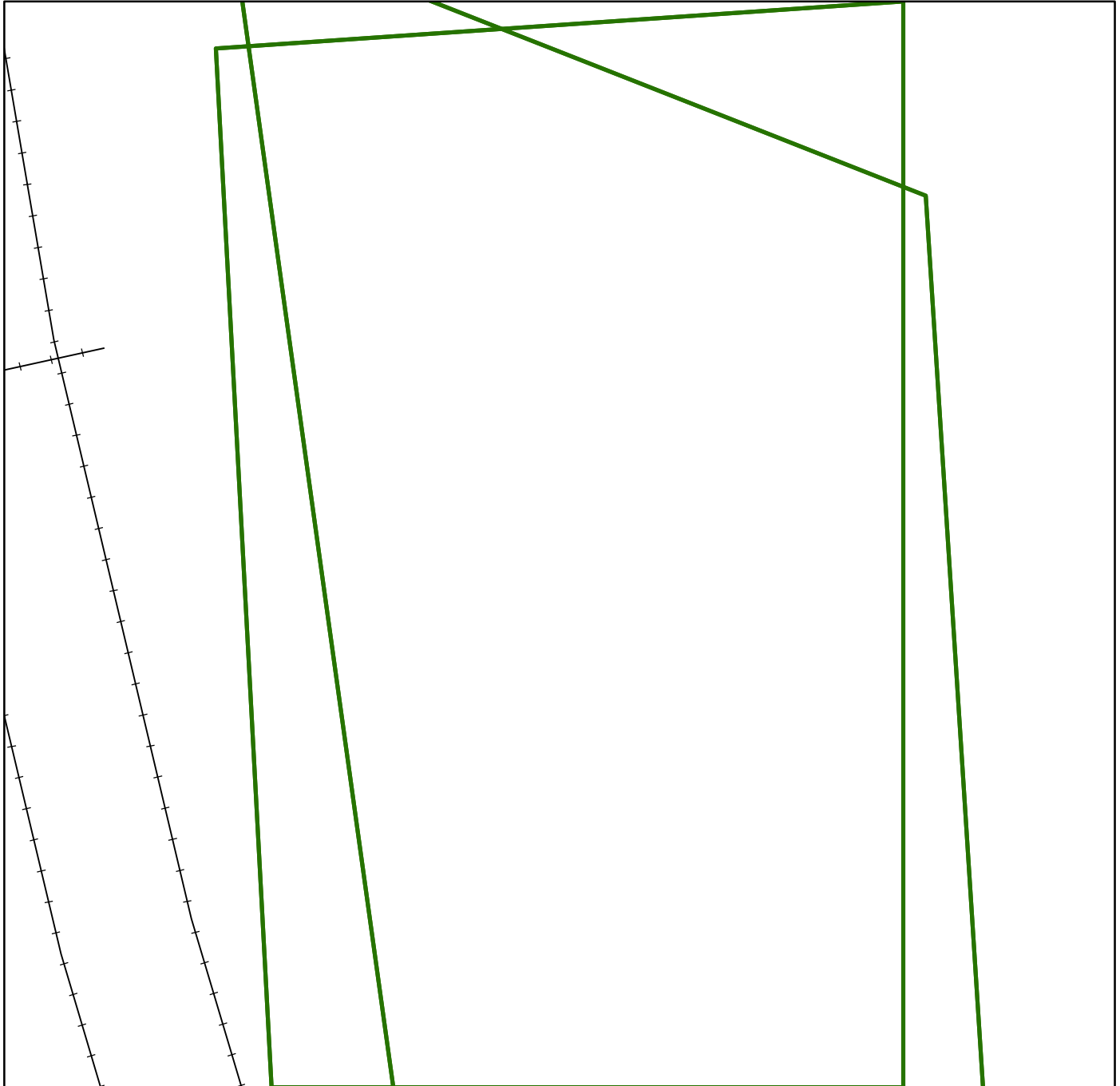
**Risk-based action and no action levels taken from
DOE 2001 for the Industrial Worker scenario.
Background values from DOE 2001.**



0 1 2 4 6 8
■ ■ ■ ■ ■ Feet

PCB-1016

SWMU 076



Legend

- DETECT GREATER THAN ACTION LEVEL
- DETECT GREATER THAN NO ACTION LEVEL
LESS THAN ACTION LEVEL
- DETECT LESS THAN NO ACTION LEVEL
- ▲ DETECT GREATER THAN BACKGROUND
- NONDETECT


Risk-based action and no action levels taken from
DOE 2001 for the Industrial Worker scenario.
Background values from DOE 2001.



0.5 1 2 3 4
Feet

PCB-1016

SWMU 077



Legend

- DETECT GREATER THAN ACTION LEVEL
- DETECT GREATER THAN NO ACTION LEVEL
LESS THAN ACTION LEVEL
- DETECT LESS THAN NO ACTION LEVEL
- ▲ DETECT GREATER THAN BACKGROUND
- NONDETECT


**Risk-based action and no action levels taken from
DOE 2001 for the Industrial Worker scenario.
Background values from DOE 2001.**



0.5 1 2 3 4
Feet

PCB-1016

SWMU 078



Legend

- DETECT GREATER THAN ACTION LEVEL
- DETECT GREATER THAN NO ACTION LEVEL
LESS THAN ACTION LEVEL
- DETECT LESS THAN NO ACTION LEVEL
- ▲ DETECT GREATER THAN BACKGROUND
- NONDETECT


**Risk-based action and no action levels taken from
DOE 2001 for the Industrial Worker scenario.
Background values from DOE 2001.**



0 1 2 4 6 8
■ ■ ■ ■ ■ Feet

PCB-1016

SWMU 079



Legend

- DETECT GREATER THAN ACTION LEVEL
- DETECT GREATER THAN NO ACTION LEVEL
LESS THAN ACTION LEVEL
- DETECT LESS THAN NO ACTION LEVEL
- ▲ DETECT GREATER THAN BACKGROUND
- NONDETECT

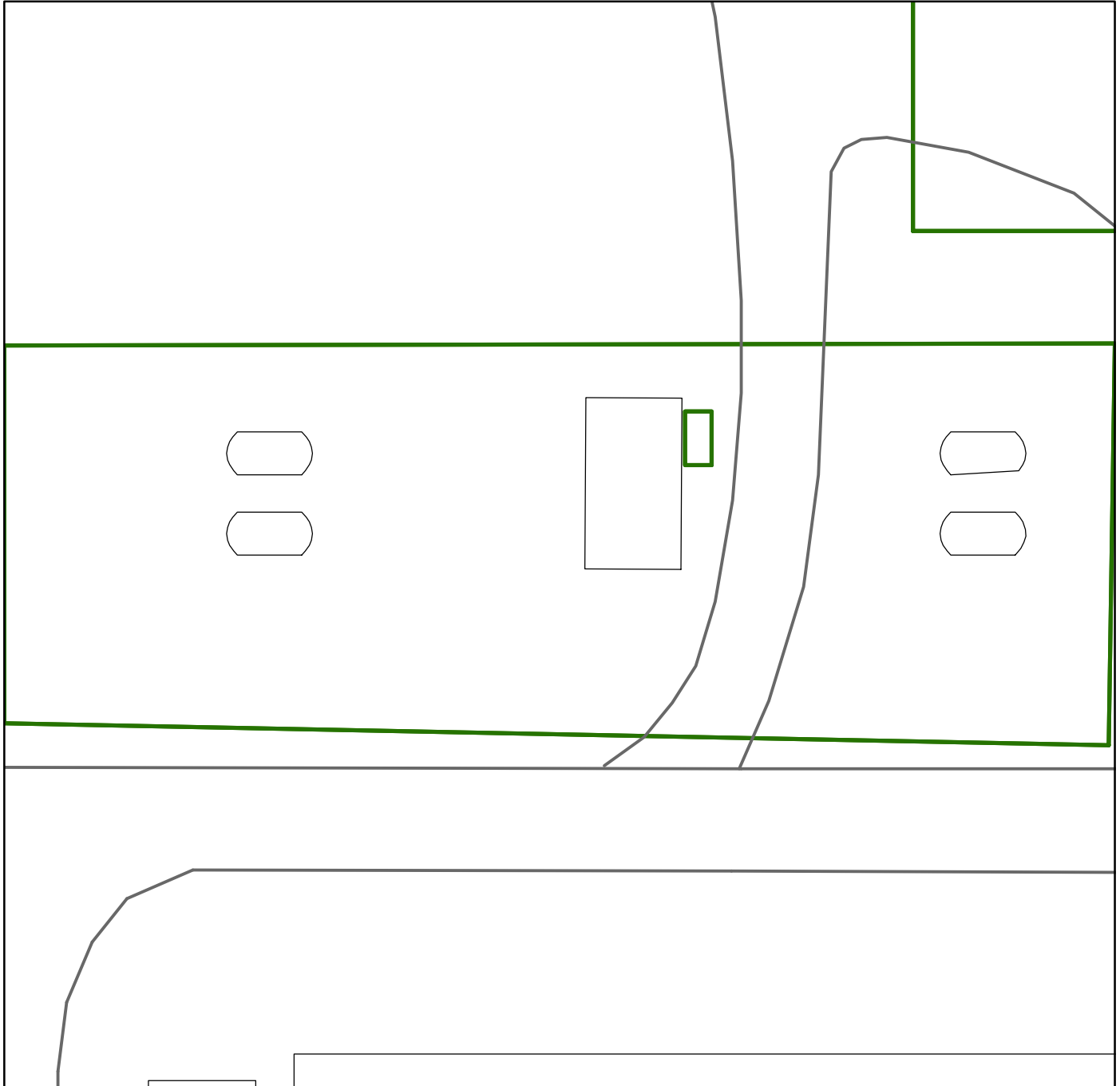
Risk-based action and no action levels taken from
DOE 2001 for the Industrial Worker scenario.
Background values from DOE 2001.



0.5 2 3 4
■ Feet

PCB-1016

SWMU 080



Legend

- DETECT GREATER THAN ACTION LEVEL
- DETECT GREATER THAN NO ACTION LEVEL
LESS THAN ACTION LEVEL
- DETECT LESS THAN NO ACTION LEVEL
- ▲ DETECT GREATER THAN BACKGROUND
- NONDETECT

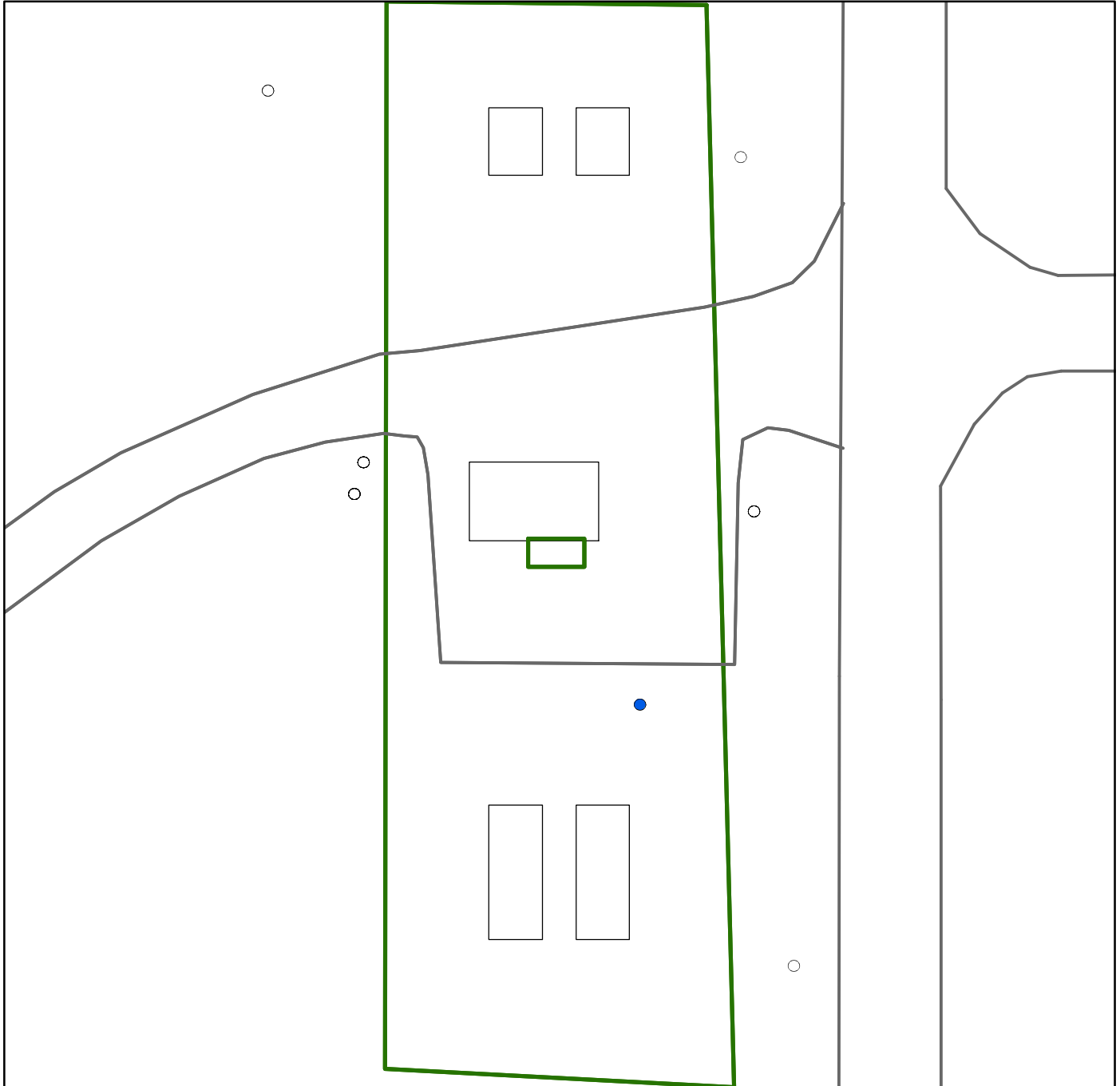
Risk-based action and no action levels taken from
DOE 2001 for the Industrial Worker scenario.
Background values from DOE 2001.



0.5 10 15 20
Feet

PCB-1016

SWMU 081



Legend

- DETECT GREATER THAN ACTION LEVEL
- DETECT GREATER THAN NO ACTION LEVEL
LESS THAN ACTION LEVEL
- DETECT LESS THAN NO ACTION LEVEL
- ▲ DETECT GREATER THAN BACKGROUND
- NONDETECT

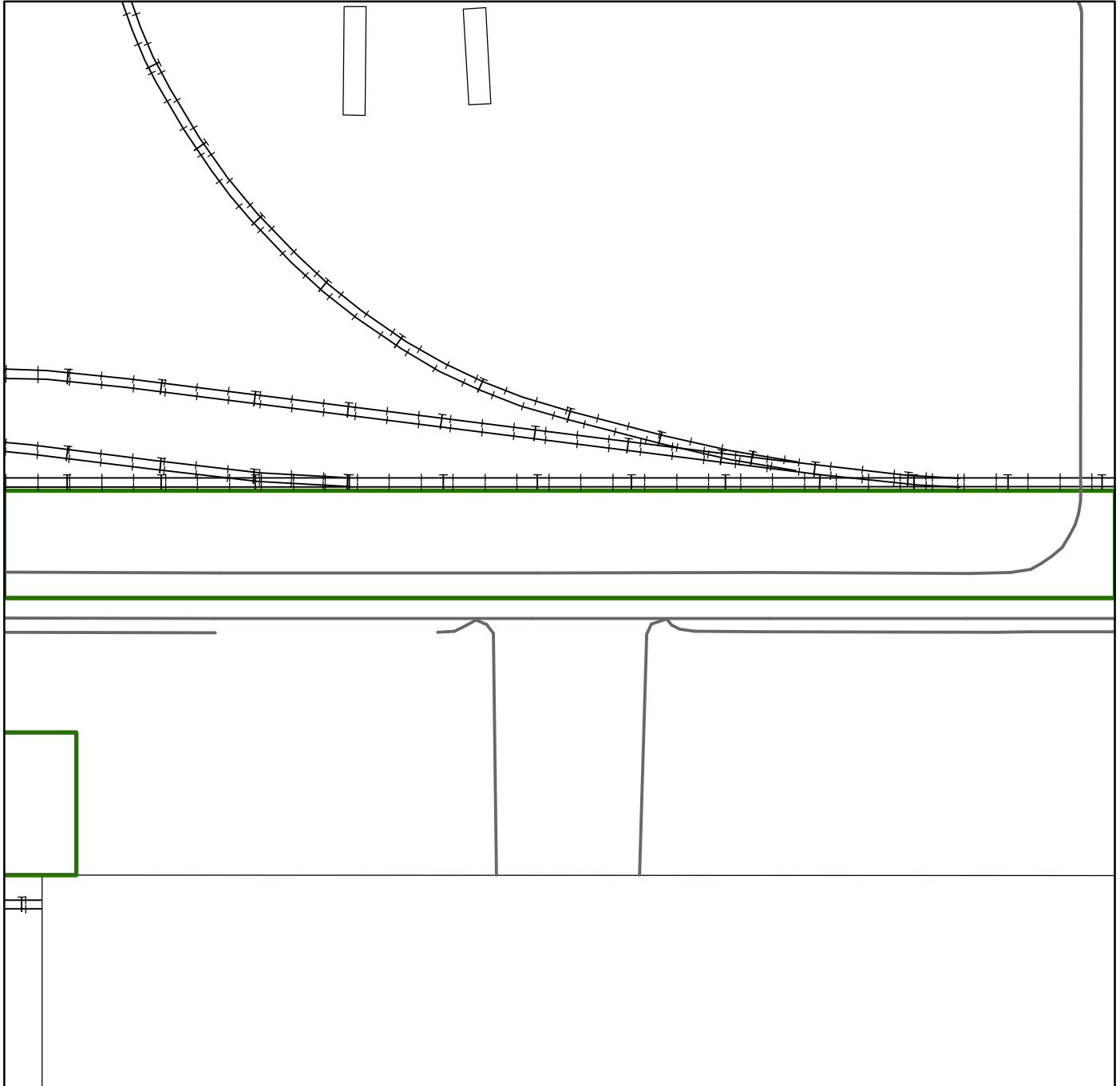
Risk-based action and no action levels taken from
DOE 2001 for the Industrial Worker scenario.
Background values from DOE 2001.



0.5 10 15 20
Feet

PCB-1016

SWMU 092



Legend

- DETECT GREATER THAN ACTION LEVEL
- DETECT GREATER THAN NO ACTION LEVEL
LESS THAN ACTION LEVEL
- DETECT LESS THAN NO ACTION LEVEL
- ▲ DETECT GREATER THAN BACKGROUND
- NONDETECT

Risk-based action and no action levels taken from
DOE 2001 for the Industrial Worker scenario.
Background values from DOE 2001.

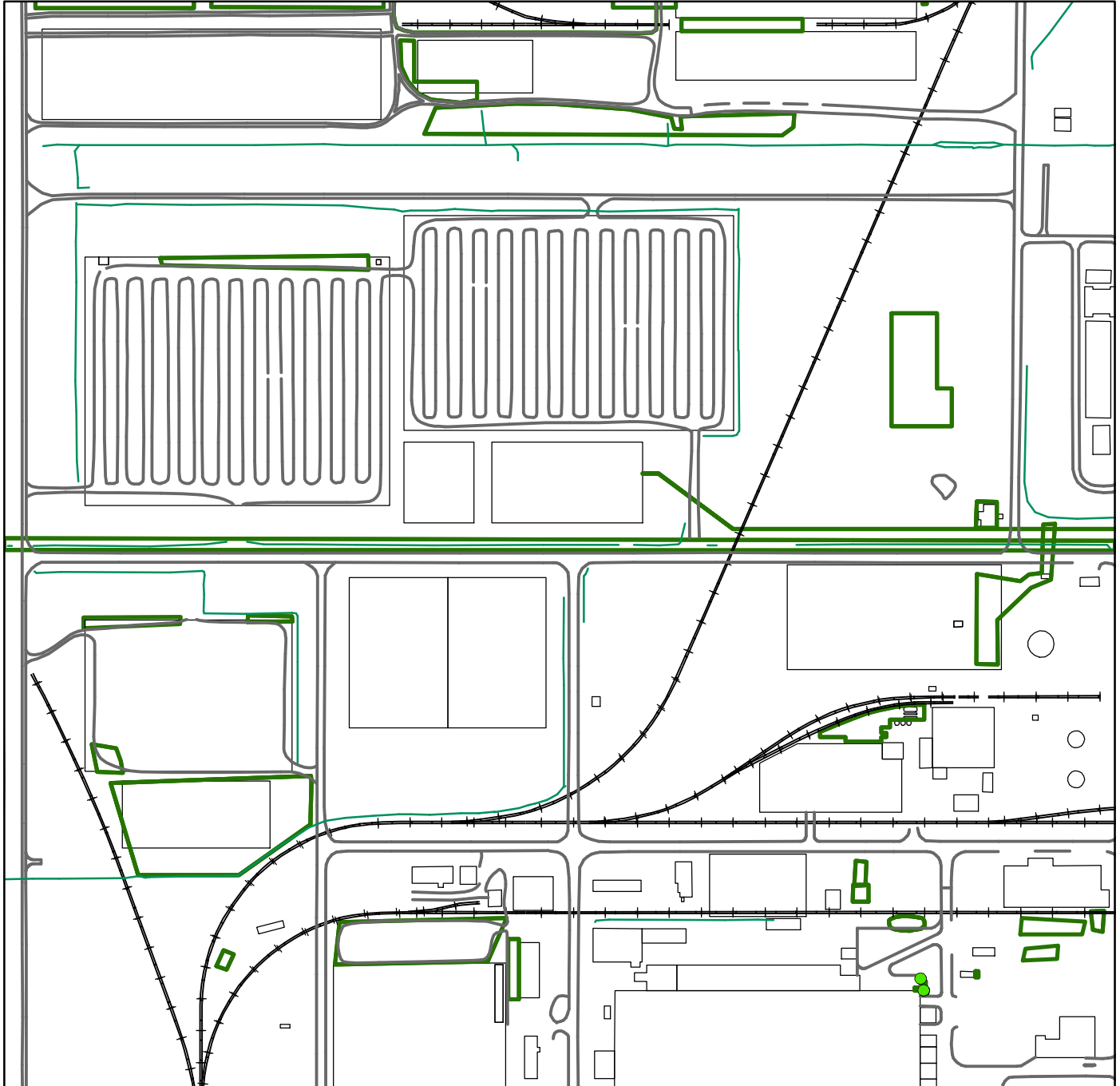


03 0203040

■ Feet

PCB-1016

SWMU 097



Legend

- DETECT GREATER THAN ACTION LEVEL
- DETECT GREATER THAN NO ACTION LEVEL
LESS THAN ACTION LEVEL
- DETECT LESS THAN NO ACTION LEVEL
- ▲ DETECT GREATER THAN BACKGROUND
- NONDETECT

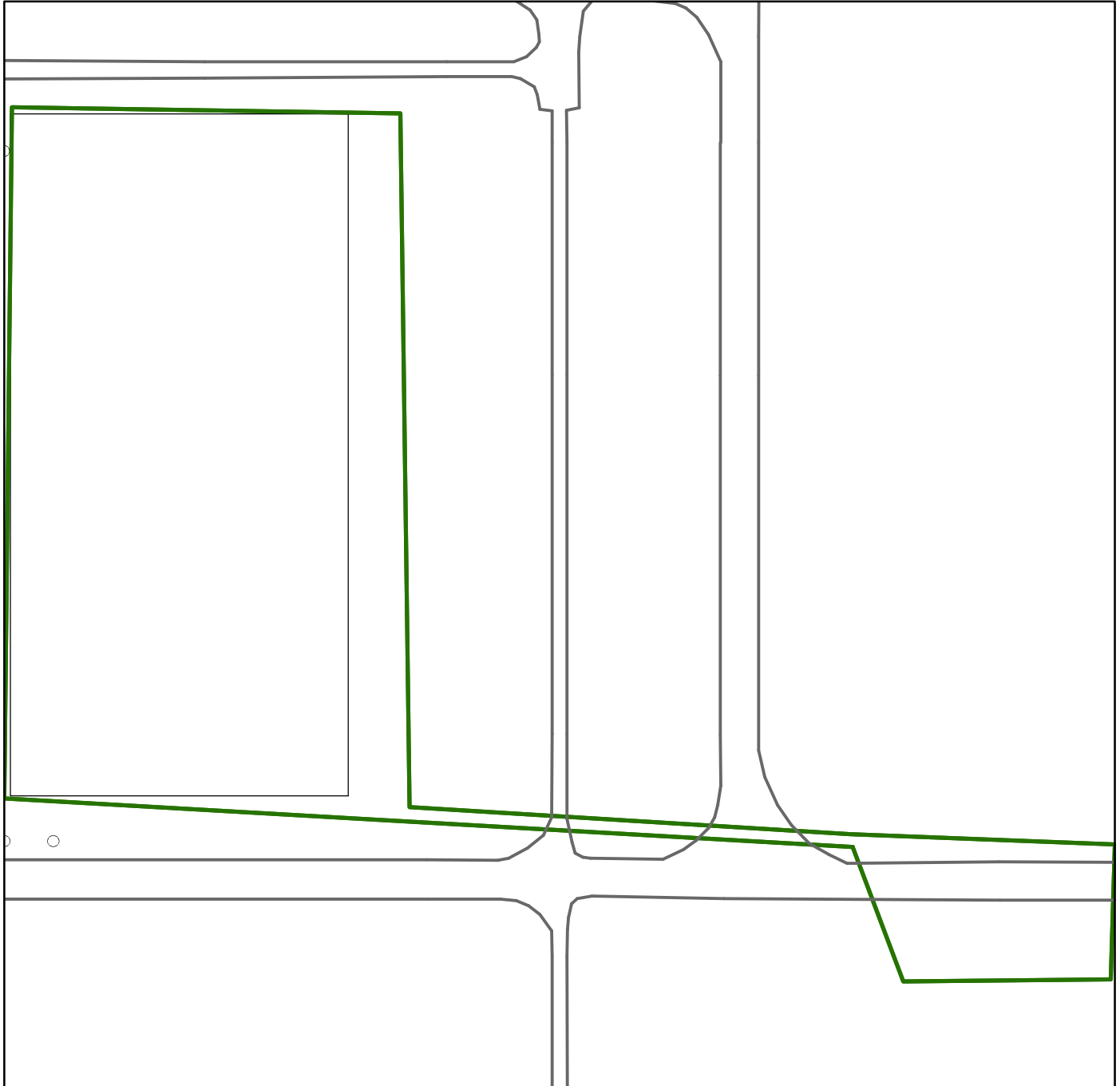
Risk-based action and no action levels taken from
DOE 2001 for the Industrial Worker scenario.
Background values from DOE 2001.



0250 005200
Feet

PCB-1016

SWMU 099



Legend

- DETECT GREATER THAN ACTION LEVEL
- DETECT GREATER THAN NO ACTION LEVEL
LESS THAN ACTION LEVEL
- DETECT LESS THAN NO ACTION LEVEL
- ▲ DETECT GREATER THAN BACKGROUND
- NONDETECT


Risk-based action and no action levels taken from
DOE 2001 for the Industrial Worker scenario.
Background values from DOE 2001.



05 03 04
Feet

PCB-1016

SWMU 135



Legend

- DETECT GREATER THAN ACTION LEVEL
- DETECT GREATER THAN NO ACTION LEVEL
LESS THAN ACTION LEVEL
- DETECT LESS THAN NO ACTION LEVEL
- ▲ DETECT GREATER THAN BACKGROUND
- NONDETECT


**Risk-based action and no action levels taken from
DOE 2001 for the Industrial Worker scenario.
Background values from DOE 2001.**



0 12 4 6 8
■ ■ ■ Feet

PCB-1016

SWMU 137



Legend

- DETECT GREATER THAN ACTION LEVEL
- DETECT GREATER THAN NO ACTION LEVEL
LESS THAN ACTION LEVEL
- DETECT LESS THAN NO ACTION LEVEL
- ▲ DETECT GREATER THAN BACKGROUND
- NONDETECT

Risk-based action and no action levels taken from
DOE 2001 for the Industrial Worker scenario.
Background values from DOE 2001.



0012.4.0.8
■ ■ ■ Feet

PCB-1016

SWMU 138a



Legend

- DETECT GREATER THAN ACTION LEVEL
- DETECT GREATER THAN NO ACTION LEVEL
LESS THAN ACTION LEVEL
- DETECT LESS THAN NO ACTION LEVEL
- ▲ DETECT GREATER THAN BACKGROUND
- NONDETECT

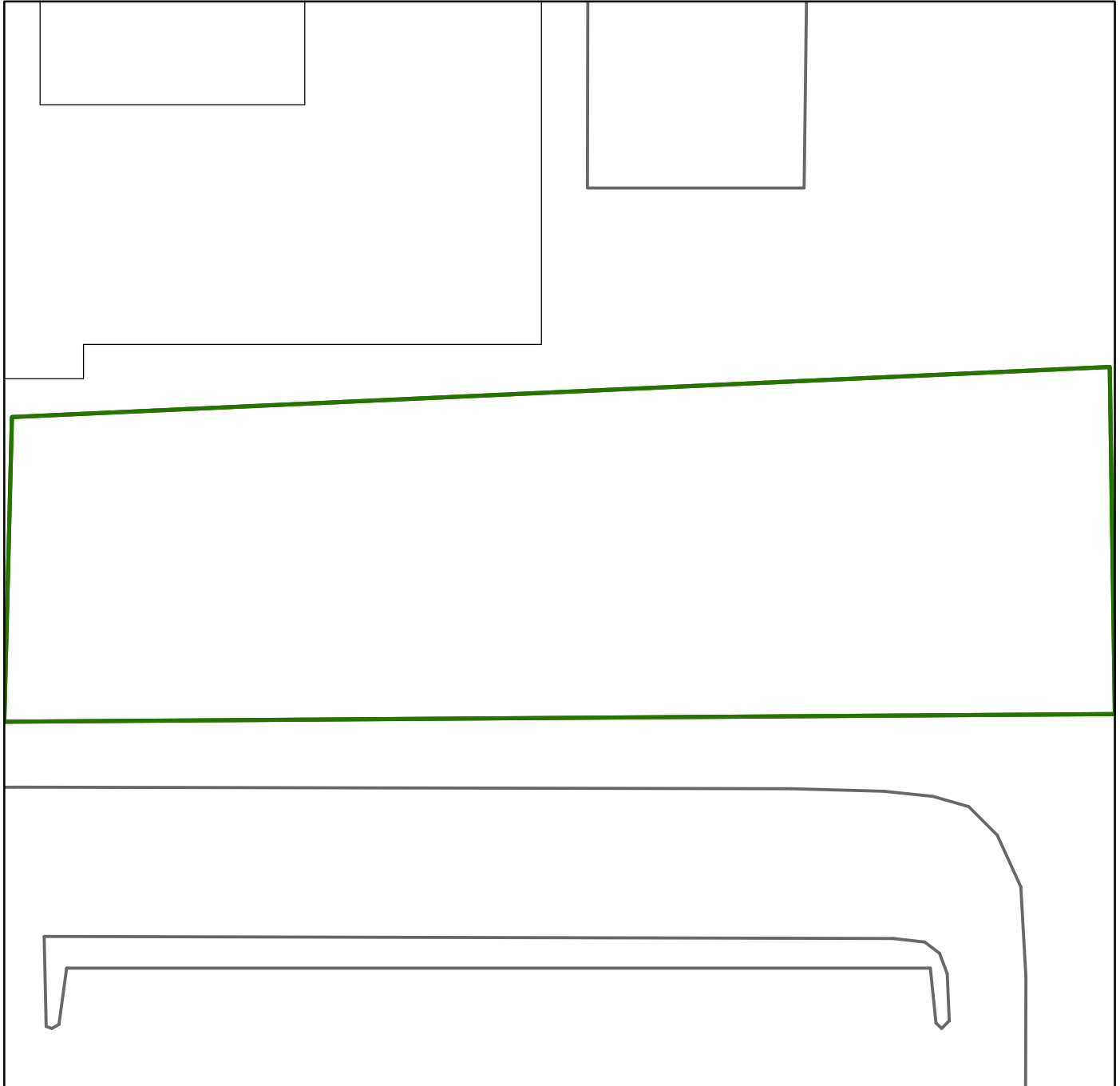
Risk-based action and no action levels taken from
DOE 2001 for the Industrial Worker scenario.
Background values from DOE 2001.



0.5 101520
■ ■ ■ Feet

PCB-1016

SWMU 138b



Legend

- DETECT GREATER THAN ACTION LEVEL
- DETECT GREATER THAN NO ACTION LEVEL
LESS THAN ACTION LEVEL
- DETECT LESS THAN NO ACTION LEVEL
- ▲ DETECT GREATER THAN BACKGROUND
- NONDETECT

**Risk-based action and no action levels taken from
DOE 2001 for the Industrial Worker scenario.
Background values from DOE 2001.**




036 121824

 Feet

PCB-1016

SWMU 153



Legend

- DETECT GREATER THAN ACTION LEVEL
- DETECT GREATER THAN NO ACTION LEVEL
LESS THAN ACTION LEVEL
- DETECT LESS THAN NO ACTION LEVEL
- ▲ DETECT GREATER THAN BACKGROUND
- NONDETECT


**Risk-based action and no action levels taken from
DOE 2001 for the Industrial Worker scenario.
Background values from DOE 2001.**



036 12 18 24
■■■■ Feet

PCB-1016

SWMU 154



Legend

- DETECT GREATER THAN ACTION LEVEL
- DETECT GREATER THAN NO ACTION LEVEL
LESS THAN ACTION LEVEL
- DETECT LESS THAN NO ACTION LEVEL
- ▲ DETECT GREATER THAN BACKGROUND
- NONDETECT


**Risk-based action and no action levels taken from
DOE 2001 for the Industrial Worker scenario.
Background values from DOE 2001.**



0 48 16 24 32
■ ■ ■ ■ ■ Feet

PCB-1016

SWMU 155



Legend

- DETECT GREATER THAN ACTION LEVEL
- DETECT GREATER THAN NO ACTION LEVEL
LESS THAN ACTION LEVEL
- DETECT LESS THAN NO ACTION LEVEL
- ▲ DETECT GREATER THAN BACKGROUND
- NONDETECT

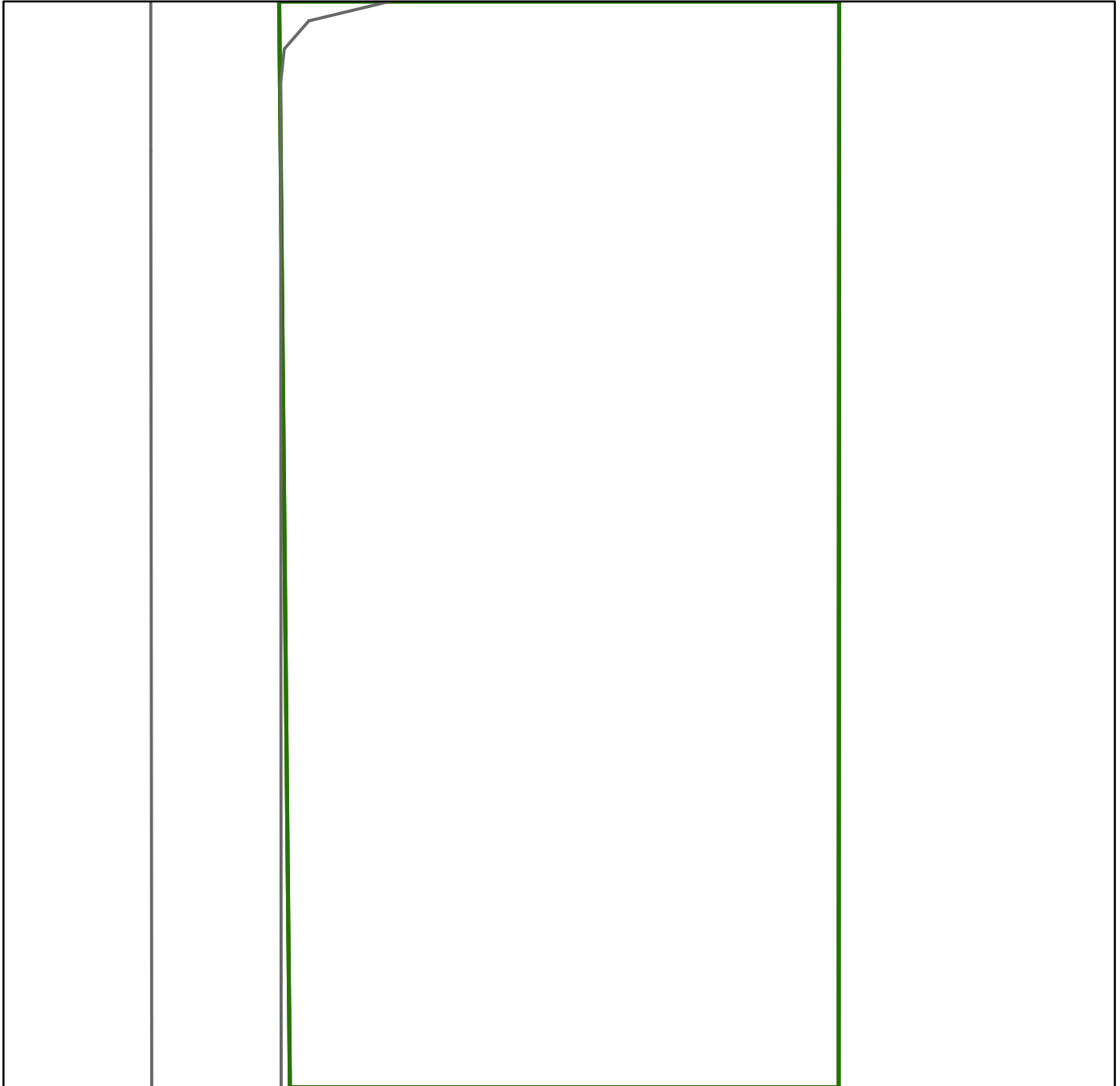
**Risk-based action and no action levels taken from
DOE 2001 for the Industrial Worker scenario.
Background values from DOE 2001.**



0.0 18 27 36
Feet

PCB-1016

SWMU 156



Legend

- DETECT GREATER THAN ACTION LEVEL
- DETECT GREATER THAN NO ACTION LEVEL
LESS THAN ACTION LEVEL
- DETECT LESS THAN NO ACTION LEVEL
- ▲ DETECT GREATER THAN BACKGROUND
- NONDETECT

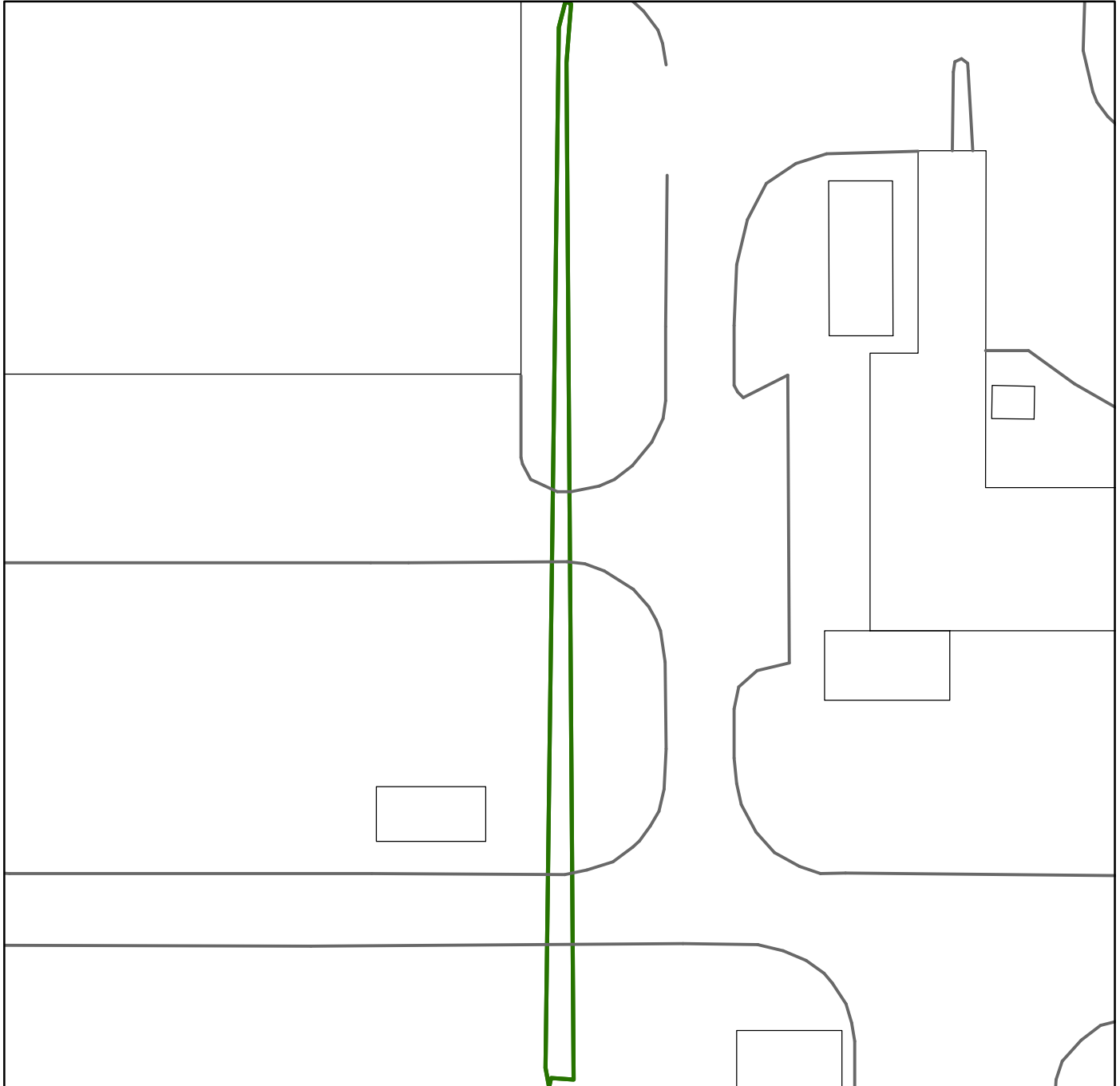
**Risk-based action and no action levels taken from
DOE 2001 for the Industrial Worker scenario.
Background values from DOE 2001.**



0.5 10 15 20
Feet

PCB-1016

SWMU 158



Legend

- DETECT GREATER THAN ACTION LEVEL
- DETECT GREATER THAN NO ACTION LEVEL
LESS THAN ACTION LEVEL
- DETECT LESS THAN NO ACTION LEVEL
- ▲ DETECT GREATER THAN BACKGROUND
- NONDETECT

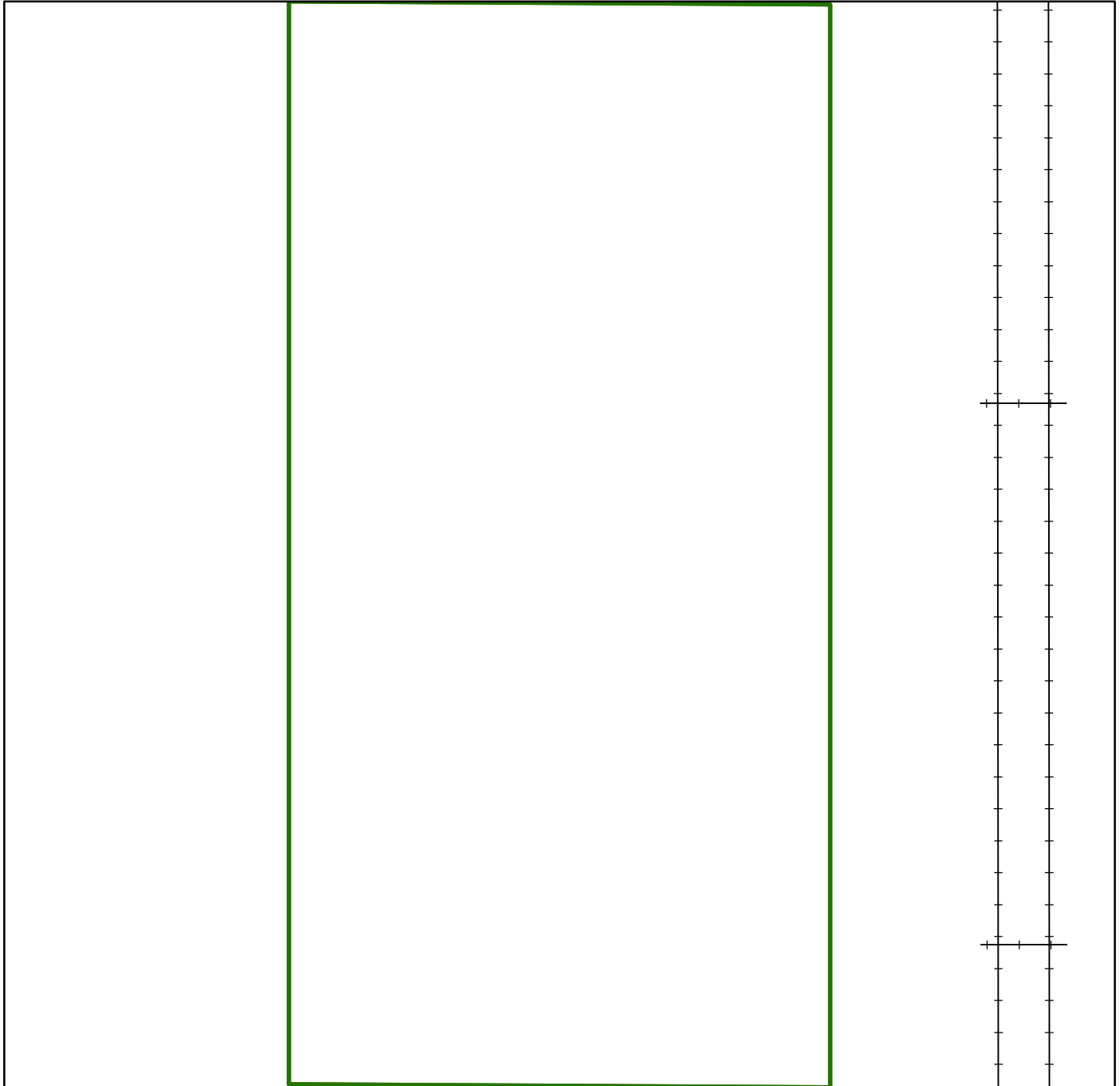
Risk-based action and no action levels taken from
DOE 2001 for the Industrial Worker scenario.
Background values from DOE 2001.



0 5 10 20 30 40
Feet

PCB-1016

SWMU 160



Legend

- DETECT GREATER THAN ACTION LEVEL
- DETECT GREATER THAN NO ACTION LEVEL
LESS THAN ACTION LEVEL
- DETECT LESS THAN NO ACTION LEVEL
- ▲ DETECT GREATER THAN BACKGROUND
- NONDETECT


**Risk-based action and no action levels taken from
DOE 2001 for the Industrial Worker scenario.
Background values from DOE 2001.**



0.25 5 7.5 10
Feet

PCB-1016

SWMU 163



Legend

- DETECT GREATER THAN ACTION LEVEL
- DETECT GREATER THAN NO ACTION LEVEL
LESS THAN ACTION LEVEL
- DETECT LESS THAN NO ACTION LEVEL
- ▲ DETECT GREATER THAN BACKGROUND
- NONDETECT

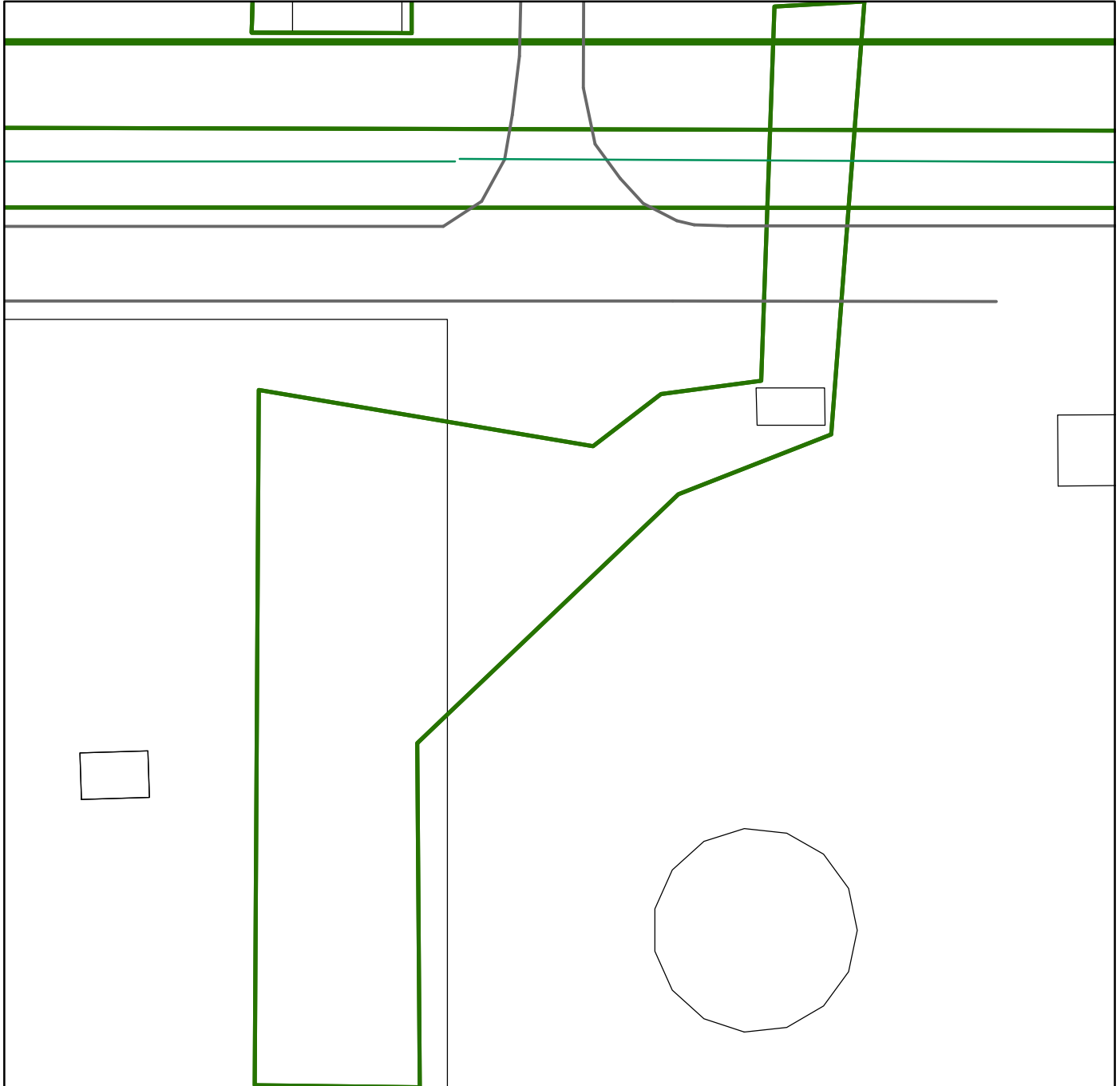
**Risk-based action and no action levels taken from
DOE 2001 for the Industrial Worker scenario.
Background values from DOE 2001.**



0 12 4 6 8
Feet

PCB-1016

SWMU 165



Legend

- DETECT GREATER THAN ACTION LEVEL
- DETECT GREATER THAN NO ACTION LEVEL
LESS THAN ACTION LEVEL
- DETECT LESS THAN NO ACTION LEVEL
- ▲ DETECT GREATER THAN BACKGROUND
- NONDETECT


Risk-based action and no action levels taken from
DOE 2001 for the Industrial Worker scenario.
Background values from DOE 2001.



0 9 18 27 36
Feet

PCB-1016

SWMU 169



Legend

- DETECT GREATER THAN ACTION LEVEL
- DETECT GREATER THAN NO ACTION LEVEL
LESS THAN ACTION LEVEL
- DETECT LESS THAN NO ACTION LEVEL
- ▲ DETECT GREATER THAN BACKGROUND
- NONDETECT


**Risk-based action and no action levels taken from
DOE 2001 for the Industrial Worker scenario.
Background values from DOE 2001.**



0.0.4 0.8 1.2 1.6
■ ■ ■ ■ ■ Feet

PCB-1016

SWMU 170



Legend

- DETECT GREATER THAN ACTION LEVEL
- DETECT GREATER THAN NO ACTION LEVEL
LESS THAN ACTION LEVEL
- DETECT LESS THAN NO ACTION LEVEL
- ▲ DETECT GREATER THAN BACKGROUND
- NONDETECT

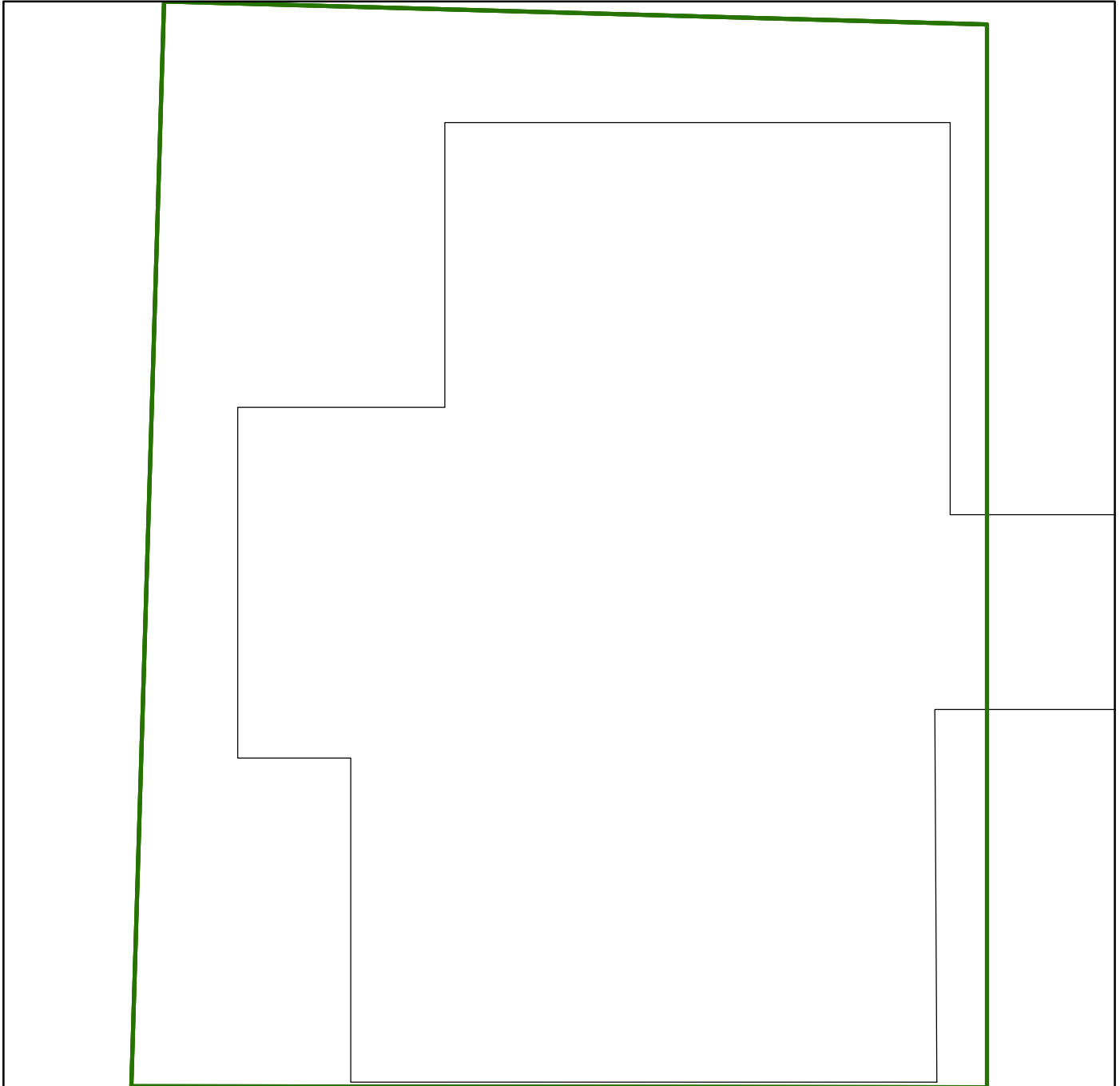
**Risk-based action and no action levels taken from
DOE 2001 for the Industrial Worker scenario.
Background values from DOE 2001.**



0.25 1 1.5 2
Feet

PCB-1016

SWMU 172



Legend

- DETECT GREATER THAN ACTION LEVEL
- DETECT GREATER THAN NO ACTION LEVEL
LESS THAN ACTION LEVEL
- DETECT LESS THAN NO ACTION LEVEL
- ▲ DETECT GREATER THAN BACKGROUND
- NONDETECT

Risk-based action and no action levels taken from
DOE 2001 for the Industrial Worker scenario.
Background values from DOE 2001.



0 12 4 6 8
Feet

PCB-1016

SWMU 176



Legend

- DETECT GREATER THAN ACTION LEVEL
- DETECT GREATER THAN NO ACTION LEVEL
LESS THAN ACTION LEVEL
- DETECT LESS THAN NO ACTION LEVEL
- ▲ DETECT GREATER THAN BACKGROUND
- NONDETECT


**Risk-based action and no action levels taken from
DOE 2001 for the Industrial Worker scenario.
Background values from DOE 2001.**



0.25 5 7.5 10
Feet

PCB-1016

SWMU 177



Legend

- DETECT GREATER THAN ACTION LEVEL
- DETECT GREATER THAN NO ACTION LEVEL
LESS THAN ACTION LEVEL
- DETECT LESS THAN NO ACTION LEVEL
- ▲ DETECT GREATER THAN BACKGROUND
- NONDETECT

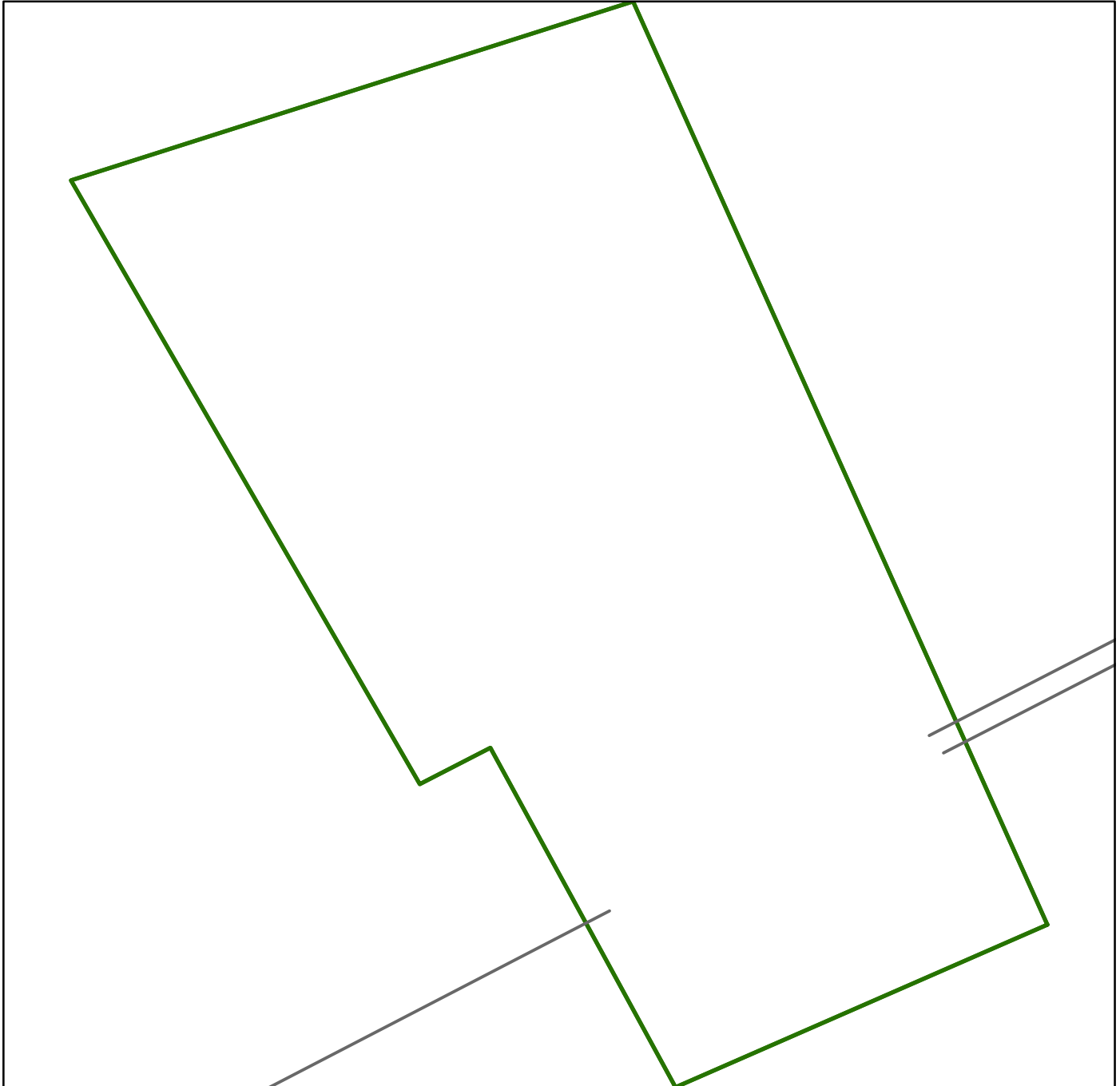
**Risk-based action and no action levels taken from
DOE 2001 for the Industrial Worker scenario.
Background values from DOE 2001.**



01.53 6 9 12
■ ■ ■ ■ Feet

PCB-1016

SWMU 180



Legend

- DETECT GREATER THAN ACTION LEVEL
- DETECT GREATER THAN NO ACTION LEVEL
LESS THAN ACTION LEVEL
- DETECT LESS THAN NO ACTION LEVEL
- ▲ DETECT GREATER THAN BACKGROUND
- NONDETECT

Risk-based action and no action levels taken from
DOE 2001 for the Industrial Worker scenario.
Background values from DOE 2001.



0510203040
[Scale bar] Feet

PCB-1016

SWMU 181



Legend

- DETECT GREATER THAN ACTION LEVEL
- DETECT GREATER THAN NO ACTION LEVEL
LESS THAN ACTION LEVEL
- DETECT LESS THAN NO ACTION LEVEL
- ▲ DETECT GREATER THAN BACKGROUND
- NONDETECT

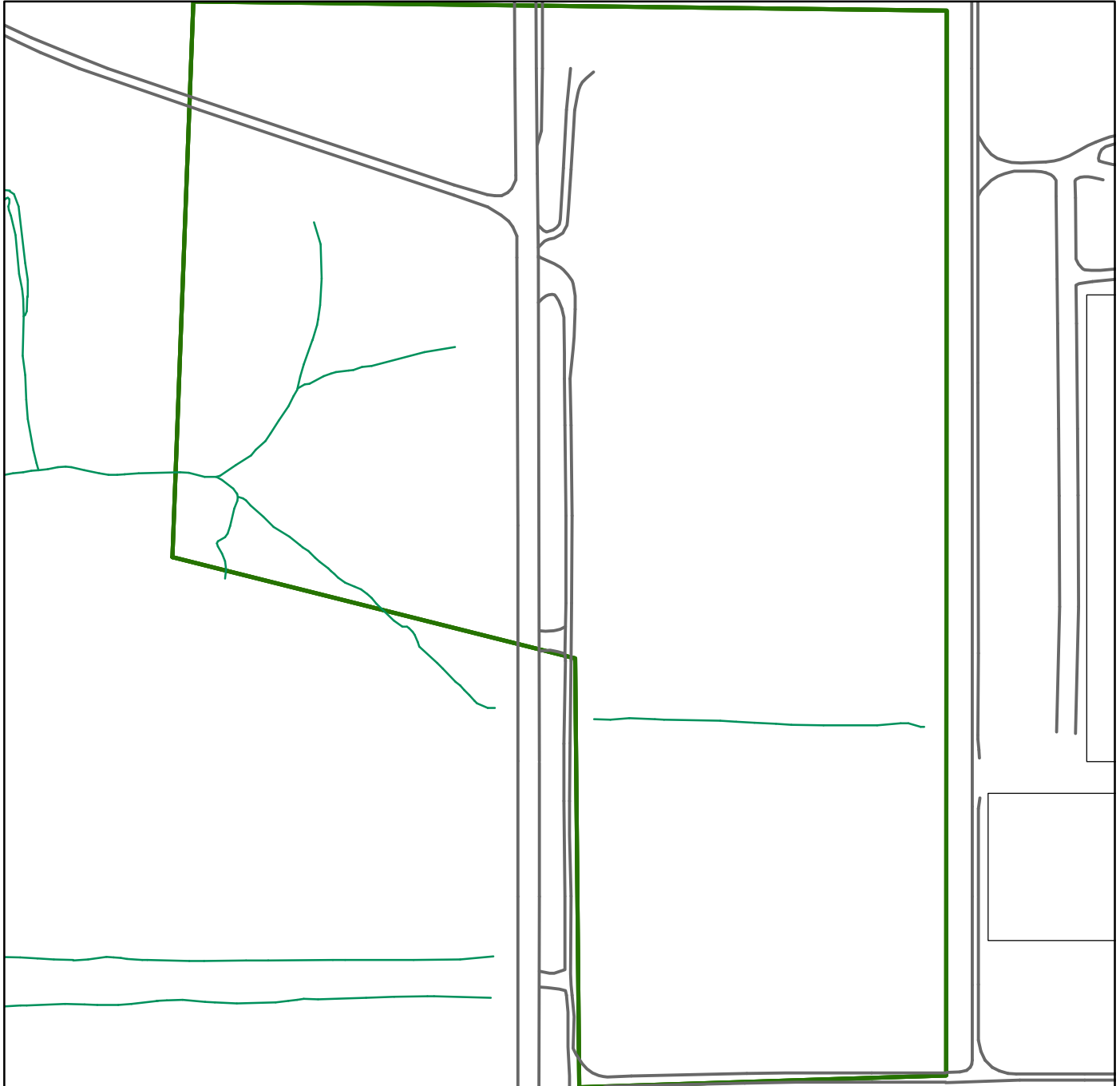
Risk-based action and no action levels taken from
DOE 2001 for the Industrial Worker scenario.
Background values from DOE 2001.



0.5 142128
[Scale bar] Feet

PCB-1016

SWMU 194



Legend

- DETECT GREATER THAN ACTION LEVEL
- DETECT GREATER THAN NO ACTION LEVEL
LESS THAN ACTION LEVEL
- DETECT LESS THAN NO ACTION LEVEL
- ▲ DETECT GREATER THAN BACKGROUND
- NONDETECT

Risk-based action and no action levels taken from
DOE 2001 for the Industrial Worker scenario.
Background values from DOE 2001.



0250100150200
■ ■ ■ ■ ■ Feet

PCB-1016

SWMU 195a



Legend

- DETECT GREATER THAN ACTION LEVEL
- DETECT GREATER THAN NO ACTION LEVEL
LESS THAN ACTION LEVEL
- DETECT LESS THAN NO ACTION LEVEL
- ▲ DETECT GREATER THAN BACKGROUND
- NONDETECT


Risk-based action and no action levels taken from
DOE 2001 for the Industrial Worker scenario.
Background values from DOE 2001.



0 20 40 60 80
Feet

PCB-1016

SWMU 195b



Legend

- DETECT GREATER THAN ACTION LEVEL
- DETECT GREATER THAN NO ACTION LEVEL
LESS THAN ACTION LEVEL
- DETECT LESS THAN NO ACTION LEVEL
- ▲ DETECT GREATER THAN BACKGROUND
- NONDETECT

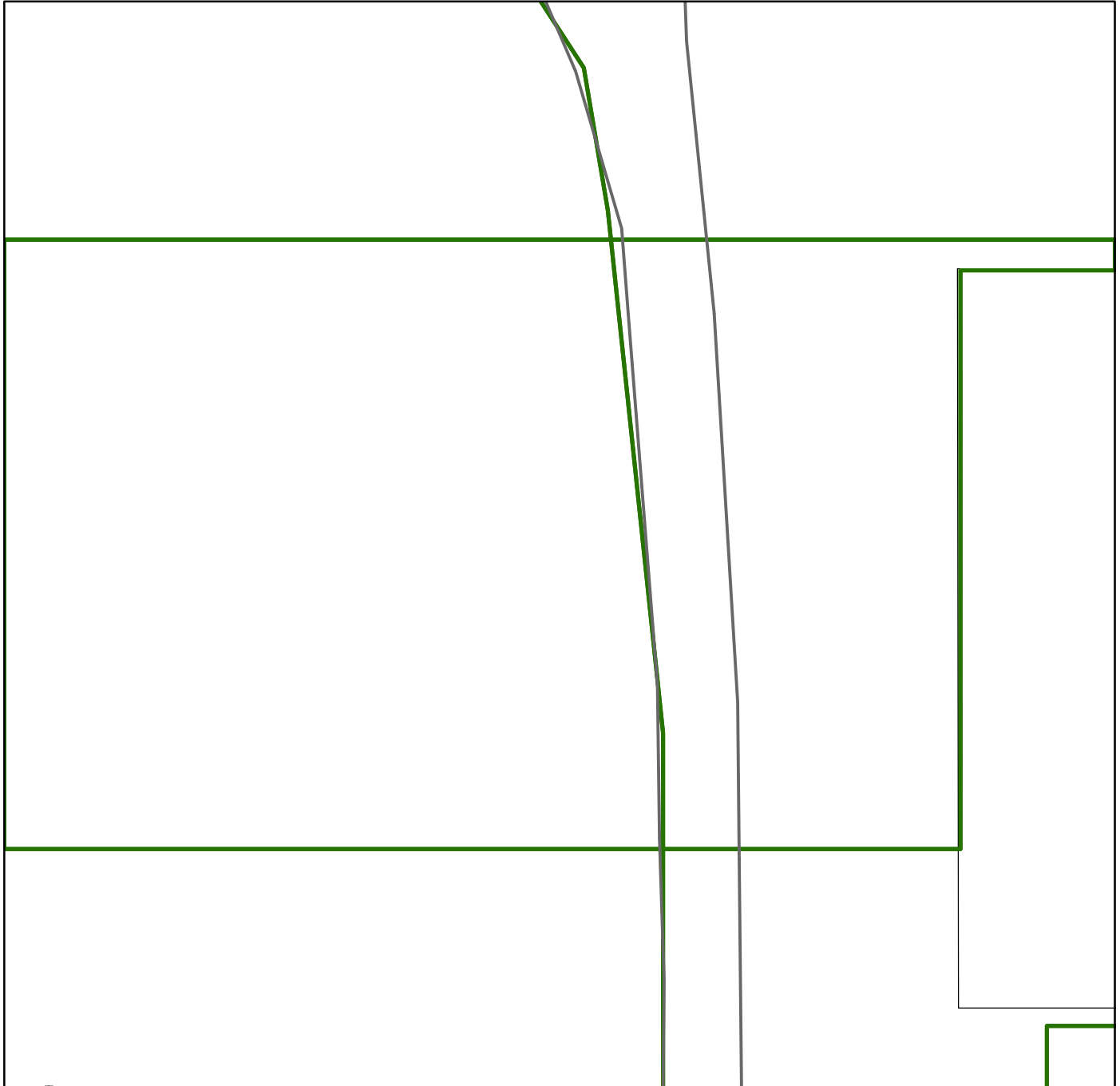
Risk-based action and no action levels taken from
DOE 2001 for the Industrial Worker scenario.
Background values from DOE 2001.



0 9 18 27 36
Feet

PCB-1016

SWMU 196a



Legend

- DETECT GREATER THAN ACTION LEVEL
- DETECT GREATER THAN NO ACTION LEVEL
LESS THAN ACTION LEVEL
- DETECT LESS THAN NO ACTION LEVEL
- ▲ DETECT GREATER THAN BACKGROUND
- NONDETECT


Risk-based action and no action levels taken from
DOE 2001 for the Industrial Worker scenario.
Background values from DOE 2001.



0.5 10 15 20
Feet

PCB-1016

SWMU 196b



Legend

- DETECT GREATER THAN ACTION LEVEL
- DETECT GREATER THAN NO ACTION LEVEL
LESS THAN ACTION LEVEL
- DETECT LESS THAN NO ACTION LEVEL
- ▲ DETECT GREATER THAN BACKGROUND
- NONDETECT


**Risk-based action and no action levels taken from
DOE 2001 for the Industrial Worker scenario.
Background values from DOE 2001.**



0 1 2 4 6 8
Feet

PCB-1016

SWMU 200



Legend

- DETECT GREATER THAN ACTION LEVEL
- DETECT GREATER THAN NO ACTION LEVEL
LESS THAN ACTION LEVEL
- DETECT LESS THAN NO ACTION LEVEL
- ▲ DETECT GREATER THAN BACKGROUND
- NONDETECT


**Risk-based action and no action levels taken from
DOE 2001 for the Industrial Worker scenario.
Background values from DOE 2001.**



0 5 10 20 30 40
Feet

PCB-1016

SWMU 204



Legend

- DETECT GREATER THAN ACTION LEVEL
- DETECT GREATER THAN NO ACTION LEVEL
LESS THAN ACTION LEVEL
- DETECT LESS THAN NO ACTION LEVEL
- ▲ DETECT GREATER THAN BACKGROUND
- NONDETECT

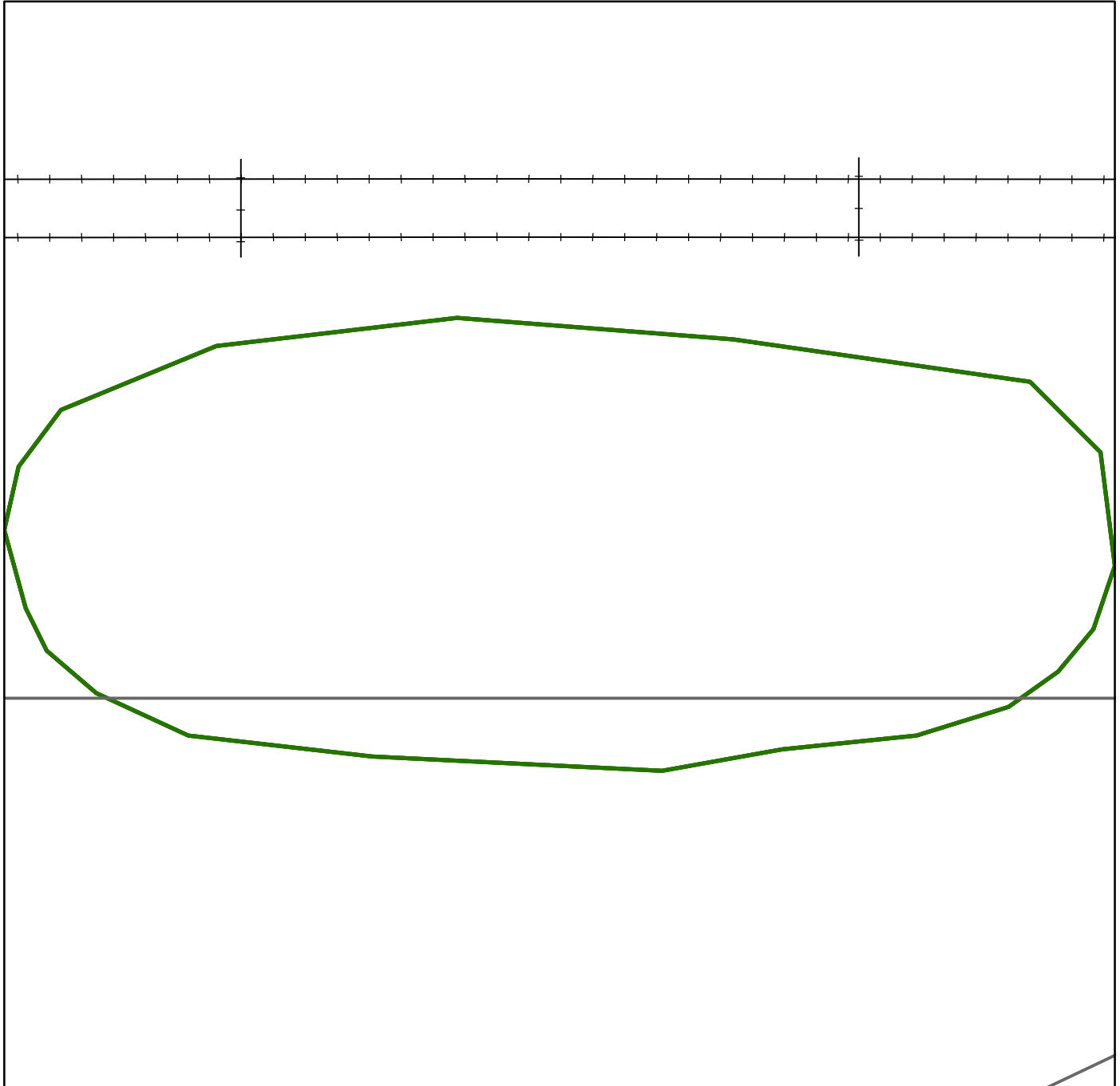
Risk-based action and no action levels taken from
DOE 2001 for the Industrial Worker scenario.
Background values from DOE 2001.



0 150 60 90 120
Feet

PCB-1016

SWMU 211



Legend

- DETECT GREATER THAN ACTION LEVEL
- DETECT GREATER THAN NO ACTION LEVEL
LESS THAN ACTION LEVEL
- DETECT LESS THAN NO ACTION LEVEL
- ▲ DETECT GREATER THAN BACKGROUND
- NONDETECT

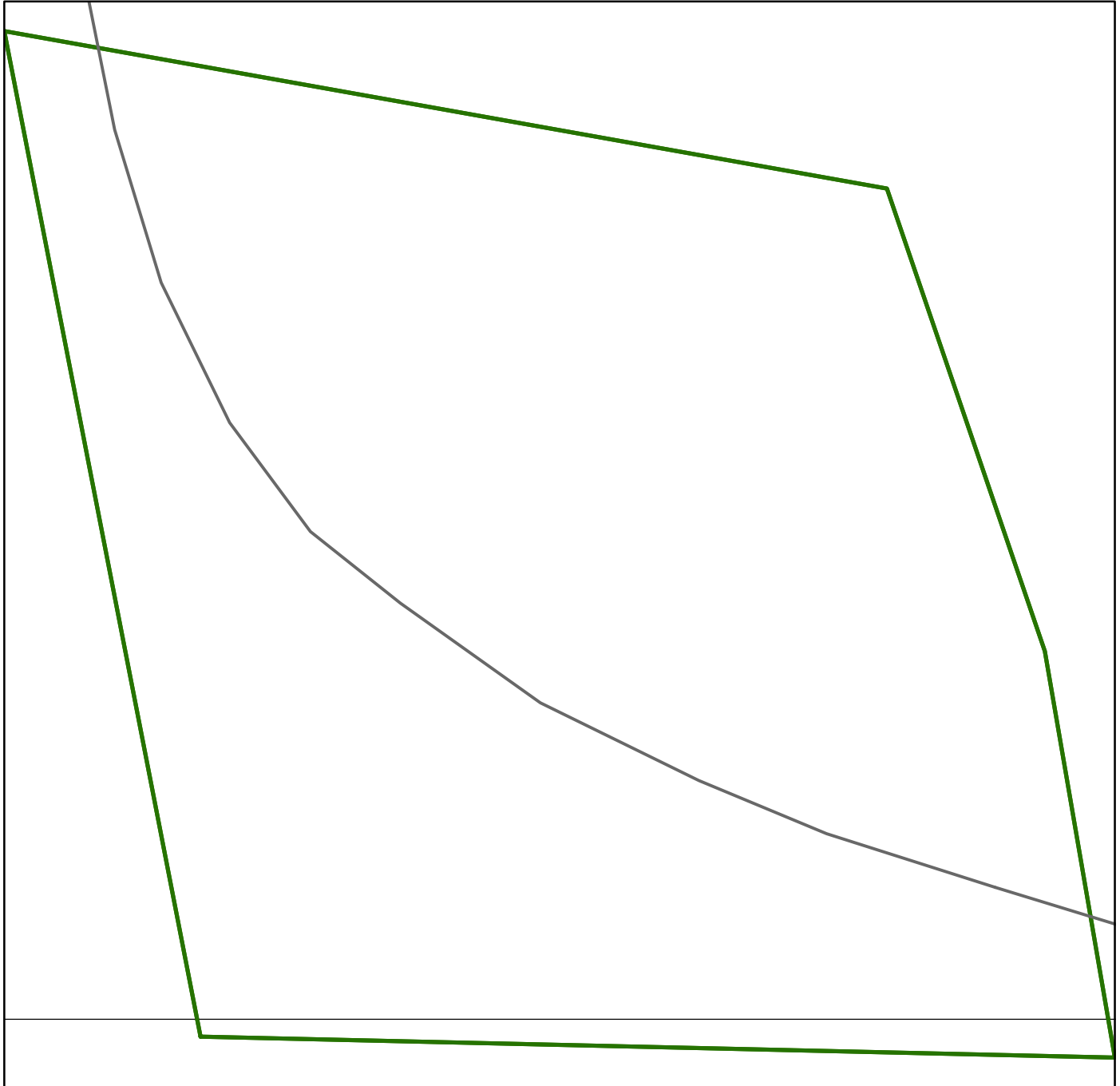
Risk-based action and no action levels taken from
DOE 2001 for the Industrial Worker scenario.
Background values from DOE 2001.



01.53 6 9 12
Feet

PCB-1016

SWMU 212



Legend

- DETECT GREATER THAN ACTION LEVEL
- DETECT GREATER THAN NO ACTION LEVEL
LESS THAN ACTION LEVEL
- DETECT LESS THAN NO ACTION LEVEL
- ▲ DETECT GREATER THAN BACKGROUND
- NONDETECT

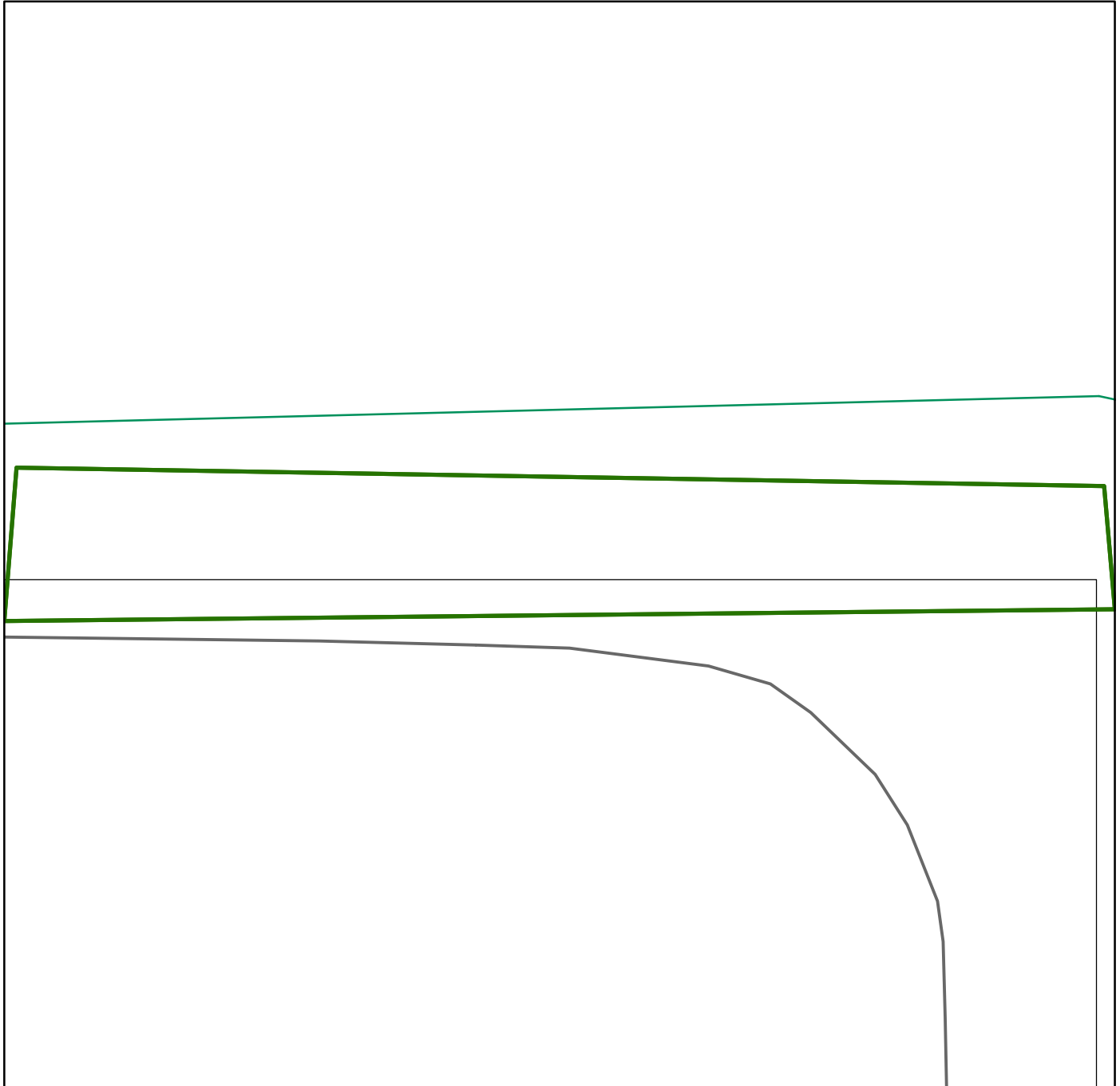
Risk-based action and no action levels taken from
DOE 2001 for the Industrial Worker scenario.
Background values from DOE 2001.



0.25 5 7.5 10
Feet

PCB-1016

SWMU 213



Legend

- DETECT GREATER THAN ACTION LEVEL
- DETECT GREATER THAN NO ACTION LEVEL
LESS THAN ACTION LEVEL
- DETECT LESS THAN NO ACTION LEVEL
- ▲ DETECT GREATER THAN BACKGROUND
- NONDETECT


Risk-based action and no action levels taken from
DOE 2001 for the Industrial Worker scenario.
Background values from DOE 2001.



0 2 4 8 12 16
Feet

PCB-1016

SWMU 214



Legend

- DETECT GREATER THAN ACTION LEVEL
- DETECT GREATER THAN NO ACTION LEVEL
LESS THAN ACTION LEVEL
- DETECT LESS THAN NO ACTION LEVEL
- ▲ DETECT GREATER THAN BACKGROUND
- NONDETECT

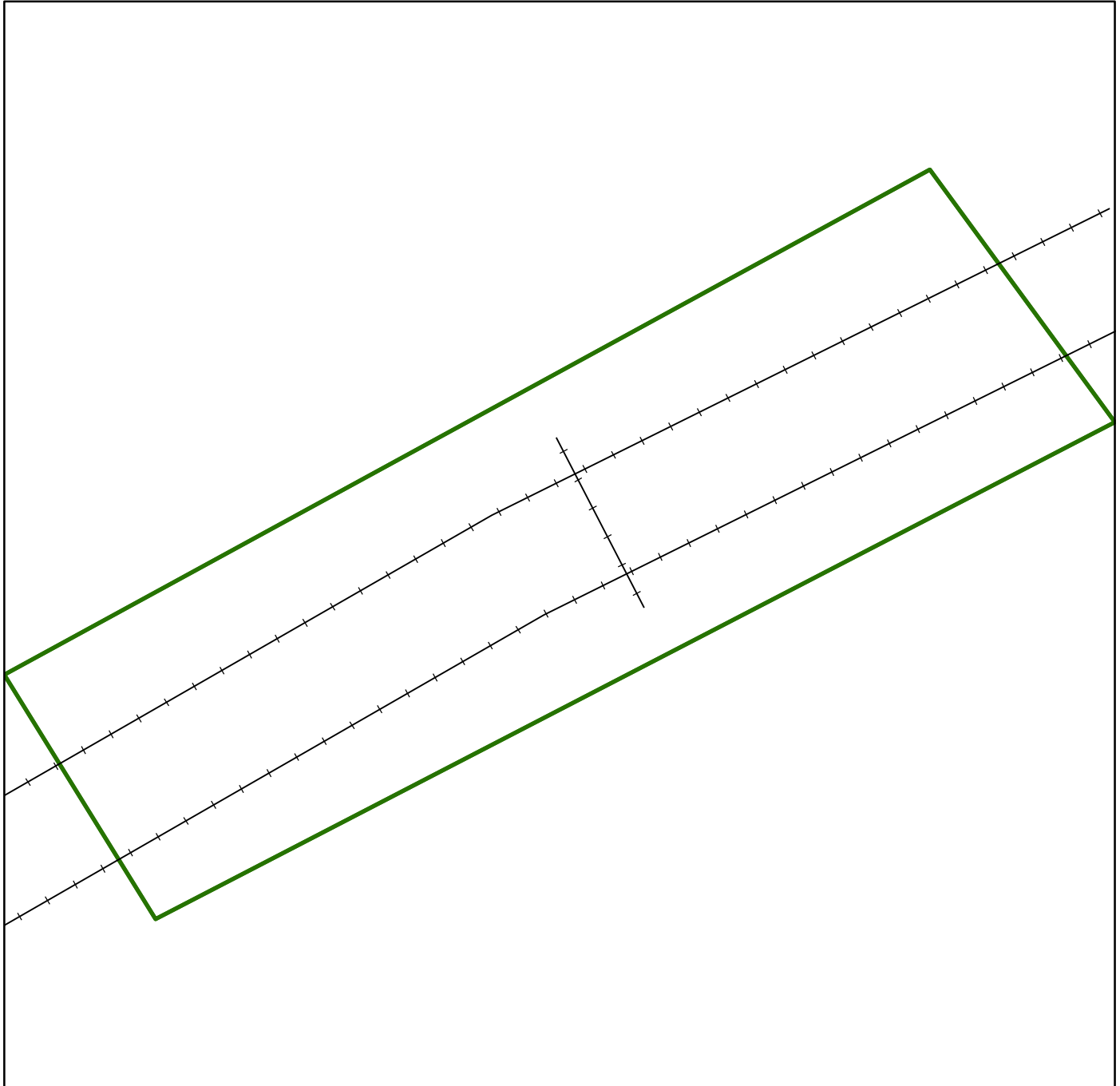
**Risk-based action and no action levels taken from
DOE 2001 for the Industrial Worker scenario.
Background values from DOE 2001.**



0.51 2 3 4
■ ■ ■ ■ Feet

PCB-1016

SWMU 215



Legend

- DETECT GREATER THAN ACTION LEVEL
- DETECT GREATER THAN NO ACTION LEVEL
LESS THAN ACTION LEVEL
- DETECT LESS THAN NO ACTION LEVEL
- ▲ DETECT GREATER THAN BACKGROUND
- NONDETECT


Risk-based action and no action levels taken from
DOE 2001 for the Industrial Worker scenario.
Background values from DOE 2001.



0.5 2 3 4
Feet

PCB-1016

SWMU 216



Legend

- DETECT GREATER THAN ACTION LEVEL
- DETECT GREATER THAN NO ACTION LEVEL
LESS THAN ACTION LEVEL
- DETECT LESS THAN NO ACTION LEVEL
- ▲ DETECT GREATER THAN BACKGROUND
- NONDETECT

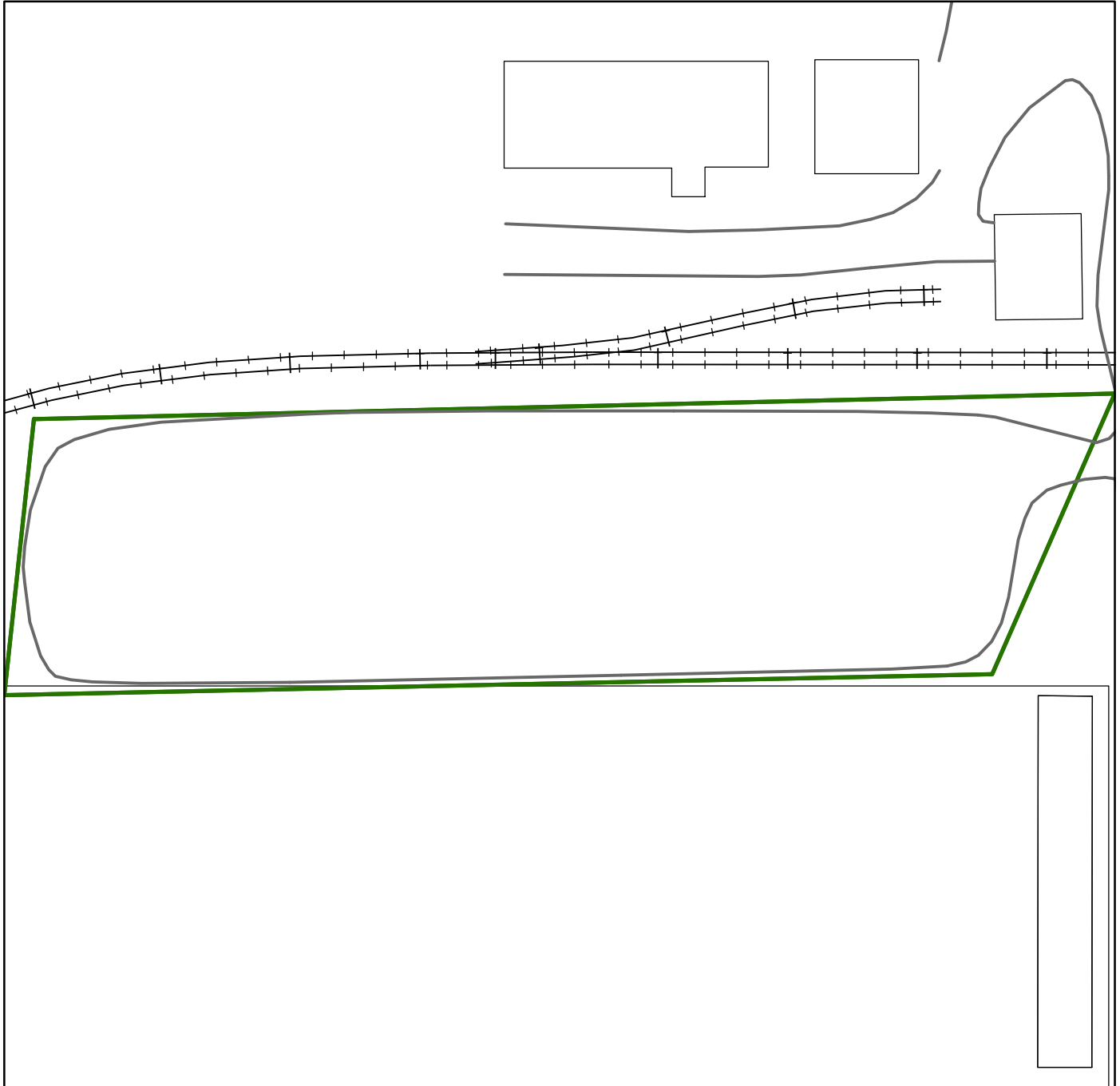
**Risk-based action and no action levels taken from
DOE 2001 for the Industrial Worker scenario.
Background values from DOE 2001.**



0.5 2 3 4
■ Feet

PCB-1016

SWMU 217



Legend

- DETECT GREATER THAN ACTION LEVEL
- DETECT GREATER THAN NO ACTION LEVEL
LESS THAN ACTION LEVEL
- DETECT LESS THAN NO ACTION LEVEL
- ▲ DETECT GREATER THAN BACKGROUND
- NONDETECT


Risk-based action and no action levels taken from
DOE 2001 for the Industrial Worker scenario.
Background values from DOE 2001.



0.5 182736
Feet

PCB-1016

SWMU 218



Legend

- DETECT GREATER THAN ACTION LEVEL
- DETECT GREATER THAN NO ACTION LEVEL
LESS THAN ACTION LEVEL
- DETECT LESS THAN NO ACTION LEVEL
- ▲ DETECT GREATER THAN BACKGROUND
- NONDETECT

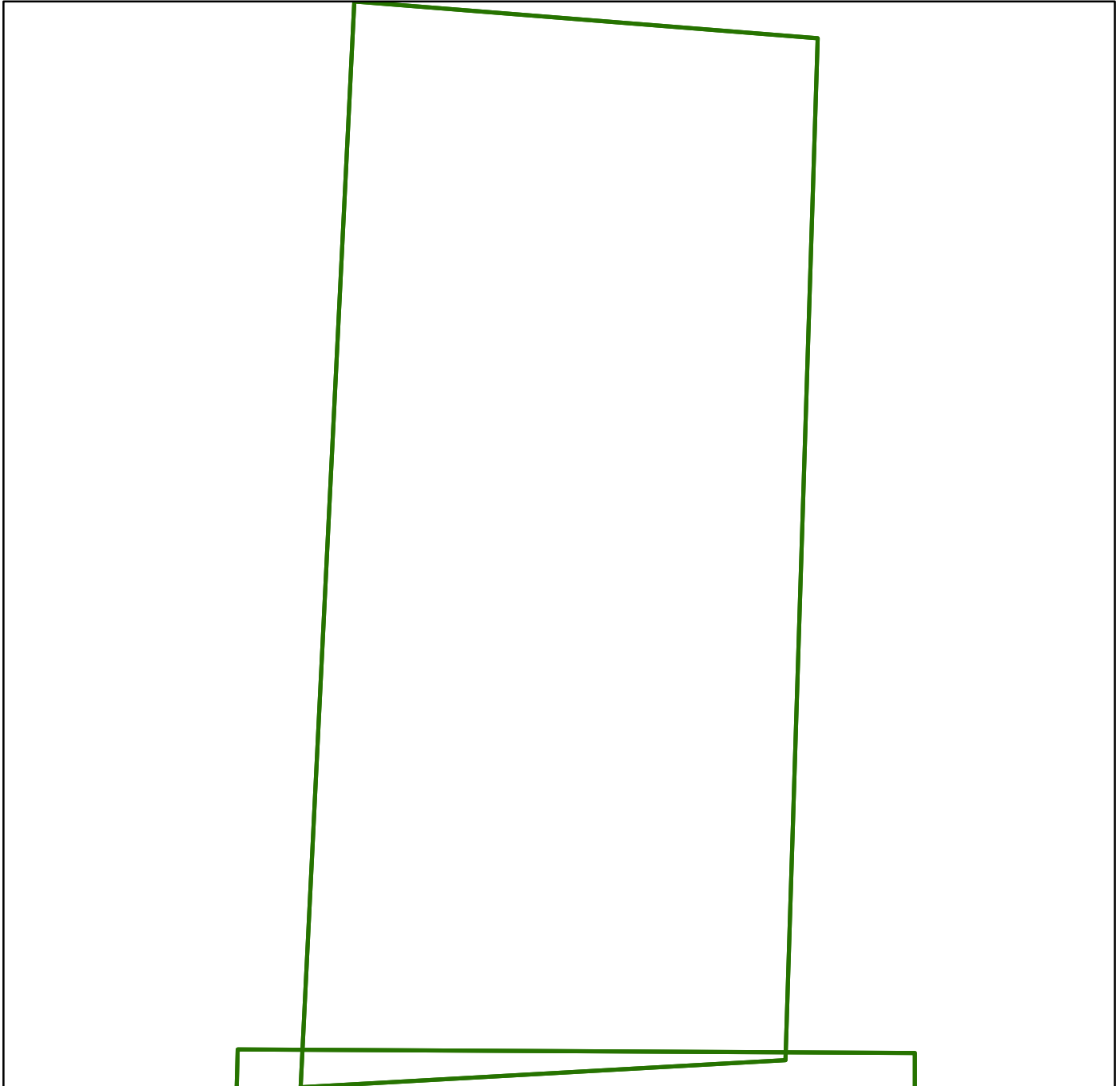
Risk-based action and no action levels taken from
DOE 2001 for the Industrial Worker scenario.
Background values from DOE 2001.



0.3 6 9 12
Feet

PCB-1016

SWMU 219



Legend

- DETECT GREATER THAN ACTION LEVEL
- DETECT GREATER THAN NO ACTION LEVEL
LESS THAN ACTION LEVEL
- DETECT LESS THAN NO ACTION LEVEL
- ▲ DETECT GREATER THAN BACKGROUND
- NONDETECT

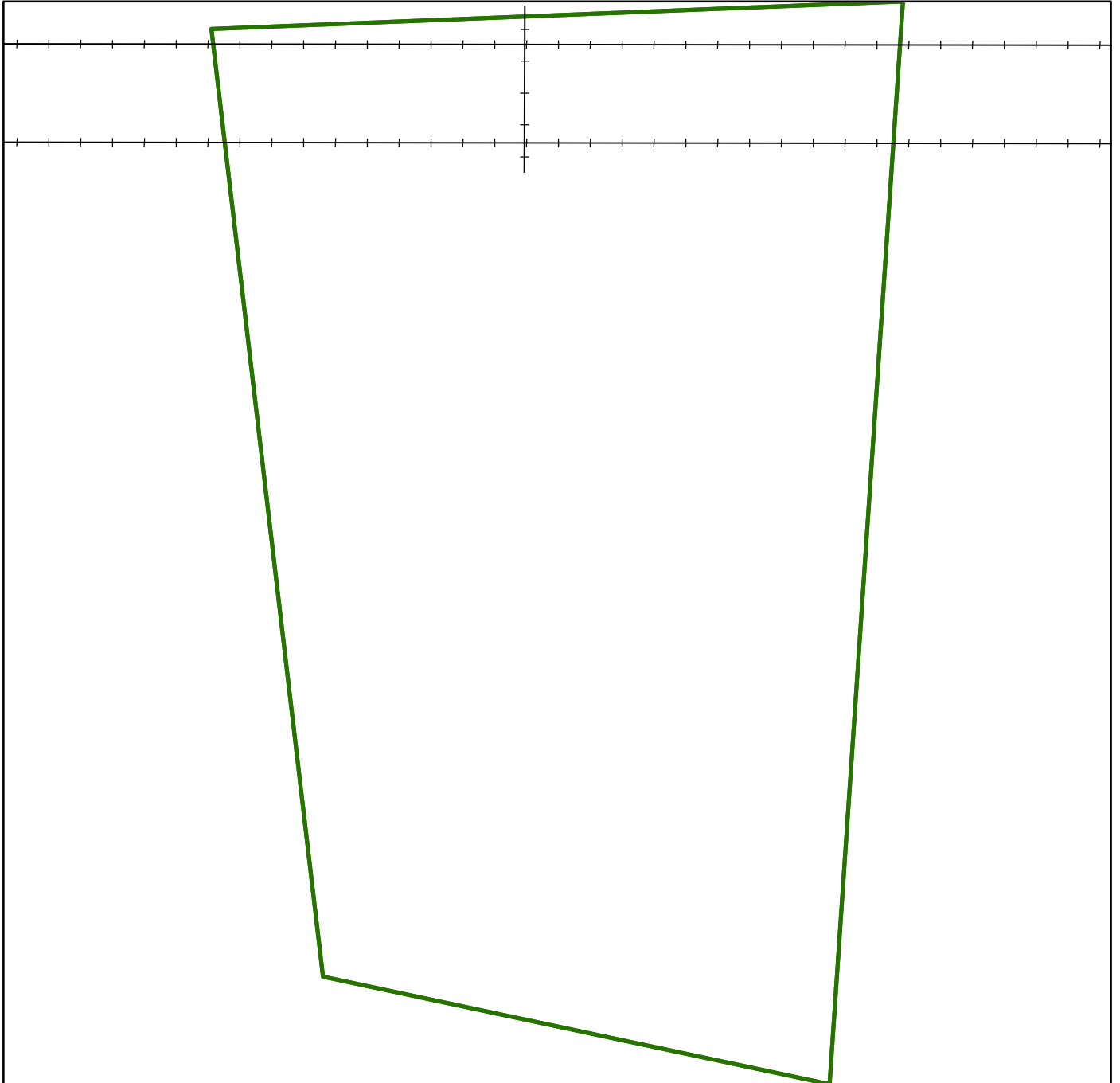
Risk-based action and no action levels taken from
DOE 2001 for the Industrial Worker scenario.
Background values from DOE 2001.



0.5 2 3 4
■ Feet

PCB-1016

SWMU 220



Legend

- DETECT GREATER THAN ACTION LEVEL
- DETECT GREATER THAN NO ACTION LEVEL
LESS THAN ACTION LEVEL
- DETECT LESS THAN NO ACTION LEVEL
- ▲ DETECT GREATER THAN BACKGROUND
- NONDETECT


Risk-based action and no action levels taken from
DOE 2001 for the Industrial Worker scenario.
Background values from DOE 2001.



005.2.3.6
11 Feet

PCB-1016

SWMU 221



Legend

- DETECT GREATER THAN ACTION LEVEL
- DETECT GREATER THAN NO ACTION LEVEL
LESS THAN ACTION LEVEL
- DETECT LESS THAN NO ACTION LEVEL
- ▲ DETECT GREATER THAN BACKGROUND
- NONDETECT

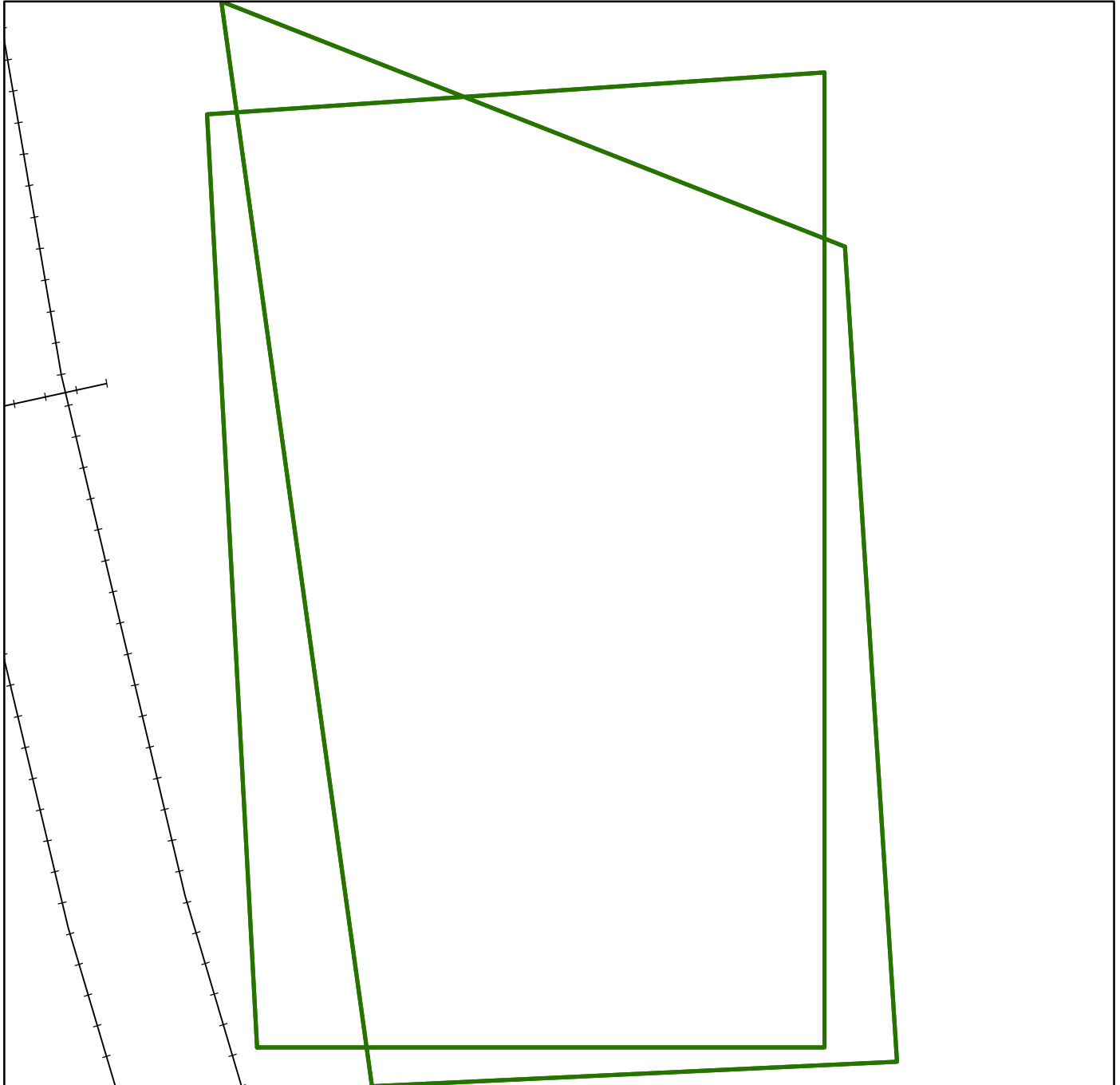
**Risk-based action and no action levels taken from
DOE 2001 for the Industrial Worker scenario.
Background values from DOE 2001.**



0 12 4 6 8
■ Feet

PCB-1016

SWMU 222



Legend

- DETECT GREATER THAN ACTION LEVEL
- DETECT GREATER THAN NO ACTION LEVEL
LESS THAN ACTION LEVEL
- DETECT LESS THAN NO ACTION LEVEL
- ▲ DETECT GREATER THAN BACKGROUND
- NONDETECT

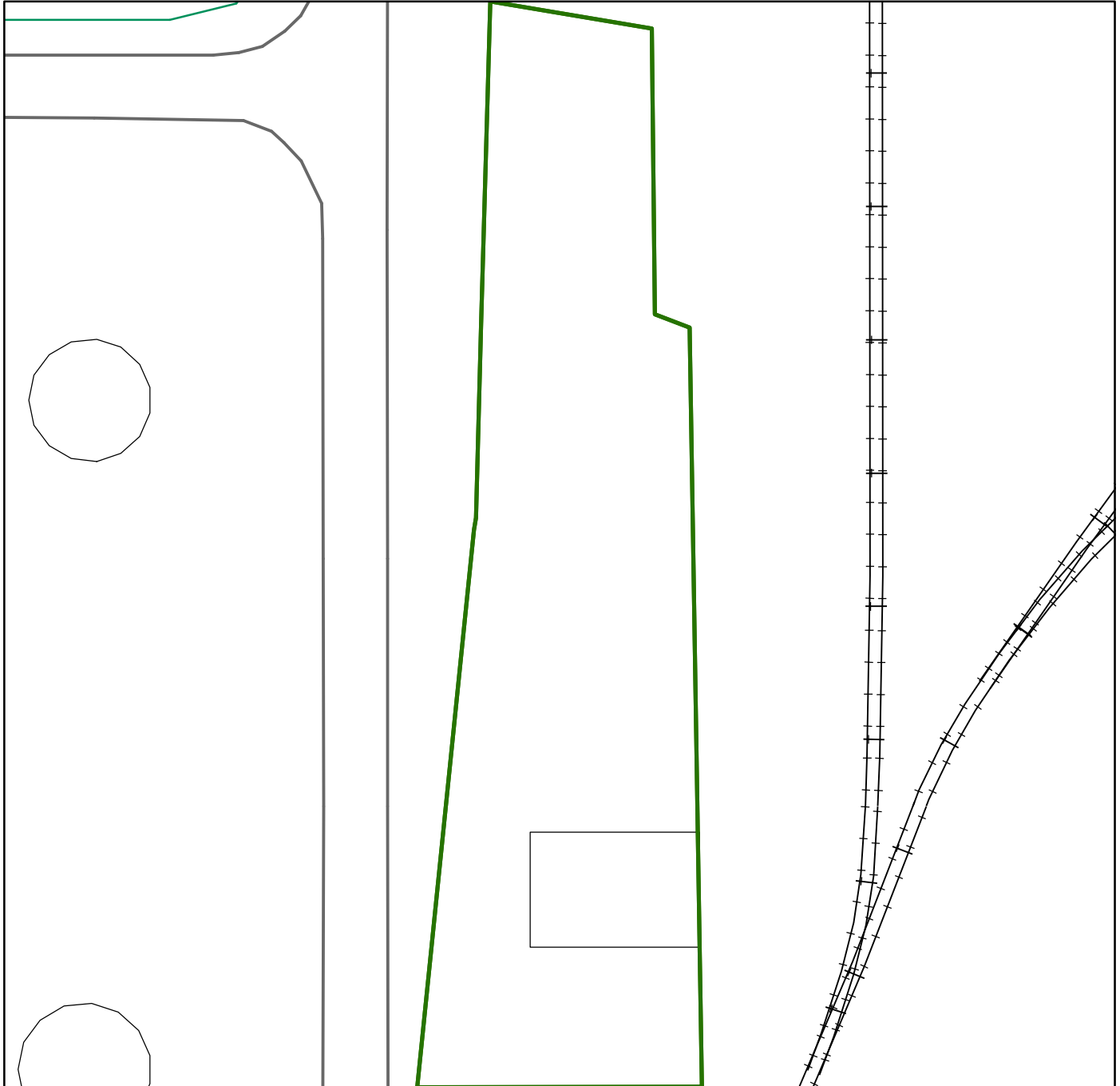
Risk-based action and no action levels taken from
DOE 2001 for the Industrial Worker scenario.
Background values from DOE 2001.



0.051.82.73.6
■■■■ Feet

PCB-1016

SWMU 223



Legend

- DETECT GREATER THAN ACTION LEVEL
- DETECT GREATER THAN NO ACTION LEVEL
LESS THAN ACTION LEVEL
- DETECT LESS THAN NO ACTION LEVEL
- ▲ DETECT GREATER THAN BACKGROUND
- NONDETECT

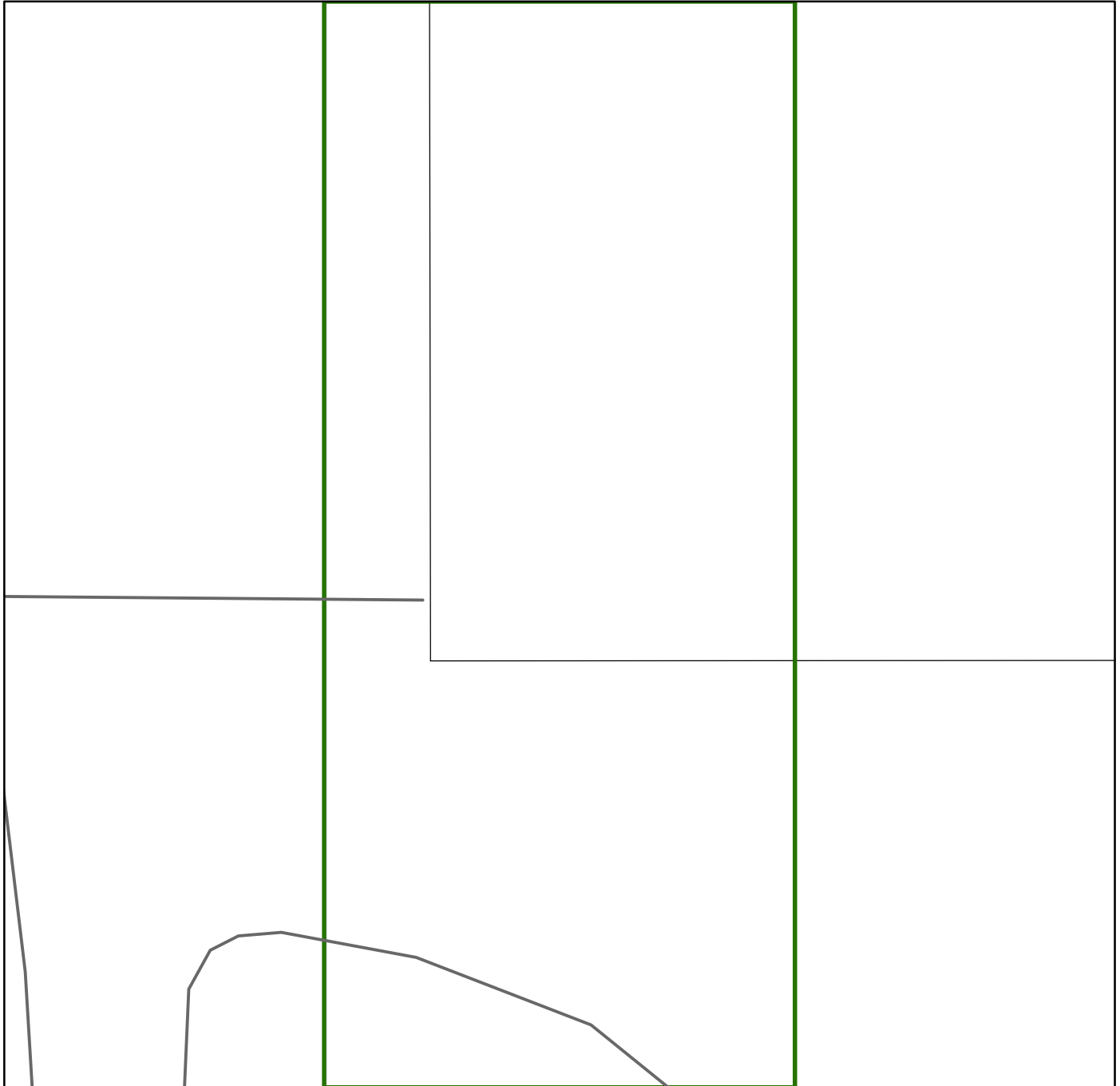
Risk-based action and no action levels taken from
DOE 2001 for the Industrial Worker scenario.
Background values from DOE 2001.



0.5 182736
Feet

PCB-1016

SWMU 224



Legend

- DETECT GREATER THAN ACTION LEVEL
- DETECT GREATER THAN NO ACTION LEVEL
LESS THAN ACTION LEVEL
- DETECT LESS THAN NO ACTION LEVEL
- ▲ DETECT GREATER THAN BACKGROUND
- NONDETECT

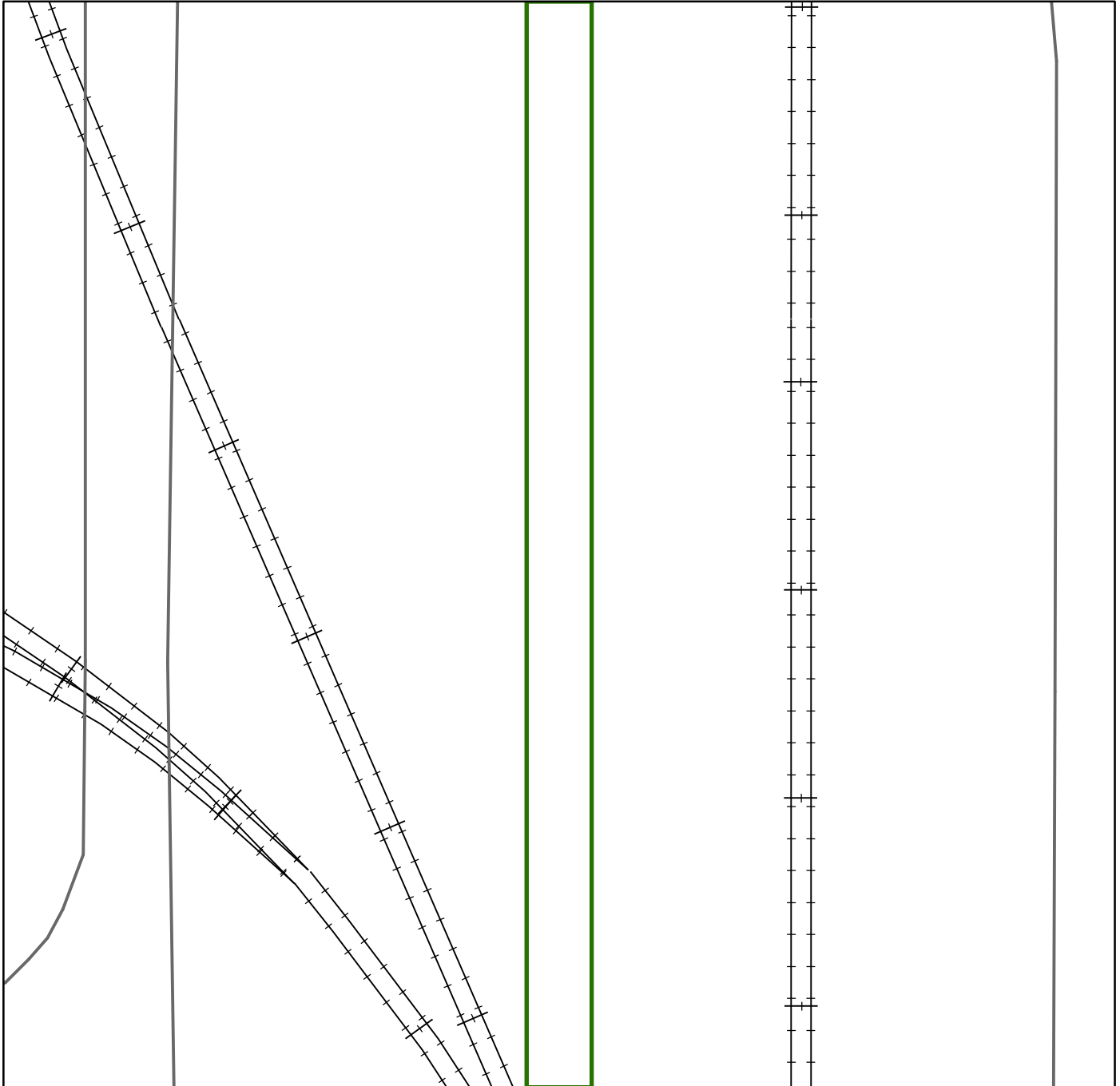
Risk-based action and no action levels taken from
DOE 2001 for the Industrial Worker scenario.
Background values from DOE 2001.



0.3 6 9 12
Feet

PCB-1016

SWMU 225



Legend

- DETECT GREATER THAN ACTION LEVEL
- DETECT GREATER THAN NO ACTION LEVEL
LESS THAN ACTION LEVEL
- DETECT LESS THAN NO ACTION LEVEL
- ▲ DETECT GREATER THAN BACKGROUND
- NONDETECT


Risk-based action and no action levels taken from
DOE 2001 for the Industrial Worker scenario.
Background values from DOE 2001.



0.5' 14 21 28
Feet

PCB-1016

SWMU 226



Legend

- DETECT GREATER THAN ACTION LEVEL
- DETECT GREATER THAN NO ACTION LEVEL
LESS THAN ACTION LEVEL
- DETECT LESS THAN NO ACTION LEVEL
- ▲ DETECT GREATER THAN BACKGROUND
- NONDETECT

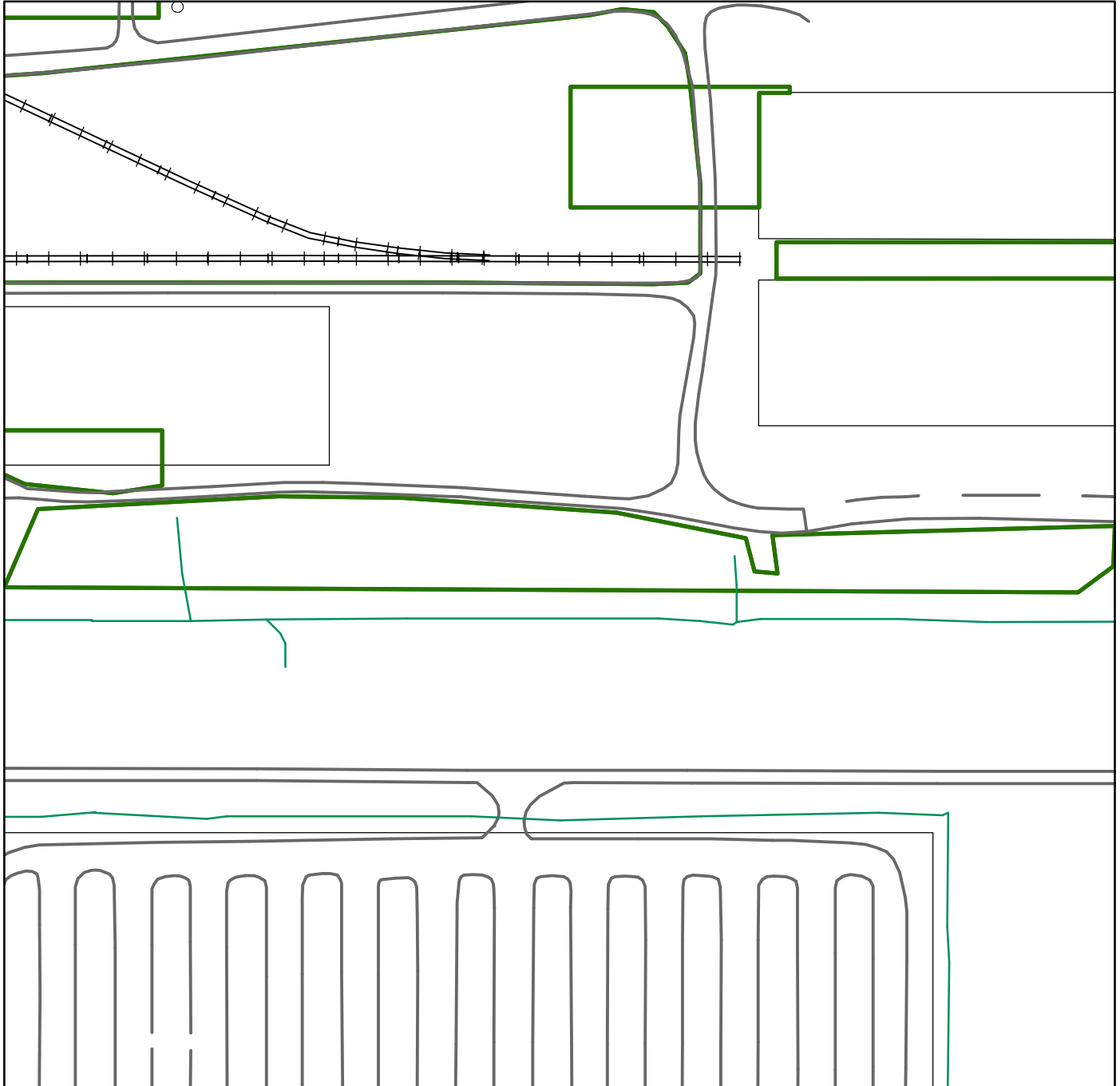
Risk-based action and no action levels taken from
DOE 2001 for the Industrial Worker scenario.
Background values from DOE 2001.



05 0203040
■ ■ ■ Feet

PCB-1016

SWMU 227



Legend

- DETECT GREATER THAN ACTION LEVEL
- DETECT GREATER THAN NO ACTION LEVEL
LESS THAN ACTION LEVEL
- DETECT LESS THAN NO ACTION LEVEL
- ▲ DETECT GREATER THAN BACKGROUND
- NONDETECT

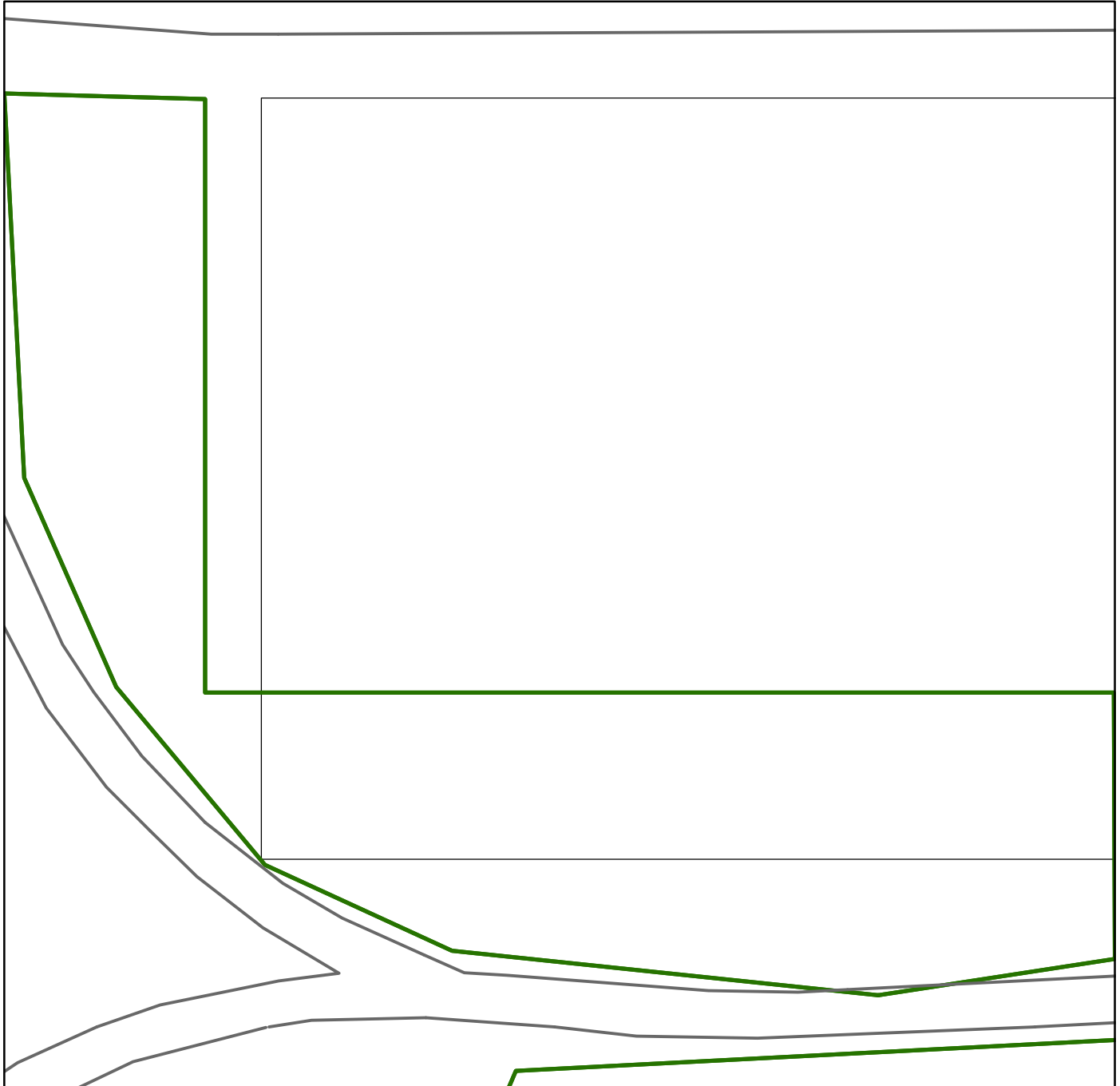
Risk-based action and no action levels taken from
DOE 2001 for the Industrial Worker scenario.
Background values from DOE 2001.



0100406080
[Scale bar] Feet

PCB-1016

SWMU 228



Legend

- DETECT GREATER THAN ACTION LEVEL
- DETECT GREATER THAN NO ACTION LEVEL
LESS THAN ACTION LEVEL
- DETECT LESS THAN NO ACTION LEVEL
- ▲ DETECT GREATER THAN BACKGROUND
- NONDETECT

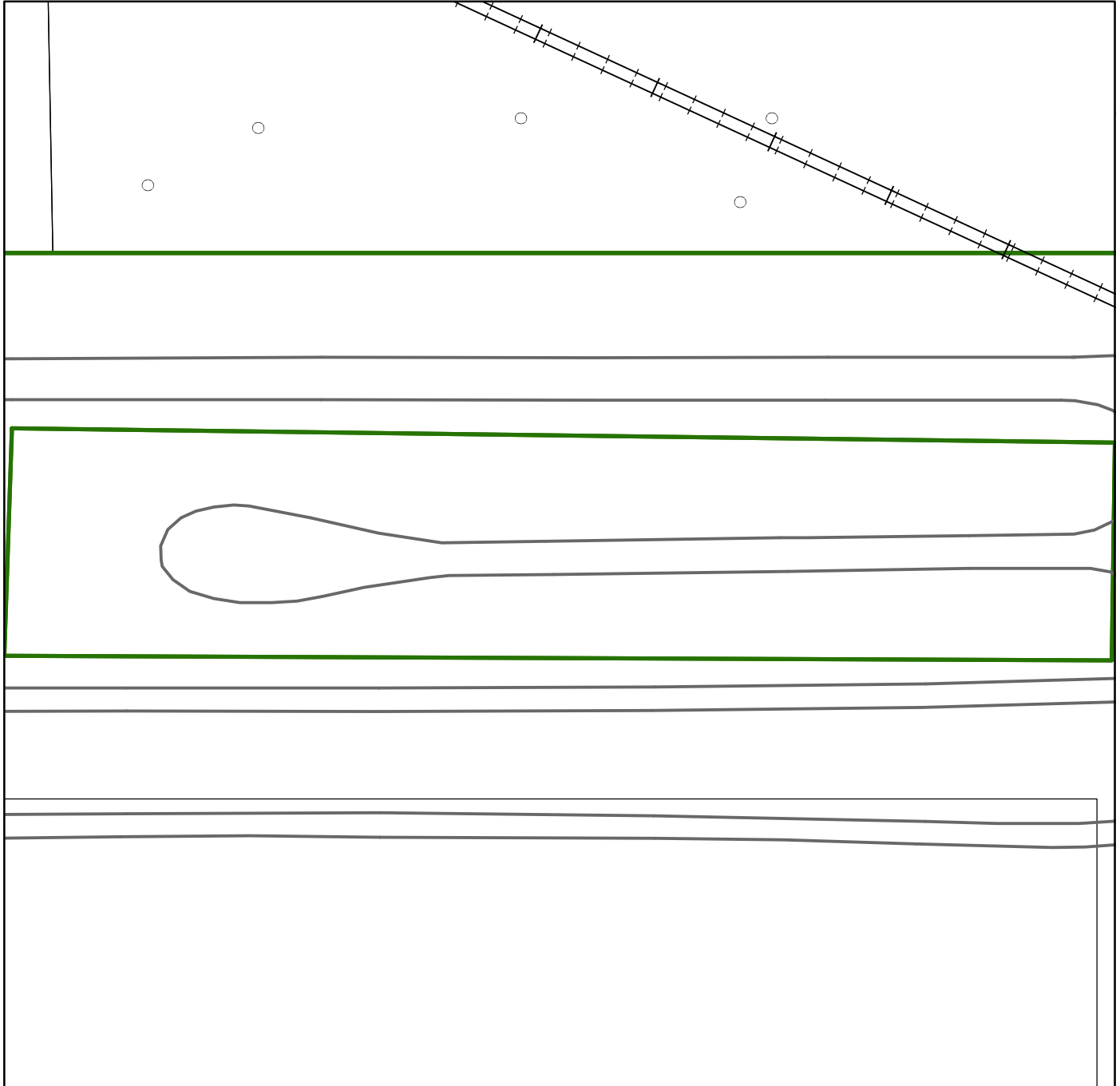
Risk-based action and no action levels taken from
DOE 2001 for the Industrial Worker scenario.
Background values from DOE 2001.



024 8 1216
[Scale bar] Feet

PCB-1016

SWMU 229



Legend

- DETECT GREATER THAN ACTION LEVEL
- DETECT GREATER THAN NO ACTION LEVEL
LESS THAN ACTION LEVEL
- DETECT LESS THAN NO ACTION LEVEL
- ▲ DETECT GREATER THAN BACKGROUND
- NONDETECT

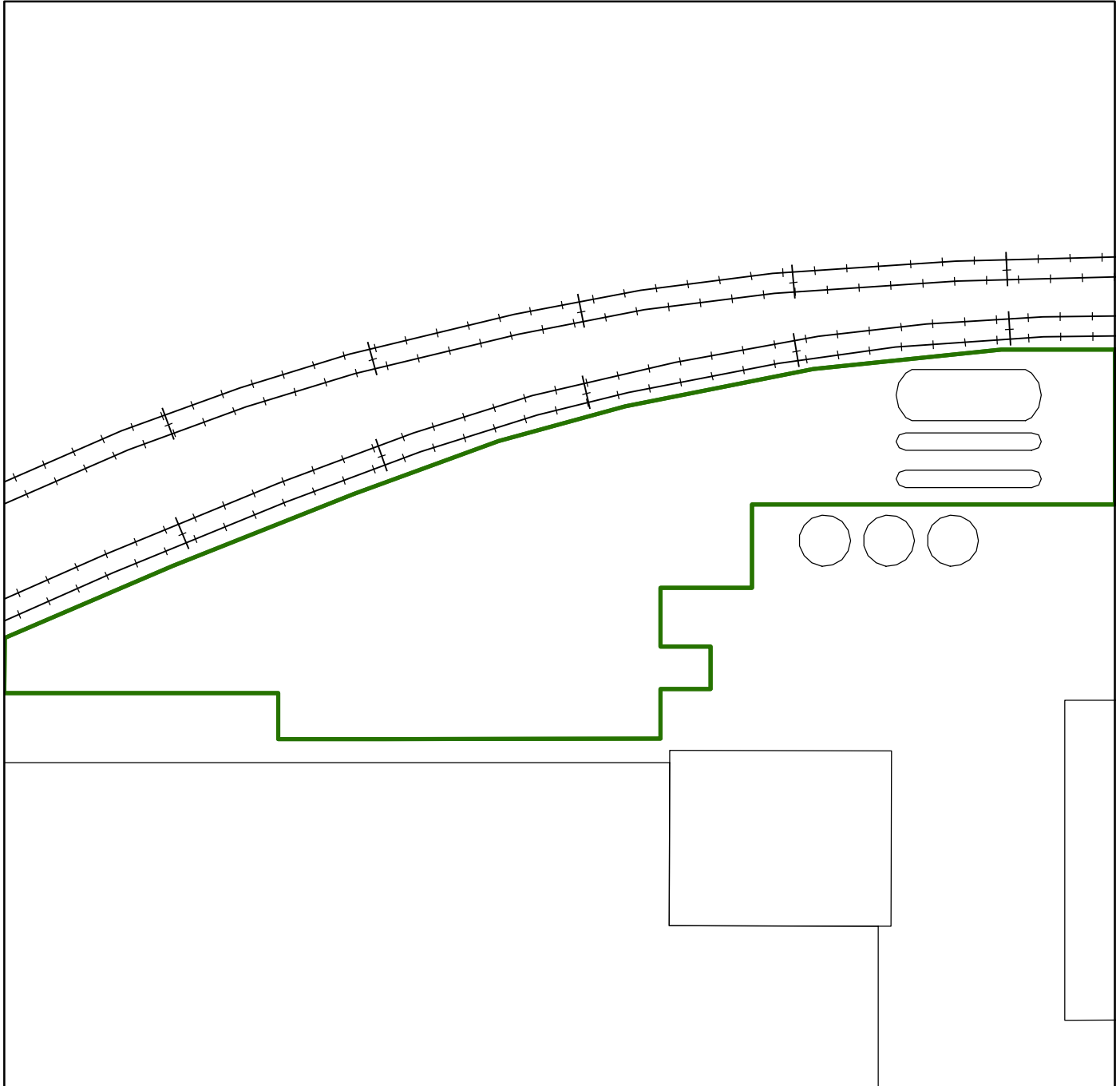
Risk-based action and no action levels taken from
DOE 2001 for the Industrial Worker scenario.
Background values from DOE 2001.



0510203040
■ ■ ■ ■ Feet

PCB-1016

SWMU 483



Legend

- DETECT GREATER THAN ACTION LEVEL
- DETECT GREATER THAN NO ACTION LEVEL
LESS THAN ACTION LEVEL
- DETECT LESS THAN NO ACTION LEVEL
- ▲ DETECT GREATER THAN BACKGROUND
- NONDETECT

Risk-based action and no action levels taken from
DOE 2001 for the Industrial Worker scenario.
Background values from DOE 2001.



036 121824
■ ■ ■ ■ ■ Feet

PCB-1016

SWMU 488



Legend

- DETECT GREATER THAN ACTION LEVEL
- DETECT GREATER THAN NO ACTION LEVEL
LESS THAN ACTION LEVEL
- DETECT LESS THAN NO ACTION LEVEL
- ▲ DETECT GREATER THAN BACKGROUND
- NONDETECT


**Risk-based action and no action levels taken from
DOE 2001 for the Industrial Worker scenario.
Background values from DOE 2001.**



0 0.2 0.4 0.6 0.8
Feet

PCB-1016

SWMU 489



Legend

- DETECT GREATER THAN ACTION LEVEL
- DETECT GREATER THAN NO ACTION LEVEL
LESS THAN ACTION LEVEL
- DETECT LESS THAN NO ACTION LEVEL
- ▲ DETECT GREATER THAN BACKGROUND
- NONDETECT


**Risk-based action and no action levels taken from
DOE 2001 for the Industrial Worker scenario.
Background values from DOE 2001.**



0.5 1 2 3 4
Feet

PCB-1016

SWMU 492



Legend

- DETECT GREATER THAN ACTION LEVEL
- DETECT GREATER THAN NO ACTION LEVEL
LESS THAN ACTION LEVEL
- DETECT LESS THAN NO ACTION LEVEL
- ▲ DETECT GREATER THAN BACKGROUND
- NONDETECT

Risk-based action and no action levels taken from
DOE 2001 for the Industrial Worker scenario.
Background values from DOE 2001.



0 12 4 6 8
Feet

PCB-1016