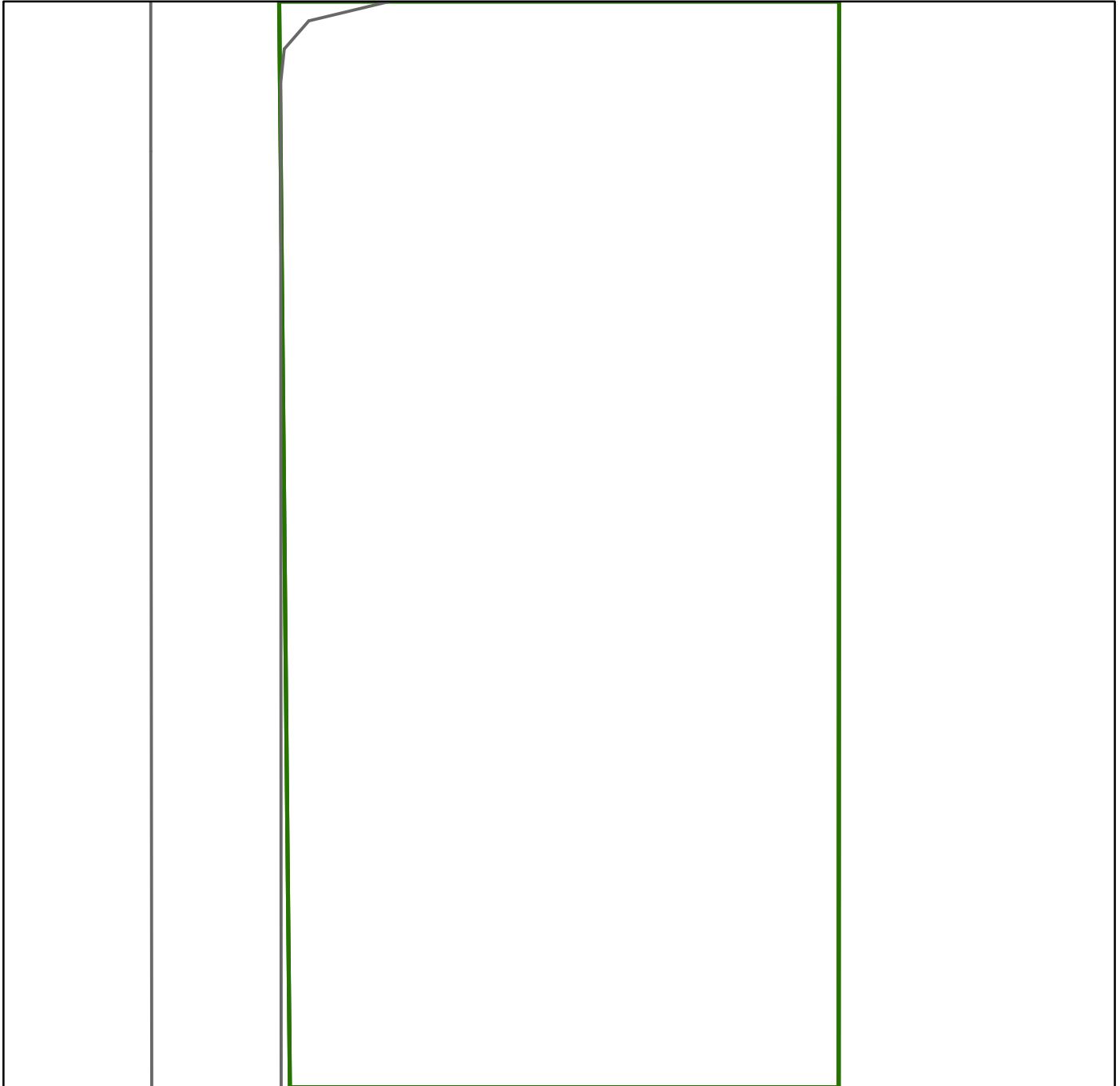


# SWMU 156



## Legend

- DETECT GREATER THAN ACTION LEVEL
- DETECT GREATER THAN NO ACTION LEVEL  
LESS THAN ACTION LEVEL
- DETECT LESS THAN NO ACTION LEVEL
- ▲ DETECT GREATER THAN BACKGROUND
- NONDETECT

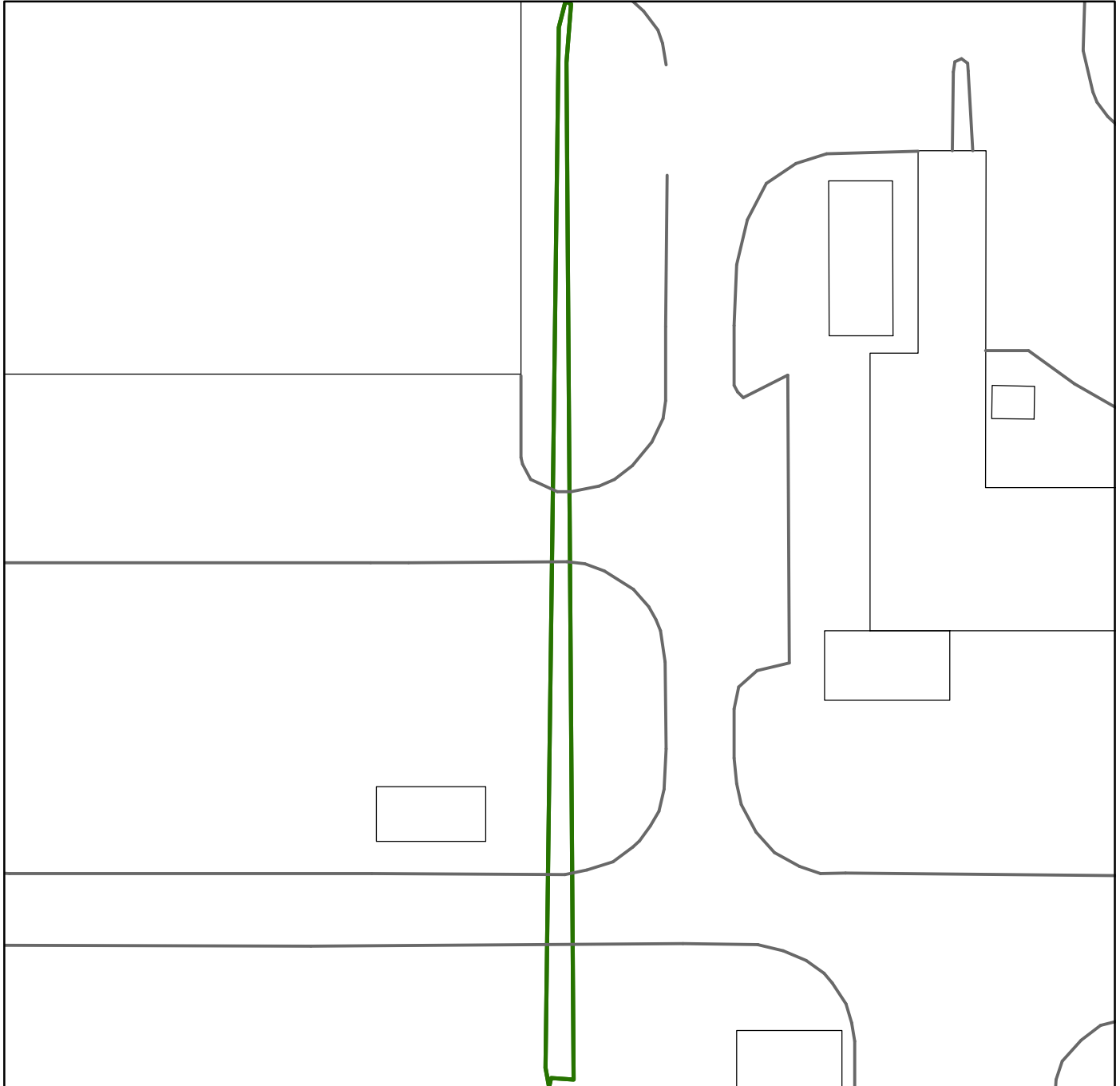
**Risk-based action and no action levels taken from  
DOE 2001 for the Industrial Worker scenario.  
Background values from DOE 2001.**



0.5 10 15 20  
Feet

# PCB-1260

# SWMU 158



## Legend

- DETECT GREATER THAN ACTION LEVEL
- DETECT GREATER THAN NO ACTION LEVEL  
LESS THAN ACTION LEVEL
- DETECT LESS THAN NO ACTION LEVEL
- ▲ DETECT GREATER THAN BACKGROUND
- NONDETECT

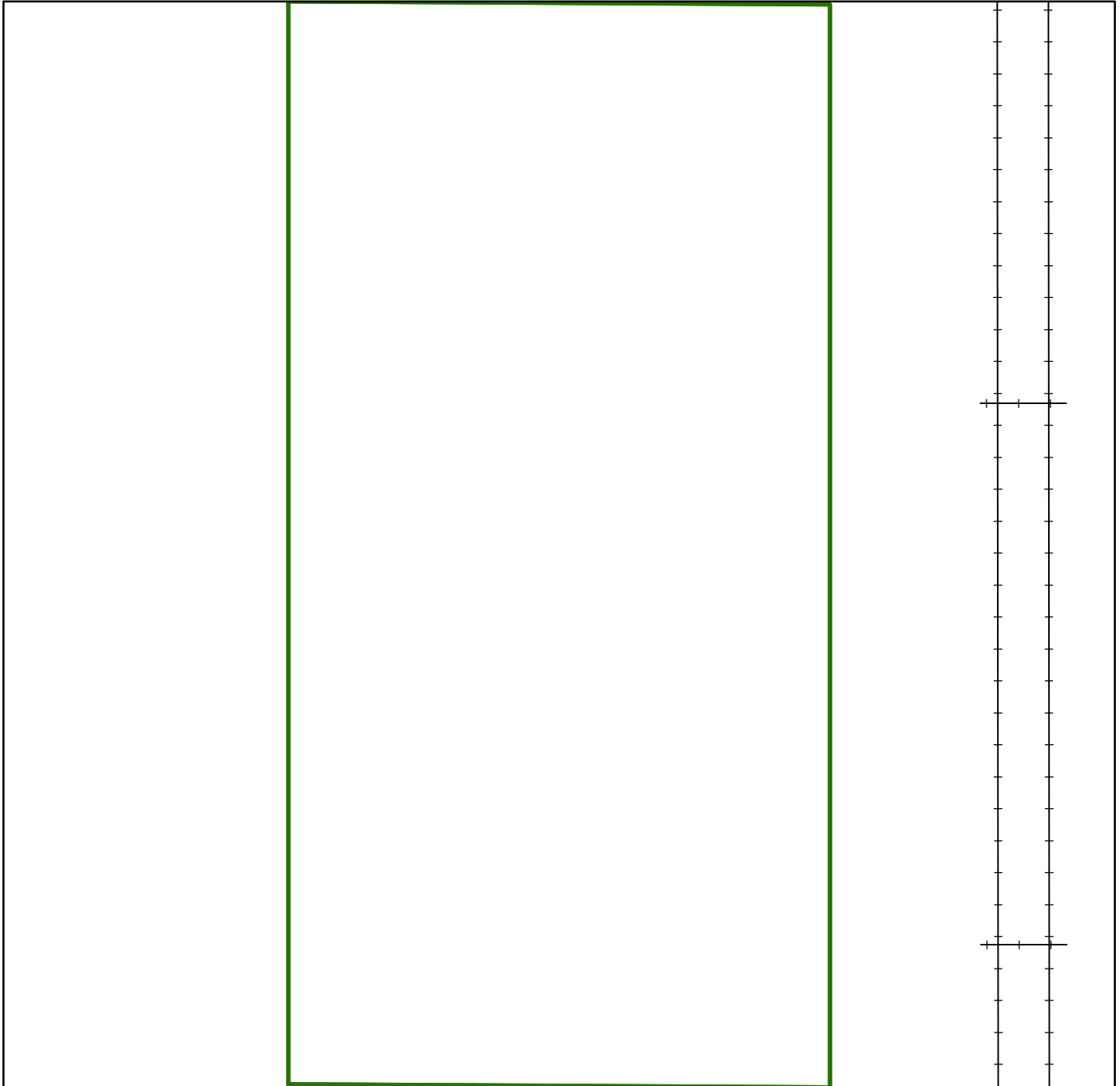
**Risk-based action and no action levels taken from  
DOE 2001 for the Industrial Worker scenario.  
Background values from DOE 2001.**



0 5 10 20 30 40  
Feet

# PCB-1260

# SWMU 160



## Legend

- DETECT GREATER THAN ACTION LEVEL
- DETECT GREATER THAN NO ACTION LEVEL  
LESS THAN ACTION LEVEL
- DETECT LESS THAN NO ACTION LEVEL
- ▲ DETECT GREATER THAN BACKGROUND
- NONDETECT

Risk-based action and no action levels taken from  
DOE 2001 for the Industrial Worker scenario.  
Background values from DOE 2001.



0.25 5 7.5 10  
Feet

# PCB-1260

# SWMU 163



## Legend

- DETECT GREATER THAN ACTION LEVEL
- DETECT GREATER THAN NO ACTION LEVEL  
LESS THAN ACTION LEVEL
- DETECT LESS THAN NO ACTION LEVEL
- ▲ DETECT GREATER THAN BACKGROUND
- NONDETECT

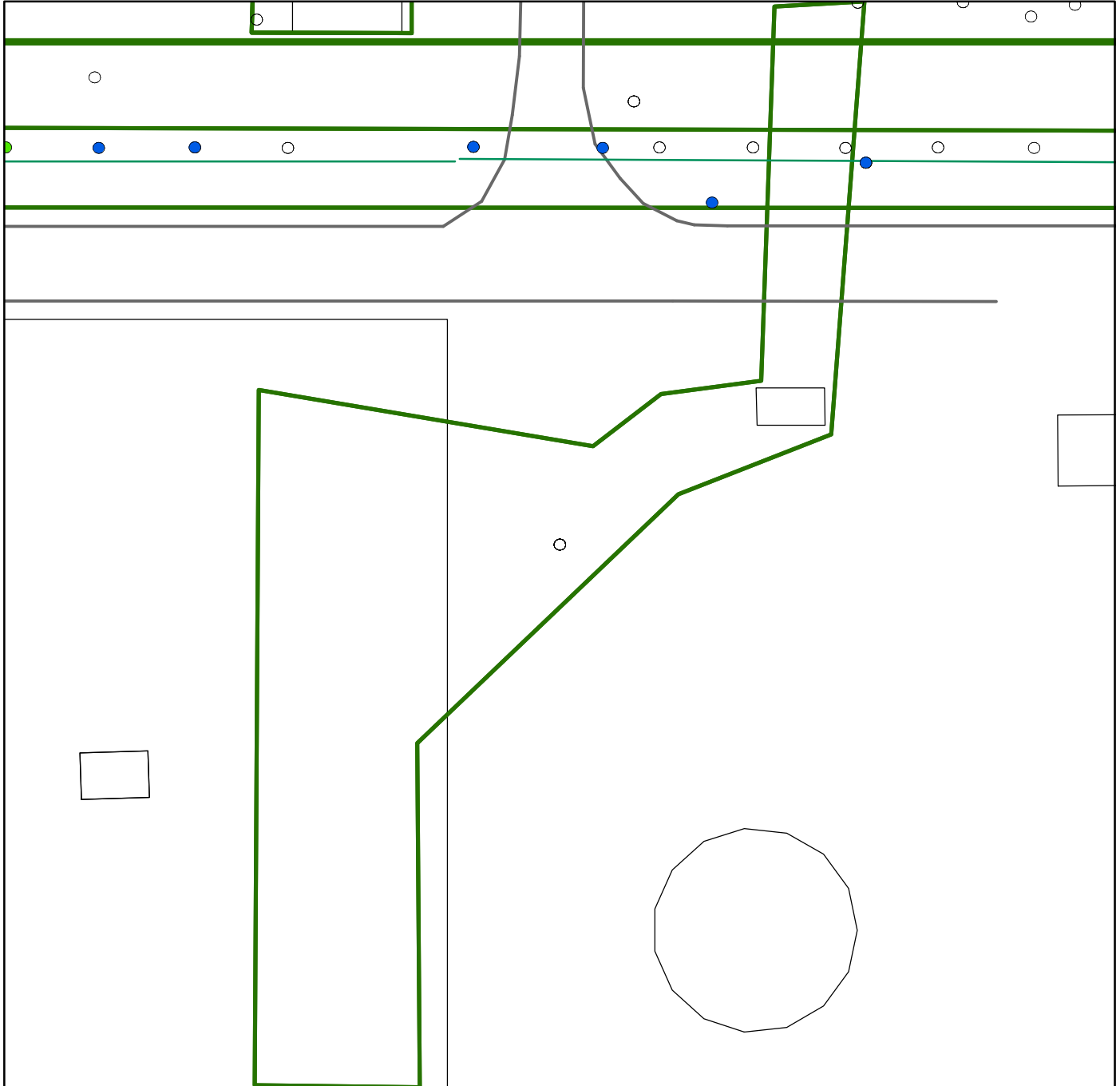
**Risk-based action and no action levels taken from  
DOE 2001 for the Industrial Worker scenario.  
Background values from DOE 2001.**



0 1 2 4 6 8  
Feet

# PCB-1260

# SWMU 165



## Legend

- DETECT GREATER THAN ACTION LEVEL
- DETECT GREATER THAN NO ACTION LEVEL  
LESS THAN ACTION LEVEL
- DETECT LESS THAN NO ACTION LEVEL
- ▲ DETECT GREATER THAN BACKGROUND
- NONDETECT


Risk-based action and no action levels taken from  
DOE 2001 for the Industrial Worker scenario.  
Background values from DOE 2001.



0 9 18 27 36  
Feet

# PCB-1260

# SWMU 169



## Legend

- DETECT GREATER THAN ACTION LEVEL
- DETECT GREATER THAN NO ACTION LEVEL  
LESS THAN ACTION LEVEL
- DETECT LESS THAN NO ACTION LEVEL
- ▲ DETECT GREATER THAN BACKGROUND
- NONDETECT


**Risk-based action and no action levels taken from  
DOE 2001 for the Industrial Worker scenario.  
Background values from DOE 2001.**



0.2 0.4 0.8 1.2 1.6  
Feet

# PCB-1260

# SWMU 170



## Legend

- DETECT GREATER THAN ACTION LEVEL
- DETECT GREATER THAN NO ACTION LEVEL  
LESS THAN ACTION LEVEL
- DETECT LESS THAN NO ACTION LEVEL
- ▲ DETECT GREATER THAN BACKGROUND
- NONDETECT

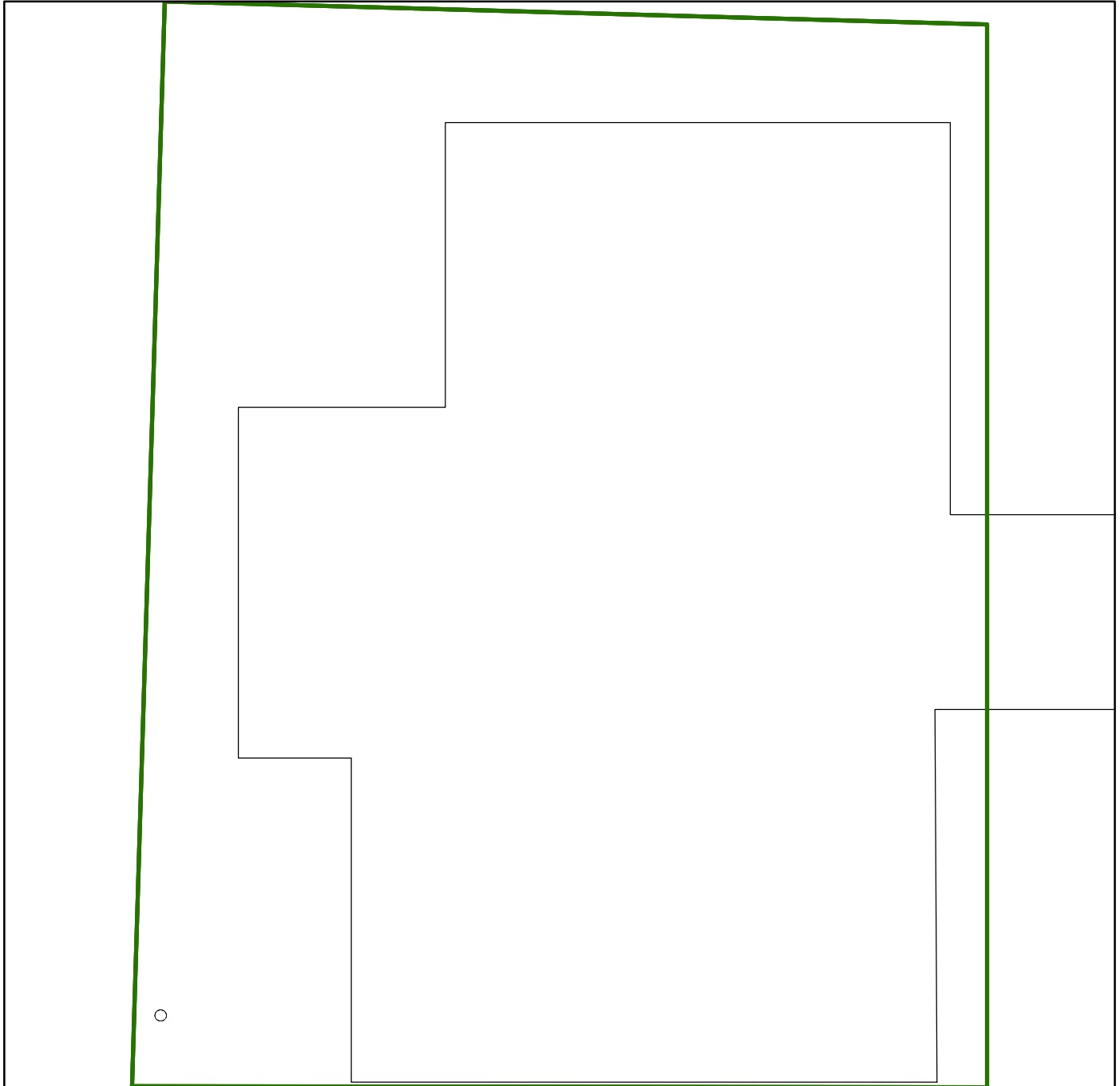
**Risk-based action and no action levels taken from  
DOE 2001 for the Industrial Worker scenario.  
Background values from DOE 2001.**



0.25 1 1.5 2  
Feet

# PCB-1260

# SWMU 172



## Legend

- DETECT GREATER THAN ACTION LEVEL
- DETECT GREATER THAN NO ACTION LEVEL  
LESS THAN ACTION LEVEL
- DETECT LESS THAN NO ACTION LEVEL
- ▲ DETECT GREATER THAN BACKGROUND
- NONDETECT

**Risk-based action and no action levels taken from  
DOE 2001 for the Industrial Worker scenario.  
Background values from DOE 2001.**



0 12 4 6 8  
■ ■ ■ ■ ■ Feet

# PCB-1260



# SWMU 176



## Legend

- DETECT GREATER THAN ACTION LEVEL
- DETECT GREATER THAN NO ACTION LEVEL  
LESS THAN ACTION LEVEL
- DETECT LESS THAN NO ACTION LEVEL
- ▲ DETECT GREATER THAN BACKGROUND
- NONDETECT


**Risk-based action and no action levels taken from  
DOE 2001 for the Industrial Worker scenario.  
Background values from DOE 2001.**



0.25 5 7.5 10  
■ ■ ■ ■ Feet

# PCB-1260

# SWMU 177



## Legend

- DETECT GREATER THAN ACTION LEVEL
- DETECT GREATER THAN NO ACTION LEVEL  
LESS THAN ACTION LEVEL
- DETECT LESS THAN NO ACTION LEVEL
- ▲ DETECT GREATER THAN BACKGROUND
- NONDETECT

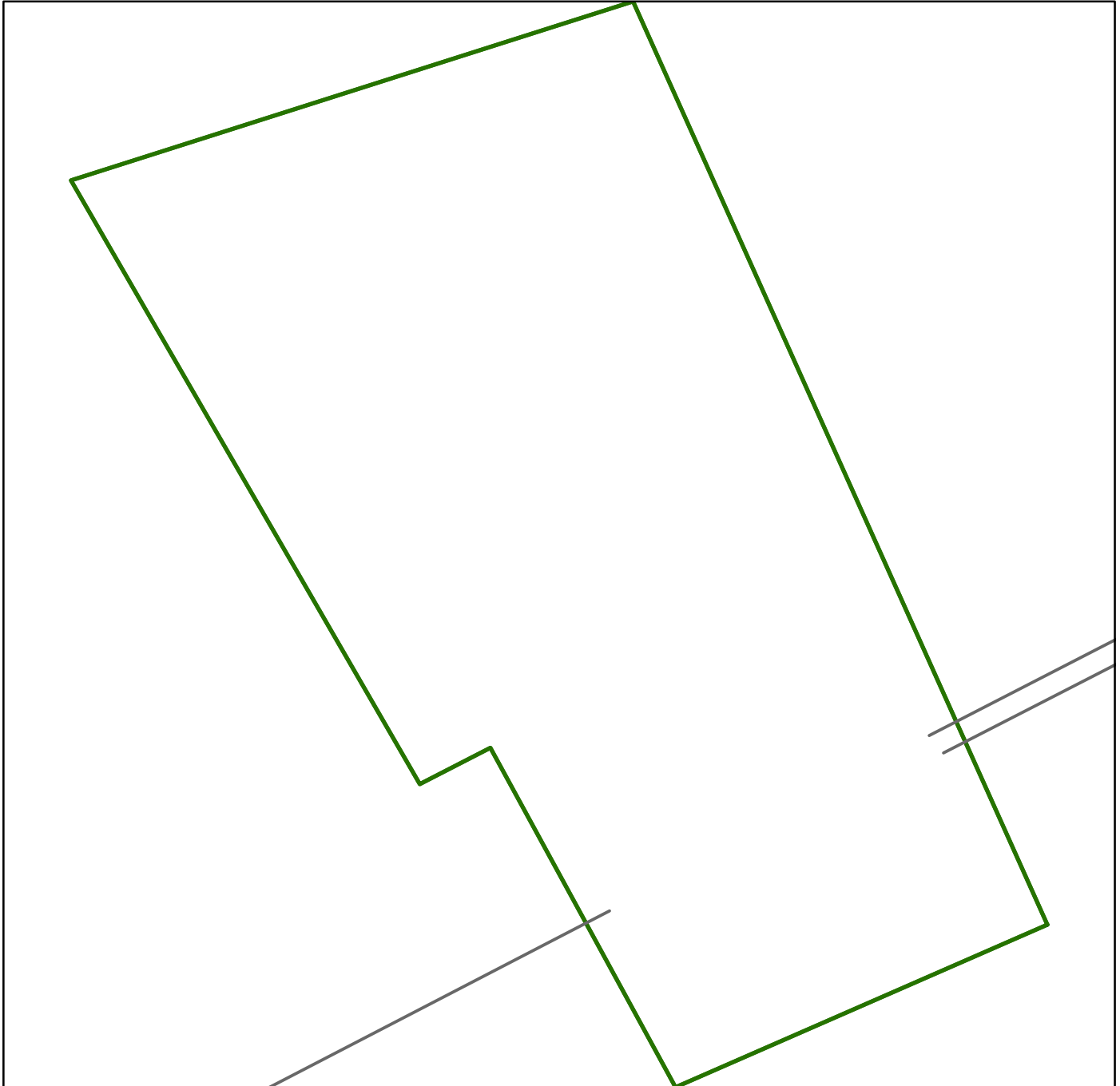
**Risk-based action and no action levels taken from  
DOE 2001 for the Industrial Worker scenario.  
Background values from DOE 2001.**



01.53 6 9 12  
■ ■ ■ ■ Feet

# PCB-1260

# SWMU 180



## Legend

- DETECT GREATER THAN ACTION LEVEL
- DETECT GREATER THAN NO ACTION LEVEL  
LESS THAN ACTION LEVEL
- DETECT LESS THAN NO ACTION LEVEL
- ▲ DETECT GREATER THAN BACKGROUND
- NONDETECT

Risk-based action and no action levels taken from  
DOE 2001 for the Industrial Worker scenario.  
Background values from DOE 2001.



0510203040  
■ Feet

# PCB-1260

# SWMU 181



## Legend

- DETECT GREATER THAN ACTION LEVEL
- DETECT GREATER THAN NO ACTION LEVEL  
LESS THAN ACTION LEVEL
- DETECT LESS THAN NO ACTION LEVEL
- ▲ DETECT GREATER THAN BACKGROUND
- NONDETECT

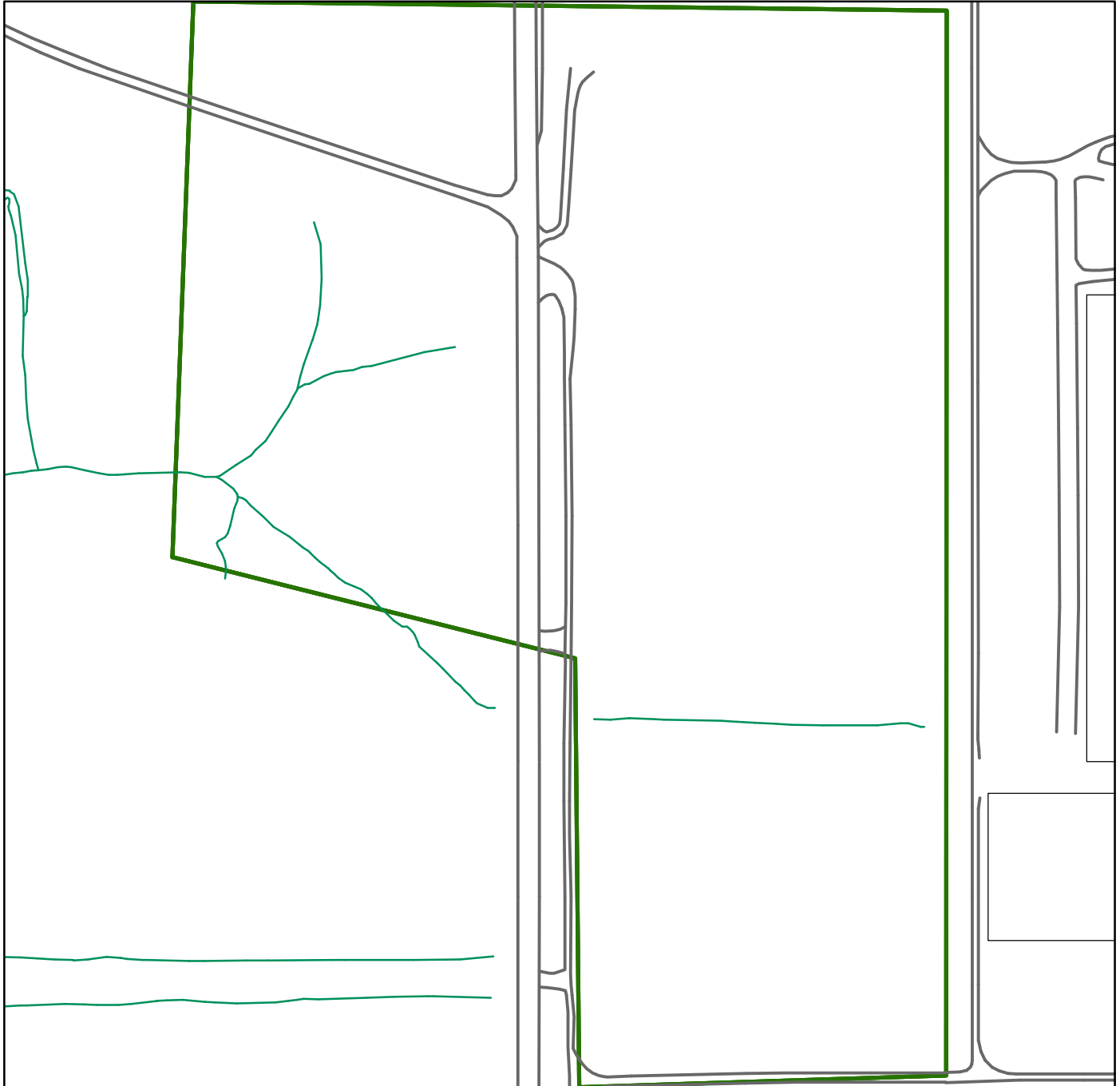
Risk-based action and no action levels taken from  
DOE 2001 for the Industrial Worker scenario.  
Background values from DOE 2001.



0.5 142128  
Feet

# PCB-1260

# SWMU 194



## Legend

- DETECT GREATER THAN ACTION LEVEL
- DETECT GREATER THAN NO ACTION LEVEL  
LESS THAN ACTION LEVEL
- DETECT LESS THAN NO ACTION LEVEL
- ▲ DETECT GREATER THAN BACKGROUND
- NONDETECT

Risk-based action and no action levels taken from  
DOE 2001 for the Industrial Worker scenario.  
Background values from DOE 2001.



0250100150200  
■ ■ ■ ■ ■ Feet

# PCB-1260

# SWMU 195a



## Legend

- DETECT GREATER THAN ACTION LEVEL
- DETECT GREATER THAN NO ACTION LEVEL  
LESS THAN ACTION LEVEL
- DETECT LESS THAN NO ACTION LEVEL
- ▲ DETECT GREATER THAN BACKGROUND
- NONDETECT


Risk-based action and no action levels taken from  
DOE 2001 for the Industrial Worker scenario.  
Background values from DOE 2001.



0 20 40 60 80  
Feet

# PCB-1260

# SWMU 195b



## Legend

- DETECT GREATER THAN ACTION LEVEL
- DETECT GREATER THAN NO ACTION LEVEL  
LESS THAN ACTION LEVEL
- DETECT LESS THAN NO ACTION LEVEL
- ▲ DETECT GREATER THAN BACKGROUND
- NONDETECT

Risk-based action and no action levels taken from  
DOE 2001 for the Industrial Worker scenario.  
Background values from DOE 2001.



0 9 18 27 36  
Feet

# PCB-1260

# SWMU 196a



## Legend

- DETECT GREATER THAN ACTION LEVEL
- DETECT GREATER THAN NO ACTION LEVEL  
LESS THAN ACTION LEVEL
- DETECT LESS THAN NO ACTION LEVEL
- ▲ DETECT GREATER THAN BACKGROUND
- NONDETECT

Risk-based action and no action levels taken from  
DOE 2001 for the Industrial Worker scenario.  
Background values from DOE 2001.




0.5 10 15 20  
Feet

# PCB-1260



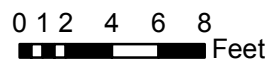
# SWMU 196b



## Legend


- DETECT GREATER THAN ACTION LEVEL
- DETECT GREATER THAN NO ACTION LEVEL  
LESS THAN ACTION LEVEL
- DETECT LESS THAN NO ACTION LEVEL
- ▲ DETECT GREATER THAN BACKGROUND
- NONDETECT

**Risk-based action and no action levels taken from  
DOE 2001 for the Industrial Worker scenario.  
Background values from DOE 2001.**



# PCB-1260

# SWMU 200



## Legend

- DETECT GREATER THAN ACTION LEVEL
- DETECT GREATER THAN NO ACTION LEVEL  
LESS THAN ACTION LEVEL
- DETECT LESS THAN NO ACTION LEVEL
- ▲ DETECT GREATER THAN BACKGROUND
- NONDETECT

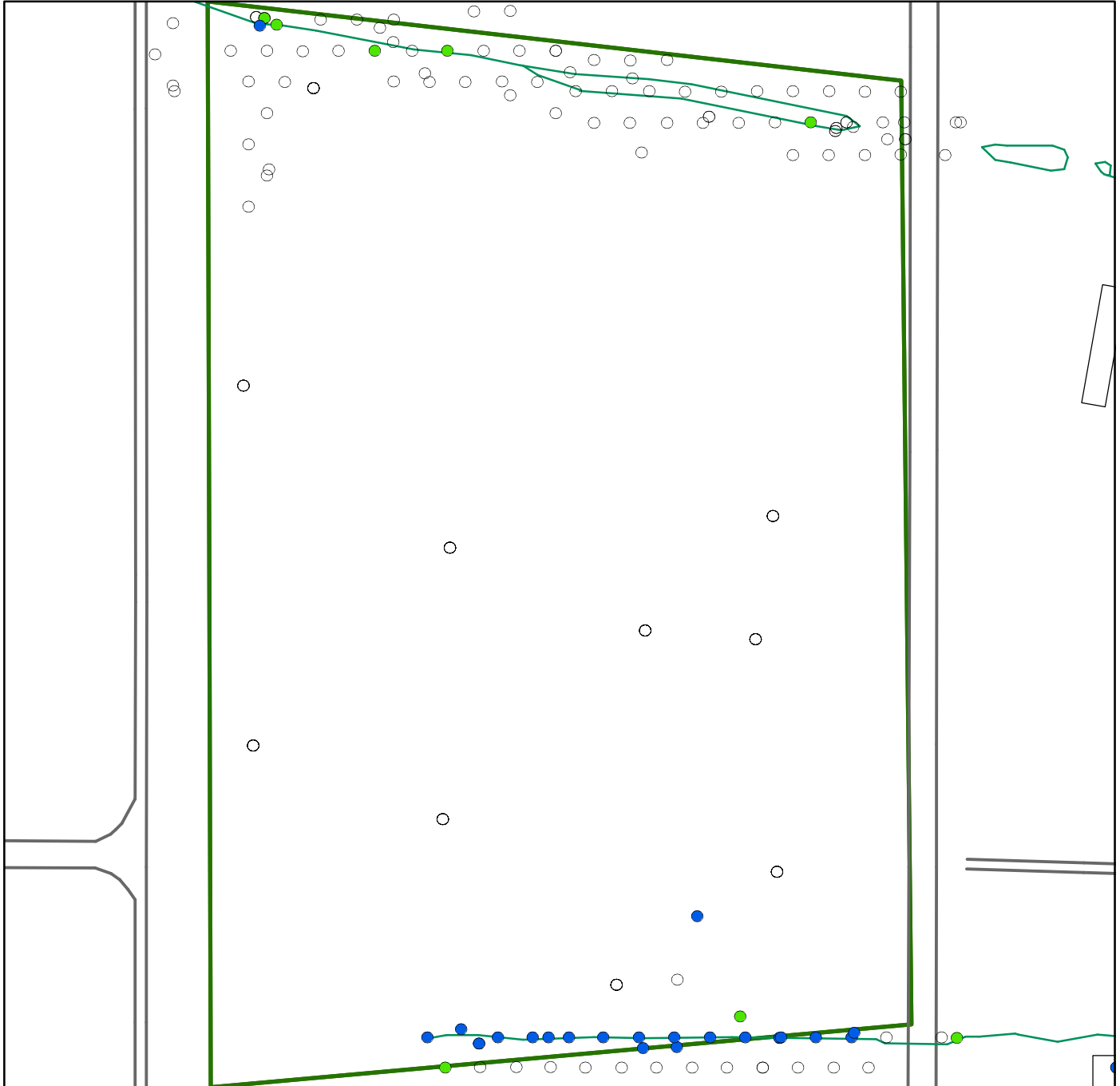
**Risk-based action and no action levels taken from  
DOE 2001 for the Industrial Worker scenario.  
Background values from DOE 2001.**



0 5 10 20 30 40  
Feet

# PCB-1260

# SWMU 204



## Legend

- DETECT GREATER THAN ACTION LEVEL
- DETECT GREATER THAN NO ACTION LEVEL  
LESS THAN ACTION LEVEL
- DETECT LESS THAN NO ACTION LEVEL
- ▲ DETECT GREATER THAN BACKGROUND
- NONDETECT

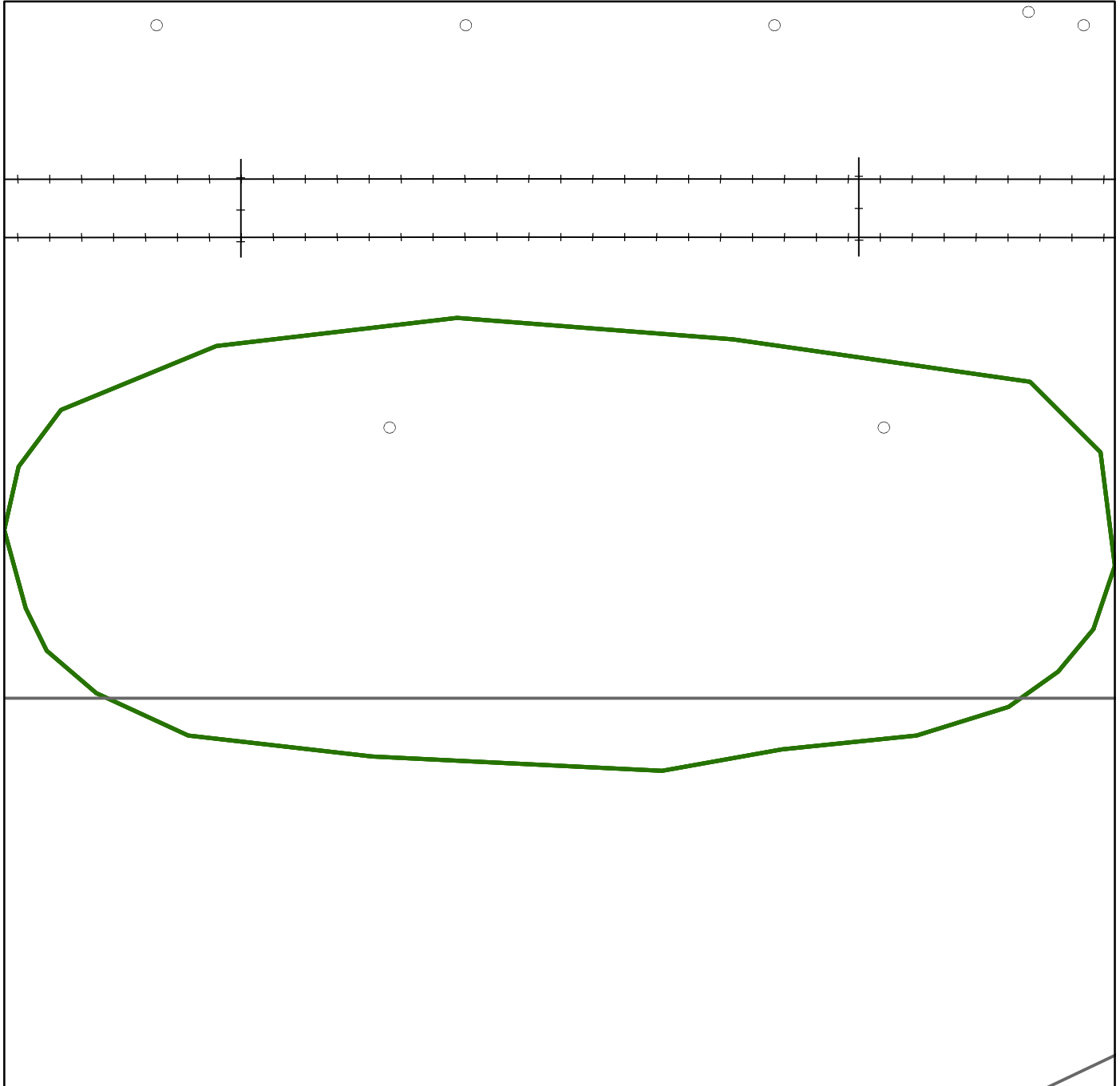
Risk-based action and no action levels taken from  
DOE 2001 for the Industrial Worker scenario.  
Background values from DOE 2001.



0 150 60 90 120  
Feet

# PCB-1260

# SWMU 211



## Legend

- DETECT GREATER THAN ACTION LEVEL
- DETECT GREATER THAN NO ACTION LEVEL  
LESS THAN ACTION LEVEL
- DETECT LESS THAN NO ACTION LEVEL
- ▲ DETECT GREATER THAN BACKGROUND
- NONDETECT

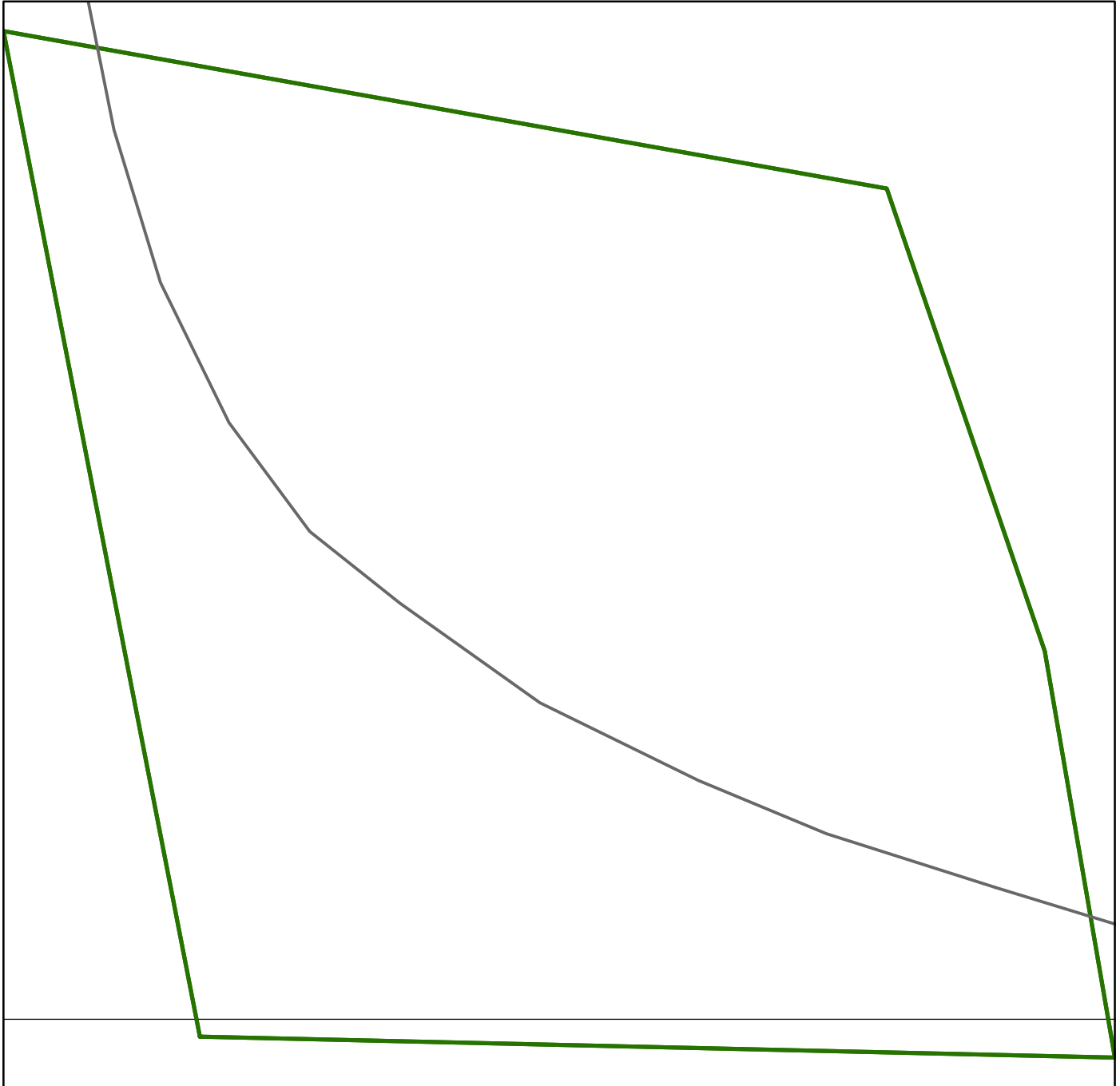
Risk-based action and no action levels taken from  
DOE 2001 for the Industrial Worker scenario.  
Background values from DOE 2001.



01.53 6 9 12  
Feet

# PCB-1260

# SWMU 212



## Legend

- DETECT GREATER THAN ACTION LEVEL
- DETECT GREATER THAN NO ACTION LEVEL  
LESS THAN ACTION LEVEL
- DETECT LESS THAN NO ACTION LEVEL
- ▲ DETECT GREATER THAN BACKGROUND
- NONDETECT

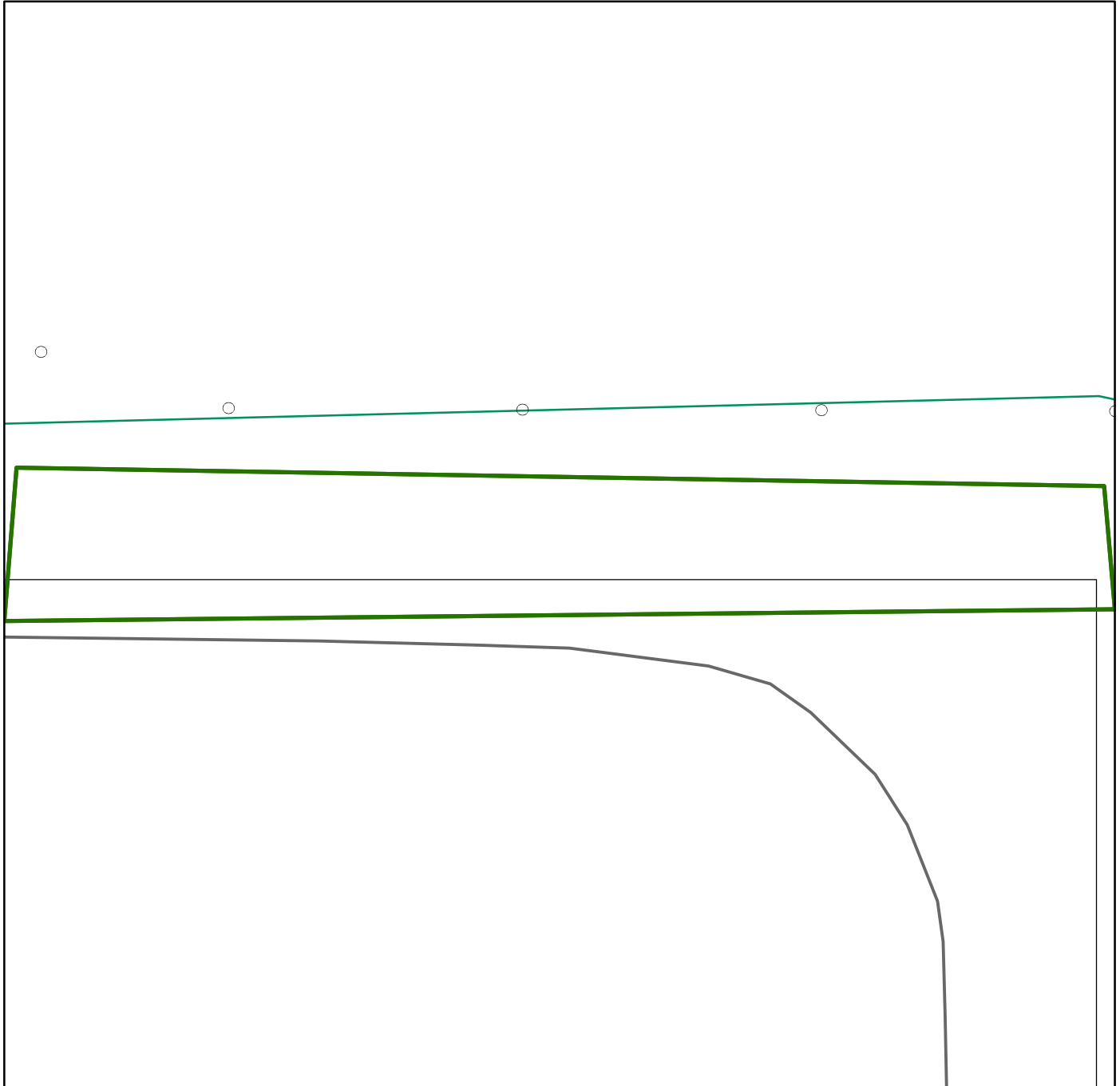
Risk-based action and no action levels taken from  
DOE 2001 for the Industrial Worker scenario.  
Background values from DOE 2001.



0.25 5 7.5 10  
Feet

# PCB-1260

# SWMU 213



## Legend

- DETECT GREATER THAN ACTION LEVEL
- DETECT GREATER THAN NO ACTION LEVEL  
LESS THAN ACTION LEVEL
- DETECT LESS THAN NO ACTION LEVEL
- ▲ DETECT GREATER THAN BACKGROUND
- NONDETECT


Risk-based action and no action levels taken from  
DOE 2001 for the Industrial Worker scenario.  
Background values from DOE 2001.



0 2 4 8 12 16  
Feet

# PCB-1260

# SWMU 214



## Legend

- DETECT GREATER THAN ACTION LEVEL
- DETECT GREATER THAN NO ACTION LEVEL  
LESS THAN ACTION LEVEL
- DETECT LESS THAN NO ACTION LEVEL
- ▲ DETECT GREATER THAN BACKGROUND
- NONDETECT

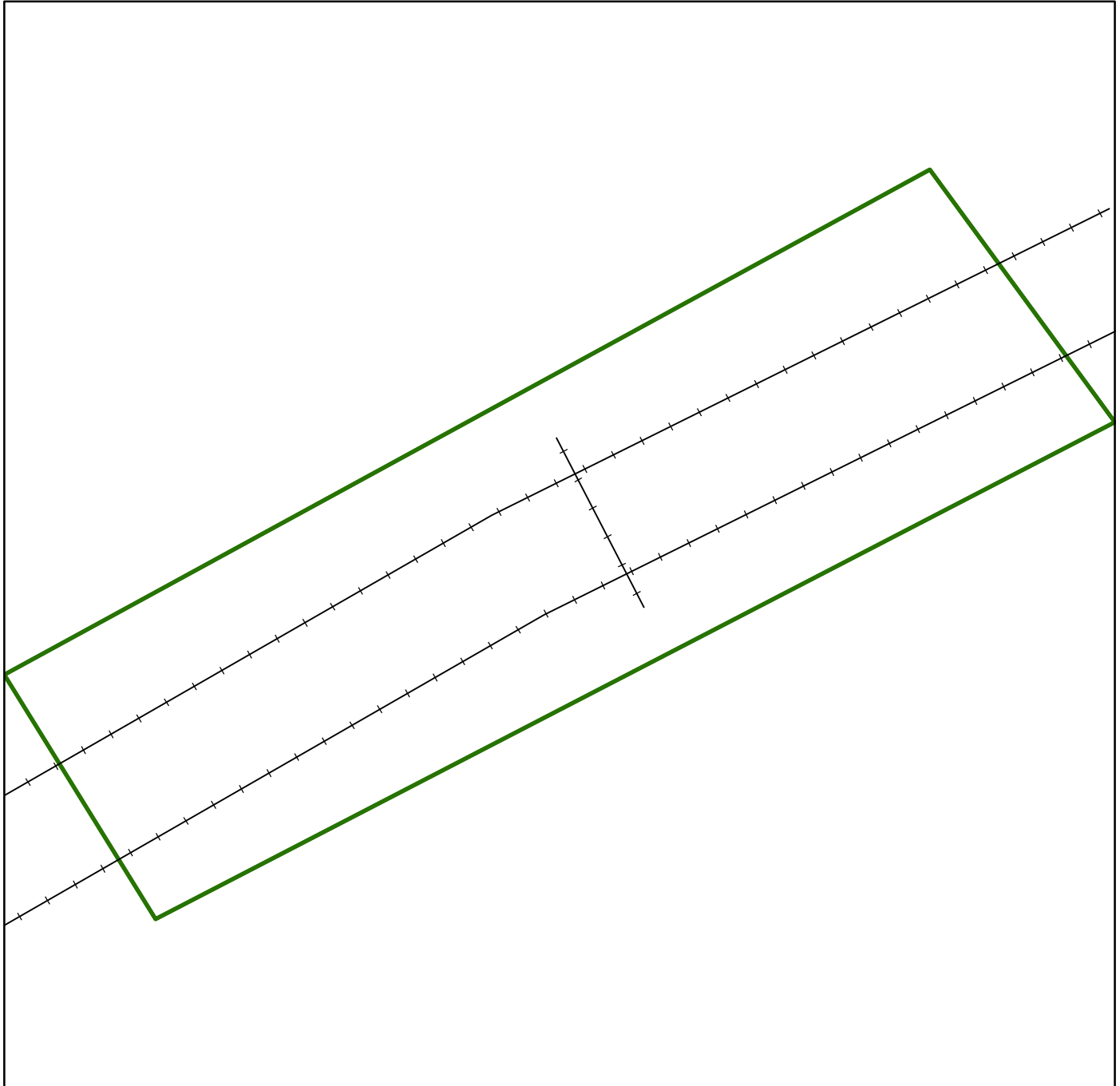
**Risk-based action and no action levels taken from  
DOE 2001 for the Industrial Worker scenario.  
Background values from DOE 2001.**



0.51 2 3 4  
■ ■ ■ ■ Feet

# PCB-1260

# SWMU 215



## Legend

- DETECT GREATER THAN ACTION LEVEL
- DETECT GREATER THAN NO ACTION LEVEL  
LESS THAN ACTION LEVEL
- DETECT LESS THAN NO ACTION LEVEL
- ▲ DETECT GREATER THAN BACKGROUND
- NONDETECT

Risk-based action and no action levels taken from  
DOE 2001 for the Industrial Worker scenario.  
Background values from DOE 2001.




0.5 2 3 4  
Feet

# PCB-1260



# SWMU 216



## Legend

- DETECT GREATER THAN ACTION LEVEL
- DETECT GREATER THAN NO ACTION LEVEL  
LESS THAN ACTION LEVEL
- DETECT LESS THAN NO ACTION LEVEL
- ▲ DETECT GREATER THAN BACKGROUND
- NONDETECT

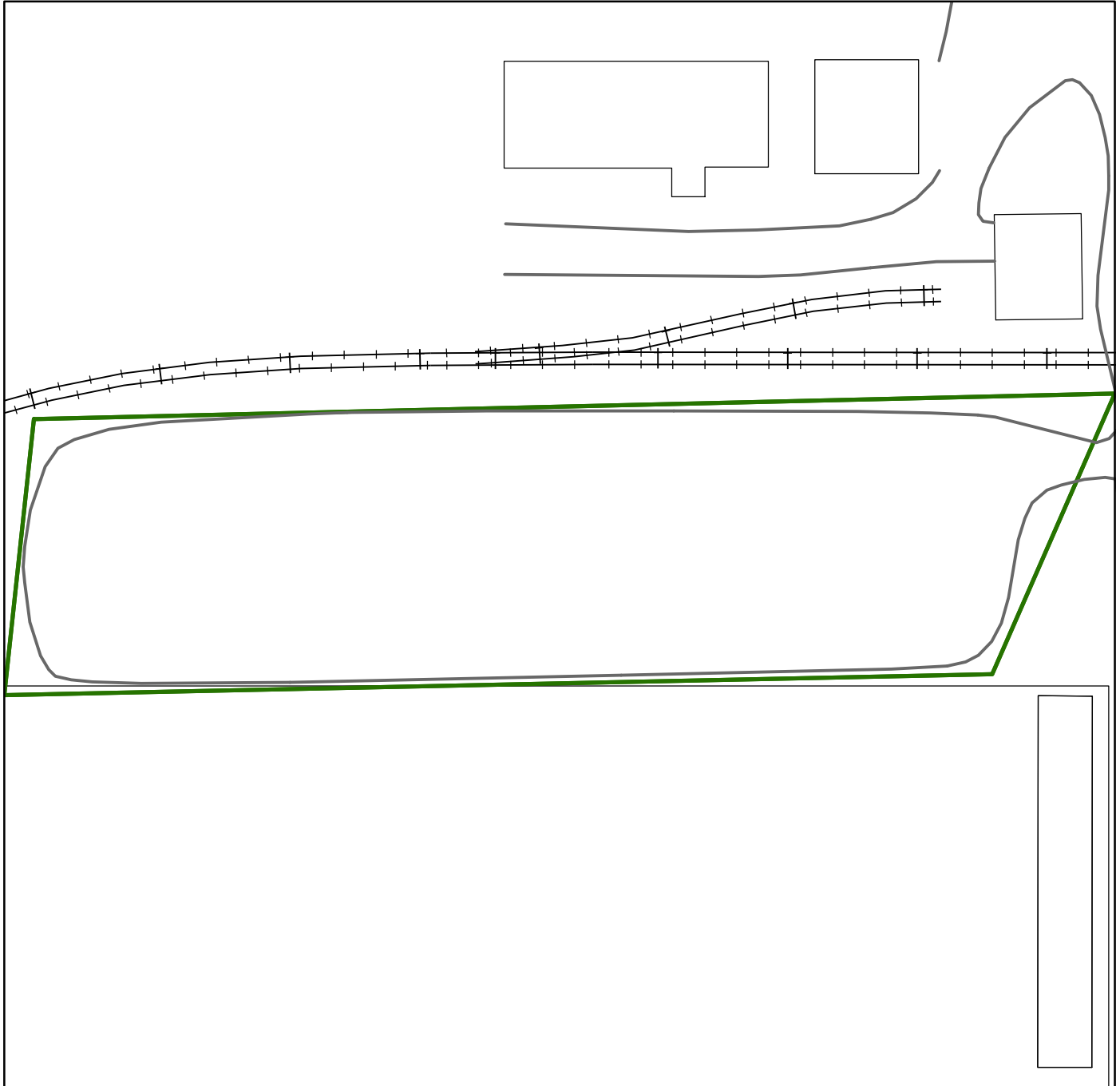
Risk-based action and no action levels taken from  
DOE 2001 for the Industrial Worker scenario.  
Background values from DOE 2001.



0.5 2 3 4  
■ Feet

# PCB-1260

# SWMU 217



## Legend

- DETECT GREATER THAN ACTION LEVEL
- DETECT GREATER THAN NO ACTION LEVEL  
LESS THAN ACTION LEVEL
- DETECT LESS THAN NO ACTION LEVEL
- ▲ DETECT GREATER THAN BACKGROUND
- NONDETECT


Risk-based action and no action levels taken from  
DOE 2001 for the Industrial Worker scenario.  
Background values from DOE 2001.



0.5 182736  
Feet

# PCB-1260

# SWMU 218



## Legend

- DETECT GREATER THAN ACTION LEVEL
- DETECT GREATER THAN NO ACTION LEVEL  
LESS THAN ACTION LEVEL
- DETECT LESS THAN NO ACTION LEVEL
- ▲ DETECT GREATER THAN BACKGROUND
- NONDETECT

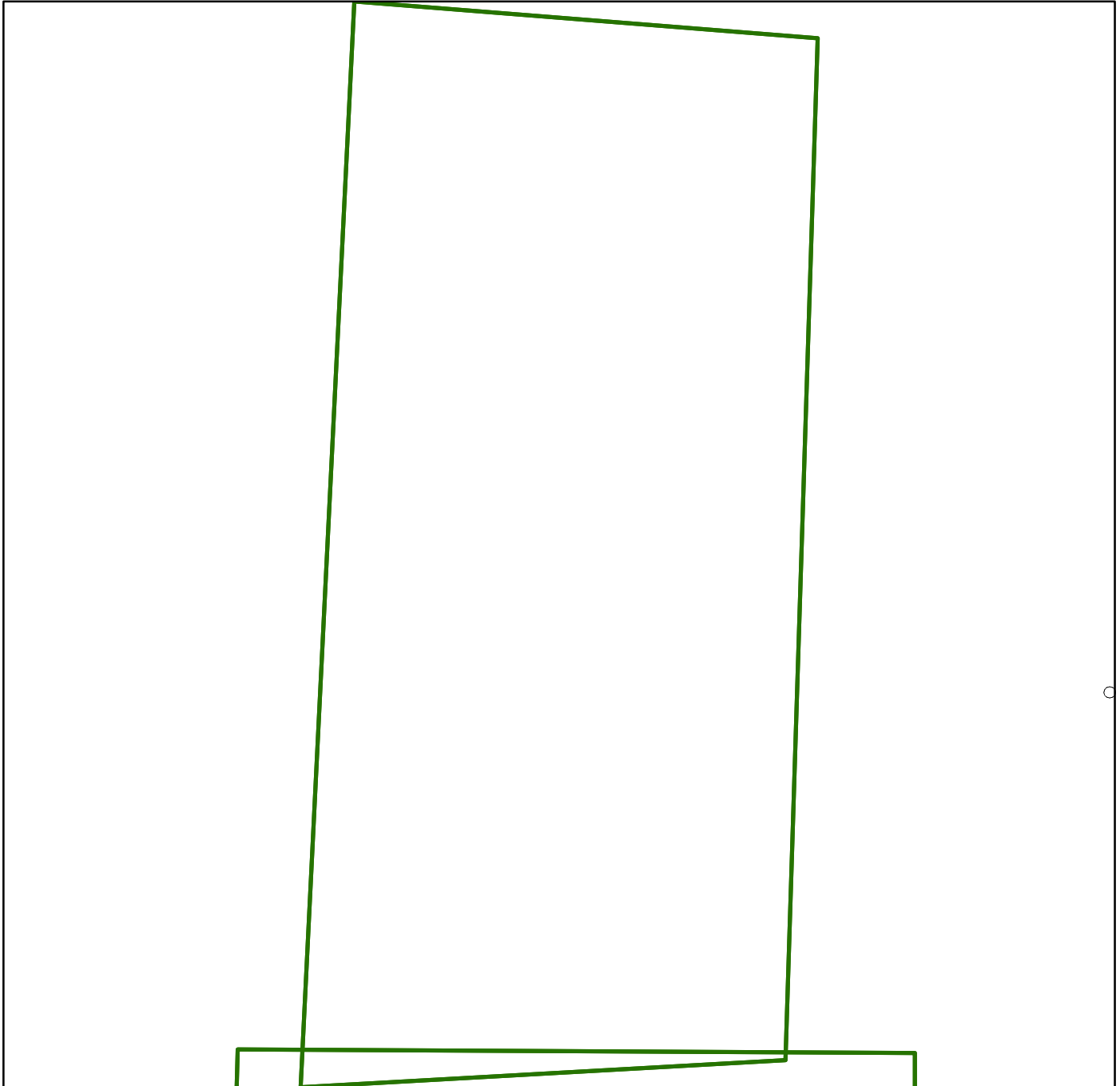
Risk-based action and no action levels taken from  
DOE 2001 for the Industrial Worker scenario.  
Background values from DOE 2001.



0.5 6 9 12  
■ Feet

# PCB-1260

# SWMU 219



## Legend

- DETECT GREATER THAN ACTION LEVEL
- DETECT GREATER THAN NO ACTION LEVEL  
LESS THAN ACTION LEVEL
- DETECT LESS THAN NO ACTION LEVEL
- ▲ DETECT GREATER THAN BACKGROUND
- NONDETECT

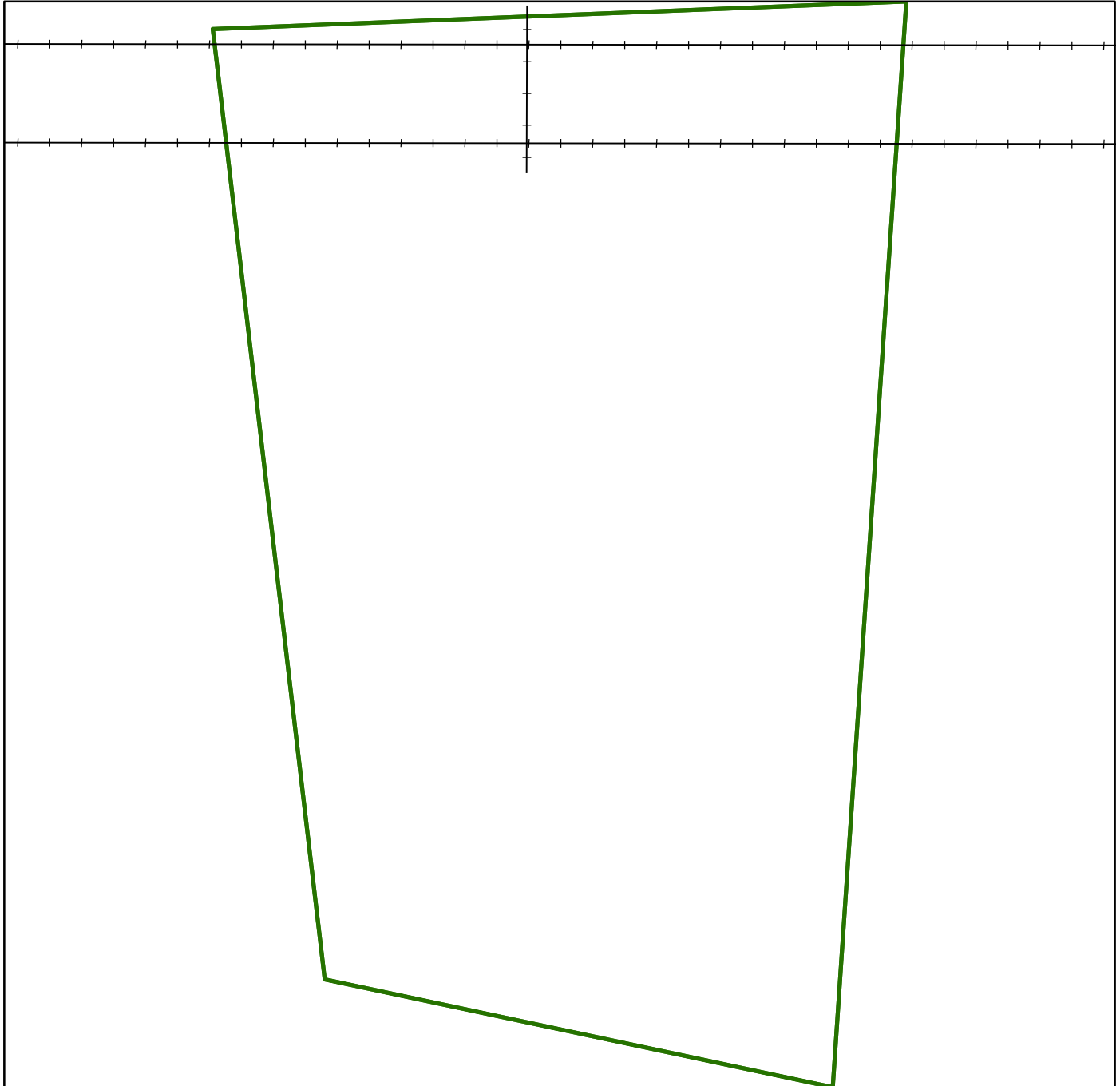
Risk-based action and no action levels taken from  
DOE 2001 for the Industrial Worker scenario.  
Background values from DOE 2001.



0.5 2 3 4  
■ Feet

# PCB-1260

# SWMU 220



## Legend

- DETECT GREATER THAN ACTION LEVEL
- DETECT GREATER THAN NO ACTION LEVEL  
LESS THAN ACTION LEVEL
- DETECT LESS THAN NO ACTION LEVEL
- ▲ DETECT GREATER THAN BACKGROUND
- NONDETECT


Risk-based action and no action levels taken from  
DOE 2001 for the Industrial Worker scenario.  
Background values from DOE 2001.



005.2.3.6  
11 Feet

# PCB-1260

# SWMU 221



## Legend

- DETECT GREATER THAN ACTION LEVEL
- DETECT GREATER THAN NO ACTION LEVEL  
LESS THAN ACTION LEVEL
- DETECT LESS THAN NO ACTION LEVEL
- ▲ DETECT GREATER THAN BACKGROUND
- NONDETECT

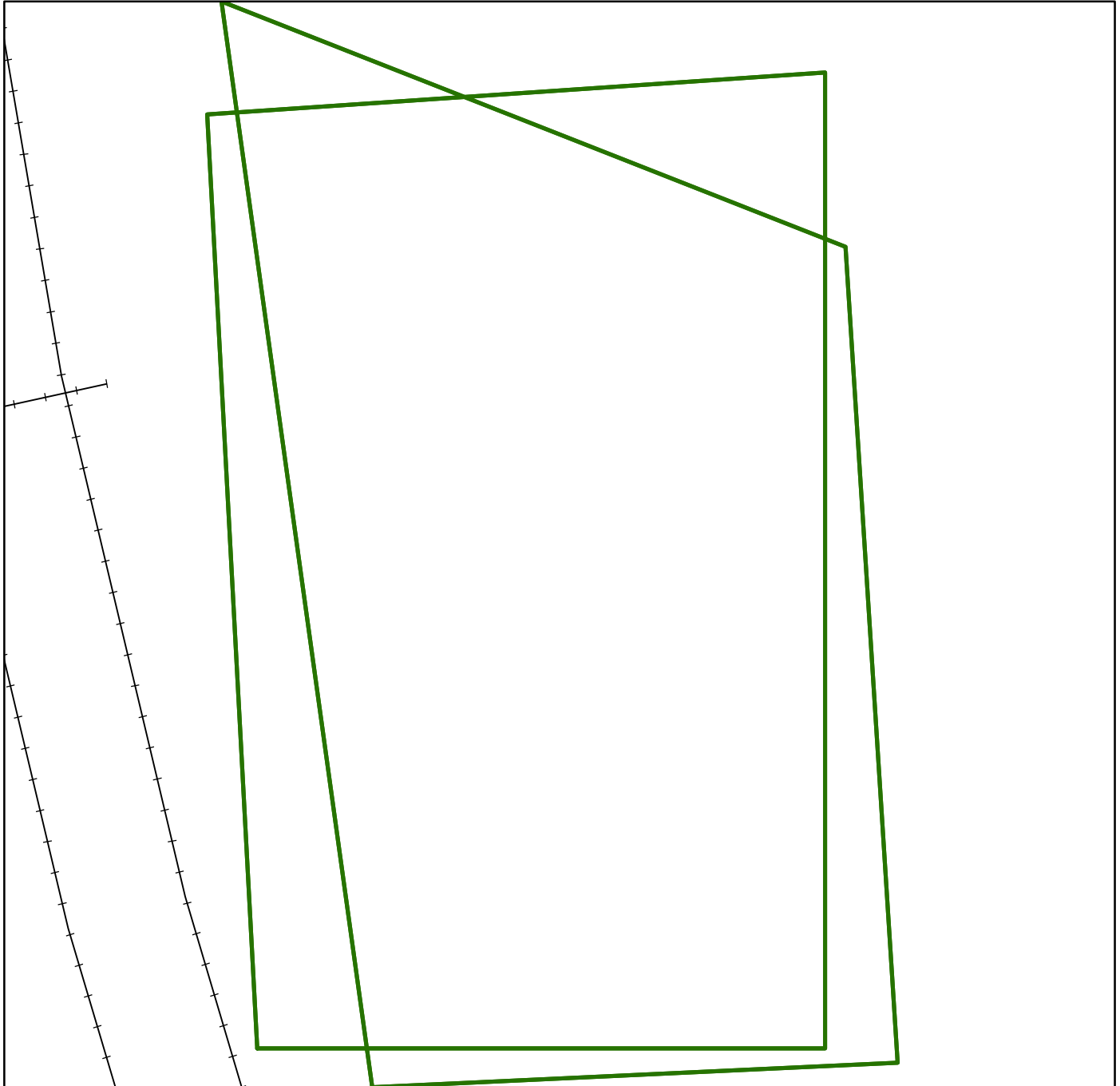
**Risk-based action and no action levels taken from  
DOE 2001 for the Industrial Worker scenario.  
Background values from DOE 2001.**



0 1 2 4 6 8  
Feet

# PCB-1260

# SWMU 222



## Legend

- DETECT GREATER THAN ACTION LEVEL
- DETECT GREATER THAN NO ACTION LEVEL  
LESS THAN ACTION LEVEL
- DETECT LESS THAN NO ACTION LEVEL
- ▲ DETECT GREATER THAN BACKGROUND
- NONDETECT

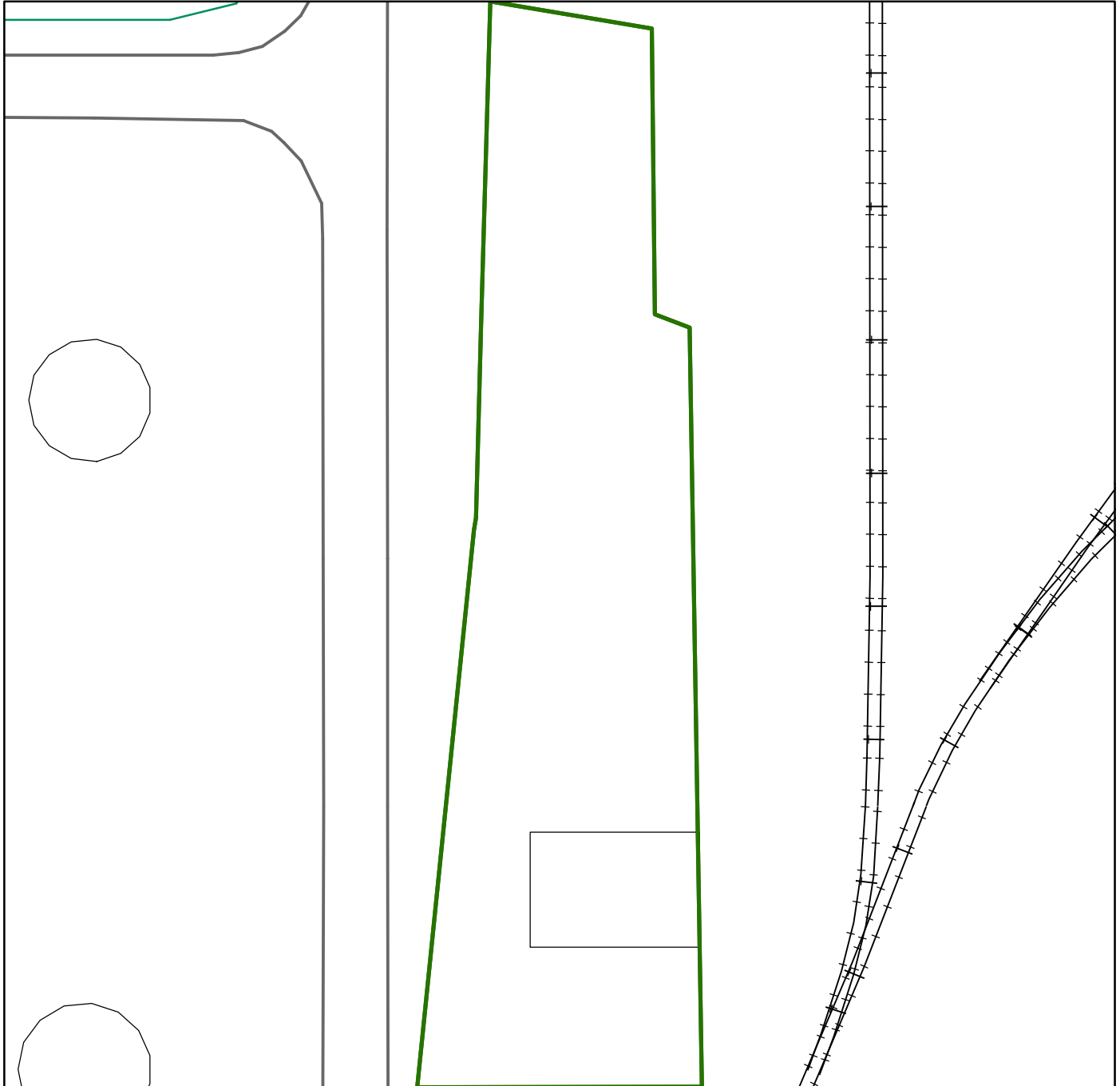
Risk-based action and no action levels taken from  
DOE 2001 for the Industrial Worker scenario.  
Background values from DOE 2001.



0.051.82.73.6  
■■■■ Feet

# PCB-1260

# SWMU 223



## Legend

- DETECT GREATER THAN ACTION LEVEL
- DETECT GREATER THAN NO ACTION LEVEL  
LESS THAN ACTION LEVEL
- DETECT LESS THAN NO ACTION LEVEL
- ▲ DETECT GREATER THAN BACKGROUND
- NONDETECT

Risk-based action and no action levels taken from  
DOE 2001 for the Industrial Worker scenario.  
Background values from DOE 2001.

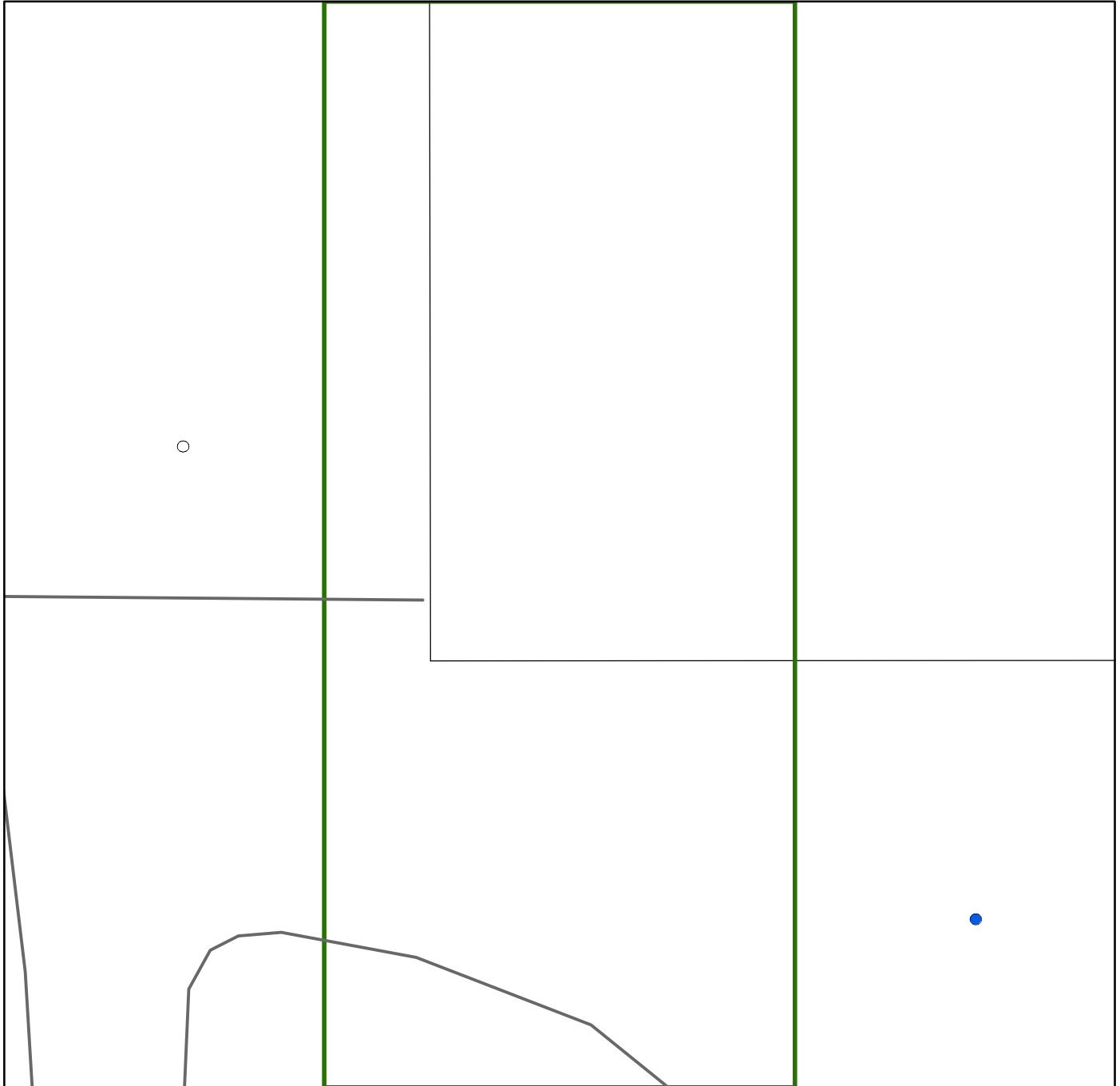


0.5 182736  
Feet

# PCB-1260



# SWMU 224



## Legend

- DETECT GREATER THAN ACTION LEVEL
- DETECT GREATER THAN NO ACTION LEVEL  
LESS THAN ACTION LEVEL
- DETECT LESS THAN NO ACTION LEVEL
- ▲ DETECT GREATER THAN BACKGROUND
- NONDETECT

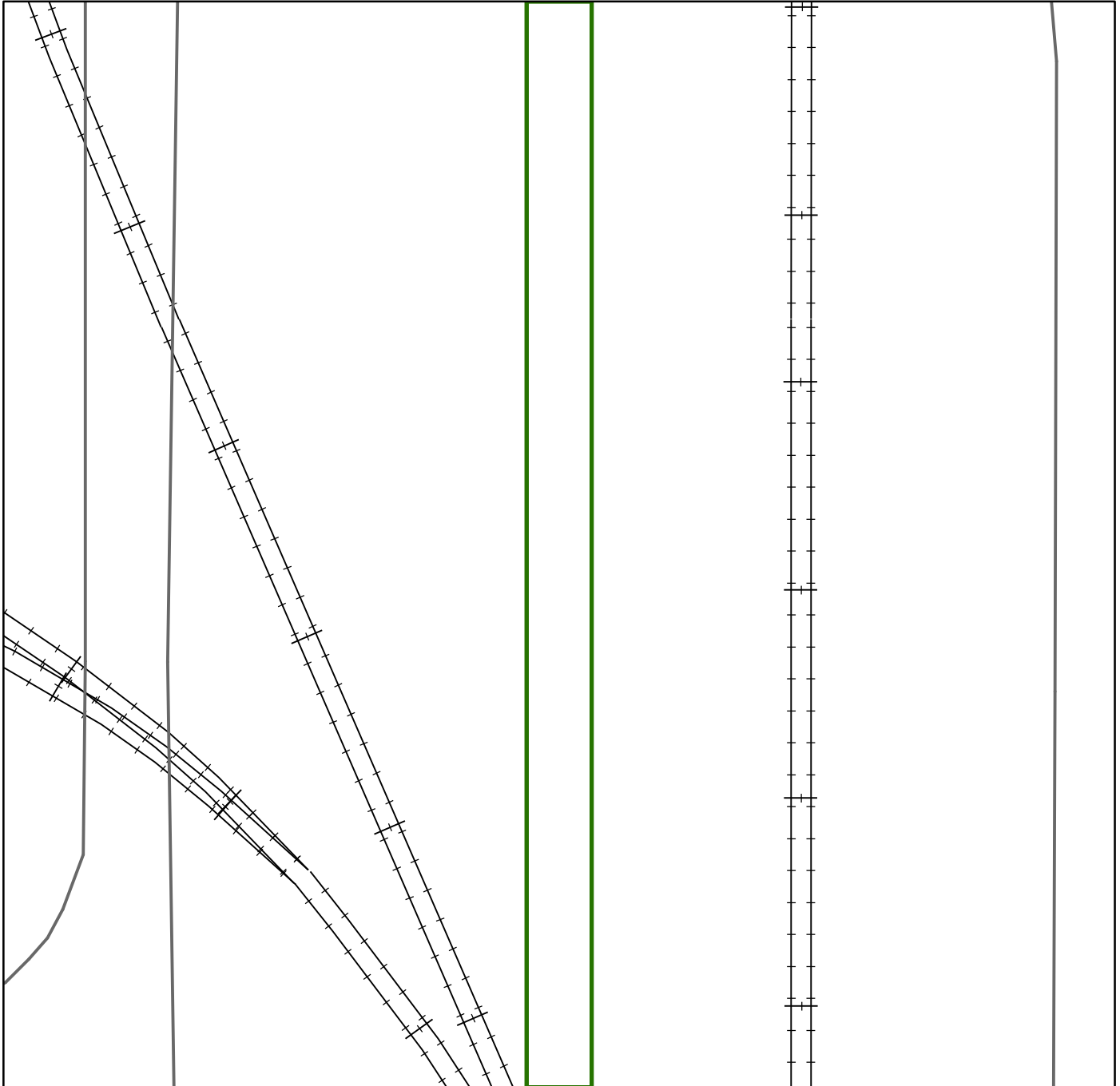
Risk-based action and no action levels taken from  
DOE 2001 for the Industrial Worker scenario.  
Background values from DOE 2001.



0.3 6 9 12  
Feet

# PCB-1260

# SWMU 225



## Legend

- DETECT GREATER THAN ACTION LEVEL
- DETECT GREATER THAN NO ACTION LEVEL  
LESS THAN ACTION LEVEL
- DETECT LESS THAN NO ACTION LEVEL
- ▲ DETECT GREATER THAN BACKGROUND
- NONDETECT


Risk-based action and no action levels taken from  
DOE 2001 for the Industrial Worker scenario.  
Background values from DOE 2001.



0.5' 14 21 28  
Feet

# PCB-1260

# SWMU 226



## Legend

- DETECT GREATER THAN ACTION LEVEL
- DETECT GREATER THAN NO ACTION LEVEL  
LESS THAN ACTION LEVEL
- DETECT LESS THAN NO ACTION LEVEL
- ▲ DETECT GREATER THAN BACKGROUND
- NONDETECT

Risk-based action and no action levels taken from  
DOE 2001 for the Industrial Worker scenario.  
Background values from DOE 2001.



0510203040  
Feet

# PCB-1260

# SWMU 227



## Legend

- DETECT GREATER THAN ACTION LEVEL
- DETECT GREATER THAN NO ACTION LEVEL  
LESS THAN ACTION LEVEL
- DETECT LESS THAN NO ACTION LEVEL
- ▲ DETECT GREATER THAN BACKGROUND
- NONDETECT

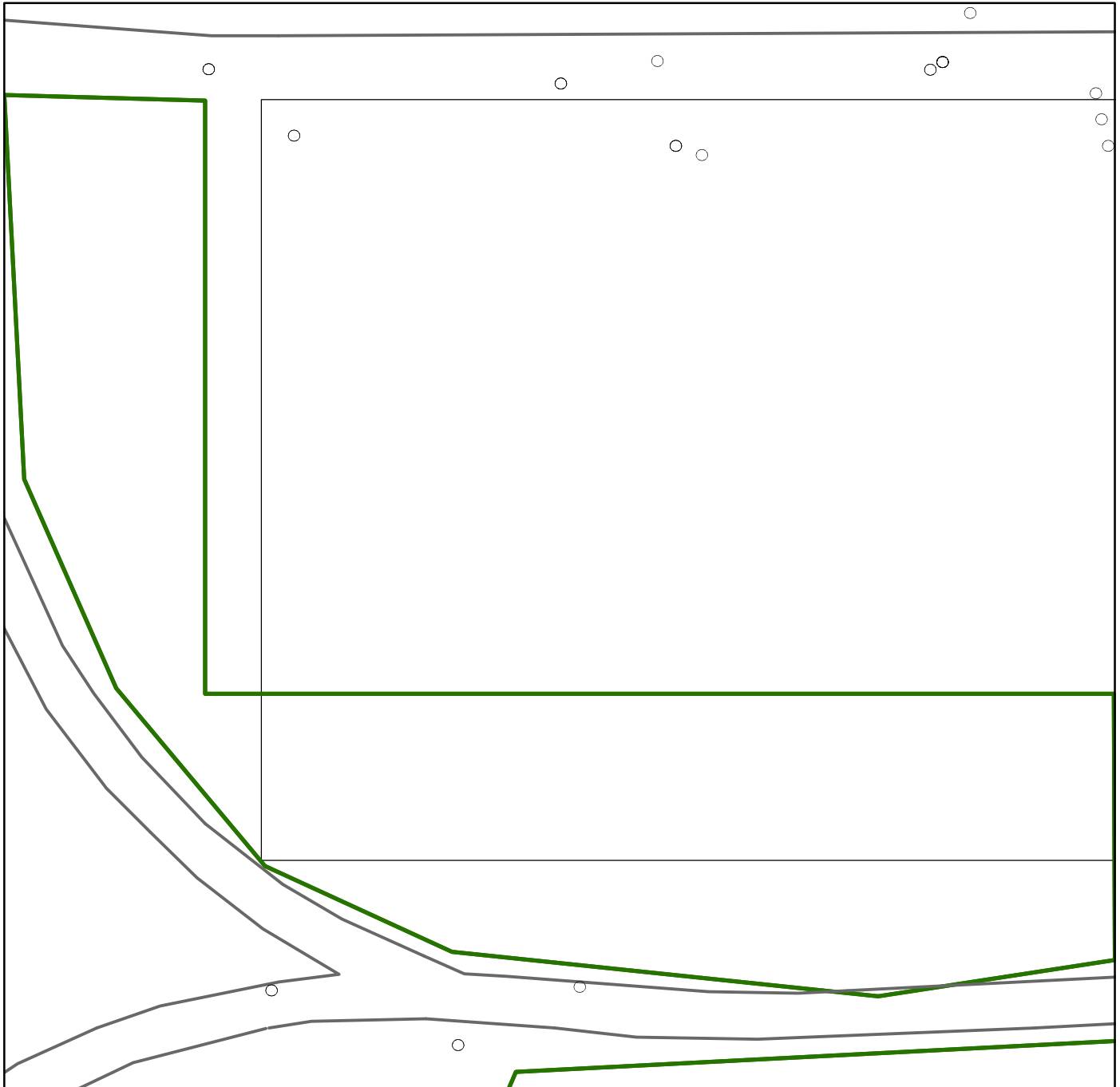
Risk-based action and no action levels taken from  
DOE 2001 for the Industrial Worker scenario.  
Background values from DOE 2001.



0100406080  
■ Feet

# PCB-1260

# SWMU 228



## Legend

- DETECT GREATER THAN ACTION LEVEL
- DETECT GREATER THAN NO ACTION LEVEL  
LESS THAN ACTION LEVEL
- DETECT LESS THAN NO ACTION LEVEL
- ▲ DETECT GREATER THAN BACKGROUND
- NONDETECT

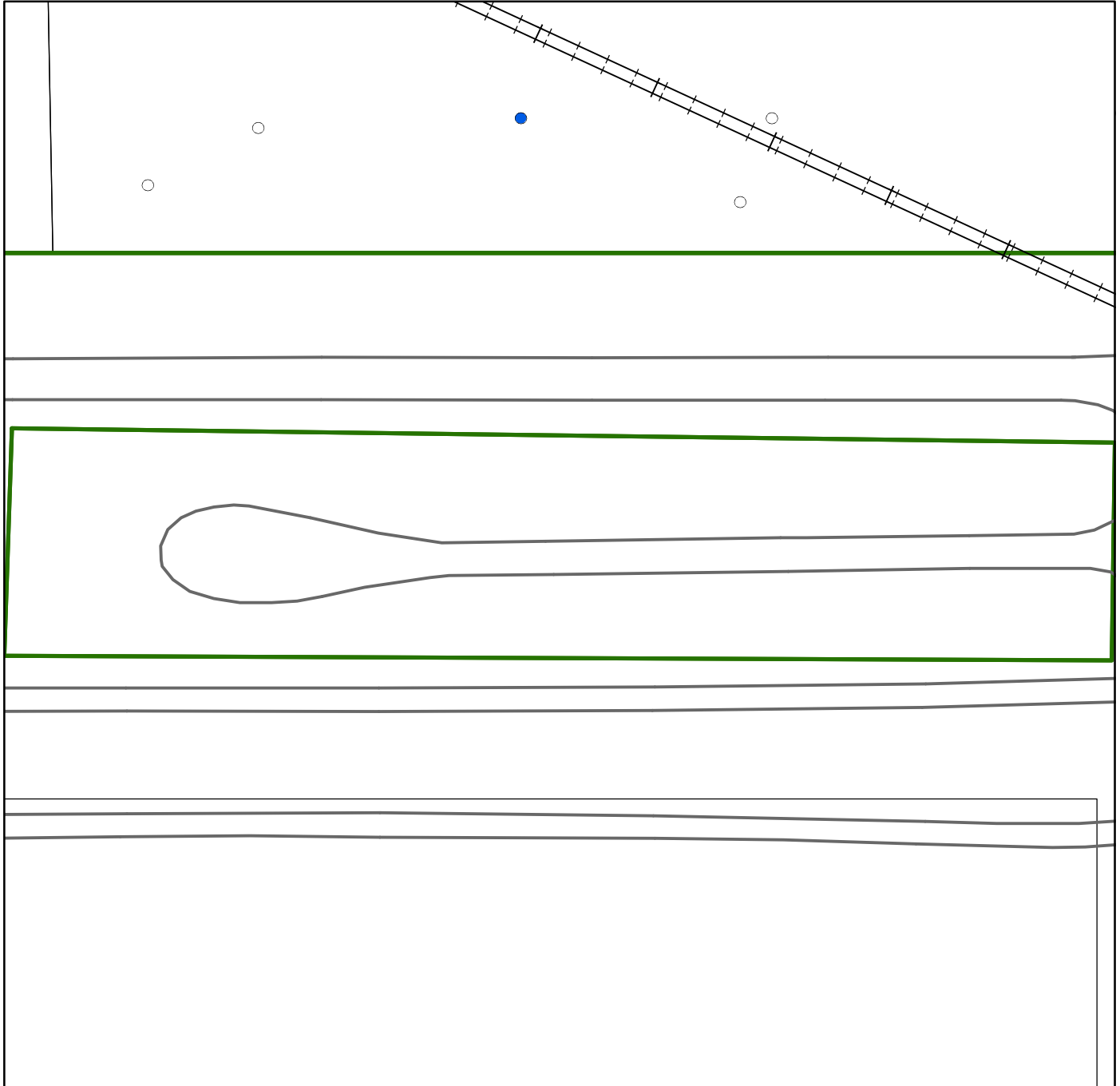
Risk-based action and no action levels taken from  
DOE 2001 for the Industrial Worker scenario.  
Background values from DOE 2001.



024 8 1216  
■ Feet

# PCB-1260

# SWMU 229



## Legend

- DETECT GREATER THAN ACTION LEVEL
- DETECT GREATER THAN NO ACTION LEVEL  
LESS THAN ACTION LEVEL
- DETECT LESS THAN NO ACTION LEVEL
- ▲ DETECT GREATER THAN BACKGROUND
- NONDETECT

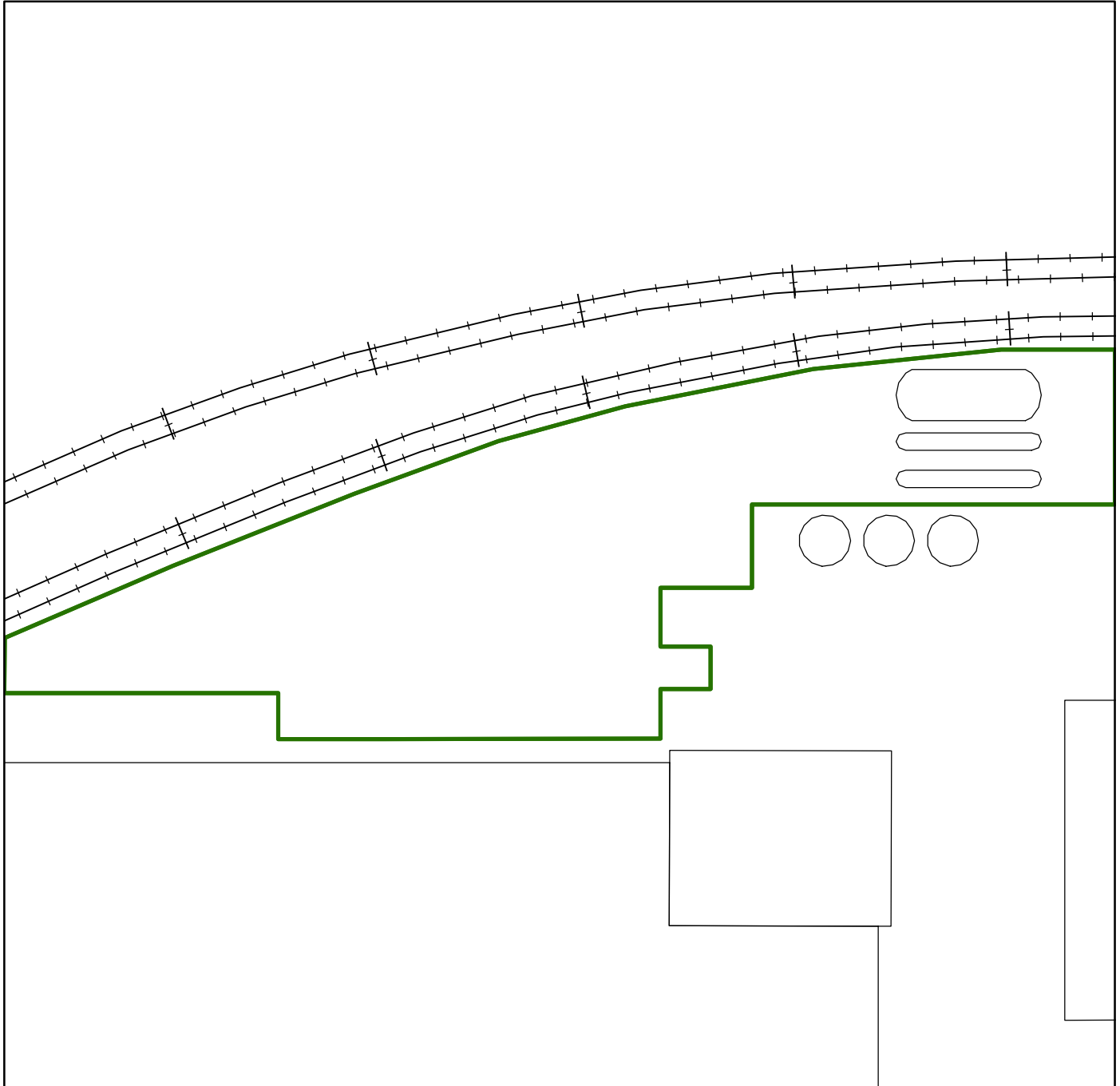
Risk-based action and no action levels taken from  
DOE 2001 for the Industrial Worker scenario.  
Background values from DOE 2001.



0510203040  
■ ■ ■ ■ ■ Feet

# PCB-1260

# SWMU 483



## Legend

- DETECT GREATER THAN ACTION LEVEL
- DETECT GREATER THAN NO ACTION LEVEL  
LESS THAN ACTION LEVEL
- DETECT LESS THAN NO ACTION LEVEL
- ▲ DETECT GREATER THAN BACKGROUND
- NONDETECT

Risk-based action and no action levels taken from  
DOE 2001 for the Industrial Worker scenario.  
Background values from DOE 2001.



036 121824  
■ ■ ■ ■ ■ Feet

# PCB-1260

# SWMU 488



## Legend

- DETECT GREATER THAN ACTION LEVEL
- DETECT GREATER THAN NO ACTION LEVEL  
LESS THAN ACTION LEVEL
- DETECT LESS THAN NO ACTION LEVEL
- ▲ DETECT GREATER THAN BACKGROUND
- NONDETECT

**Risk-based action and no action levels taken from  
DOE 2001 for the Industrial Worker scenario.  
Background values from DOE 2001.**




0 0.2 0.4 0.6 0.8  
Feet

# PCB-1260



# SWMU 489



## Legend

- DETECT GREATER THAN ACTION LEVEL
- DETECT GREATER THAN NO ACTION LEVEL  
LESS THAN ACTION LEVEL
- DETECT LESS THAN NO ACTION LEVEL
- ▲ DETECT GREATER THAN BACKGROUND
- NONDETECT

**Risk-based action and no action levels taken from  
DOE 2001 for the Industrial Worker scenario.  
Background values from DOE 2001.**

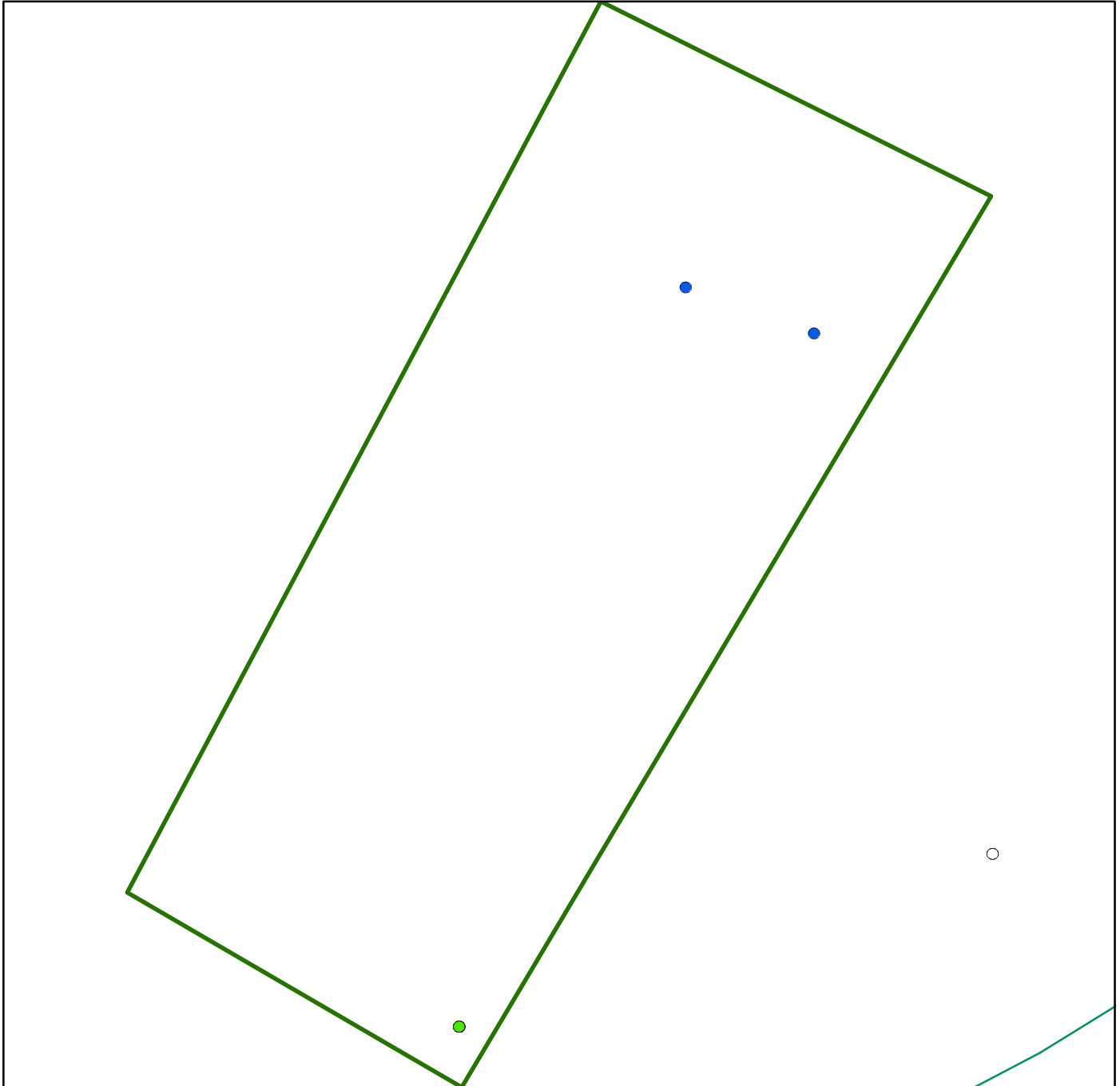


0.5 1 2 3 4  
Feet

A graphic scale bar with markings for 0.5, 1, 2, 3, and 4 feet.

# PCB-1260

# SWMU 492



## Legend

- DETECT GREATER THAN ACTION LEVEL
- DETECT GREATER THAN NO ACTION LEVEL  
LESS THAN ACTION LEVEL
- DETECT LESS THAN NO ACTION LEVEL
- ▲ DETECT GREATER THAN BACKGROUND
- NONDETECT


Risk-based action and no action levels taken from  
DOE 2001 for the Industrial Worker scenario.  
Background values from DOE 2001.



0 12 4 6 8  
Feet

# PCB-1260

# SWMU 493



## Legend

- DETECT GREATER THAN ACTION LEVEL
- DETECT GREATER THAN NO ACTION LEVEL  
LESS THAN ACTION LEVEL
- DETECT LESS THAN NO ACTION LEVEL
- ▲ DETECT GREATER THAN BACKGROUND
- NONDETECT


Risk-based action and no action levels taken from  
DOE 2001 for the Industrial Worker scenario.  
Background values from DOE 2001.



0 12 4 6 8  
Feet

# PCB-1260

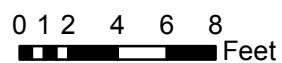
# SWMU 517



## Legend

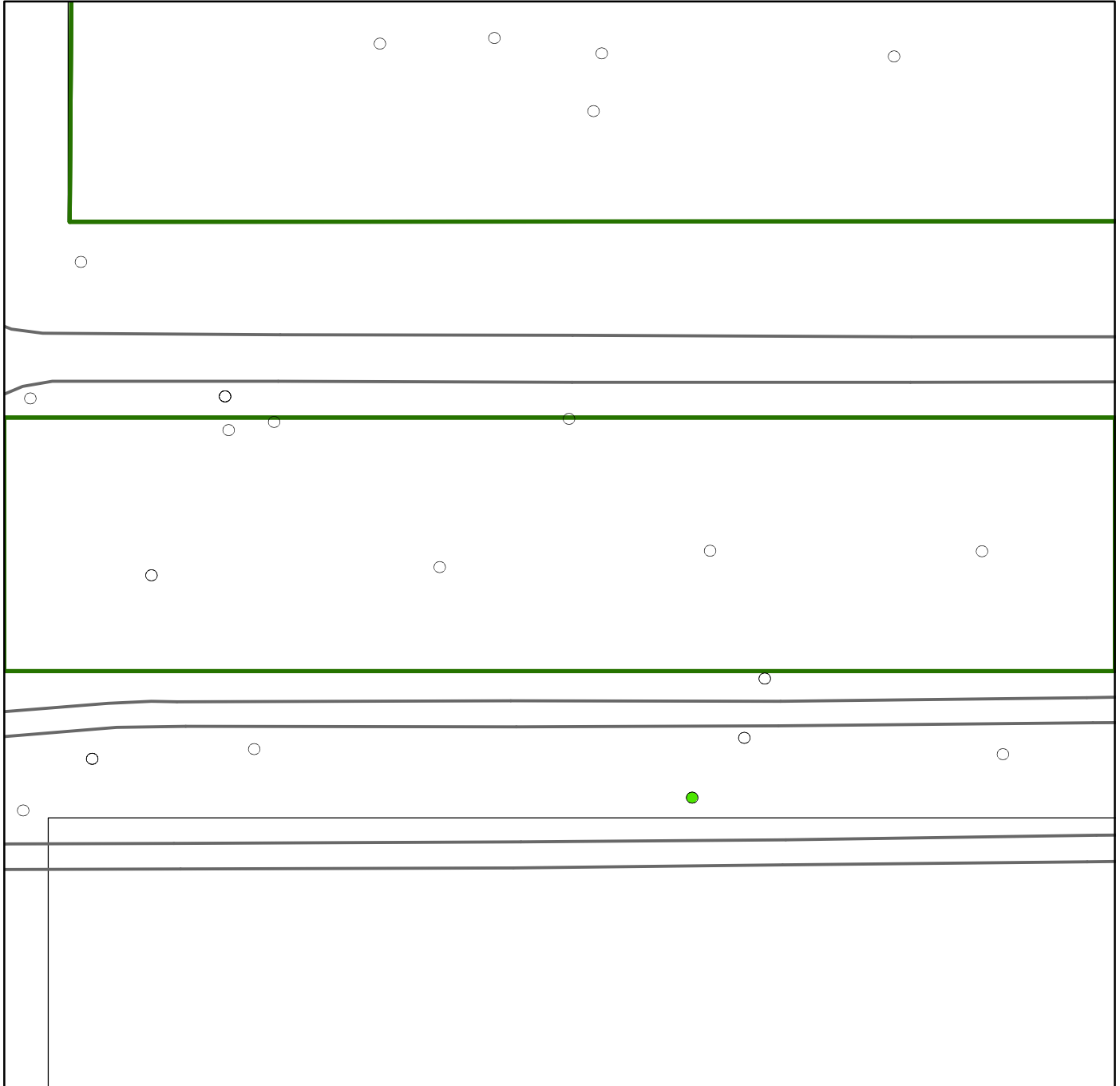
- DETECT GREATER THAN ACTION LEVEL
- DETECT GREATER THAN NO ACTION LEVEL  
LESS THAN ACTION LEVEL
- DETECT LESS THAN NO ACTION LEVEL
- ▲ DETECT GREATER THAN BACKGROUND
- NONDETECT

**Risk-based action and no action levels taken from  
DOE 2001 for the Industrial Worker scenario.  
Background values from DOE 2001.**



# PCB-1260

# SWMU 518



## Legend

- DETECT GREATER THAN ACTION LEVEL
- DETECT GREATER THAN NO ACTION LEVEL  
LESS THAN ACTION LEVEL
- DETECT LESS THAN NO ACTION LEVEL
- ▲ DETECT GREATER THAN BACKGROUND
- NONDETECT

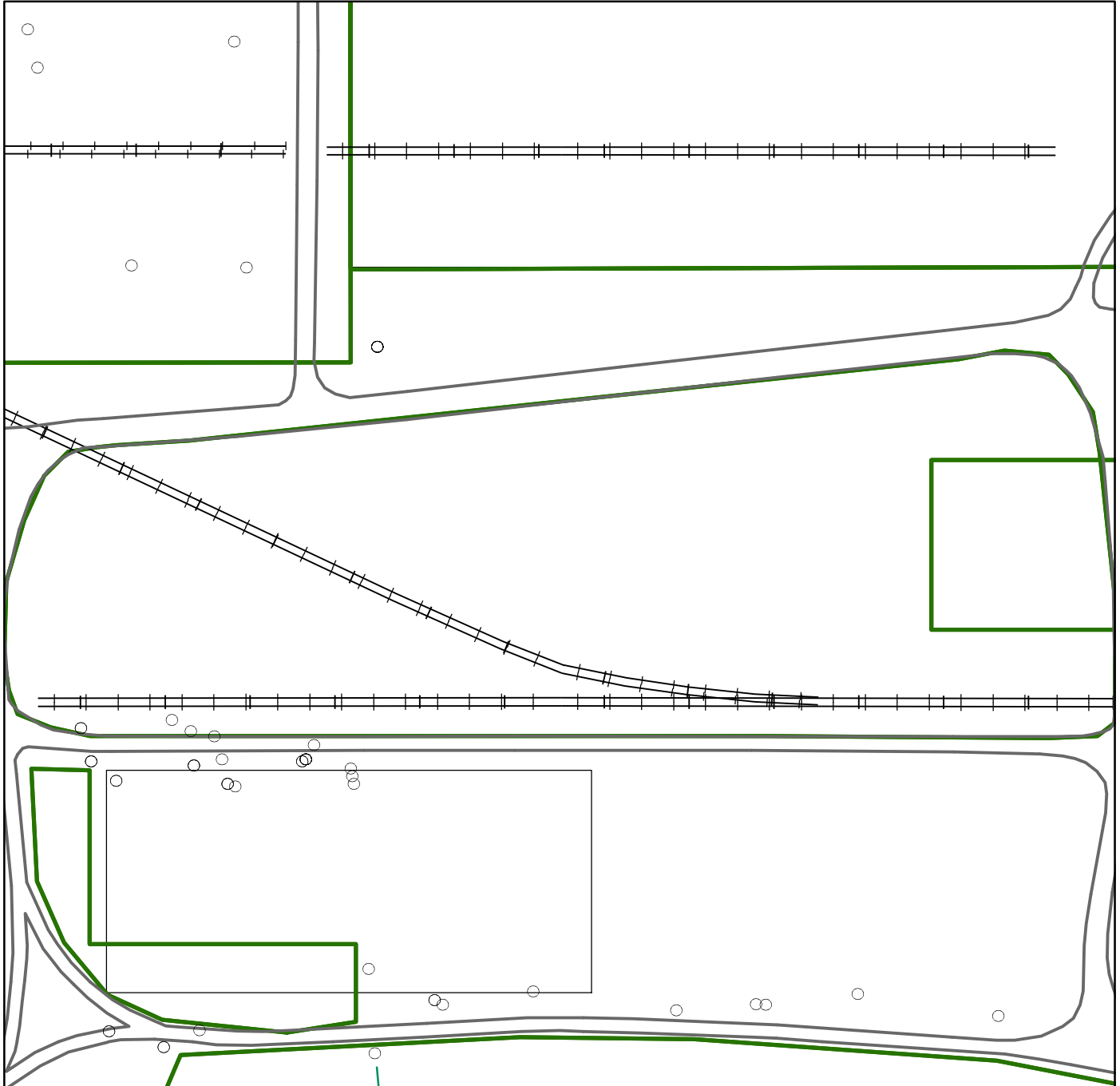
Risk-based action and no action levels taken from  
DOE 2001 for the Industrial Worker scenario.  
Background values from DOE 2001.



0 5 10 20 30 40  
Feet

# PCB-1260

# SWMU 520



## Legend

- DETECT GREATER THAN ACTION LEVEL
- DETECT GREATER THAN NO ACTION LEVEL  
LESS THAN ACTION LEVEL
- DETECT LESS THAN NO ACTION LEVEL
- ▲ DETECT GREATER THAN BACKGROUND
- NONDETECT

Risk-based action and no action levels taken from  
DOE 2001 for the Industrial Worker scenario.  
Background values from DOE 2001.



0 20 40 60 80  
Feet

# PCB-1260

# SWMU 531



## Legend

- DETECT GREATER THAN ACTION LEVEL
- DETECT GREATER THAN NO ACTION LEVEL  
LESS THAN ACTION LEVEL
- DETECT LESS THAN NO ACTION LEVEL
- ▲ DETECT GREATER THAN BACKGROUND
- NONDETECT

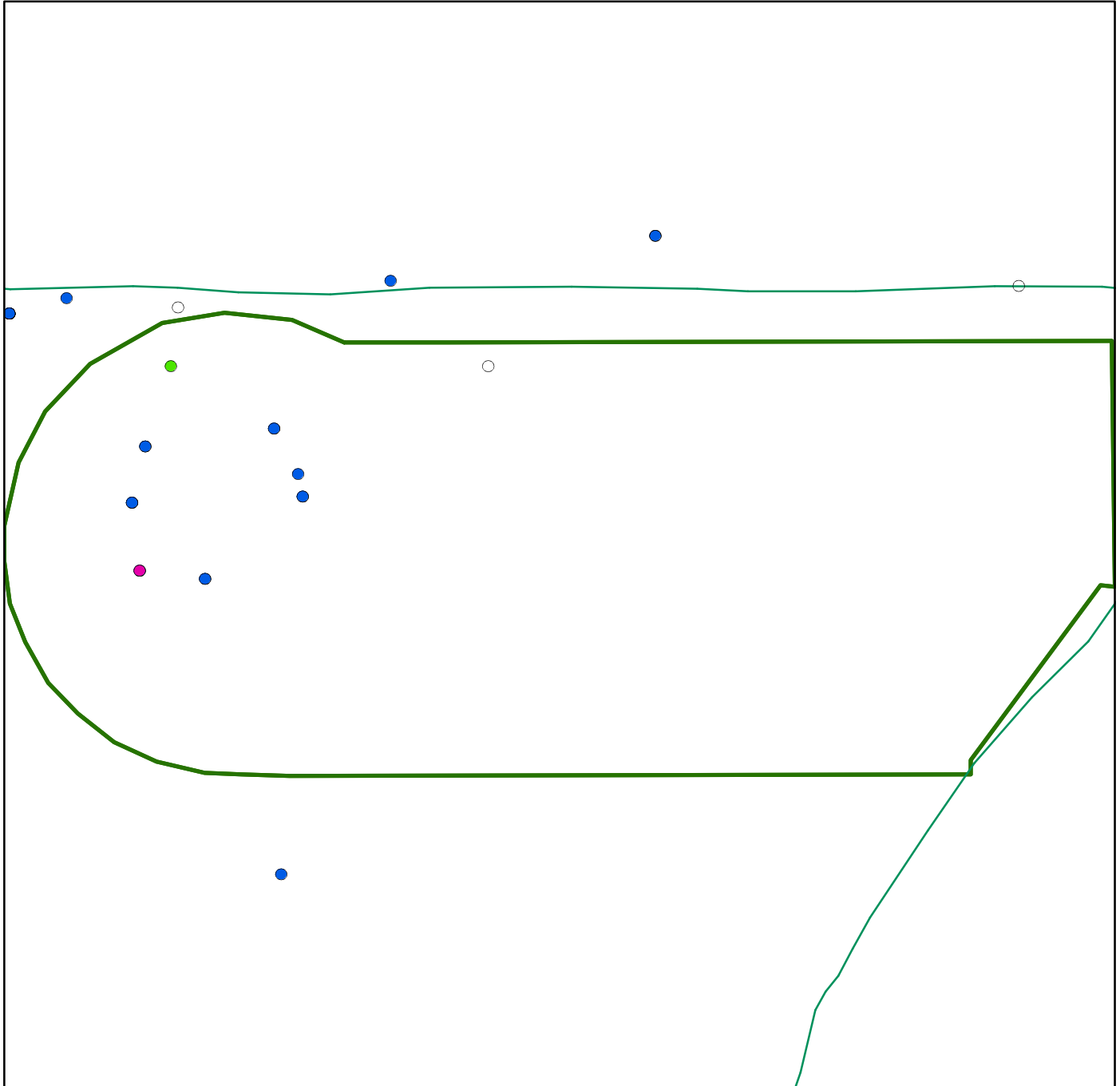
**Risk-based action and no action levels taken from  
DOE 2001 for the Industrial Worker scenario.  
Background values from DOE 2001.**



0 5 10 20 30 40  
Feet

# PCB-1260

# SWMU 541



## Legend

- DETECT GREATER THAN ACTION LEVEL
- DETECT GREATER THAN NO ACTION LEVEL  
LESS THAN ACTION LEVEL
- DETECT LESS THAN NO ACTION LEVEL
- ▲ DETECT GREATER THAN BACKGROUND
- NONDETECT

Risk-based action and no action levels taken from  
DOE 2001 for the Industrial Worker scenario.  
Background values from DOE 2001.



0510203040  
■ Feet

# PCB-1260



# SWMU 001



## Legend

- DETECT GREATER THAN ACTION LEVEL
- DETECT GREATER THAN NO ACTION LEVEL  
LESS THAN ACTION LEVEL
- DETECT LESS THAN NO ACTION LEVEL
- ▲ DETECT GREATER THAN BACKGROUND
- NONDETECT


Risk-based action and no action levels taken from  
DOE 2001 for the Industrial Worker scenario.  
Background values from DOE 2001.



0510203040  
■ Feet

# PCB-1260

# SWMU 011



## Legend

- DETECT GREATER THAN ACTION LEVEL
- DETECT GREATER THAN NO ACTION LEVEL  
LESS THAN ACTION LEVEL
- DETECT LESS THAN NO ACTION LEVEL
- ▲ DETECT GREATER THAN BACKGROUND
- NONDETECT

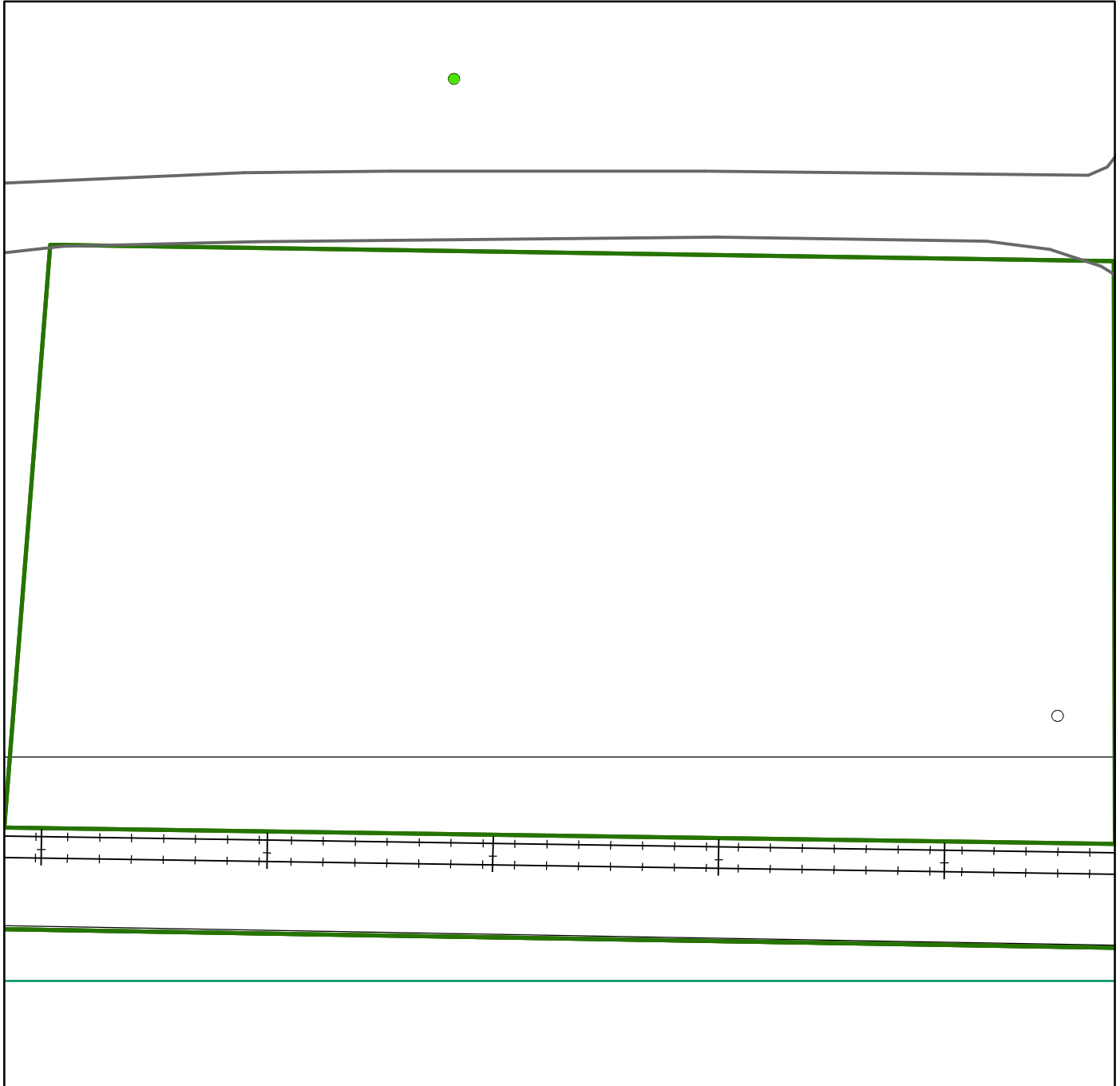
Risk-based action and no action levels taken from  
DOE 2001 for the Industrial Worker scenario.  
Background values from DOE 2001.



0.051.82.73.6  
■ ■ ■ ■ Feet

# PCB-1260

# SWMU 012



## Legend

- DETECT GREATER THAN ACTION LEVEL
- DETECT GREATER THAN NO ACTION LEVEL  
LESS THAN ACTION LEVEL
- DETECT LESS THAN NO ACTION LEVEL
- ▲ DETECT GREATER THAN BACKGROUND
- NONDETECT

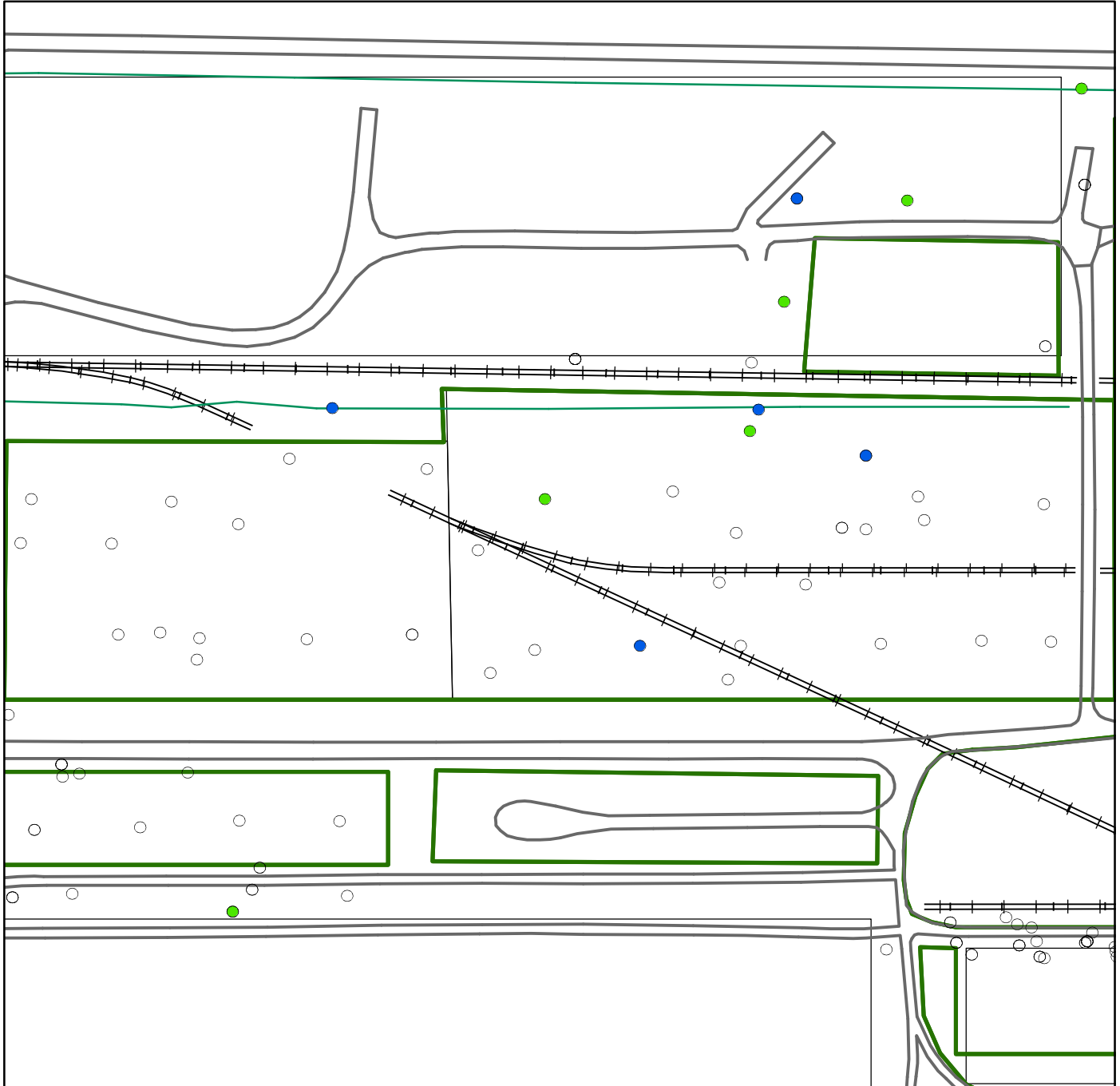
Risk-based action and no action levels taken from  
DOE 2001 for the Industrial Worker scenario.  
Background values from DOE 2001.



036 12 18 24  
■■■■ Feet

# PCB-1260

# SWMU 013



## Legend

- DETECT GREATER THAN ACTION LEVEL
- DETECT GREATER THAN NO ACTION LEVEL  
LESS THAN ACTION LEVEL
- DETECT LESS THAN NO ACTION LEVEL
- ▲ DETECT GREATER THAN BACKGROUND
- NONDETECT

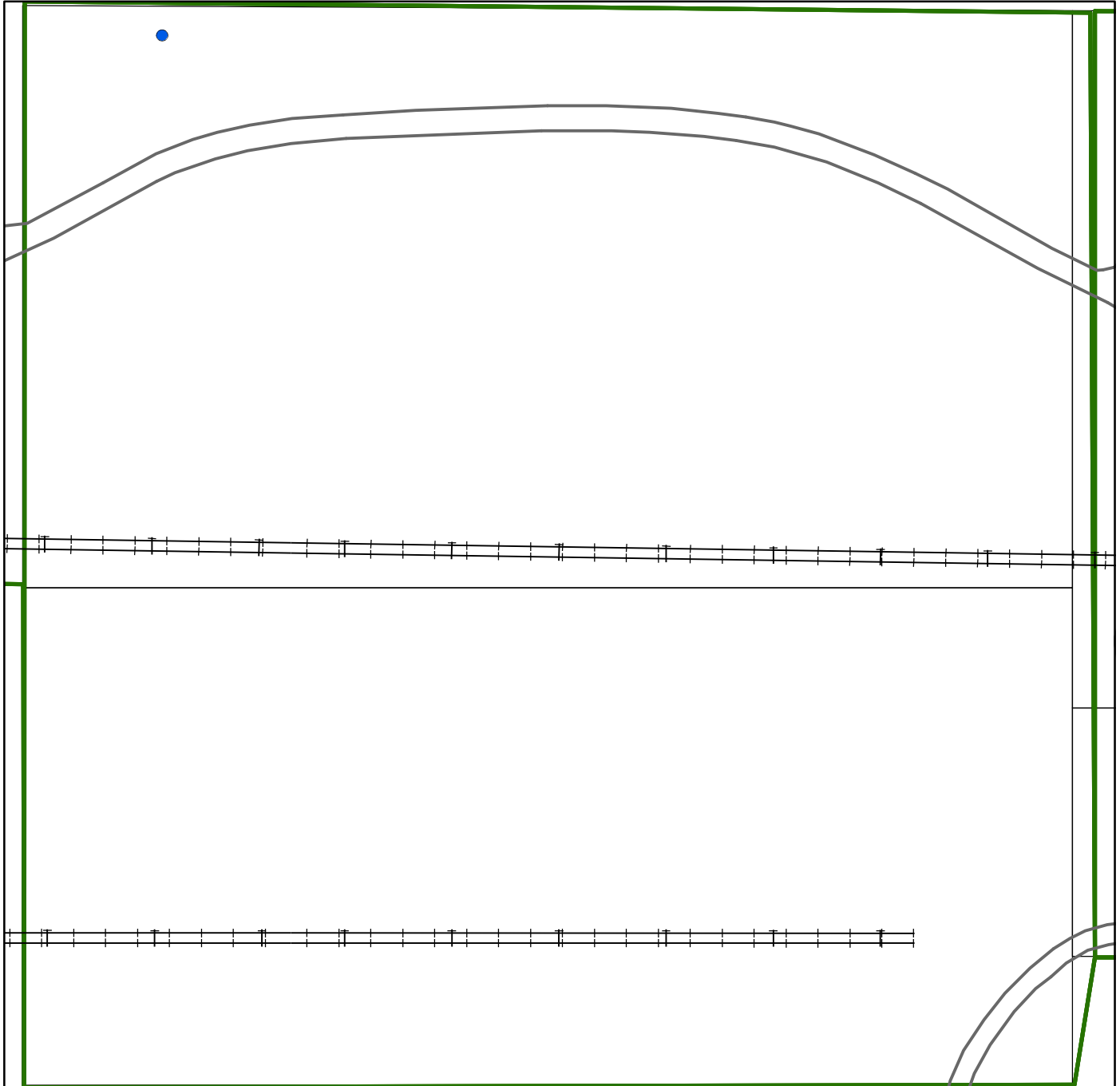
Risk-based action and no action levels taken from  
DOE 2001 for the Industrial Worker scenario.  
Background values from DOE 2001.



0150 60 90120  
Feet

# PCB-1260

# SWMU 014



## Legend

- DETECT GREATER THAN ACTION LEVEL
- DETECT GREATER THAN NO ACTION LEVEL  
LESS THAN ACTION LEVEL
- DETECT LESS THAN NO ACTION LEVEL
- ▲ DETECT GREATER THAN BACKGROUND
- NONDETECT

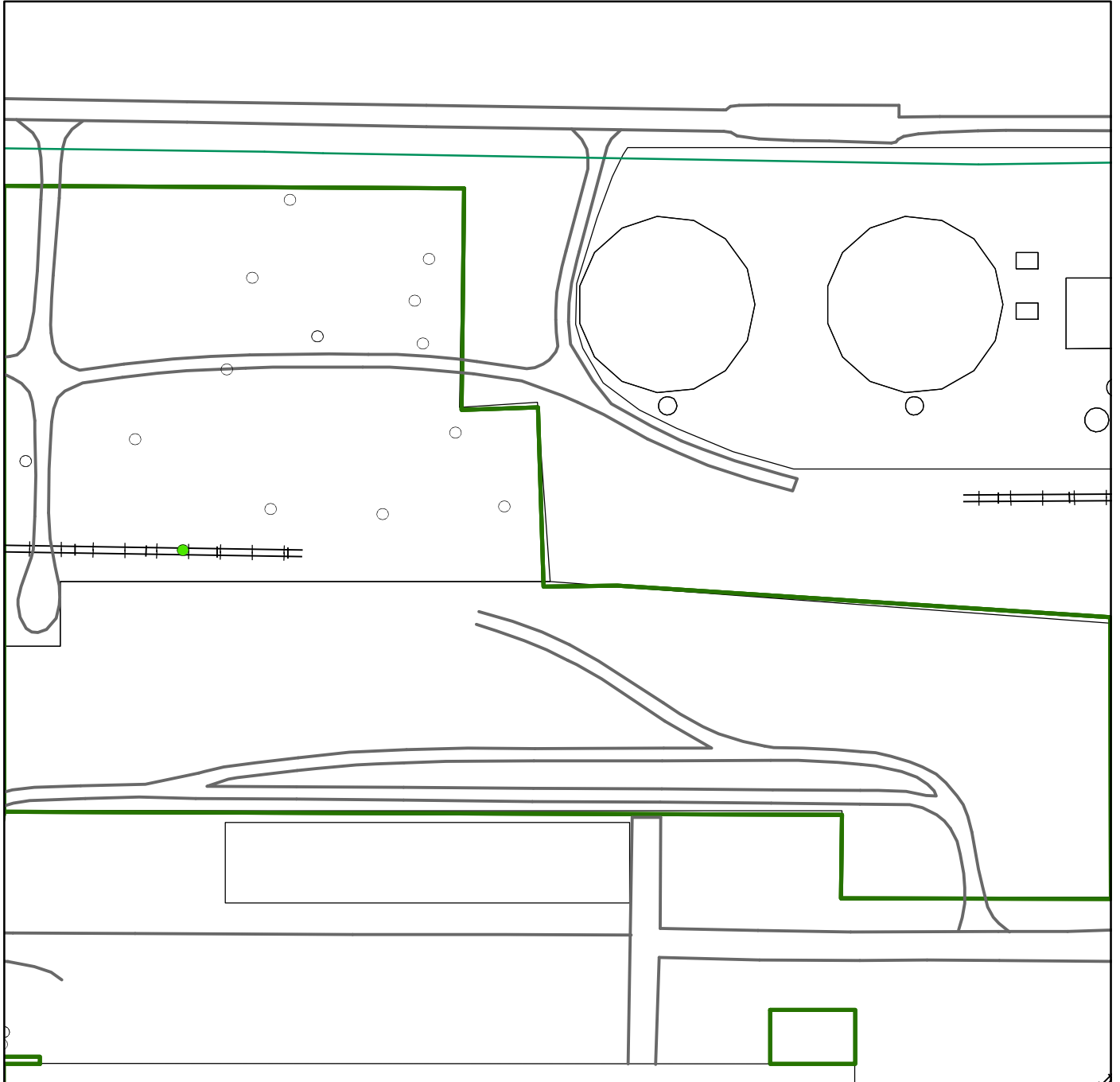
Risk-based action and no action levels taken from  
DOE 2001 for the Industrial Worker scenario.  
Background values from DOE 2001.



0510203040  
■ Feet

# PCB-1260

# SWMU 015



## Legend

- DETECT GREATER THAN ACTION LEVEL
- DETECT GREATER THAN NO ACTION LEVEL  
LESS THAN ACTION LEVEL
- DETECT LESS THAN NO ACTION LEVEL
- ▲ DETECT GREATER THAN BACKGROUND
- NONDETECT

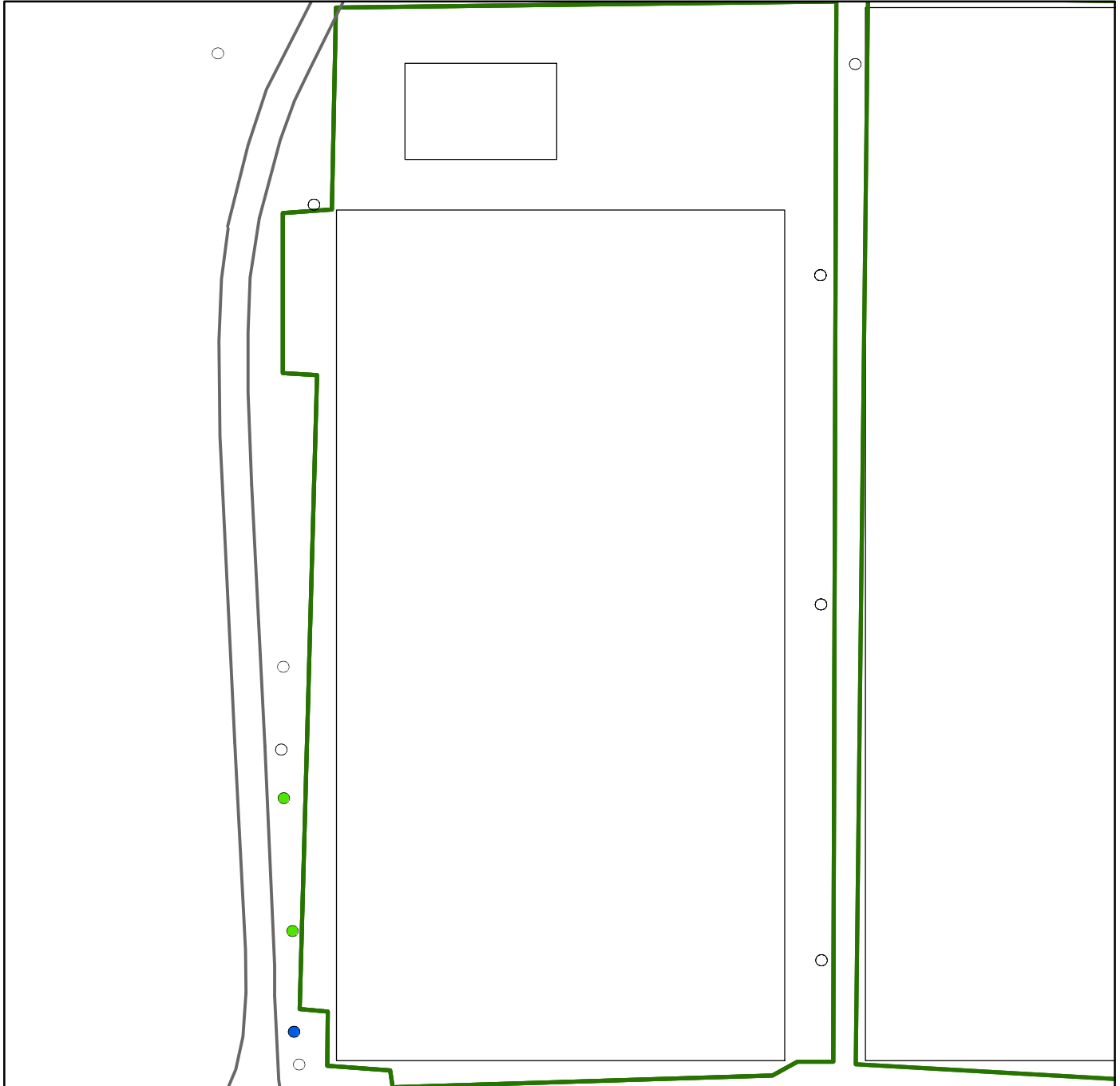
Risk-based action and no action levels taken from  
DOE 2001 for the Industrial Worker scenario.  
Background values from DOE 2001.



0 20 40 60 80  
Feet

# PCB-1260

# SWMU 016



## Legend

- DETECT GREATER THAN ACTION LEVEL
- DETECT GREATER THAN NO ACTION LEVEL  
LESS THAN ACTION LEVEL
- DETECT LESS THAN NO ACTION LEVEL
- ▲ DETECT GREATER THAN BACKGROUND
- NONDETECT


Risk-based action and no action levels taken from  
DOE 2001 for the Industrial Worker scenario.  
Background values from DOE 2001.



0510203040  
■ ■ ■ ■ ■ Feet

# PCB-1260

# SWMU 019



## Legend

- DETECT GREATER THAN ACTION LEVEL
- DETECT GREATER THAN NO ACTION LEVEL  
LESS THAN ACTION LEVEL
- DETECT LESS THAN NO ACTION LEVEL
- ▲ DETECT GREATER THAN BACKGROUND
- NONDETECT

**Risk-based action and no action levels taken from  
DOE 2001 for the Industrial Worker scenario.  
Background values from DOE 2001.**




0.5 2 3 4  
■ Feet

# PCB-1260



# SWMU 020



## Legend

- DETECT GREATER THAN ACTION LEVEL
- DETECT GREATER THAN NO ACTION LEVEL  
LESS THAN ACTION LEVEL
- DETECT LESS THAN NO ACTION LEVEL
- ▲ DETECT GREATER THAN BACKGROUND
- NONDETECT

**Risk-based action and no action levels taken from  
DOE 2001 for the Industrial Worker scenario.  
Background values from DOE 2001.**



0051.2.3.6  
■■■■ Feet

# PCB-1260

# SWMU 026



## Legend

- DETECT GREATER THAN ACTION LEVEL
- DETECT GREATER THAN NO ACTION LEVEL  
LESS THAN ACTION LEVEL
- DETECT LESS THAN NO ACTION LEVEL
- ▲ DETECT GREATER THAN BACKGROUND
- NONDETECT


Risk-based action and no action levels taken from  
DOE 2001 for the Industrial Worker scenario.  
Background values from DOE 2001.



030609020  
Feet

# PCB-1260

# SWMU 027



## Legend

- DETECT GREATER THAN ACTION LEVEL
- DETECT GREATER THAN NO ACTION LEVEL  
LESS THAN ACTION LEVEL
- DETECT LESS THAN NO ACTION LEVEL
- ▲ DETECT GREATER THAN BACKGROUND
- NONDETECT


**Risk-based action and no action levels taken from  
DOE 2001 for the Industrial Worker scenario.  
Background values from DOE 2001.**



00025.6.751  
[Scale bar] Feet

# PCB-1260

# SWMU 031



## Legend

- DETECT GREATER THAN ACTION LEVEL
- DETECT GREATER THAN NO ACTION LEVEL  
LESS THAN ACTION LEVEL
- DETECT LESS THAN NO ACTION LEVEL
- ▲ DETECT GREATER THAN BACKGROUND
- NONDETECT


**Risk-based action and no action levels taken from  
DOE 2001 for the Industrial Worker scenario.  
Background values from DOE 2001.**



0.050.0.91.2  
■■■■ Feet

# PCB-1260

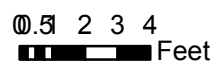
# SWMU 032



## Legend


- DETECT GREATER THAN ACTION LEVEL
- DETECT GREATER THAN NO ACTION LEVEL  
LESS THAN ACTION LEVEL
- DETECT LESS THAN NO ACTION LEVEL
- ▲ DETECT GREATER THAN BACKGROUND
- NONDETECT

Risk-based action and no action levels taken from  
DOE 2001 for the Industrial Worker scenario.  
Background values from DOE 2001.



# PCB-1260

# SWMU 040



## Legend

- DETECT GREATER THAN ACTION LEVEL
- DETECT GREATER THAN NO ACTION LEVEL  
LESS THAN ACTION LEVEL
- DETECT LESS THAN NO ACTION LEVEL
- ▲ DETECT GREATER THAN BACKGROUND
- NONDETECT


**Risk-based action and no action levels taken from  
DOE 2001 for the Industrial Worker scenario.  
Background values from DOE 2001.**



008755.5.253  
[Scale bar] Feet

# PCB-1260

# SWMU 047




## Legend

- DETECT GREATER THAN ACTION LEVEL
- DETECT GREATER THAN NO ACTION LEVEL  
LESS THAN ACTION LEVEL
- DETECT LESS THAN NO ACTION LEVEL
- ▲ DETECT GREATER THAN BACKGROUND
- NONDETECT


**Risk-based action and no action levels taken from  
DOE 2001 for the Industrial Worker scenario.  
Background values from DOE 2001.**



0.4591.82.73.6  
 Feet

# PCB-1260

# SWMU 056




## Legend

- DETECT GREATER THAN ACTION LEVEL
- DETECT GREATER THAN NO ACTION LEVEL  
LESS THAN ACTION LEVEL
- DETECT LESS THAN NO ACTION LEVEL
- ▲ DETECT GREATER THAN BACKGROUND
- NONDETECT

**Risk-based action and no action levels taken from  
DOE 2001 for the Industrial Worker scenario.  
Background values from DOE 2001.**




0.153 0.6 0.9 1.2  
 Feet

# PCB-1260



# SWMU 057



## Legend

- DETECT GREATER THAN ACTION LEVEL
- DETECT GREATER THAN NO ACTION LEVEL  
LESS THAN ACTION LEVEL
- DETECT LESS THAN NO ACTION LEVEL
- ▲ DETECT GREATER THAN BACKGROUND
- NONDETECT


**Risk-based action and no action levels taken from  
DOE 2001 for the Industrial Worker scenario.  
Background values from DOE 2001.**



0.153 0.6 0.9 1.2  
■ ■ ■ ■ Feet

# PCB-1260

# SWMU 074



## Legend

- DETECT GREATER THAN ACTION LEVEL
- DETECT GREATER THAN NO ACTION LEVEL  
LESS THAN ACTION LEVEL
- DETECT LESS THAN NO ACTION LEVEL
- ▲ DETECT GREATER THAN BACKGROUND
- NONDETECT

**Risk-based action and no action levels taken from  
DOE 2001 for the Industrial Worker scenario.  
Background values from DOE 2001.**



0 1 2 4 6 8  
Feet

# PCB-1260

# SWMU 075



## Legend

- DETECT GREATER THAN ACTION LEVEL
- DETECT GREATER THAN NO ACTION LEVEL  
LESS THAN ACTION LEVEL
- DETECT LESS THAN NO ACTION LEVEL
- ▲ DETECT GREATER THAN BACKGROUND
- NONDETECT

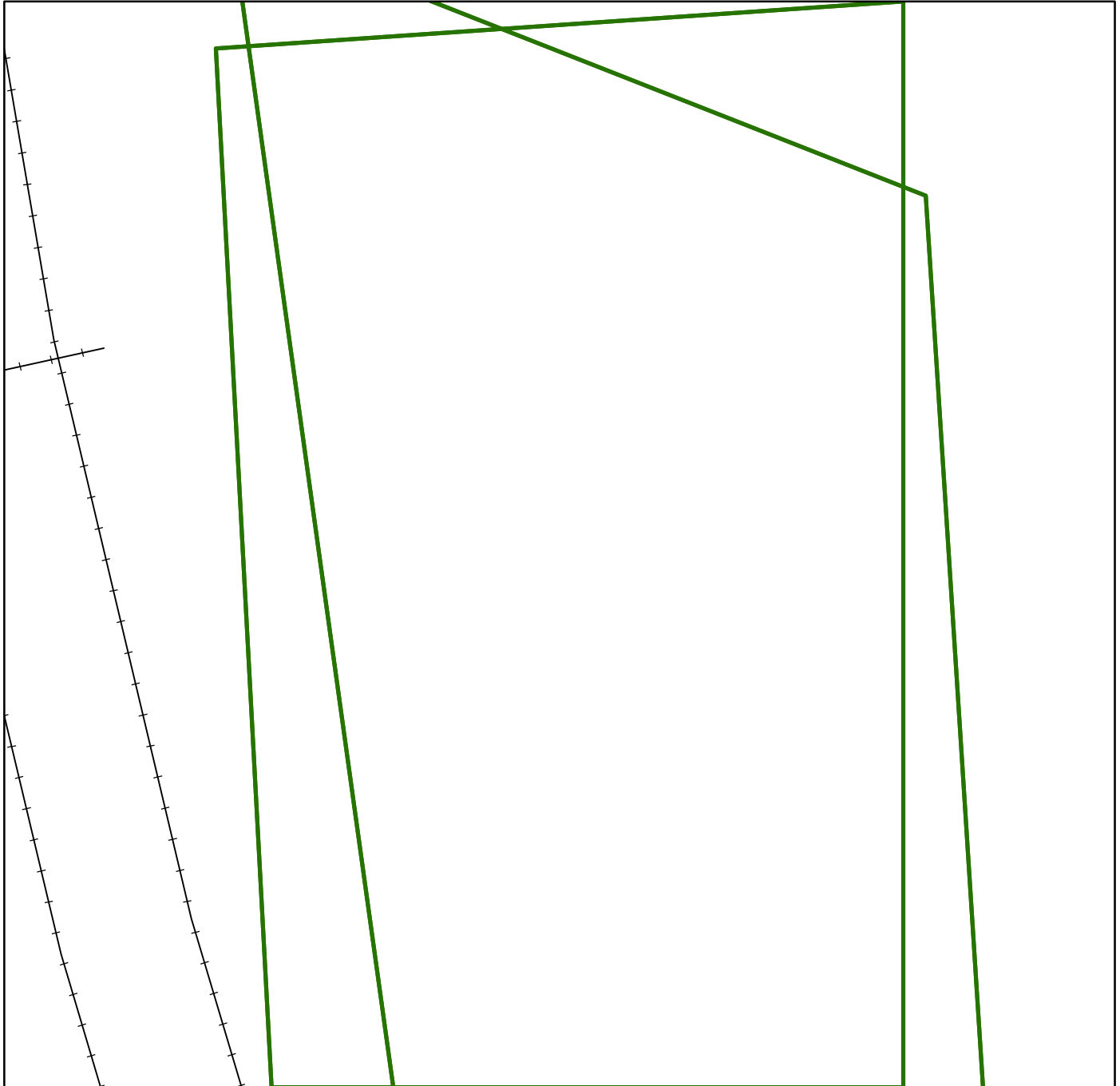
Risk-based action and no action levels taken from  
DOE 2001 for the Industrial Worker scenario.  
Background values from DOE 2001.



02.55 10 15 20  
Feet

# PCB-1260

# SWMU 076



## Legend

- DETECT GREATER THAN ACTION LEVEL
- DETECT GREATER THAN NO ACTION LEVEL  
LESS THAN ACTION LEVEL
- DETECT LESS THAN NO ACTION LEVEL
- ▲ DETECT GREATER THAN BACKGROUND
- NONDETECT


**Risk-based action and no action levels taken from  
DOE 2001 for the Industrial Worker scenario.  
Background values from DOE 2001.**



0.5 2 3 4  
Feet

# PCB-1260

# SWMU 077



## Legend

- DETECT GREATER THAN ACTION LEVEL
- DETECT GREATER THAN NO ACTION LEVEL  
LESS THAN ACTION LEVEL
- DETECT LESS THAN NO ACTION LEVEL
- ▲ DETECT GREATER THAN BACKGROUND
- NONDETECT


**Risk-based action and no action levels taken from  
DOE 2001 for the Industrial Worker scenario.  
Background values from DOE 2001.**



0.5 1 2 3 4  
Feet

# PCB-1260

# SWMU 078



## Legend

- DETECT GREATER THAN ACTION LEVEL
- DETECT GREATER THAN NO ACTION LEVEL  
LESS THAN ACTION LEVEL
- DETECT LESS THAN NO ACTION LEVEL
- ▲ DETECT GREATER THAN BACKGROUND
- NONDETECT


Risk-based action and no action levels taken from  
DOE 2001 for the Industrial Worker scenario.  
Background values from DOE 2001.



0 1 2 4 6 8  
Feet

# PCB-1260

# SWMU 079



## Legend

- DETECT GREATER THAN ACTION LEVEL
- DETECT GREATER THAN NO ACTION LEVEL  
LESS THAN ACTION LEVEL
- DETECT LESS THAN NO ACTION LEVEL
- ▲ DETECT GREATER THAN BACKGROUND
- NONDETECT

Risk-based action and no action levels taken from  
DOE 2001 for the Industrial Worker scenario.  
Background values from DOE 2001.



0.5 2 3 4  
Feet

# PCB-1260

# SWMU 080



## Legend

- DETECT GREATER THAN ACTION LEVEL
- DETECT GREATER THAN NO ACTION LEVEL  
LESS THAN ACTION LEVEL
- DETECT LESS THAN NO ACTION LEVEL
- ▲ DETECT GREATER THAN BACKGROUND
- NONDETECT

Risk-based action and no action levels taken from  
DOE 2001 for the Industrial Worker scenario.  
Background values from DOE 2001.



0.5 10 15 20  
Feet

# PCB-1260



# SWMU 081



## Legend

- DETECT GREATER THAN ACTION LEVEL
- DETECT GREATER THAN NO ACTION LEVEL  
LESS THAN ACTION LEVEL
- DETECT LESS THAN NO ACTION LEVEL
- ▲ DETECT GREATER THAN BACKGROUND
- NONDETECT

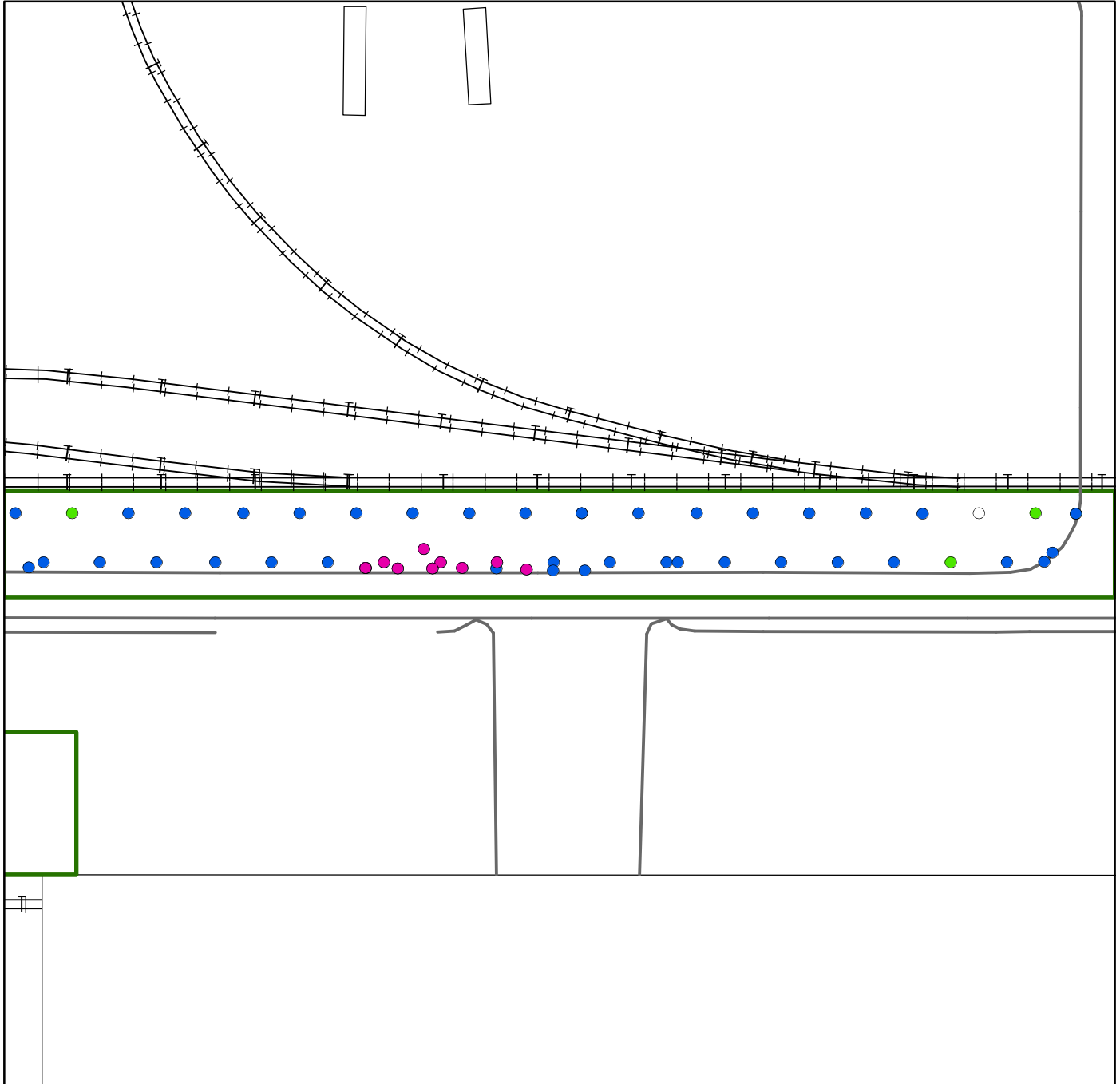
Risk-based action and no action levels taken from  
DOE 2001 for the Industrial Worker scenario.  
Background values from DOE 2001.



0.5 10 15 20  
Feet

# PCB-1260

# SWMU 092



## Legend

- DETECT GREATER THAN ACTION LEVEL
- DETECT GREATER THAN NO ACTION LEVEL  
LESS THAN ACTION LEVEL
- DETECT LESS THAN NO ACTION LEVEL
- ▲ DETECT GREATER THAN BACKGROUND
- NONDETECT

Risk-based action and no action levels taken from  
DOE 2001 for the Industrial Worker scenario.  
Background values from DOE 2001.

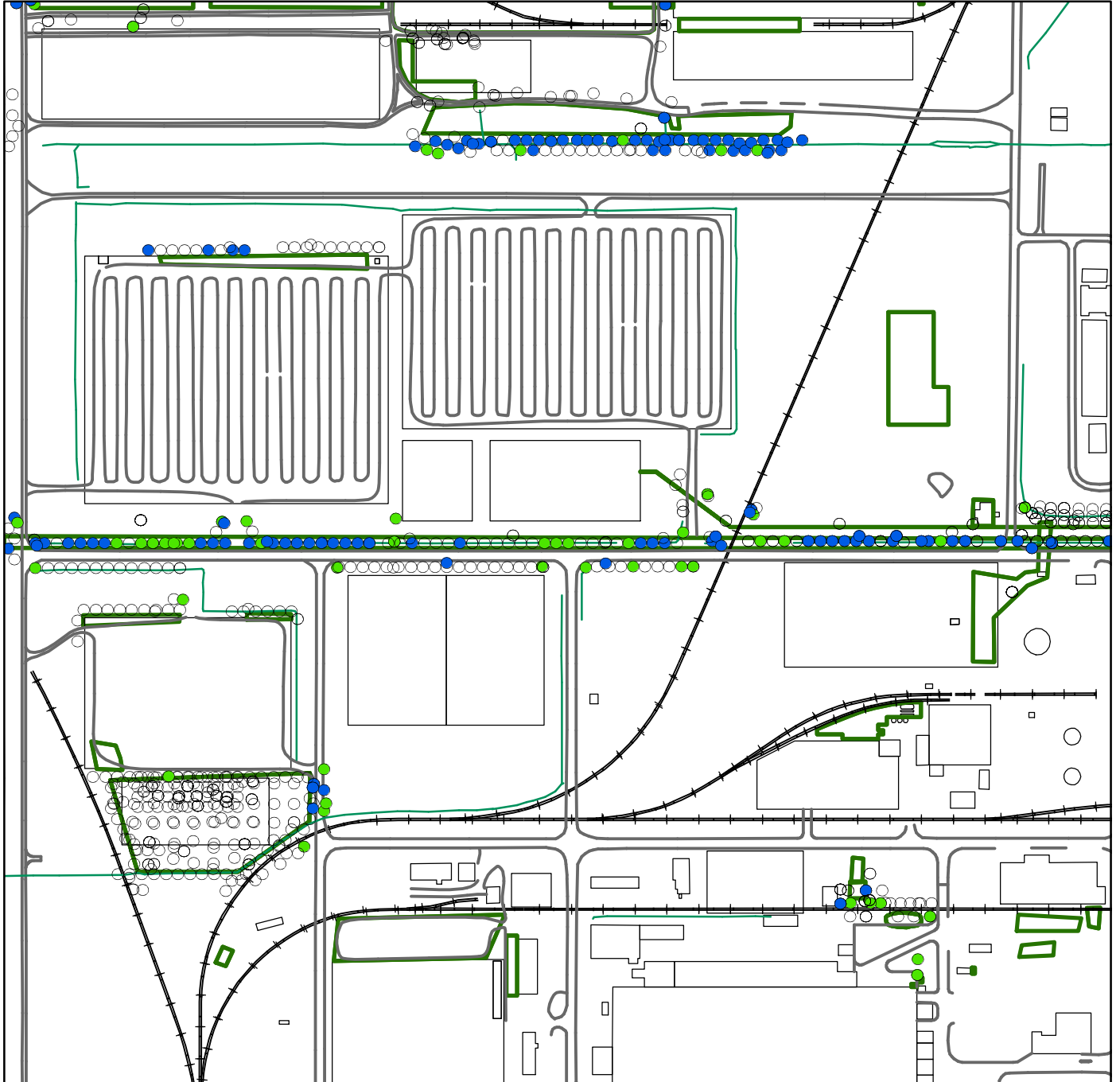


03 0203040

Feet

# PCB-1260

# SWMU 097



## Legend

- DETECT GREATER THAN ACTION LEVEL
- DETECT GREATER THAN NO ACTION LEVEL  
LESS THAN ACTION LEVEL
- DETECT LESS THAN NO ACTION LEVEL
- ▲ DETECT GREATER THAN BACKGROUND
- NONDETECT

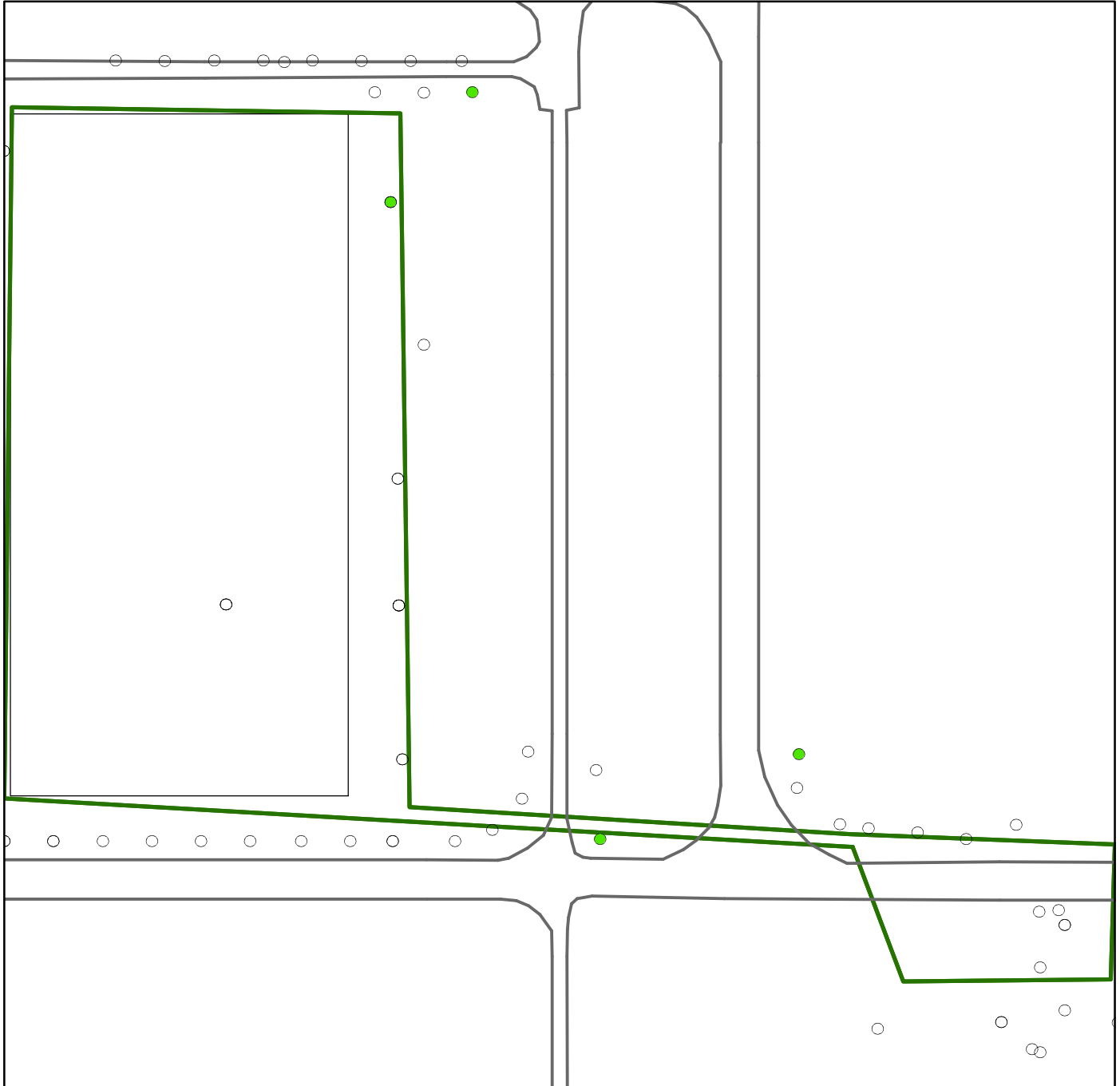
Risk-based action and no action levels taken from  
DOE 2001 for the Industrial Worker scenario.  
Background values from DOE 2001.



050 005200  
Feet

# PCB-1260

# SWMU 099



## Legend

- DETECT GREATER THAN ACTION LEVEL
- DETECT GREATER THAN NO ACTION LEVEL  
LESS THAN ACTION LEVEL
- DETECT LESS THAN NO ACTION LEVEL
- ▲ DETECT GREATER THAN BACKGROUND
- NONDETECT


Risk-based action and no action levels taken from  
DOE 2001 for the Industrial Worker scenario.  
Background values from DOE 2001.



0 20 40  
Feet

# PCB-1260

# SWMU 135



## Legend

- DETECT GREATER THAN ACTION LEVEL
- DETECT GREATER THAN NO ACTION LEVEL  
LESS THAN ACTION LEVEL
- DETECT LESS THAN NO ACTION LEVEL
- ▲ DETECT GREATER THAN BACKGROUND
- NONDETECT


**Risk-based action and no action levels taken from  
DOE 2001 for the Industrial Worker scenario.  
Background values from DOE 2001.**



0 12 4 6 8  
■ ■ ■ Feet

# PCB-1260

# SWMU 137



## Legend

- DETECT GREATER THAN ACTION LEVEL
- DETECT GREATER THAN NO ACTION LEVEL  
LESS THAN ACTION LEVEL
- DETECT LESS THAN NO ACTION LEVEL
- ▲ DETECT GREATER THAN BACKGROUND
- NONDETECT

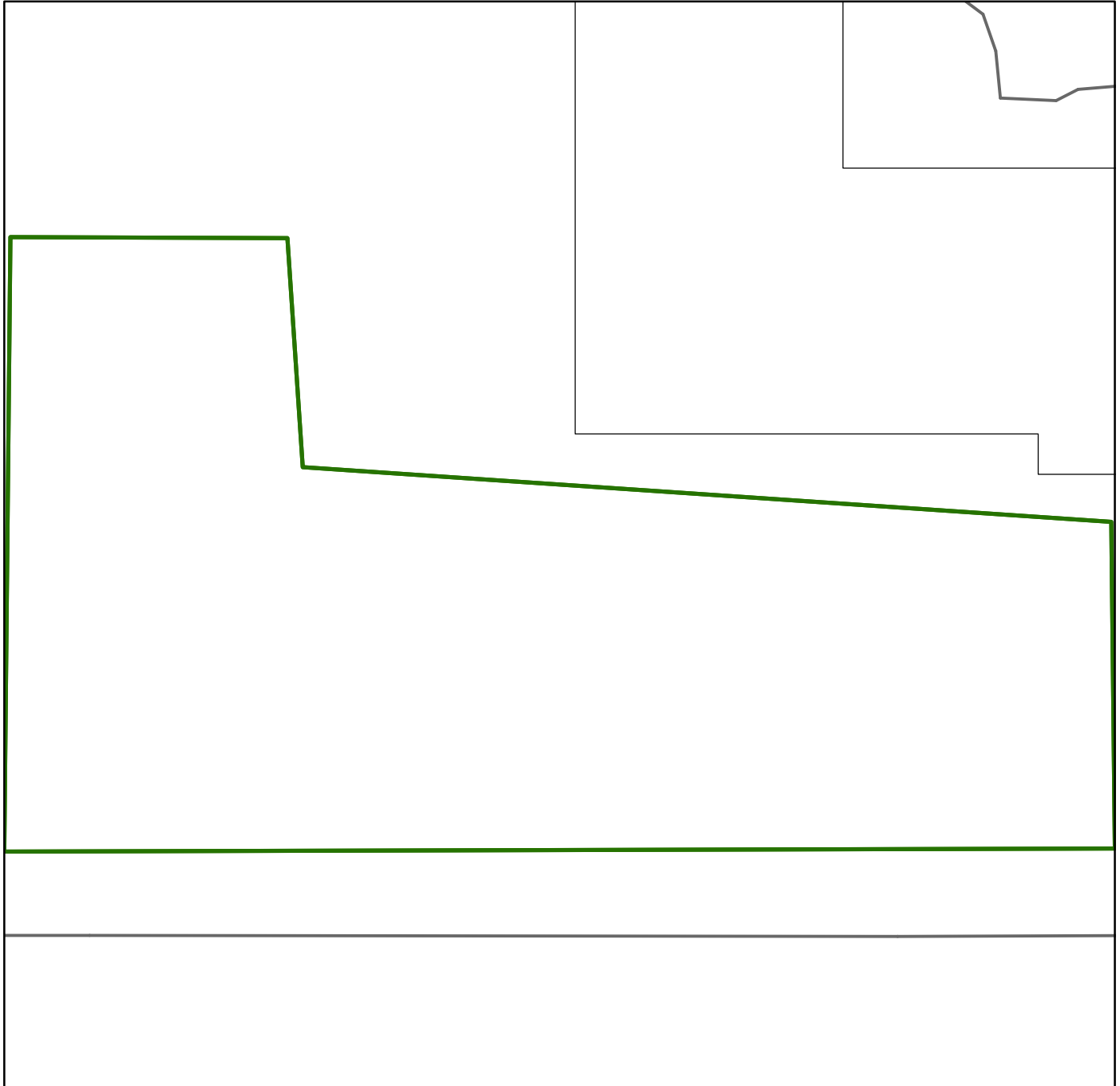
Risk-based action and no action levels taken from  
DOE 2001 for the Industrial Worker scenario.  
Background values from DOE 2001.



0012.4.0.8  
■ ■ ■ ■ Feet

# PCB-1260

# SWMU 138a



## Legend

- DETECT GREATER THAN ACTION LEVEL
- DETECT GREATER THAN NO ACTION LEVEL  
LESS THAN ACTION LEVEL
- DETECT LESS THAN NO ACTION LEVEL
- ▲ DETECT GREATER THAN BACKGROUND
- NONDETECT

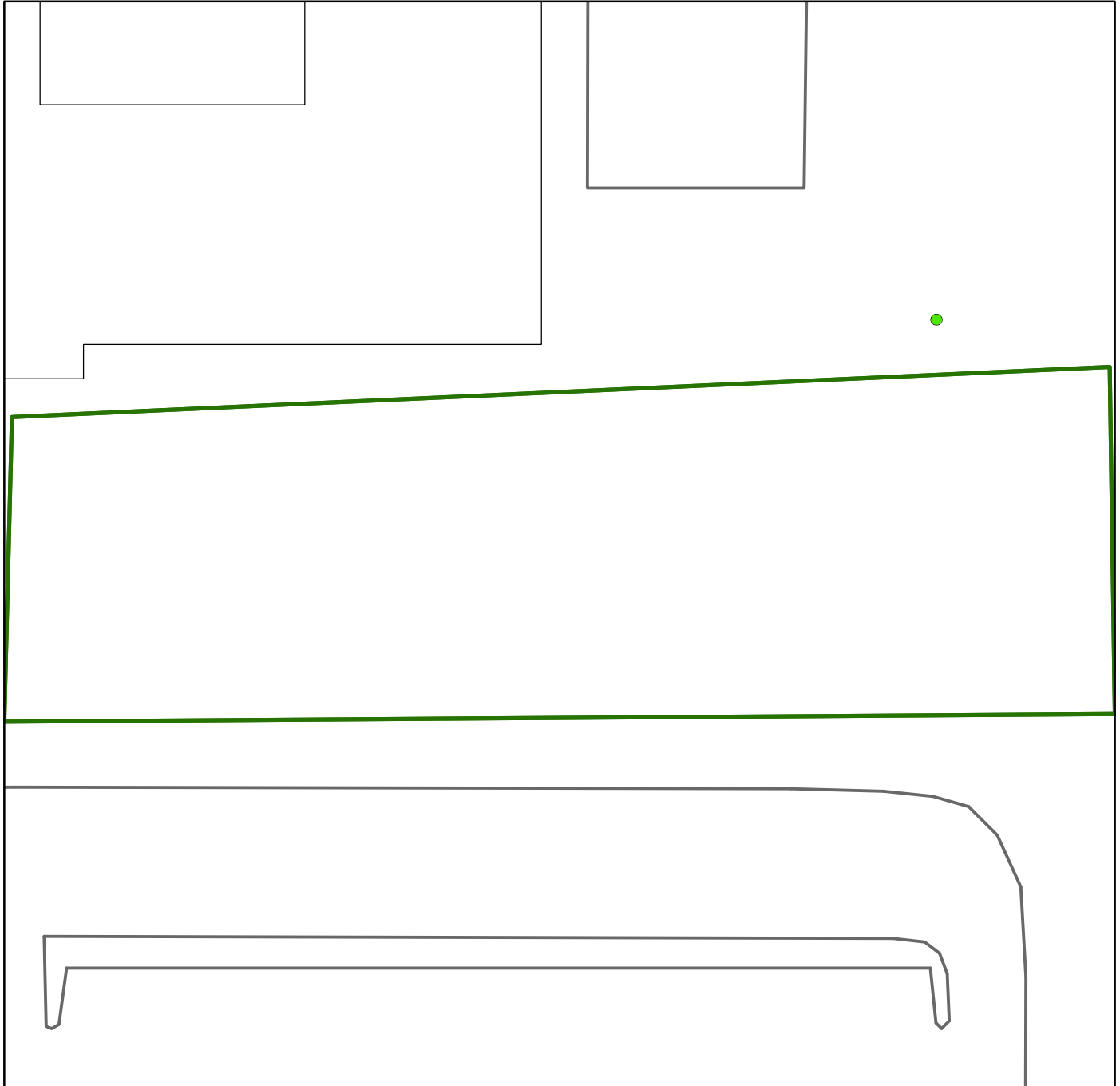
Risk-based action and no action levels taken from  
DOE 2001 for the Industrial Worker scenario.  
Background values from DOE 2001.



0.5 101520  
■ Feet

# PCB-1260

# SWMU 138b



## Legend

- DETECT GREATER THAN ACTION LEVEL
- DETECT GREATER THAN NO ACTION LEVEL  
LESS THAN ACTION LEVEL
- DETECT LESS THAN NO ACTION LEVEL
- ▲ DETECT GREATER THAN BACKGROUND
- NONDETECT

Risk-based action and no action levels taken from  
DOE 2001 for the Industrial Worker scenario.  
Background values from DOE 2001.




036 121824  
■■■■ Feet

# PCB-1260



# SWMU 153



## Legend

- DETECT GREATER THAN ACTION LEVEL
- DETECT GREATER THAN NO ACTION LEVEL  
LESS THAN ACTION LEVEL
- DETECT LESS THAN NO ACTION LEVEL
- ▲ DETECT GREATER THAN BACKGROUND
- NONDETECT


**Risk-based action and no action levels taken from  
DOE 2001 for the Industrial Worker scenario.  
Background values from DOE 2001.**



036 12 18 24  
■■■■ Feet

# PCB-1260

# SWMU 154



## Legend

- DETECT GREATER THAN ACTION LEVEL
- DETECT GREATER THAN NO ACTION LEVEL  
LESS THAN ACTION LEVEL
- DETECT LESS THAN NO ACTION LEVEL
- ▲ DETECT GREATER THAN BACKGROUND
- NONDETECT


**Risk-based action and no action levels taken from  
DOE 2001 for the Industrial Worker scenario.  
Background values from DOE 2001.**



0 48 16 24 32  
Feet

# PCB-1260

# SWMU 155



## Legend

- DETECT GREATER THAN ACTION LEVEL
- DETECT GREATER THAN NO ACTION LEVEL  
LESS THAN ACTION LEVEL
- DETECT LESS THAN NO ACTION LEVEL
- ▲ DETECT GREATER THAN BACKGROUND
- NONDETECT

**Risk-based action and no action levels taken from  
DOE 2001 for the Industrial Worker scenario.  
Background values from DOE 2001.**



0.0 18 27 36  
■ ■ ■ Feet

# PCB-1260