C-400 Vapor Intrusion Data

Project ID	Station	Date Collected	Project Sample ID	SmpType	AnaType	Chemical Name	Method	Matrix	MedType	Results	Units	Result Qualifier	Reporting Limit/MDA	Validation Code	Verification Code	Dilution Factor	Assessment Code	Lab Code	Sample Comments	Project Name
EM18-C400-VAPINT	C-400	27-Jan-18	C400VI1SUBOFCL-R	REG	VOA	1,1,2-Trichloroethane	EPA-TO-15	AIR	FT	31	µg/m³	U	120	=		10.59		TALTN	C-400 VI Location 1 subslab fan off doors closed—Resample	C-400 Vapor Intrusion
EM18-C400-VAPINT	C-400	27-Jan-18	C400VI5INOFCLD-R	FR	VOA	1,1,2-Trichloroethane	EPA-TO-15	AIR	FT	0.29	µg/m³	U	1.1	=		1		TALTN	C-400 VI Location 5 fan off doors closed—Resample Duplicate	C-400 Vapor Intrusion
EM18-C400-VAPINT	C-400	27-Jan-18	C400VI5SUBOFCL-R	REG	VOA	1,1,2-Trichloroethane	EPA-TO-15	AIR	FT	38000	µg/m³	U	140000	=		12739.23		TALTN	C-400 VI Location 5 subslab fan off doors closed—Resample	C-400 Vapor Intrusion
EM18-C400-VAPINT	C-400	27-Jan-18	C400VI5INOFCL-R	REG	VOA	1,1,2-Trichloroethane	EPA-TO-15	AIR	FT	0.29	µg/m³	U	1.1	=		1		TALTN	C-400 VI Location 5 fan off doors closed—Resample	C-400 Vapor Intrusion
EM18-C400-VAPINT	C-400	27-Jan-18	C400VI1INOFCL-R	REG	VOA	1,1,2-Trichloroethane	EPA-TO-15	AIR	FT	0.29	µg/m³	U	1.1	=		1		TALTN	C-400 VI Location 1 fan off doors closed—Resample	C-400 Vapor Intrusion
EM18-C400-VAPINT	C-400	27-Jan-18	C400VI2SUBOFCL-R	REG	VOA	1,1,2-Trichloroethane	EPA-TO-15	AIR	FT	0.29	µg/m³	U	1.1	=		1		TALTN	C-400 VI Location 2 subslab fan off doors closed—Resample	C-400 Vapor Intrusion
EM18-C400-VAPINT	C-400	27-Jan-18	C400VI2INOFCL-R	REG	VOA	1,1,2-Trichloroethane	EPA-TO-15	AIR	FT	0.29	µg/m³	U	1.1	=		1		TALTN	C-400 VI Location 2 fan off doors closed—Resample	C-400 Vapor Intrusion
EM18-C400-VAPINT	C-400	27-Jan-18	C400VI4SUBOFCL-R	REG	VOA	1,1,2-Trichloroethane	EPA-TO-15	AIR	FT	0.29	µg/m³	U	1.1	=		1		TALTN	C-400 VI Location 4 subslab fan off doors closed—Resample	C-400 Vapor Intrusion
EM18-C400-VAPINT	C-400	27-Jan-18	C400VI4INOFCL-R	REG	VOA	1,1,2-Trichloroethane	EPA-TO-15	AIR	FT	0.29	µg/m³	U	1.1	=		1		TALTN	C-400 VI Location 4 fan off doors closed—Resample	C-400 Vapor Intrusion
EM18-C400-VAPINT	C-400	27-Jan-18	C400VI3SUBOFCL-R	REG	VOA	1,1,2-Trichloroethane	EPA-TO-15	AIR	FT	0.29	µg/m³	U	1.1	=		1		TALTN	C-400 VI Location 3 subslab fan off doors closed—Resample	C-400 Vapor Intrusion
EM18-C400-VAPINT	C-400	27-Jan-18	C400VI3INOFCL-R	REG	VOA	1,1,1-Trichloroethane	EPA-TO-15	AIR	FT	0.16	µg/m³	U	1.1	=		1.63		TALTN	C-400 VI Location 3 fan off doors closed—Resample	C-400 Vapor Intrusion
EM18-C400-VAPINT	C-400	27-Jan-18	C400VI4AMBOFCL-R	REG	VOA	1,1,1-Trichloroethane	EPA-TO-15	AIR	FT	0.16	µg/m³	U	1.1	=		1		TALTN	C-400 VI Location 4 ambient fan off doors closed—Resample	C-400 Vapor Intrusion
EM18-C400-VAPINT	C-400	27-Jan-18	C400VI3SEAMBOFCL-R	REG	VOA	1,1,1-Trichloroethane	EPA-TO-15	AIR	FT	0.16	µg/m³	U	1.1	=		1		TALTN	C-400 VI Location 3 southeast ambient fan off doors closed—Resample	C-400 Vapor Intrusion
EM18-C400-VAPINT	C-400	27-Jan-18	C400VI2AMBOFCL-R	REG	VOA	1,1,1-Trichloroethane	EPA-TO-15	AIR	FT	0.16	µg/m³	U	1.1	=		1		TALTN	C-400 VI Location 2 ambient fan off doors closed—Resample	C-400 Vapor Intrusion
EM18-C400-VAPINT	C-400	27-Jan-18	C400VI8EXHOFCL-R	REG	VOA	1,1,1-Trichloroethane	EPA-TO-15	AIR	FT	0.16	µg/m³	U	1.1	=		1		TALTN	C-400 VI Location 8 exhaust fan off doors closed—Resample	C-400 Vapor Intrusion
EM18-C400-VAPINT	C-400	27-Jan-18	C400VI6INOFCL-R	REG	VOA	1,1,1-Trichloroethane	EPA-TO-15	AIR	FT	0.16	µg/m³	U	1.1	=		1		TALTN	C-400 VI Location 6 fan off doors closed—Resample	C-400 Vapor Intrusion
EM18-C400-VAPINT	C-400	27-Jan-18	C400VI6INOFCLD-R	FR	VOA	1,1,1-Trichloroethane	EPA-TO-15	AIR	FT	0.16	µg/m³	U	1.1	=		1		TALTN	C-400 VI Location 6 fan off doors closed—Resample Duplicate	C-400 Vapor Intrusion
EM18-C400-VAPINT	C-400	27-Jan-18	C400VI6SUBOFCL-R	REG	VOA	1,1,1-Trichloroethane	EPA-TO-15	AIR	FT	0.16	µg/m³	U	1.1	=		1		TALTN	C-400 VI Location 6 subslab fan off doors closed—Resample	C-400 Vapor Intrusion
EM18-C400-VAPINT	C-400	27-Jan-18	C400VI1AMBOFCL-R	REG	VOA	1,1,1-Trichloroethane	EPA-TO-15	AIR	FT	0.16	µg/m³	U	1.1	=		1		TALTN	C-400 VI Location 1 ambient fan off doors closed—Resample	C-400 Vapor Intrusion
EM18-C400-VAPINT	C-400	27-Jan-18	C400VI7SUBOFCL-R	REG	VOA	1,1,1-Trichloroethane	EPA-TO-15	AIR	FT	92	µg/m³	U	610	=		44.75		TALTN	C-400 VI Location 7 subslab fan off doors closed—Resample	C-400 Vapor Intrusion
EM18-C400-VAPINT	C-400	27-Jan-18	C400VI1SUBOFCL-R	REG	VOA	1,1,1-Trichloroethane	EPA-TO-15	AIR	FT	17	µg/m³	U	120	=		10.59		TALTN	C-400 VI Location 1 subslab fan off doors closed—Resample	C-400 Vapor Intrusion
EM18-C400-VAPINT	C-400	27-Jan-18	C400VI5INOFCLD-R	FR	VOA	1,1,1-Trichloroethane	EPA-TO-15	AIR	FT	0.16	µg/m³	U	1.1	=		1		TALTN	C-400 VI Location 5 fan off doors closed—Resample Duplicate	C-400 Vapor Intrusion
EM18-C400-VAPINT	C-400	27-Jan-18	C400VI5SUBOFCL-R	REG	VOA	1,1,1-Trichloroethane	EPA-TO-15	AIR	FT	21000	µg/m³	U	140000	=		12739.23		TALTN	C-400 VI Location 5 subslab fan off doors closed—Resample	C-400 Vapor Intrusion
EM18-C400-VAPINT	C-400	27-Jan-18	C400VI5INOFCL-R	REG	VOA	1,1,1-Trichloroethane	EPA-TO-15	AIR	FT	0.16	µg/m³	U	1.1	=		1		TALTN	C-400 VI Location 5 fan off doors closed—Resample	C-400 Vapor Intrusion
EM18-C400-VAPINT	C-400	27-Jan-18	C400VI1INOFCL-R	REG	VOA	1,1,1-Trichloroethane	EPA-TO-15	AIR	FT	0.16	µg/m³	U	1.1	=		1		TALTN	C-400 VI Location 1 fan off doors closed—Resample	C-400 Vapor Intrusion
EM18-C400-VAPINT	C-400	27-Jan-18	C400VI2SUBOFCL-R	REG	VOA	1,1,1-Trichloroethane	EPA-TO-15	AIR	FT	0.16	µg/m³	U	1.1	=		1		TALTN	C-400 VI Location 2 subslab fan off doors closed—Resample	C-400 Vapor Intrusion
EM18-C400-VAPINT	C-400	27-Jan-18	C400VI2INOFCL-R	REG	VOA	1,1,1-Trichloroethane	EPA-TO-15	AIR	FT	0.16	µg/m³	U	1.1	=		1		TALTN	C-400 VI Location 2 fan off doors closed—Resample	C-400 Vapor Intrusion
EM18-C400-VAPINT	C-400	27-Jan-18	C400VI4SUBOFCL-R	REG	VOA	1,1,1-Trichloroethane	EPA-TO-15	AIR	FT	0.16	µg/m³	U	1.1	=		1		TALTN	C-400 VI Location 4 subslab fan off doors closed—Resample	C-400 Vapor Intrusion
EM18-C400-VAPINT	C-400	27-Jan-18	C400VI4INOFCL-R	REG	VOA	1,1,1-Trichloroethane	EPA-TO-15	AIR	FT	0.16	µg/m³	U	1.1	=		1		TALTN	C-400 VI Location 4 fan off doors closed—Resample	C-400 Vapor Intrusion
EM18-C400-VAPINT	C-400	27-Jan-18	C400VI3SUBOFCL-R	REG	VOA	1,1,1-Trichloroethane	EPA-TO-15	AIR	FT	0.16	µg/m³	U	1.1	=		1		TALTN	C-400 VI Location 3 subslab fan off doors closed—Resample	C-400 Vapor Intrusion
EM18-C400-VAPINT	C-400	27-Jan-18	C400VI2AMBOFCL-R	REG	VOA	1,1,2-Trichloroethane	EPA-TO-15	AIR	FT	0.29	µg/m³	U	1.1	=		1		TALTN	C-400 VI Location 2 ambient fan off doors closed—Resample	C-400 Vapor Intrusion
EM18-C400-VAPINT	C-400	27-Jan-18	C400VI3INOFCL-R	REG	VOA	1,1,2-Trichloroethane	EPA-TO-15	AIR	FT	0.29	µg/m³	U	1.1	=		1.63		TALTN	C-400 VI Location 3 fan off doors closed—Resample	C-400 Vapor Intrusion
EM18-C400-VAPINT	C-400	27-Jan-18	C400VI3SEAMBOFCL-R	REG	VOA	1,1,2-Trichloroethane	EPA-TO-15	AIR	FT	0.29	µg/m³	U	1.1	=		1		TALTN	C-400 VI Location 3 southeast ambient fan off doors closed—Resample	C-400 Vapor Intrusion
EM18-C400-VAPINT	C-400	27-Jan-18	C400VI4AMBOFCL-R	REG	VOA	1,1,2-Trichloroethane	EPA-TO-15	AIR	FT	0.29	µg/m³	U	1.1	=		1		TALTN	C-400 VI Location 4 ambient fan off doors closed—Resample	C-400 Vapor Intrusion
EM18-C400-VAPINT	C-400	27-Jan-18	C400VI8EXHOFCL-R	REG	VOA	1,1,2-Trichloroethane	EPA-TO-15	AIR	FT	0.29	µg/m³	U	1.1	=		1		TALTN	C-400 VI Location 8 exhaust fan off doors closed—Resample	C-400 Vapor Intrusion
EM18-C400-VAPINT	C-400	27-Jan-18	C400VI6INOFCL-R	REG	VOA	1,1,2-Trichloroethane	EPA-TO-15	AIR	FT	0.29	µg/m³	U	1.1	=		1		TALTN	C-400 VI Location 6 fan off doors closed—Resample	C-400 Vapor Intrusion
EM18-C400-VAPINT	C-400	27-Jan-18	C400VI6INOFCLD-R	FR	VOA	1,1,2-Trichloroethane	EPA-TO-15	AIR	FT	0.29	µg/m³	U	1.1	=		1		TALTN	C-400 VI Location 6 fan off doors closed—Resample Duplicate	C-400 Vapor Intrusion
EM18-C400-VAPINT	C-400	27-Jan-18	C400VI1AMBOFCL-R	REG	VOA	1,1,2-Trichloroethane	EPA-TO-15	AIR	FT	0.29	µg/m³	U	1.1	=		1		TALTN	C-400 VI Location 1 ambient fan off doors closed—Resample	C-400 Vapor Intrusion
EM18-C400-VAPINT	C-400	27-Jan-18	C400VI6SUBOFCL-R	REG	VOA	1,1,2-Trichloroethane	EPA-TO-15	AIR	FT	0.29	µg/m³	U	1.1	=		1		TALTN	C-400 VI Location 6 subslab fan off doors closed—Resample	C-400 Vapor Intrusion
EM18-C400-VAPINT	C-400	27-Jan-18	C400VI7SUBOFCL-R	REG	VOA	1,1,2-Trichloroethane	EPA-TO-15	AIR	FT	160	µg/m³	U	610	=		44.75		TALTN	C-400 VI Location 7 subslab fan off doors closed—Resample	C-400 Vapor Intrusion
EM18-C400-VAPINT	C-400	27-Jan-18	C400VI3INOFCL-R	REG	VOA	1,1-Dichloroethane	EPA-TO-15	AIR	FT	0.11	µg/m³	U	0.81	=		1.63		TALTN	C-400 VI Location 3 fan off doors closed—Resample	C-400 Vapor Intrusion
EM18-C400-VAPINT	C-400	27-Jan-18	C400VI4AMBOFCL-R	REG	VOA	1,1-Dichloroethane	EPA-TO-15	AIR	FT	0.11	µg/m³	U	0.81	=		1		TALTN	C-400 VI Location 4 ambient fan off doors closed—Resample	C-400 Vapor Intrusion
EM18-C400-VAPINT	C-400	27-Jan-18	C400VI3SEAMBOFCL-R	REG	VOA	1,1-Dichloroethane	EPA-TO-15	AIR	FT	0.11	µg/m³	U	0.81	=		1		TALTN	C-400 VI Location 3 southeast ambient fan off doors closed—Resample	C-400 Vapor Intrusion
EM18-C400-VAPINT	C-400	27-Jan-18	C400VI2AMBOFCL-R	REG	VOA	1,1-Dichloroethane	EPA-TO-15	AIR	FT	0.11	µg/m³	U	0.81	=		1		TALTN	C-400 VI Location 2 ambient fan off doors closed—Resample	C-400 Vapor Intrusion
EM18-C400-VAPINT	C-400	27-Jan-18	C400VI8EXHOFCL-R	REG	VOA	1,1-Dichloroethane	EPA-TO-15	AIR	FT	0.11	µg/m³	U	0.81	=		1		TALTN	C-400 VI Location 8 exhaust fan off doors closed—Resample	C-400 Vapor Intrusion
EM18-C400-VAPINT	C-400	27-Jan-18	C400VI6INOFCL-R	REG	VOA	1,1-Dichloroethane	EPA-TO-15	AIR	FT	0.11	µg/m³	U	0.81	=		1		TALTN	C-400 VI Location 6 fan off doors closed—Resample	C-400 Vapor Intrusion
EM18-C400-VAPINT	C-400	27-Jan-18	C400VI6INOFCLD-R	FR	VOA	1,1-Dichloroethane	EPA-TO-15	AIR	FT	0.11	µg/m³	U	0.81	=		1		TALTN	C-400 VI Location 6 fan off doors closed—Resample Duplicate	C-400 Vapor Intrusion
EM18-C400-VAPINT	C-400	27-Jan-18	C400VI6SUBOFCL-R	REG	VOA	1,1-Dichloroethane	EPA-TO-15	AIR	FT	0.11	µg/m³	U	0.81	=		1		TALTN	C-400 VI Location 6 subslab fan off doors closed—Resample	C-400 Vapor Intrusion
EM18-C400-VAPINT	C-400	27-Jan-18	C400VI1AMBOFCL-R	REG	VOA	1,1-Dichloroethane	EPA-TO-15	AIR	FT	0.11	µg/m³	U	0.81	=		1		TALTN	C-400 VI Location 1 ambient fan off doors closed—Resample	C-400 Vapor Intrusion
EM18-C400-VAPINT	C-400	27-Jan-18	C400VI7SUBOFCL-R	REG	VOA	1,1-Dichloroethane	EPA-TO-15	AIR	FT	59	µg/m³	U	450	=		44.75		TALTN	C-400 VI Location 7 subslab fan off doors closed—Resample	C-400 Vapor Intrusion
EM18-C400-VAPINT	C-400	27-Jan-18	C400VI5SUBOFCL-R	REG	VOA	1,1-Dichloroethane	EPA-TO-15	AIR	FT	13000	µg/m³	U	100000	=		12739.23		TALTN	C-400 VI Location 5 subslab fan off doors closed—Resample	C-400 Vapor Intrusion
EM18-C400-VAPINT	C-400	27-Jan-18	C400VI1SUBOFCL-R	REG	VOA	1,1-Dichloroethane	EPA-TO-15	AIR	FT	11	µg/m³	U	86	=		10.59		TALTN	C-400 VI Location 1 subslab fan off doors closed—Resample	C-400 Vapor Intrusion
EM18-C400-VAPINT	C-400	27-Jan-18	C400VI5INOFCLD-R	FR	VOA	1,1-Dichloroethane	EPA-TO-15	AIR	FT	0.11	µg/m³	U	0.81	=		1		TALTN	C-400 VI Location 5 fan off doors closed—Resample Duplicate	C-400 Vapor Intrusion
EM18-C400-VAPINT	C-400	27-Jan-18	C400VI5INOFCL-R	REG	VOA	1,1-Dichloroethane	EPA-TO-15	AIR	FT	0.11	µg/m³	U	0.81	=		1		TALTN	C-400 VI Location 5 fan off doors closed—Resample	C-400 Vapor Intrusion
EM18-C400-VAPINT	C-400	27-Jan-18	C400VI1INOFCL-R	REG	VOA	1,1-Dichloroethane	EPA-TO-15	AIR	FT	0.11	µg/m³	U	0.81	=		1		TALTN	C-400 VI Location 1 fan off doors closed—Resample	C-400 Vapor Intrusion
EM18-C400-VAPINT	C-400	27-Jan-18	C400VI2SUBOFCL-R	REG	VOA	1,1-Dichloroethane	EPA-TO-15	AIR	FT	0.11	µg/m³	U	0.81	=		1		TALTN	C-400 VI Location 2 subslab fan off doors closed—Resample	C-400 Vapor Intrusion
EM18-C400-VAPINT	C-400	27-Jan-18	C400VI2INOFCL-R	REG	VOA	1,1-Dichloroethane	EPA-TO-15	AIR	FT	0.11	µg/m³	U	0.81	=		1		TALTN	C-400 VI Location 2 fan off doors closed—Resample	C-400 Vapor Intrusion
EM18-C400-VAPINT	C-400	27-Jan-18	C400VI4SUBOFCL-R	REG	VOA	1,1-Dichloroethane	EPA-TO-15	AIR	FT	0.11	µg/m³	U	0.81	=		1		TALTN	C-400 VI Location 4 subslab fan off doors closed—Resample	C-400 Vapor Intrusion
EM18-C400-VAPINT	C-400	27-Jan-18	C400VI4INOFCL-R	REG	VOA	1,1-Dichloroethane	EPA-TO-15	AIR	FT	0.11	µg/m³	U	0.81	=		1		TALTN	C-400 VI Location 4 fan off doors closed—Resample	C-400 Vapor Intrusion
EM18-C400-VAPINT	C-400	27-Jan-18	C400VI3SUBOFCL-R	REG	VOA	1,1-Dichloroethane	EPA-TO-15	AIR	FT	0.11	µg/m³	U	0.81	=		1		TALTN	C-400 VI Location 3 subslab fan off doors closed—Resample	C-400 Vapor Intrusion
EM18-C400-VAPINT	C-400	27-Jan-18	C400VI3SUBOFCL-R	REG	VOA	1,1-Dichloroethene	EPA-TO-15	AIR	FT	0.13	µg/m³	U	0.79	=		1		TALTN	C-400 VI Location 3 subslab fan off doors closed—Resample	C-400 Vapor Intrusion
EM18-C400-VAPINT	C-400	27-Jan-18	C400VI4INOFCL-R	REG	VOA	1,1-Dichloroethene	EPA-TO-15	AIR	FT	0.13	µg/m³	U	0.79	=		1		TALTN	C-400 VI Location 4 fan off doors closed—Resample	C-400 Vapor Intrusion
EM18-C400-VAPINT	C-400	27-Jan-18	C400VI4SUBOFCL-R	REG	VOA	1,1-Dichloroethene	EPA-TO-15	AIR	FT	0.13	µg/m³	U	0.79	=		1		TALTN	C-400 VI Location 4 subslab fan off doors closed—Resample	C-400 Vapor Intrusion
EM18-C400-VAPINT	C-400	27-Jan-18	C400VI2INOFCL-R	REG	VOA	1,1-Dichloroethene	EPA-TO-15	AIR	FT	0.13	µg/m³	U	0.79	=		1		TALTN	C-400 VI Location 2 fan off doors closed—Resample	C-400 Vapor Intrusion
EM18-C400-VAPINT	C-400	27-Jan-18	C400VI2SUBOFCL-R	REG	VOA	1,1-Dichloroethene	EPA-TO-15	AIR	FT	0.13	µg/m³	U	0.79	=		1		TALTN	C-400 VI Location 2 subslab fan off doors closed—Resample	C-400 Vapor Intrusion
EM18-C400-VAPINT	C-400	27-Jan-18	C400VI1INOFCL-R	REG	VOA	1,1-Dichloroethene	EPA-TO-15	AIR	FT	0.13	µg/m³	U	0.79	=		1		TALTN	C-400 VI Location 1 fan off doors closed—Resample	C-400 Vapor Intrusion
EM18-C400-VAPINT	C-400	27-Jan-18	C400VI5INOFCL-R	REG	VOA	1,1-Dichloroethene	EPA-TO-15	AIR	FT	0.13	µg/m³	U	0.79	=		1		TALTN	C-400 VI Location 5 fan off doors closed—Resample	C-400 Vapor Intrusion
EM18-C400-VAPINT	C-400	27-Jan-18	C400VI5INOFCLD-R	FR	VOA	1,1-Dichloroethene	EPA-TO-15	AIR	FT	0.13	µg/m³	U	0.79	=		1		TALTN	C-400 VI Location 5 fan off doors closed—Resample Duplicate	C-400 Vapor Intrusion
EM18-C400-VAPINT	C-400	27-Jan-18	C400VI1SUBOFCL-R	REG	VOA	1,1-Dichloroethene	EPA-TO-15	AIR	FT	14	µg/m³	U	84	=		10.59		TALTN	C-400 VI Location 1 subslab fan off doors closed—Resample	C-400 Vapor Intrusion
EM18-C400-VAPINT	C-400	27-Jan-18	C400VI5SUBOFCL-R	REG	VOA	1,1-Dichloroethene	EPA-TO-15	AIR	FT	17000	µg/m³	U	100000	=		12739.23		TALTN	C-400 VI Location 5 subslab fan off doors closed—Resample	C-400 Vapor Intrusion
EM18-C400-VAPINT	C-400	27-Jan-18	C400VI7SUBOFCL-R	REG	VOA	1,1-Dichloroethene	EPA-TO-15	AIR	FT	75	µg/m³	U	440	=		44.75		TALTN	C-400 VI Location 7 subslab fan off doors closed—Resample	C-400 Vapor Intrusion
EM18-C400-VAPINT	C-400	27-Jan-18	C400VI1AMBOFCL-R	REG	VOA	1,1-Dichloroethene	EPA-TO-15	AIR	FT	0.13	µg/m³	U	0.79	=		1		TALTN	C-400 VI Location 1 ambient fan off doors closed—Resample	C-400 Vapor Intrusion

C-400 Vapor Intrusion Data (Continued)

Project ID	Station	Date Collected	Project Sample ID	SmpType	AnaType	Chemical Name	Method	Matrix	MedType	Results	Units	Result Qualifier	Reporting Limit/MDA	Validation Code	Verification Code	Dilution Factor	Assessment Code	Lab Code	Sample Comments	Project Name
EM18-C400-VAPINT	C-400	27-Jan-18	C400VI6SUBOFCL-R	REG	VOA	1,1-Dichloroethene	EPA-TO-15	AIR	FT	0.13	µg/m³	U	0.79	=		1		TALTN	C-400 VI Location 6 subslab fan off doors closed—Resample	C-400 Vapor Intrusion
EM18-C400-VAPINT	C-400	27-Jan-18	C400VI6INOFCLD-R	FR	VOA	1,1-Dichloroethene	EPA-TO-15	AIR	FT	0.13	µg/m³	U	0.79	=		1		TALTN	C-400 VI Location 6 fan off doors closed—Resample Duplicate	C-400 Vapor Intrusion
EM18-C400-VAPINT	C-400	27-Jan-18	C400VI6INOFCL-R	REG	VOA	1,1-Dichloroethene	EPA-TO-15	AIR	FT	0.13	µg/m³	U	0.79	=		1		TALTN	C-400 VI Location 6 fan off doors closed—Resample	C-400 Vapor Intrusion
EM18-C400-VAPINT	C-400	27-Jan-18	C400VI8EXHOFCL-R	REG	VOA	1,1-Dichloroethene	EPA-TO-15	AIR	FT	0.13	µg/m³	U	0.79	=		1		TALTN	C-400 VI Location 8 exhaust fan off doors closed—Resample	C-400 Vapor Intrusion
EM18-C400-VAPINT	C-400	27-Jan-18	C400VI2AMBOFCL-R	REG	VOA	1,1-Dichloroethene	EPA-TO-15	AIR	FT	0.13	µg/m³	U	0.79	=		1		TALTN	C-400 VI Location 2 ambient fan off doors closed—Resample	C-400 Vapor Intrusion
EM18-C400-VAPINT	C-400	27-Jan-18	C400VI3SEAMBOFCL-R	REG	VOA	1,1-Dichloroethene	EPA-TO-15	AIR	FT	0.13	µg/m³	U	0.79	=		1		TALTN	C-400 VI Location 3 southeast ambient fan off doors closed—Resample	C-400 Vapor Intrusion
EM18-C400-VAPINT	C-400	27-Jan-18	C400VI4AMBOFCL-R	REG	VOA	1,1-Dichloroethene	EPA-TO-15	AIR	FT	0.13	µg/m³	U	0.79	=		1		TALTN	C-400 VI Location 4 ambient fan off doors closed—Resample	C-400 Vapor Intrusion
EM18-C400-VAPINT	C-400	27-Jan-18	C400VI3INOFCL-R	REG	VOA	1,1-Dichloroethene	EPA-TO-15	AIR	FT	0.13	µg/m³	U	0.79	=		1.63		TALTN	C-400 VI Location 3 fan off doors closed—Resample	C-400 Vapor Intrusion
EM18-C400-VAPINT	C-400	27-Jan-18	C400VI3SEAMBOFCL-R	REG	VOA	1,2-Dichloroethane	EPA-TO-15	AIR	FT	0.19	µg/m³	U	0.81	=		1		TALTN	C-400 VI Location 3 southeast ambient fan off doors closed—Resample	C-400 Vapor Intrusion
EM18-C400-VAPINT	C-400	27-Jan-18	C400VI2AMBOFCL-R	REG	VOA	1,2-Dichloroethane	EPA-TO-15	AIR	FT	0.19	µg/m³	U	0.81	=		1		TALTN	C-400 VI Location 2 ambient fan off doors closed—Resample	C-400 Vapor Intrusion
EM18-C400-VAPINT	C-400	27-Jan-18	C400VI3INOFCL-R	REG	VOA	1,2-Dichloroethane	EPA-TO-15	AIR	FT	0.19	µg/m³	U	0.81	=		1.63		TALTN	C-400 VI Location 3 fan off doors closed—Resample	C-400 Vapor Intrusion
EM18-C400-VAPINT	C-400	27-Jan-18	C400VI4AMBOFCL-R	REG	VOA	1,2-Dichloroethane	EPA-TO-15	AIR	FT	0.19	µg/m³	U	0.81	=		1		TALTN	C-400 VI Location 4 ambient fan off doors closed—Resample	C-400 Vapor Intrusion
EM18-C400-VAPINT	C-400	27-Jan-18	C400VI8EXHOFCL-R	REG	VOA	1,2-Dichloroethane	EPA-TO-15	AIR	FT	0.19	µg/m³	U	0.81	=		1		TALTN	C-400 VI Location 8 exhaust fan off doors closed—Resample	C-400 Vapor Intrusion
EM18-C400-VAPINT	C-400	27-Jan-18	C400VI6INOFCL-R	REG	VOA	1,2-Dichloroethane	EPA-TO-15	AIR	FT	0.19	µg/m³	U	0.81	=		1		TALTN	C-400 VI Location 6 fan off doors closed—Resample	C-400 Vapor Intrusion
EM18-C400-VAPINT	C-400	27-Jan-18	C400VI6INOFCLD-R	FR	VOA	1,2-Dichloroethane	EPA-TO-15	AIR	FT	0.19	µg/m³	U	0.81	=		1		TALTN	C-400 VI Location 6 fan off doors closed—Resample Duplicate	C-400 Vapor Intrusion
EM18-C400-VAPINT	C-400	27-Jan-18	C400VI1AMBOFCL-R	REG	VOA	1,2-Dichloroethane	EPA-TO-15	AIR	FT	0.19	µg/m³	U	0.81	=		1		TALTN	C-400 VI Location 1 ambient fan off doors closed—Resample	C-400 Vapor Intrusion
EM18-C400-VAPINT	C-400	27-Jan-18	C400VI6SUBOFCL-R	REG	VOA	1,2-Dichloroethane	EPA-TO-15	AIR	FT	0.19	µg/m³	U	0.81	=		1		TALTN	C-400 VI Location 6 subslab fan off doors closed—Resample	C-400 Vapor Intrusion
EM18-C400-VAPINT	C-400	27-Jan-18	C400VI7SUBOFCL-R	REG	VOA	1,2-Dichloroethane	EPA-TO-15	AIR	FT	110	µg/m³	U	450	=		44.75		TALTN	C-400 VI Location 7 subslab fan off doors closed—Resample	C-400 Vapor Intrusion
EM18-C400-VAPINT	C-400	27-Jan-18	C400VI5SUBOFCL-R	REG	VOA	1,2-Dichloroethane	EPA-TO-15	AIR	FT	24000	µg/m³	U	100000	=		12739.23		TALTN	C-400 VI Location 5 subslab fan off doors closed—Resample	C-400 Vapor Intrusion
EM18-C400-VAPINT	C-400	27-Jan-18	C400VI5INOFCL-R	REG	VOA	1,2-Dichloroethane	EPA-TO-15	AIR	FT	0.19	µg/m³	U	0.81	=		1		TALTN	C-400 VI Location 5 fan off doors closed—Resample	C-400 Vapor Intrusion
EM18-C400-VAPINT	C-400	27-Jan-18	C400VI5INOFCLD-R	FR	VOA	1,2-Dichloroethane	EPA-TO-15	AIR	FT	0.19	µg/m³	U	0.81	=		1		TALTN	C-400 VI Location 5 fan off doors closed—Resample Duplicate	C-400 Vapor Intrusion
EM18-C400-VAPINT	C-400	27-Jan-18	C400VI1SUBOFCL-R	REG	VOA	1,2-Dichloroethane	EPA-TO-15	AIR	FT	20	µg/m³	U	86	=		10.59		TALTN	C-400 VI Location 1 subslab fan off doors closed—Resample	C-400 Vapor Intrusion
EM18-C400-VAPINT	C-400	27-Jan-18	C400VI1INOFCL-R	REG	VOA	1,2-Dichloroethane	EPA-TO-15	AIR	FT	0.19	µg/m³	U	0.81	=		1		TALTN	C-400 VI Location 1 fan off doors closed—Resample	C-400 Vapor Intrusion
EM18-C400-VAPINT	C-400	27-Jan-18	C400VI2SUBOFCL-R	REG	VOA	1,2-Dichloroethane	EPA-TO-15	AIR	FT	0.19	µg/m³	U	0.81	=		1		TALTN	C-400 VI Location 2 subslab fan off doors closed—Resample	C-400 Vapor Intrusion
EM18-C400-VAPINT	C-400	27-Jan-18	C400VI2INOFCL-R	REG	VOA	1,2-Dichloroethane	EPA-TO-15	AIR	FT	0.19	µg/m³	U	0.81	=		1		TALTN	C-400 VI Location 2 fan off doors closed—Resample	C-400 Vapor Intrusion
EM18-C400-VAPINT	C-400	27-Jan-18	C400VI4SUBOFCL-R	REG	VOA	1,2-Dichloroethane	EPA-TO-15	AIR	FT	0.19	µg/m³	U	0.81	=		1		TALTN	C-400 VI Location 4 subslab fan off doors closed—Resample	C-400 Vapor Intrusion
EM18-C400-VAPINT	C-400	27-Jan-18	C400VI4INOFCL-R	REG	VOA	1,2-Dichloroethane	EPA-TO-15	AIR	FT	0.19	µg/m³	U	0.81	=		1		TALTN	C-400 VI Location 4 fan off doors closed—Resample	C-400 Vapor Intrusion
EM18-C400-VAPINT	C-400	27-Jan-18	C400VI3SUBOFCL-R	REG	VOA	1,2-Dichloroethane	EPA-TO-15	AIR	FT	0.19	µg/m³	U	0.81	=		1		TALTN	C-400 VI Location 3 subslab fan off doors closed—Resample	C-400 Vapor Intrusion
EM18-C400-VAPINT	C-400	27-Jan-18	C400VI3SUBOFCL-R	REG	VOA	1,4-Dioxane	EPA-TO-15	AIR	FT	0.29	µg/m³	U	1.8	=		1		TALTN	C-400 VI Location 3 subslab fan off doors closed—Resample	C-400 Vapor Intrusion
EM18-C400-VAPINT	C-400	27-Jan-18	C400VI4INOFCL-R	REG	VOA	1,4-Dioxane	EPA-TO-15	AIR	FT	0.29	µg/m³	U	1.8	=		1		TALTN	C-400 VI Location 4 fan off doors closed—Resample	C-400 Vapor Intrusion
EM18-C400-VAPINT	C-400	27-Jan-18	C400VI4SUBOFCL-R	REG	VOA	1,4-Dioxane	EPA-TO-15	AIR	FT	0.29	µg/m³	U	1.8	=		1		TALTN	C-400 VI Location 4 subslab fan off doors closed—Resample	C-400 Vapor Intrusion
EM18-C400-VAPINT	C-400	27-Jan-18	C400VI2INOFCL-R	REG	VOA	1,4-Dioxane	EPA-TO-15	AIR	FT	0.29	µg/m³	U	1.8	=		1		TALTN	C-400 VI Location 2 fan off doors closed—Resample	C-400 Vapor Intrusion
EM18-C400-VAPINT	C-400	27-Jan-18	C400VI2SUBOFCL-R	REG	VOA	1,4-Dioxane	EPA-TO-15	AIR	FT	0.29	µg/m³	U	1.8	=		1		TALTN	C-400 VI Location 2 subslab fan off doors closed—Resample	C-400 Vapor Intrusion
EM18-C400-VAPINT	C-400	27-Jan-18	C400VI1INOFCL-R	REG	VOA	1,4-Dioxane	EPA-TO-15	AIR	FT	0.29	µg/m³	U	1.8	=		1		TALTN	C-400 VI Location 1 fan off doors closed—Resample	C-400 Vapor Intrusion
EM18-C400-VAPINT	C-400	27-Jan-18	C400VI1SUBOFCL-R	REG	VOA	1,4-Dioxane	EPA-TO-15	AIR	FT	31	µg/m³	U	190	=		10.59		TALTN	C-400 VI Location 1 subslab fan off doors closed—Resample	C-400 Vapor Intrusion
EM18-C400-VAPINT	C-400	27-Jan-18	C400VI5INOFCLD-R	FR	VOA	1,4-Dioxane	EPA-TO-15	AIR	FT	0.29	µg/m³	U	1.8	=		1		TALTN	C-400 VI Location 5 fan off doors closed—Resample Duplicate	C-400 Vapor Intrusion
EM18-C400-VAPINT	C-400	27-Jan-18	C400VI5INOFCL-R	REG	VOA	1,4-Dioxane	EPA-TO-15	AIR	FT	0.29	µg/m³	U	1.8	=		1		TALTN	C-400 VI Location 5 fan off doors closed—Resample	C-400 Vapor Intrusion
EM18-C400-VAPINT	C-400	27-Jan-18	C400VI5SUBOFCL-R	REG	VOA	1,4-Dioxane	EPA-TO-15	AIR	FT	37000	µg/m³	U	230000	=		12739.23		TALTN	C-400 VI Location 5 subslab fan off doors closed—Resample	C-400 Vapor Intrusion
EM18-C400-VAPINT	C-400	27-Jan-18	C400VI7SUBOFCL-R	REG	VOA	1,4-Dioxane	EPA-TO-15	AIR	FT	160	µg/m³	U	1000	=		44.75		TALTN	C-400 VI Location 7 subslab fan off doors closed—Resample	C-400 Vapor Intrusion
EM18-C400-VAPINT	C-400	27-Jan-18	C400VI6SUBOFCL-R	REG	VOA	1,4-Dioxane	EPA-TO-15	AIR	FT	0.29	µg/m³	U	1.8	=		1		TALTN	C-400 VI Location 6 subslab fan off doors closed—Resample	C-400 Vapor Intrusion
EM18-C400-VAPINT	C-400	27-Jan-18	C400VI1AMBOFCL-R	REG	VOA	1,4-Dioxane	EPA-TO-15	AIR	FT	0.29	µg/m³	U	1.8	=		1		TALTN	C-400 VI Location 1 ambient fan off doors closed—Resample	C-400 Vapor Intrusion
EM18-C400-VAPINT	C-400	27-Jan-18	C400VI6INOFCLD-R	FR	VOA	1,4-Dioxane	EPA-TO-15	AIR	FT	0.29	µg/m³	U	1.8	=		1		TALTN	C-400 VI Location 6 fan off doors closed—Resample Duplicate	C-400 Vapor Intrusion
EM18-C400-VAPINT	C-400	27-Jan-18	C400VI6INOFCL-R	REG	VOA	1,4-Dioxane	EPA-TO-15	AIR	FT	0.29	µg/m³	U	1.8	=		1		TALTN	C-400 VI Location 6 fan off doors closed—Resample	C-400 Vapor Intrusion
EM18-C400-VAPINT	C-400	27-Jan-18	C400VI8EXHOFCL-R	REG	VOA	1,4-Dioxane	EPA-TO-15	AIR	FT	0.29	µg/m³	U	1.8	=		1		TALTN	C-400 VI Location 8 exhaust fan off doors closed—Resample	C-400 Vapor Intrusion
EM18-C400-VAPINT	C-400	27-Jan-18	C400VI4AMBOFCL-R	REG	VOA	1,4-Dioxane	EPA-TO-15	AIR	FT	0.29	µg/m³	U	1.8	=		1		TALTN	C-400 VI Location 4 ambient fan off doors closed—Resample	C-400 Vapor Intrusion
EM18-C400-VAPINT	C-400	27-Jan-18	C400VI3INOFCL-R	REG	VOA	1,4-Dioxane	EPA-TO-15	AIR	FT	0.29	µg/m³	U	1.8	=		1.63		TALTN	C-400 VI Location 3 fan off doors closed—Resample	C-400 Vapor Intrusion
EM18-C400-VAPINT	C-400	27-Jan-18	C400VI2AMBOFCL-R	REG	VOA	1,4-Dioxane	EPA-TO-15	AIR	FT	0.29	µg/m³	U	1.8	=		1		TALTN	C-400 VI Location 2 ambient fan off doors closed—Resample	C-400 Vapor Intrusion
EM18-C400-VAPINT	C-400	27-Jan-18	C400VI3SEAMBOFCL-R	REG	VOA	1,4-Dioxane	EPA-TO-15	AIR	FT	0.29	µg/m³	U	1.8	=		1		TALTN	C-400 VI Location 3 southeast ambient fan off doors closed—Resample	C-400 Vapor Intrusion
EM18-C400-VAPINT	C-400	27-Jan-18	C400VI3SEAMBOFCL-R	REG	VOA	cis-1,2-Dichloroethene	EPA-TO-15	AIR	FT	0.24	µg/m³	U	0.79	=		1		TALTN	C-400 VI Location 3 southeast ambient fan off doors closed—Resample	C-400 Vapor Intrusion
EM18-C400-VAPINT	C-400	27-Jan-18	C400VI2AMBOFCL-R	REG	VOA	cis-1,2-Dichloroethene	EPA-TO-15	AIR	FT	0.24	µg/m³	U	0.79	=		1		TALTN	C-400 VI Location 2 ambient fan off doors closed—Resample	C-400 Vapor Intrusion
EM18-C400-VAPINT	C-400	27-Jan-18	C400VI3INOFCL-R	REG	VOA	cis-1,2-Dichloroethene	EPA-TO-15	AIR	FT	0.24	µg/m³	U	0.79	=		1.63		TALTN	C-400 VI Location 3 fan off doors closed—Resample	C-400 Vapor Intrusion
EM18-C400-VAPINT	C-400	27-Jan-18	C400VI4AMBOFCL-R	REG	VOA	cis-1,2-Dichloroethene	EPA-TO-15	AIR	FT	0.24	µg/m³	U	0.79	=		1		TALTN	C-400 VI Location 4 ambient fan off doors closed—Resample	C-400 Vapor Intrusion
EM18-C400-VAPINT	C-400	27-Jan-18	C400VI8EXHOFCL-R	REG	VOA	cis-1,2-Dichloroethene	EPA-TO-15	AIR	FT	0.24	µg/m³	U	0.79	=		1		TALTN	C-400 VI Location 8 exhaust fan off doors closed—Resample	C-400 Vapor Intrusion
EM18-C400-VAPINT	C-400	27-Jan-18	C400VI6INOFCL-R	REG	VOA	cis-1,2-Dichloroethene	EPA-TO-15	AIR	FT	0.24	µg/m³	U	0.79	=		1		TALTN	C-400 VI Location 6 fan off doors closed—Resample	C-400 Vapor Intrusion
EM18-C400-VAPINT	C-400	27-Jan-18	C400VI6INOFCLD-R	FR	VOA	cis-1,2-Dichloroethene	EPA-TO-15	AIR	FT	0.24	µg/m³	U	0.79	=		1		TALTN	C-400 VI Location 6 fan off doors closed—Resample Duplicate	C-400 Vapor Intrusion
EM18-C400-VAPINT	C-400	27-Jan-18	C400VI1AMBOFCL-R	REG	VOA	cis-1,2-Dichloroethene	EPA-TO-15	AIR	FT	0.24	µg/m³	U	0.79	=		1		TALTN	C-400 VI Location 1 ambient fan off doors closed—Resample	C-400 Vapor Intrusion
EM18-C400-VAPINT	C-400	27-Jan-18	C400VI6SUBOFCL-R	REG	VOA	cis-1,2-Dichloroethene	EPA-TO-15	AIR	FT	2.2	µg/m³		0.79	=		1		TALTN	C-400 VI Location 6 subslab fan off doors closed—Resample	C-400 Vapor Intrusion
EM18-C400-VAPINT	C-400	27-Jan-18	C400VI7SUBOFCL-R	REG	VOA	cis-1,2-Dichloroethene	EPA-TO-15	AIR	FT	180	µg/m³	J	440	=		44.75		TALTN	C-400 VI Location 7 subslab fan off doors closed—Resample	C-400 Vapor Intrusion
EM18-C400-VAPINT	C-400	27-Jan-18	C400VI5SUBOFCL-R	REG	VOA	cis-1,2-Dichloroethene	EPA-TO-15	AIR	FT	30000	µg/m³	U	100000	=		12739.23		TALTN	C-400 VI Location 5 subslab fan off doors closed—Resample	C-400 Vapor Intrusion
EM18-C400-VAPINT	C-400	27-Jan-18	C400VI5INOFCL-R	REG	VOA	cis-1,2-Dichloroethene	EPA-TO-15	AIR	FT	0.24	µg/m³	U	0.79	=		1		TALTN	C-400 VI Location 5 fan off doors closed—Resample	C-400 Vapor Intrusion
EM18-C400-VAPINT	C-400	27-Jan-18	C400VI5INOFCLD-R	FR	VOA	cis-1,2-Dichloroethene	EPA-TO-15	AIR	FT	0.24	µg/m³	U	0.79	=		1		TALTN	C-400 VI Location 5 fan off doors closed—Resample Duplicate	C-400 Vapor Intrusion
EM18-C400-VAPINT	C-400	27-Jan-18	C400VI1INOFCL-R	REG	VOA	cis-1,2-Dichloroethene	EPA-TO-15	AIR	FT	0.24	µg/m³	U	0.79	=		1		TALTN	C-400 VI Location 1 fan off doors closed—Resample	C-400 Vapor Intrusion
EM18-C400-VAPINT	C-400	27-Jan-18	C400VI1SUBOFCL-R	REG	VOA	cis-1,2-Dichloroethene	EPA-TO-15	AIR	FT	120	µg/m³		84	=		10.59		TALTN	C-400 VI Location 1 subslab fan off doors closed—Resample	C-400 Vapor Intrusion
EM18-C400-VAPINT	C-400	27-Jan-18	C400VI2SUBOFCL-R	REG	VOA	cis-1,2-Dichloroethene	EPA-TO-15	AIR	FT	0.24	µg/m³	U	0.79	=		1		TALTN	C-400 VI Location 2 subslab fan off doors closed—Resample	C-400 Vapor Intrusion
EM18-C400-VAPINT	C-400	27-Jan-18	C400VI2INOFCL-R	REG	VOA	cis-1,2-Dichloroethene	EPA-TO-15	AIR	FT	0.24	µg/m³	U	0.79	=		1		TALTN	C-400 VI Location 2 fan off doors closed—Resample	C-400 Vapor Intrusion
EM18-C400-VAPINT	C-400	27-Jan-18	C400VI4SUBOFCL-R	REG	VOA	cis-1,2-Dichloroethene	EPA-TO-15	AIR	FT	0.24	µg/m³	U	0.79	=		1		TALTN	C-400 VI Location 4 subslab fan off doors closed—Resample	C-400 Vapor Intrusion
EM18-C400-VAPINT	C-400	27-Jan-18	C400VI4INOFCL-R	REG	VOA	cis-1,2-Dichloroethene	EPA-TO-15	AIR	FT	0.24	µg/m³	U	0.79	=		1		TALTN	C-400 VI Location 4 fan off doors closed—Resample	C-400 Vapor Intrusion
EM18-C400-VAPINT	C-400	27-Jan-18	C400VI3SUBOFCL-R	REG	VOA	cis-1,2-Dichloroethene	EPA-TO-15	AIR	FT	0.24	µg/m³	U	0.79	=		1		TALTN	C-400 VI Location 3 subslab fan off doors closed—Resample	C-400 Vapor Intrusion
EM18-C400-VAPINT	C-400	27-Jan-18	C400VI3SUBOFCL-R	REG	VOA	trans-1,2-Dichloroethene	EPA-TO-15	AIR	FT	0.2	µg/m³	U	0.79	=		1		TALTN	C-400 VI Location 3 subslab fan off doors closed—Resample	C-400 Vapor Intrusion
EM18-C400-VAPINT	C-400	27-Jan-18	C400VI4INOFCL-R	REG	VOA	trans-1,2-Dichloroethene	EPA-TO-15	AIR	FT	0.2	µg/m³	U	0.79	=		1		TALTN	C-400 VI Location 4 fan off doors closed—Resample	C-400 Vapor Intrusion
EM18-C400-VAPINT	C-400	27-Jan-18	C400VI2INOFCL-R	REG	VOA	Trichloroethene	EPA-TO-15	AIR	FT	0.22	µg/m³	J	1.1	=		1		TALTN	C-400 VI Location 2 fan off doors closed—Resample	C-400 Vapor Intrusion
EM18-C400-VAPINT	C-400	27-Jan-18	C400VI2SUBOFCL-R	REG	VOA	Trichloroethene	EPA-TO-15	AIR	FT	23	µg/m³		1.1	=		1		TALTN	C-400 VI Location 2 subslab fan off doors closed—Resample	C-400 Vapor Intrusion

C-400 Vapor Intrusion Data (Continued)

Project ID	Station	Date Collected	Project Sample ID	SmpType	AnaType	Chemical Name	Method	Matrix	MedType	Results	Units	Result Qualifier	Reporting Limit/MDA	Validation Code	Verification Code	Dilution Factor	Assessment Code	Lab Code	Sample Comments	Project Name
EM18-C400-VAPINT	C-400	27-Jan-18	C400VI11NOFCL-R	REG	VOA	Trichloroethene	EPA-TO-15	AIR	FT	0.35	µg/m³	J	1.1	=		1		TALTN	C-400 VI Location 1 fan off doors closed—Resample	C-400 Vapor Intrusion
EM18-C400-VAPINT	C-400	27-Jan-18	C400VI11SUBOFCL-R	REG	VOA	Trichloroethene	EPA-TO-15	AIR	FT	7200	µg/m³		110	=		10.59		TALTN	C-400 VI Location 1 subslab fan off doors closed—Resample	C-400 Vapor Intrusion
EM18-C400-VAPINT	C-400	27-Jan-18	C400VI15NOFCL-R	REG	VOA	Trichloroethene	EPA-TO-15	AIR	FT	12	µg/m³		1.1	J		1		TALTN	C-400 VI Location 5 fan off doors closed—Resample	C-400 Vapor Intrusion
EM18-C400-VAPINT	C-400	27-Jan-18	C400VI15SUBOFCL-R	REG	VOA	Trichloroethene	EPA-TO-15	AIR	FT	9500000	µg/m³		140000	=		12739.23		TALTN	C-400 VI Location 5 subslab fan off doors closed—Resample	C-400 Vapor Intrusion
EM18-C400-VAPINT	C-400	27-Jan-18	C400VI15NOFCLD-R	FR	VOA	Trichloroethene	EPA-TO-15	AIR	FT	17	µg/m³		1.1	J		1		TALTN	C-400 VI Location 5 fan off doors closed—Resample Duplicate	C-400 Vapor Intrusion
EM18-C400-VAPINT	C-400	27-Jan-18	C400VI7SUBOFCL-R	REG	VOA	Trichloroethene	EPA-TO-15	AIR	FT	59000	µg/m³		600	=		44.75		TALTN	C-400 VI Location 7 subslab fan off doors closed—Resample	C-400 Vapor Intrusion
EM18-C400-VAPINT	C-400	27-Jan-18	C400VI6SUBOFCL-R	REG	VOA	Trichloroethene	EPA-TO-15	AIR	FT	180	µg/m³		1.1	=		1		TALTN	C-400 VI Location 6 subslab fan off doors closed—Resample	C-400 Vapor Intrusion
EM18-C400-VAPINT	C-400	27-Jan-18	C400VI1AMBOFCL-R	REG	VOA	Trichloroethene	EPA-TO-15	AIR	FT	0.19	µg/m³	U	1.1	=		1		TALTN	C-400 VI Location 1 ambient fan off doors closed—Resample	C-400 Vapor Intrusion
EM18-C400-VAPINT	C-400	27-Jan-18	C400VI6NOFCLD-R	FR	VOA	Trichloroethene	EPA-TO-15	AIR	FT	4.3	µg/m³		1.1	J		1		TALTN	C-400 VI Location 6 fan off doors closed—Resample Duplicate	C-400 Vapor Intrusion
EM18-C400-VAPINT	C-400	27-Jan-18	C400VI8EXHOFCL-R	REG	VOA	Vinyl chloride	EPA-TO-15	AIR	FT	0.18	µg/m³	U	0.51	=		1		TALTN	C-400 VI Location 8 exhaust fan off doors closed—Resample	C-400 Vapor Intrusion
EM18-C400-VAPINT	C-400	27-Jan-18	C400VI2AMBOFCL-R	REG	VOA	Vinyl chloride	EPA-TO-15	AIR	FT	0.18	µg/m³	U	0.51	=		1		TALTN	C-400 VI Location 2 ambient fan off doors closed—Resample	C-400 Vapor Intrusion
EM18-C400-VAPINT	C-400	27-Jan-18	C400VI3SEAMBOFCL-R	REG	VOA	Vinyl chloride	EPA-TO-15	AIR	FT	0.18	µg/m³	U	0.51	=		1		TALTN	C-400 VI Location 3 southeast ambient fan off doors closed—Resample	C-400 Vapor Intrusion
EM18-C400-VAPINT	C-400	27-Jan-18	C400VI4AMBOFCL-R	REG	VOA	Vinyl chloride	EPA-TO-15	AIR	FT	0.18	µg/m³	U	0.51	=		1		TALTN	C-400 VI Location 4 ambient fan off doors closed—Resample	C-400 Vapor Intrusion
EM18-C400-VAPINT	C-400	27-Jan-18	C400VI3INOFCL-R	REG	VOA	Vinyl chloride	EPA-TO-15	AIR	FT	0.18	µg/m³	U	0.51	=		1.63		TALTN	C-400 VI Location 3 fan off doors closed—Resample	C-400 Vapor Intrusion
EM18-C400-VAPINT	C-400	10-Feb-18	C400VI3INONOP-R	REG	VOA	1,1,1-Trichloroethane	EPA-TO-15	AIR	FT	0.16	µg/m³	U	1.1	=		1		TALTN	C-400 VI Location 3 fan on doors open—Resample	C-400 Vapor Intrusion
EM18-C400-VAPINT	C-400	10-Feb-18	C400VI2AMBONOP-R	REG	VOA	1,1,1-Trichloroethane	EPA-TO-15	AIR	FT	0.16	µg/m³	U	1.1	=		1		TALTN	C-400 VI Location 2 ambient fan on doors open—Resample	C-400 Vapor Intrusion
EM18-C400-VAPINT	C-400	10-Feb-18	C400VI3SEAMBONOP-R	REG	VOA	1,1,1-Trichloroethane	EPA-TO-15	AIR	FT	0.16	µg/m³	U	1.1	=		1		TALTN	C-400 VI Location 3 northwest ambient fan on doors open—Resample	C-400 Vapor Intrusion
EM18-C400-VAPINT	C-400	10-Feb-18	C400VI1AMBONOP-R	REG	VOA	1,1,1-Trichloroethane	EPA-TO-15	AIR	FT	0.16	µg/m³	U	1.1	=		1		TALTN	C-400 VI Location 1 ambient fan on doors open—Resample	C-400 Vapor Intrusion
EM18-C400-VAPINT	C-400	10-Feb-18	C400VI6SUBONOP-R	REG	VOA	1,1,1-Trichloroethane	EPA-TO-15	AIR	FT	0.16	µg/m³	U	1.1	=		1		TALTN	C-400 VI Location 6 subslab fan on doors open—Resample	C-400 Vapor Intrusion
EM18-C400-VAPINT	C-400	10-Feb-18	C400VI6NONOP-RD	FR	VOA	1,1,1-Trichloroethane	EPA-TO-15	AIR	FT	0.16	µg/m³	U	1.1	=		1		TALTN	C-400 VI Location 6 fan on doors open—Resample Duplicate	C-400 Vapor Intrusion
EM18-C400-VAPINT	C-400	10-Feb-18	C400VI8EXHONOP-R	REG	VOA	1,1,1-Trichloroethane	EPA-TO-15	AIR	FT	0.16	µg/m³	U	1.1	=		1		TALTN	C-400 VI Location 8 exhaust fan on doors open—Resample	C-400 Vapor Intrusion
EM18-C400-VAPINT	C-400	10-Feb-18	C400VI6NONOP-R	REG	VOA	1,1,1-Trichloroethane	EPA-TO-15	AIR	FT	0.16	µg/m³	U	1.1	=		1		TALTN	C-400 VI Location 6 fan on doors open—Resample	C-400 Vapor Intrusion
EM18-C400-VAPINT	C-400	10-Feb-18	C400VI4AMBONOP-R	REG	VOA	1,1,1-Trichloroethane	EPA-TO-15	AIR	FT	0.16	µg/m³	U	1.1	=		1		TALTN	C-400 VI Location 4 ambient fan on doors open—Resample	C-400 Vapor Intrusion
EM18-C400-VAPINT	C-400	10-Feb-18	C400VI4NONOP-R	REG	VOA	1,1,1-Trichloroethane	EPA-TO-15	AIR	FT	0.16	µg/m³	U	1.1	=		1		TALTN	C-400 VI Location 4 fan on doors open—Resample	C-400 Vapor Intrusion
EM18-C400-VAPINT	C-400	10-Feb-18	C400VI4SUBONOP-R	REG	VOA	1,1,1-Trichloroethane	EPA-TO-15	AIR	FT	0.16	µg/m³	U	1.1	=		1		TALTN	C-400 VI Location 4 subslab fan on doors open—Resample	C-400 Vapor Intrusion
EM18-C400-VAPINT	C-400	10-Feb-18	C400VI7SUBONOP-R	REG	VOA	1,1,1-Trichloroethane	EPA-TO-15	AIR	FT	130	µg/m³	U	890	=		102.49		TALTN	C-400 VI Location 7 subslab fan on doors open—Resample	C-400 Vapor Intrusion
EM18-C400-VAPINT	C-400	10-Feb-18	C400VI7NONOP-R	REG	VOA	1,1,1-Trichloroethane	EPA-TO-15	AIR	FT	0.16	µg/m³	U	1.1	=		1		TALTN	C-400 VI Location 7 fan on doors open—Resample	C-400 Vapor Intrusion
EM18-C400-VAPINT	C-400	10-Feb-18	C400VI5NONOP-RD	FR	VOA	1,1,1-Trichloroethane	EPA-TO-15	AIR	FT	0.16	µg/m³	U	1.1	=		1		TALTN	C-400 VI Location 5 fan on doors open—Resample Duplicate	C-400 Vapor Intrusion
EM18-C400-VAPINT	C-400	10-Feb-18	C400VI5NONOP-R	REG	VOA	1,1,1-Trichloroethane	EPA-TO-15	AIR	FT	0.16	µg/m³	U	1.1	=		1		TALTN	C-400 VI Location 5 fan on doors open—Resample	C-400 Vapor Intrusion
EM18-C400-VAPINT	C-400	10-Feb-18	C400VI5SUBONOP-R	REG	VOA	1,1,1-Trichloroethane	EPA-TO-15	AIR	FT	6500	µg/m³	U	43000	=		11950.91		TALTN	C-400 VI Location 5 subslab fan on doors open—Resample	C-400 Vapor Intrusion
EM18-C400-VAPINT	C-400	10-Feb-18	C400VI1SUBONOP-R	REG	VOA	1,1,1-Trichloroethane	EPA-TO-15	AIR	FT	15	µg/m³	U	98	=		11.18		TALTN	C-400 VI Location 1 subslab fan on doors open—Resample	C-400 Vapor Intrusion
EM18-C400-VAPINT	C-400	10-Feb-18	C400VI1INONOP-R	REG	VOA	1,1,1-Trichloroethane	EPA-TO-15	AIR	FT	0.16	µg/m³	U	1.1	=		1		TALTN	C-400 VI Location 1 fan on doors open—Resample	C-400 Vapor Intrusion
EM18-C400-VAPINT	C-400	10-Feb-18	C400VI2SUBONOP-R	REG	VOA	1,1,1-Trichloroethane	EPA-TO-15	AIR	FT	0.16	µg/m³	U	1.1	=		1		TALTN	C-400 VI Location 2 subslab fan on doors open—Resample	C-400 Vapor Intrusion
EM18-C400-VAPINT	C-400	10-Feb-18	C400VI2INONOP-R	REG	VOA	1,1,1-Trichloroethane	EPA-TO-15	AIR	FT	0.16	µg/m³	U	1.1	=		1		TALTN	C-400 VI Location 2 fan on doors open—Resample	C-400 Vapor Intrusion
EM18-C400-VAPINT	C-400	10-Feb-18	C400VI3SUBONOP-R	REG	VOA	1,1,1-Trichloroethane	EPA-TO-15	AIR	FT	0.16	µg/m³	U	1.1	=		1		TALTN	C-400 VI Location 3 subslab fan on doors open—Resample	C-400 Vapor Intrusion
EM18-C400-VAPINT	C-400	10-Feb-18	C400VI3INONOP-R	REG	VOA	1,1,2-Trichloroethane	EPA-TO-15	AIR	FT	0.29	µg/m³	U	1.1	=		1		TALTN	C-400 VI Location 3 fan on doors open—Resample	C-400 Vapor Intrusion
EM18-C400-VAPINT	C-400	10-Feb-18	C400VI2AMBONOP-R	REG	VOA	1,1,2-Trichloroethane	EPA-TO-15	AIR	FT	0.29	µg/m³	U	1.1	=		1		TALTN	C-400 VI Location 2 ambient fan on doors open—Resample	C-400 Vapor Intrusion
EM18-C400-VAPINT	C-400	10-Feb-18	C400VI3SEAMBONOP-R	REG	VOA	1,1,2-Trichloroethane	EPA-TO-15	AIR	FT	0.29	µg/m³	U	1.1	=		1		TALTN	C-400 VI Location 3 northwest ambient fan on doors open—Resample	C-400 Vapor Intrusion
EM18-C400-VAPINT	C-400	10-Feb-18	C400VI1AMBONOP-R	REG	VOA	1,1,2-Trichloroethane	EPA-TO-15	AIR	FT	0.29	µg/m³	U	1.1	=		1		TALTN	C-400 VI Location 1 ambient fan on doors open—Resample	C-400 Vapor Intrusion
EM18-C400-VAPINT	C-400	10-Feb-18	C400VI6NONOP-RD	FR	VOA	1,1,2-Trichloroethane	EPA-TO-15	AIR	FT	0.29	µg/m³	U	1.1	=		1		TALTN	C-400 VI Location 6 fan on doors open—Resample Duplicate	C-400 Vapor Intrusion
EM18-C400-VAPINT	C-400	10-Feb-18	C400VI6NONOP-R	REG	VOA	1,1,2-Trichloroethane	EPA-TO-15	AIR	FT	0.29	µg/m³	U	1.1	=		1		TALTN	C-400 VI Location 6 fan on doors open—Resample	C-400 Vapor Intrusion
EM18-C400-VAPINT	C-400	10-Feb-18	C400VI8EXHONOP-R	REG	VOA	1,1,2-Trichloroethane	EPA-TO-15	AIR	FT	0.29	µg/m³	U	1.1	=		1		TALTN	C-400 VI Location 8 exhaust fan on doors open—Resample	C-400 Vapor Intrusion
EM18-C400-VAPINT	C-400	10-Feb-18	C400VI6SUBONOP-R	REG	VOA	1,1,2-Trichloroethane	EPA-TO-15	AIR	FT	0.29	µg/m³	U	1.1	=		1		TALTN	C-400 VI Location 6 subslab fan on doors open—Resample	C-400 Vapor Intrusion
EM18-C400-VAPINT	C-400	10-Feb-18	C400VI4AMBONOP-R	REG	VOA	1,1,2-Trichloroethane	EPA-TO-15	AIR	FT	0.29	µg/m³	U	1.1	=		1		TALTN	C-400 VI Location 4 ambient fan on doors open—Resample	C-400 Vapor Intrusion
EM18-C400-VAPINT	C-400	10-Feb-18	C400VI4INONOP-R	REG	VOA	1,1,2-Trichloroethane	EPA-TO-15	AIR	FT	0.29	µg/m³	U	1.1	=		1		TALTN	C-400 VI Location 4 fan on doors open—Resample	C-400 Vapor Intrusion
EM18-C400-VAPINT	C-400	10-Feb-18	C400VI7INONOP-R	REG	VOA	1,1,2-Trichloroethane	EPA-TO-15	AIR	FT	0.29	µg/m³	U	1.1	=		1		TALTN	C-400 VI Location 7 fan on doors open—Resample	C-400 Vapor Intrusion
EM18-C400-VAPINT	C-400	10-Feb-18	C400VI4SUBONOP-R	REG	VOA	1,1,2-Trichloroethane	EPA-TO-15	AIR	FT	0.29	µg/m³	U	1.1	=		1		TALTN	C-400 VI Location 4 subslab fan on doors open—Resample	C-400 Vapor Intrusion
EM18-C400-VAPINT	C-400	10-Feb-18	C400VI5INONOP-R	REG	VOA	1,1,2-Trichloroethane	EPA-TO-15	AIR	FT	0.29	µg/m³	U	1.1	=		1		TALTN	C-400 VI Location 5 fan on doors open—Resample	C-400 Vapor Intrusion
EM18-C400-VAPINT	C-400	10-Feb-18	C400VI7SUBONOP-R	REG	VOA	1,1,2-Trichloroethane	EPA-TO-15	AIR	FT	240	µg/m³	U	890	=		102.49		TALTN	C-400 VI Location 7 subslab fan on doors open—Resample	C-400 Vapor Intrusion
EM18-C400-VAPINT	C-400	10-Feb-18	C400VI1AMBONOP-R	REG	VOA	1,1-Dichloroethane	EPA-TO-15	AIR	FT	0.11	µg/m³	U	0.81	=		1		TALTN	C-400 VI Location 1 ambient fan on doors open—Resample	C-400 Vapor Intrusion
EM18-C400-VAPINT	C-400	10-Feb-18	C400VI6SUBONOP-R	REG	VOA	1,1-Dichloroethane	EPA-TO-15	AIR	FT	0.11	µg/m³	U	0.81	=		1		TALTN	C-400 VI Location 6 subslab fan on doors open—Resample	C-400 Vapor Intrusion
EM18-C400-VAPINT	C-400	10-Feb-18	C400VI6NONOP-RD	FR	VOA	1,1-Dichloroethane	EPA-TO-15	AIR	FT	0.11	µg/m³	U	0.81	=		1		TALTN	C-400 VI Location 6 fan on doors open—Resample Duplicate	C-400 Vapor Intrusion
EM18-C400-VAPINT	C-400	10-Feb-18	C400VI8EXHONOP-R	REG	VOA	1,1-Dichloroethane	EPA-TO-15	AIR	FT	0.11	µg/m³	U	0.81	=		1		TALTN	C-400 VI Location 8 exhaust fan on doors open—Resample	C-400 Vapor Intrusion
EM18-C400-VAPINT	C-400	10-Feb-18	C400VI6INONOP-R	REG	VOA	1,1-Dichloroethane	EPA-TO-15	AIR	FT	0.11	µg/m³	U	0.81	=		1		TALTN	C-400 VI Location 6 fan on doors open—Resample	C-400 Vapor Intrusion
EM18-C400-VAPINT	C-400	10-Feb-18	C400VI4AMBONOP-R	REG	VOA	1,1-Dichloroethane	EPA-TO-15	AIR	FT	0.11	µg/m³	U	0.81	=		1		TALTN	C-400 VI Location 4 ambient fan on doors open—Resample	C-400 Vapor Intrusion
EM18-C400-VAPINT	C-400	10-Feb-18	C400VI4INONOP-R	REG	VOA	1,1-Dichloroethane	EPA-TO-15	AIR	FT	0.11	µg/m³	U	0.81	=		1		TALTN	C-400 VI Location 4 fan on doors open—Resample	C-400 Vapor Intrusion
EM18-C400-VAPINT	C-400	10-Feb-18	C400VI4SUBONOP-R	REG	VOA	1,1-Dichloroethane	EPA-TO-15	AIR	FT	0.11	µg/m³	U	0.81	=		1		TALTN	C-400 VI Location 4 subslab fan on doors open—Resample	C-400 Vapor Intrusion
EM18-C400-VAPINT	C-400	10-Feb-18	C400VI7SUBONOP-R	REG	VOA	1,1-Dichloroethane	EPA-TO-15	AIR	FT	86	µg/m³	U	660	=		102.49		TALTN	C-400 VI Location 7 subslab fan on doors open—Resample	C-400 Vapor Intrusion
EM18-C400-VAPINT	C-400	10-Feb-18	C400VI7INONOP-R	REG	VOA	1,1-Dichloroethane	EPA-TO-15	AIR	FT	0.11	µg/m³	U	0.81	=		1		TALTN	C-400 VI Location 7 fan on doors open—Resample	C-400 Vapor Intrusion
EM18-C400-VAPINT	C-400	27-Jan-18	C400VI4SUBOFCL-R	REG	VOA	trans-1,2-Dichloroethene	EPA-TO-15	AIR	FT	0.2	µg/m³	U	0.79	=		1		TALTN	C-400 VI Location 4 subslab fan off doors closed—Resample	C-400 Vapor Intrusion
EM18-C400-VAPINT	C-400	27-Jan-18	C400VI2INOFCL-R	REG	VOA	trans-1,2-Dichloroethene	EPA-TO-15	AIR	FT	0.2	µg/m³	U	0.79	=		1		TALTN	C-400 VI Location 2 fan off doors closed—Resample	C-400 Vapor Intrusion
EM18-C400-VAPINT	C-400	27-Jan-18	C400VI2SUBOFCL-R	REG	VOA	trans-1,2-Dichloroethene	EPA-TO-15	AIR	FT	0.2	µg/m³	U	0.79	=		1		TALTN	C-400 VI Location 2 subslab fan off doors closed—Resample	C-400 Vapor Intrusion
EM18-C400-VAPINT	C-400	27-Jan-18	C400VI1INOFCL-R	REG	VOA	trans-1,2-Dichloroethene	EPA-TO-15	AIR	FT	0.2	µg/m³	U	0.79	=		1		TALTN	C-400 VI Location 1 fan off doors closed—Resample	C-400 Vapor Intrusion
EM18-C400-VAPINT	C-400	27-Jan-18	C400VI5INOFCL-R	REG	VOA	trans-1,2-Dichloroethene	EPA-TO-15	AIR	FT	0.2	µg/m³	U	0.79	=		1		TALTN	C-400 VI Location 5 fan off doors closed—Resample	C-400 Vapor Intrusion
EM18-C400-VAPINT	C-400	27-Jan-18	C400VI5SUBOFCL-R	REG	VOA	trans-1,2-Dichloroethene	EPA-TO-15	AIR	FT	25000	µg/m³	U	100000	=		12739.23		TALTN	C-400 VI Location 5 subslab fan off doors closed—Resample	C-400 Vapor Intrusion
EM18-C400-VAPINT	C-400	27-Jan-18	C400VI5INOFCLD-R	FR	VOA	trans-1,2-Dichloroethene	EPA-TO-15	AIR	FT	0.2	µg/m³	U	0.79	=		1		TALTN	C-400 VI Location 5 fan off doors closed—Resample Duplicate	C-400 Vapor Intrusion
EM18-C400-VAPINT	C-400	27-Jan-18	C400VI1SUBOFCL-R	REG	VOA	trans-1,2-Dichloroethene	EPA-TO-15	AIR	FT	21	µg/m³	U	84	=		10.59		TALTN	C-400 VI Location 1 subslab fan off doors closed—Resample	C-400 Vapor Intrusion
EM18-C400-VAPINT	C-400	27-Jan-18	C400VI7SUBOFCL-R	REG	VOA	trans-1,2-Dichloroethene	EPA-TO-15	AIR	FT	110	µg/m³	U	440	=		44.75		TALTN	C-400 VI Location 7 subslab fan off doors closed—Resample	C-400 Vapor Intrusion
EM18-C400-VAPINT	C-400	27-Jan-18	C400VI1AMBOFCL-R	REG	VOA	trans-1,2-Dichloroethene	EPA-TO-15	AIR	FT	0.2	µg/m³	U	0.79	=		1		TALTN	C-400 VI Location 1 ambient fan off doors closed—Resample	C-400 Vapor Intrusion
EM18-C400-VAPINT	C-400	27-Jan-18	C400VI6SUBOFCL-R	REG	VOA	trans-1,2-Dichloroethene	EPA-TO-15	AIR	FT	0.2	µg/m³	U	0.79	=		1		TALTN	C-400 VI Location 6 subslab fan off doors closed—Resample	C-400 Vapor Intrusion
EM18-C400-VAPINT	C-400	27-Jan-18	C400VI6NOFCLD-R	FR	VOA	trans-1,2-Dichloroethene	EPA-TO-15	AIR	FT	0.2	µg/m³	U	0.79	=		1		TALTN	C-400 VI Location 6 fan off doors closed—Resample Duplicate	C-400 Vapor Intrusion
EM18-C400-VAPINT	C-400	27-Jan-18	C400VI6INOFCL-R	REG	VOA	trans-1,2-Dichloroethene	EPA-TO-15	AIR	FT	0.2	µg/m³	U	0.79	=		1		TALTN	C-400 VI Location 6 fan off doors closed—Resample	C-400 Vapor Intrusion

C-400 Vapor Intrusion Data (Continued)

Project ID	Station	Date Collected	Project Sample ID	SmpType	AnaType	Chemical Name	Method	Matrix	MedType	Results	Units	Result Qualifier	Reporting Limit/MDA	Validation Code	Verification Code	Dilution Factor	Assessment Code	Lab Code	Sample Comments	Project Name
EM18-C400-VAPINT	C-400	27-Jan-18	C400VI8EXHOFCL-R	REG	VOA	trans-1,2-Dichloroethene	EPA-TO-15	AIR	FT	0.2	µg/m³	U	0.79	=		1		TALTN	C-400 VI Location 8 exhaust fan off doors closed—Resample	C-400 Vapor Intrusion
EM18-C400-VAPINT	C-400	27-Jan-18	C400VI4AMBOFCL-R	REG	VOA	trans-1,2-Dichloroethene	EPA-TO-15	AIR	FT	0.2	µg/m³	U	0.79	=		1		TALTN	C-400 VI Location 4 ambient fan off doors closed—Resample	C-400 Vapor Intrusion
EM18-C400-VAPINT	C-400	27-Jan-18	C400VI2AMBOFCL-R	REG	VOA	trans-1,2-Dichloroethene	EPA-TO-15	AIR	FT	0.2	µg/m³	U	0.79	=		1		TALTN	C-400 VI Location 2 ambient fan off doors closed—Resample	C-400 Vapor Intrusion
EM18-C400-VAPINT	C-400	27-Jan-18	C400VI3SEAMBOFCL-R	REG	VOA	trans-1,2-Dichloroethene	EPA-TO-15	AIR	FT	0.2	µg/m³	U	0.79	=		1		TALTN	C-400 VI Location 3 southeast ambient fan off doors closed—Resample	C-400 Vapor Intrusion
EM18-C400-VAPINT	C-400	27-Jan-18	C400VI3INOFCL-R	REG	VOA	trans-1,2-Dichloroethene	EPA-TO-15	AIR	FT	0.2	µg/m³	U	0.79	=		1.63		TALTN	C-400 VI Location 3 fan off doors closed—Resample	C-400 Vapor Intrusion
EM18-C400-VAPINT	C-400	27-Jan-18	C400VI4INOFCL-R	REG	VOA	Trichloroethene	EPA-TO-15	AIR	FT	0.44	µg/m³	J	1.1	=		1		TALTN	C-400 VI Location 4 fan off doors closed—Resample	C-400 Vapor Intrusion
EM18-C400-VAPINT	C-400	27-Jan-18	C400VI4SUBOFCL-R	REG	VOA	Trichloroethene	EPA-TO-15	AIR	FT	160	µg/m³		1.1	=		1		TALTN	C-400 VI Location 4 subslab fan off doors closed—Resample	C-400 Vapor Intrusion
EM18-C400-VAPINT	C-400	27-Jan-18	C400VI6INOFCL-R	REG	VOA	Trichloroethene	EPA-TO-15	AIR	FT	2.8	µg/m³		1.1	J		1		TALTN	C-400 VI Location 6 fan off doors closed—Resample	C-400 Vapor Intrusion
EM18-C400-VAPINT	C-400	27-Jan-18	C400VI8EXHOFCL-R	REG	VOA	Trichloroethene	EPA-TO-15	AIR	FT	3.9	µg/m³		1.1	=		1		TALTN	C-400 VI Location 8 exhaust fan off doors closed—Resample	C-400 Vapor Intrusion
EM18-C400-VAPINT	C-400	27-Jan-18	C400VI3SEAMBOFCL-R	REG	VOA	Trichloroethene	EPA-TO-15	AIR	FT	0.36	µg/m³	J	1.1	=		1		TALTN	C-400 VI Location 3 southeast ambient fan off doors closed—Resample	C-400 Vapor Intrusion
EM18-C400-VAPINT	C-400	27-Jan-18	C400VI2AMBOFCL-R	REG	VOA	Trichloroethene	EPA-TO-15	AIR	FT	0.21	µg/m³	J	1.1	=		1		TALTN	C-400 VI Location 2 ambient fan off doors closed—Resample	C-400 Vapor Intrusion
EM18-C400-VAPINT	C-400	27-Jan-18	C400VI3INOFCL-R	REG	VOA	Trichloroethene	EPA-TO-15	AIR	FT	0.42	µg/m³	J	1.1	=		1.63		TALTN	C-400 VI Location 3 fan off doors closed—Resample	C-400 Vapor Intrusion
EM18-C400-VAPINT	C-400	27-Jan-18	C400VI4AMBOFCL-R	REG	VOA	Trichloroethene	EPA-TO-15	AIR	FT	0.19	µg/m³	U	1.1	=		1		TALTN	C-400 VI Location 4 ambient fan off doors closed—Resample	C-400 Vapor Intrusion
EM18-C400-VAPINT	C-400	27-Jan-18	C400VI3SUBOFCL-R	REG	VOA	Trichloroethene	EPA-TO-15	AIR	FT	14	µg/m³		1.1	=		1		TALTN	C-400 VI Location 3 subslab fan off doors closed—Resample	C-400 Vapor Intrusion
EM18-C400-VAPINT	C-400	27-Jan-18	C400VI3SUBOFCL-R	REG	VOA	Vinyl chloride	EPA-TO-15	AIR	FT	0.18	µg/m³	U	0.51	=		1		TALTN	C-400 VI Location 3 subslab fan off doors closed—Resample	C-400 Vapor Intrusion
EM18-C400-VAPINT	C-400	27-Jan-18	C400VI4INOFCL-R	REG	VOA	Vinyl chloride	EPA-TO-15	AIR	FT	0.18	µg/m³	U	0.51	=		1		TALTN	C-400 VI Location 4 fan off doors closed—Resample	C-400 Vapor Intrusion
EM18-C400-VAPINT	C-400	27-Jan-18	C400VI4SUBOFCL-R	REG	VOA	Vinyl chloride	EPA-TO-15	AIR	FT	0.18	µg/m³	U	0.51	=		1		TALTN	C-400 VI Location 4 subslab fan off doors closed—Resample	C-400 Vapor Intrusion
EM18-C400-VAPINT	C-400	27-Jan-18	C400VI2INOFCL-R	REG	VOA	Vinyl chloride	EPA-TO-15	AIR	FT	0.18	µg/m³	U	0.51	=		1		TALTN	C-400 VI Location 2 fan off doors closed—Resample	C-400 Vapor Intrusion
EM18-C400-VAPINT	C-400	27-Jan-18	C400VI2SUBOFCL-R	REG	VOA	Vinyl chloride	EPA-TO-15	AIR	FT	0.18	µg/m³	U	0.51	=		1		TALTN	C-400 VI Location 2 subslab fan off doors closed—Resample	C-400 Vapor Intrusion
EM18-C400-VAPINT	C-400	27-Jan-18	C400VI1INOFCL-R	REG	VOA	Vinyl chloride	EPA-TO-15	AIR	FT	0.18	µg/m³	U	0.51	=		1		TALTN	C-400 VI Location 1 fan off doors closed—Resample	C-400 Vapor Intrusion
EM18-C400-VAPINT	C-400	27-Jan-18	C400VI5INOFCL-R	REG	VOA	Vinyl chloride	EPA-TO-15	AIR	FT	0.18	µg/m³	U	0.51	=		1		TALTN	C-400 VI Location 5 fan off doors closed—Resample	C-400 Vapor Intrusion
EM18-C400-VAPINT	C-400	27-Jan-18	C400VI5SUBOFCL-R	REG	VOA	Vinyl chloride	EPA-TO-15	AIR	FT	23000	µg/m³	U	65000	=		12739.23		TALTN	C-400 VI Location 5 subslab fan off doors closed—Resample	C-400 Vapor Intrusion
EM18-C400-VAPINT	C-400	27-Jan-18	C400VI5INOFCLD-R	FR	VOA	Vinyl chloride	EPA-TO-15	AIR	FT	0.18	µg/m³	U	0.51	=		1		TALTN	C-400 VI Location 5 fan off doors closed—Resample Duplicate	C-400 Vapor Intrusion
EM18-C400-VAPINT	C-400	27-Jan-18	C400VI1SUBOFCL-R	REG	VOA	Vinyl chloride	EPA-TO-15	AIR	FT	19	µg/m³	U	54	=		10.59		TALTN	C-400 VI Location 1 subslab fan off doors closed—Resample	C-400 Vapor Intrusion
EM18-C400-VAPINT	C-400	27-Jan-18	C400VI7SUBOFCL-R	REG	VOA	Vinyl chloride	EPA-TO-15	AIR	FT	100	µg/m³	U	290	=		44.75		TALTN	C-400 VI Location 7 subslab fan off doors closed—Resample	C-400 Vapor Intrusion
EM18-C400-VAPINT	C-400	27-Jan-18	C400VI1AMBOFCL-R	REG	VOA	Vinyl chloride	EPA-TO-15	AIR	FT	0.18	µg/m³	U	0.51	=		1		TALTN	C-400 VI Location 1 ambient fan off doors closed—Resample	C-400 Vapor Intrusion
EM18-C400-VAPINT	C-400	27-Jan-18	C400VI6SUBOFCL-R	REG	VOA	Vinyl chloride	EPA-TO-15	AIR	FT	0.18	µg/m³	U	0.51	=		1		TALTN	C-400 VI Location 6 subslab fan off doors closed—Resample	C-400 Vapor Intrusion
EM18-C400-VAPINT	C-400	27-Jan-18	C400VI6INOFCLD-R	FR	VOA	Vinyl chloride	EPA-TO-15	AIR	FT	0.18	µg/m³	U	0.51	=		1		TALTN	C-400 VI Location 6 fan off doors closed—Resample Duplicate	C-400 Vapor Intrusion
EM18-C400-VAPINT	C-400	27-Jan-18	C400VI6INOFCL-R	REG	VOA	Vinyl chloride	EPA-TO-15	AIR	FT	0.18	µg/m³	U	0.51	=		1		TALTN	C-400 VI Location 6 fan off doors closed—Resample	C-400 Vapor Intrusion
EM18-C400-VAPINT	C-400	10-Feb-18	C400VI5SUBONOP-R	REG	VOA	1,1,2-Trichloroethane	EPA-TO-15	AIR	FT	12000	µg/m³	U	43000	=		11950.91		TALTN	C-400 VI Location 5 subslab fan on doors open—Resample	C-400 Vapor Intrusion
EM18-C400-VAPINT	C-400	10-Feb-18	C400VI5INONOP-RD	FR	VOA	1,1,2-Trichloroethane	EPA-TO-15	AIR	FT	0.29	µg/m³	U	1.1	=		1		TALTN	C-400 VI Location 5 fan on doors open—Resample Duplicate	C-400 Vapor Intrusion
EM18-C400-VAPINT	C-400	10-Feb-18	C400VI1SUBONOP-R	REG	VOA	1,1,2-Trichloroethane	EPA-TO-15	AIR	FT	26	µg/m³	U	98	=		11.18		TALTN	C-400 VI Location 1 subslab fan on doors open—Resample	C-400 Vapor Intrusion
EM18-C400-VAPINT	C-400	10-Feb-18	C400VI1INONOP-R	REG	VOA	1,1,2-Trichloroethane	EPA-TO-15	AIR	FT	0.29	µg/m³	U	1.1	=		1		TALTN	C-400 VI Location 1 fan on doors open—Resample	C-400 Vapor Intrusion
EM18-C400-VAPINT	C-400	10-Feb-18	C400VI2INONOP-R	REG	VOA	1,1,2-Trichloroethane	EPA-TO-15	AIR	FT	0.29	µg/m³	U	1.1	=		1		TALTN	C-400 VI Location 2 fan on doors open—Resample	C-400 Vapor Intrusion
EM18-C400-VAPINT	C-400	10-Feb-18	C400VI3SUBONOP-R	REG	VOA	1,1,2-Trichloroethane	EPA-TO-15	AIR	FT	0.29	µg/m³	U	1.1	=		1		TALTN	C-400 VI Location 3 subslab fan on doors open—Resample	C-400 Vapor Intrusion
EM18-C400-VAPINT	C-400	10-Feb-18	C400VI2SUBONOP-R	REG	VOA	1,1,2-Trichloroethane	EPA-TO-15	AIR	FT	0.29	µg/m³	U	1.1	=		1		TALTN	C-400 VI Location 2 subslab fan on doors open—Resample	C-400 Vapor Intrusion
EM18-C400-VAPINT	C-400	10-Feb-18	C400VI3INONOP-R	REG	VOA	1,1-Dichloroethane	EPA-TO-15	AIR	FT	0.11	µg/m³	U	0.81	=		1		TALTN	C-400 VI Location 3 fan on doors open—Resample	C-400 Vapor Intrusion
EM18-C400-VAPINT	C-400	10-Feb-18	C400VI2AMBONOP-R	REG	VOA	1,1-Dichloroethane	EPA-TO-15	AIR	FT	0.11	µg/m³	U	0.81	=		1		TALTN	C-400 VI Location 2 ambient fan on doors open—Resample	C-400 Vapor Intrusion
EM18-C400-VAPINT	C-400	10-Feb-18	C400VI3SEAMBONOP-R	REG	VOA	1,1-Dichloroethane	EPA-TO-15	AIR	FT	0.11	µg/m³	U	0.81	=		1		TALTN	C-400 VI Location 3 northwest ambient fan on doors open—Resample	C-400 Vapor Intrusion
EM18-C400-VAPINT	C-400	10-Feb-18	C400VI6INONOP-R	REG	VOA	1,1-Dichloroethene	EPA-TO-15	AIR	FT	0.13	µg/m³	U	0.79	=		1		TALTN	C-400 VI Location 6 fan on doors open—Resample	C-400 Vapor Intrusion
EM18-C400-VAPINT	C-400	10-Feb-18	C400VI8EXHONOP-R	REG	VOA	1,1-Dichloroethene	EPA-TO-15	AIR	FT	0.13	µg/m³	U	0.79	=		1		TALTN	C-400 VI Location 8 exhaust fan on doors open—Resample	C-400 Vapor Intrusion
EM18-C400-VAPINT	C-400	10-Feb-18	C400VI6INONOP-RD	FR	VOA	1,1-Dichloroethene	EPA-TO-15	AIR	FT	0.13	µg/m³	U	0.79	=		1		TALTN	C-400 VI Location 6 fan on doors open—Resample Duplicate	C-400 Vapor Intrusion
EM18-C400-VAPINT	C-400	10-Feb-18	C400VI6SUBONOP-R	REG	VOA	1,1-Dichloroethene	EPA-TO-15	AIR	FT	0.13	µg/m³	U	0.79	=		1		TALTN	C-400 VI Location 6 subslab fan on doors open—Resample	C-400 Vapor Intrusion
EM18-C400-VAPINT	C-400	10-Feb-18	C400VI1AMBONOP-R	REG	VOA	1,1-Dichloroethene	EPA-TO-15	AIR	FT	0.13	µg/m³	U	0.79	=		1		TALTN	C-400 VI Location 1 ambient fan on doors open—Resample	C-400 Vapor Intrusion
EM18-C400-VAPINT	C-400	10-Feb-18	C400VI3SEAMBONOP-R	REG	VOA	1,1-Dichloroethene	EPA-TO-15	AIR	FT	0.13	µg/m³	U	0.79	=		1		TALTN	C-400 VI Location 3 northwest ambient fan on doors open—Resample	C-400 Vapor Intrusion
EM18-C400-VAPINT	C-400	10-Feb-18	C400VI2AMBONOP-R	REG	VOA	1,1-Dichloroethene	EPA-TO-15	AIR	FT	0.13	µg/m³	U	0.79	=		1		TALTN	C-400 VI Location 2 ambient fan on doors open—Resample	C-400 Vapor Intrusion
EM18-C400-VAPINT	C-400	10-Feb-18	C400VI3INONOP-R	REG	VOA	1,1-Dichloroethene	EPA-TO-15	AIR	FT	0.13	µg/m³	U	0.79	=		1		TALTN	C-400 VI Location 3 fan on doors open—Resample	C-400 Vapor Intrusion
EM18-C400-VAPINT	C-400	10-Feb-18	C400VI3SUBONOP-R	REG	VOA	1,1-Dichloroethene	EPA-TO-15	AIR	FT	0.13	µg/m³	U	0.79	=		1		TALTN	C-400 VI Location 3 subslab fan on doors open—Resample	C-400 Vapor Intrusion
EM18-C400-VAPINT	C-400	10-Feb-18	C400VI3INONOP-R	REG	VOA	1,2-Dichloroethane	EPA-TO-15	AIR	FT	0.19	µg/m³	U	0.81	=		1		TALTN	C-400 VI Location 3 fan on doors open—Resample	C-400 Vapor Intrusion
EM18-C400-VAPINT	C-400	10-Feb-18	C400VI3SUBONOP-R	REG	VOA	1,4-Dioxane	EPA-TO-15	AIR	FT	0.29	µg/m³	U	1.8	=		1		TALTN	C-400 VI Location 3 subslab fan on doors open—Resample	C-400 Vapor Intrusion
EM18-C400-VAPINT	C-400	10-Feb-18	C400VI2SUBONOP-R	REG	VOA	1,4-Dioxane	EPA-TO-15	AIR	FT	0.29	µg/m³	U	1.8	=		1		TALTN	C-400 VI Location 2 subslab fan on doors open—Resample	C-400 Vapor Intrusion
EM18-C400-VAPINT	C-400	10-Feb-18	C400VI2INONOP-R	REG	VOA	1,4-Dioxane	EPA-TO-15	AIR	FT	0.29	µg/m³	U	1.8	=		1		TALTN	C-400 VI Location 2 fan on doors open—Resample	C-400 Vapor Intrusion
EM18-C400-VAPINT	C-400	10-Feb-18	C400VI1SUBONOP-R	REG	VOA	1,4-Dioxane	EPA-TO-15	AIR	FT	26	µg/m³	U	160	=		11.18		TALTN	C-400 VI Location 1 subslab fan on doors open—Resample	C-400 Vapor Intrusion
EM18-C400-VAPINT	C-400	10-Feb-18	C400VI1INONOP-R	REG	VOA	1,4-Dioxane	EPA-TO-15	AIR	FT	0.29	µg/m³	U	1.8	=		1		TALTN	C-400 VI Location 1 fan on doors open—Resample	C-400 Vapor Intrusion
EM18-C400-VAPINT	C-400	10-Feb-18	C400VI5SUBONOP-R	REG	VOA	1,4-Dioxane	EPA-TO-15	AIR	FT	11000	µg/m³	U	72000	=		11950.91		TALTN	C-400 VI Location 5 subslab fan on doors open—Resample	C-400 Vapor Intrusion
EM18-C400-VAPINT	C-400	10-Feb-18	C400VI5INONOP-RD	FR	VOA	1,4-Dioxane	EPA-TO-15	AIR	FT	0.29	µg/m³	U	1.8	=		1		TALTN	C-400 VI Location 5 fan on doors open—Resample Duplicate	C-400 Vapor Intrusion
EM18-C400-VAPINT	C-400	10-Feb-18	C400VI5INONOP-R	REG	VOA	1,4-Dioxane	EPA-TO-15	AIR	FT	0.29	µg/m³	U	1.8	=		1		TALTN	C-400 VI Location 5 fan on doors open—Resample	C-400 Vapor Intrusion
EM18-C400-VAPINT	C-400	10-Feb-18	C400VI7SUBONOP-R	REG	VOA	1,4-Dioxane	EPA-TO-15	AIR	FT	240	µg/m³	U	1500	=		102.49		TALTN	C-400 VI Location 7 subslab fan on doors open—Resample	C-400 Vapor Intrusion
EM18-C400-VAPINT	C-400	10-Feb-18	C400VI7INONOP-R	REG	VOA	1,4-Dioxane	EPA-TO-15	AIR	FT	0.29	µg/m³	U	1.8	=		1		TALTN	C-400 VI Location 7 fan on doors open—Resample	C-400 Vapor Intrusion
EM18-C400-VAPINT	C-400	10-Feb-18	C400VI4SUBONOP-R	REG	VOA	1,4-Dioxane	EPA-TO-15	AIR	FT	0.29	µg/m³	U	1.8	=		1		TALTN	C-400 VI Location 4 subslab fan on doors open—Resample	C-400 Vapor Intrusion
EM18-C400-VAPINT	C-400	10-Feb-18	C400VI4INONOP-R	REG	VOA	1,4-Dioxane	EPA-TO-15	AIR	FT	0.29	µg/m³	U	1.8	=		1		TALTN	C-400 VI Location 4 fan on doors open—Resample	C-400 Vapor Intrusion
EM18-C400-VAPINT	C-400	10-Feb-18	C400VI4AMBONOP-R	REG	VOA	1,4-Dioxane	EPA-TO-15	AIR	FT	0.29	µg/m³	U	1.8	=		1		TALTN	C-400 VI Location 4 ambient fan on doors open—Resample	C-400 Vapor Intrusion
EM18-C400-VAPINT	C-400	10-Feb-18	C400VI6SUBONOP-R	REG	VOA	1,4-Dioxane	EPA-TO-15	AIR	FT	0.29	µg/m³	U	1.8	=		1		TALTN	C-400 VI Location 6 subslab fan on doors open—Resample	C-400 Vapor Intrusion
EM18-C400-VAPINT	C-400	10-Feb-18	C400VI6INONOP-RD	FR	VOA	1,4-Dioxane	EPA-TO-15	AIR	FT	0.29	µg/m³	U	1.8	=		1		TALTN	C-400 VI Location 6 fan on doors open—Resample Duplicate	C-400 Vapor Intrusion
EM18-C400-VAPINT	C-400	10-Feb-18	C400VI6INONOP-R	REG	VOA	1,4-Dioxane	EPA-TO-15	AIR	FT	0.29	µg/m³	U	1.8	=		1		TALTN	C-400 VI Location 6 fan on doors open—Resample	C-400 Vapor Intrusion
EM18-C400-VAPINT	C-400	10-Feb-18	C400VI8EXHONOP-R	REG	VOA	1,4-Dioxane	EPA-TO-15	AIR	FT	0.29	µg/m³	U	1.8	=		1		TALTN	C-400 VI Location 8 exhaust fan on doors open—Resample	C-400 Vapor Intrusion
EM18-C400-VAPINT	C-400	10-Feb-18	C400VI1AMBONOP-R	REG	VOA	1,4-Dioxane	EPA-TO-15	AIR	FT	0.29	µg/m³	U	1.8	=		1		TALTN	C-400 VI Location 1 ambient fan on doors open—Resample	C-400 Vapor Intrusion
EM18-C400-VAPINT	C-400	10-Feb-18	C400VI3SEAMBONOP-R	REG	VOA	1,4-Dioxane	EPA-TO-15	AIR	FT	0.29	µg/m³	U	1.8	=		1		TALTN	C-400 VI Location 3 northwest ambient fan on doors open—Resample	C-400 Vapor Intrusion
EM18-C400-VAPINT	C-400	10-Feb-18	C400VI3INONOP-R	REG	VOA	1,4-Dioxane	EPA-TO-15	AIR	FT	0.29	µg/m³	U	1.8	=		1		TALTN	C-400 VI Location 3 fan on doors open—Resample	C-400 Vapor Intrusion
EM18-C400-VAPINT	C-400	10-Feb-18	C400VI2AMBONOP-R	REG	VOA	1,4-Dioxane	EPA-TO-15	AIR	FT	0.29	µg/m³	U	1.8	=		1		TALTN	C-400 VI Location 2 ambient fan on doors open—Resample	C-400 Vapor Intrusion
EM18-C400-VAPINT	C-400	10-Feb-18	C400VI3INONOP-R	REG	VOA	cis-1,2-Dichloroethene	EPA-TO-15	AIR	FT	0.24	µg/m³	U	0.79	=		1		TALTN	C-400 VI Location 3 fan on doors open—Resample	C-400 Vapor Intrusion
EM18-C400-VAPINT	C-400	10-Feb-18	C400VI2AMBONOP-R	REG	VOA	cis-1,2-Dichloroethene	EPA-TO-15	AIR	FT	0.24	µg/m³	U	0.79	=		1		TALTN	C-400 VI Location 2 ambient fan on doors open—Resample	C-400 Vapor Intrusion

C-400 Vapor Intrusion Data (Continued)

Project ID	Station	Date Collected	Project Sample ID	SmpType	AnaType	Chemical Name	Method	Matrix	MedType	Results	Units	Result Qualifier	Reporting Limit/MDA	Validation Code	Verification Code	Dilution Factor	Assessment Code	Lab Code	Sample Comments	Project Name
EM18-C400-VAPINT	C-400	10-Feb-18	C400VI3SEAMBONOP-R	REG	VOA	cis-1,2-Dichloroethene	EPA-TO-15	AIR	FT	0.24	µg/m³	U	0.79	=		1		TALTN	C-400 VI Location 3 northwest ambient fan on doors open—Resample	C-400 Vapor Intrusion
EM18-C400-VAPINT	C-400	10-Feb-18	C400VI1AMBONOP-R	REG	VOA	cis-1,2-Dichloroethene	EPA-TO-15	AIR	FT	0.24	µg/m³	U	0.79	=		1		TALTN	C-400 VI Location 1 ambient fan on doors open—Resample	C-400 Vapor Intrusion
EM18-C400-VAPINT	C-400	10-Feb-18	C400VI8EXHONOP-R	REG	VOA	cis-1,2-Dichloroethene	EPA-TO-15	AIR	FT	0.24	µg/m³	U	0.79	=		1		TALTN	C-400 VI Location 8 exhaust fan on doors open—Resample	C-400 Vapor Intrusion
EM18-C400-VAPINT	C-400	10-Feb-18	C400VI6INONOP-R	REG	VOA	cis-1,2-Dichloroethene	EPA-TO-15	AIR	FT	0.24	µg/m³	U	0.79	=		1		TALTN	C-400 VI Location 6 fan on doors open—Resample	C-400 Vapor Intrusion
EM18-C400-VAPINT	C-400	10-Feb-18	C400VI6SUBONOP-R	REG	VOA	cis-1,2-Dichloroethene	EPA-TO-15	AIR	FT	0.69	µg/m³	J	0.79	=		1		TALTN	C-400 VI Location 6 subslab fan on doors open—Resample	C-400 Vapor Intrusion
EM18-C400-VAPINT	C-400	10-Feb-18	C400VI6INONOP-RD	FR	VOA	cis-1,2-Dichloroethene	EPA-TO-15	AIR	FT	0.24	µg/m³	U	0.79	=		1		TALTN	C-400 VI Location 6 fan on doors open—Resample Duplicate	C-400 Vapor Intrusion
EM18-C400-VAPINT	C-400	10-Feb-18	C400VI4AMBONOP-R	REG	VOA	cis-1,2-Dichloroethene	EPA-TO-15	AIR	FT	0.24	µg/m³	U	0.79	=		1		TALTN	C-400 VI Location 4 ambient fan on doors open—Resample	C-400 Vapor Intrusion
EM18-C400-VAPINT	C-400	10-Feb-18	C400VI4INONOP-R	REG	VOA	cis-1,2-Dichloroethene	EPA-TO-15	AIR	FT	0.24	µg/m³	U	0.79	=		1		TALTN	C-400 VI Location 4 fan on doors open—Resample	C-400 Vapor Intrusion
EM18-C400-VAPINT	C-400	10-Feb-18	C400VI4SUBONOP-R	REG	VOA	cis-1,2-Dichloroethene	EPA-TO-15	AIR	FT	0.24	µg/m³	U	0.79	=		1		TALTN	C-400 VI Location 4 subslab fan on doors open—Resample	C-400 Vapor Intrusion
EM18-C400-VAPINT	C-400	10-Feb-18	C400VI7INONOP-R	REG	VOA	cis-1,2-Dichloroethene	EPA-TO-15	AIR	FT	0.24	µg/m³	U	0.79	=		1		TALTN	C-400 VI Location 7 fan on doors open—Resample	C-400 Vapor Intrusion
EM18-C400-VAPINT	C-400	10-Feb-18	C400VI7SUBONOP-R	REG	VOA	cis-1,2-Dichloroethene	EPA-TO-15	AIR	FT	200	µg/m³	U	650	=		102.49		TALTN	C-400 VI Location 7 subslab fan on doors open—Resample	C-400 Vapor Intrusion
EM18-C400-VAPINT	C-400	10-Feb-18	C400VI5INONOP-R	REG	VOA	cis-1,2-Dichloroethene	EPA-TO-15	AIR	FT	0.24	µg/m³	U	0.79	=		1		TALTN	C-400 VI Location 5 fan on doors open—Resample	C-400 Vapor Intrusion
EM18-C400-VAPINT	C-400	10-Feb-18	C400VI5INONOP-RD	FR	VOA	cis-1,2-Dichloroethene	EPA-TO-15	AIR	FT	0.24	µg/m³	U	0.79	=		1		TALTN	C-400 VI Location 5 fan on doors open—Resample Duplicate	C-400 Vapor Intrusion
EM18-C400-VAPINT	C-400	10-Feb-18	C400VI5SUBONOP-R	REG	VOA	cis-1,2-Dichloroethene	EPA-TO-15	AIR	FT	9500	µg/m³	U	32000	=		11950.91		TALTN	C-400 VI Location 5 subslab fan on doors open—Resample	C-400 Vapor Intrusion
EM18-C400-VAPINT	C-400	10-Feb-18	C400VI1INONOP-R	REG	VOA	cis-1,2-Dichloroethene	EPA-TO-15	AIR	FT	0.24	µg/m³	U	0.79	=		1		TALTN	C-400 VI Location 1 fan on doors open—Resample	C-400 Vapor Intrusion
EM18-C400-VAPINT	C-400	10-Feb-18	C400VI1SUBONOP-R	REG	VOA	cis-1,2-Dichloroethene	EPA-TO-15	AIR	FT	140	µg/m³		71	=		11.18		TALTN	C-400 VI Location 1 subslab fan on doors open—Resample	C-400 Vapor Intrusion
EM18-C400-VAPINT	C-400	10-Feb-18	C400VI2INONOP-R	REG	VOA	cis-1,2-Dichloroethene	EPA-TO-15	AIR	FT	0.24	µg/m³	U	0.79	=		1		TALTN	C-400 VI Location 2 fan on doors open—Resample	C-400 Vapor Intrusion
EM18-C400-VAPINT	C-400	10-Feb-18	C400VI2SUBONOP-R	REG	VOA	cis-1,2-Dichloroethene	EPA-TO-15	AIR	FT	0.24	µg/m³	U	0.79	=		1		TALTN	C-400 VI Location 2 subslab fan on doors open—Resample	C-400 Vapor Intrusion
EM18-C400-VAPINT	C-400	10-Feb-18	C400VI3SUBONOP-R	REG	VOA	cis-1,2-Dichloroethene	EPA-TO-15	AIR	FT	0.24	µg/m³	U	0.79	=		1		TALTN	C-400 VI Location 3 subslab fan on doors open—Resample	C-400 Vapor Intrusion
EM18-C400-VAPINT	C-400	10-Feb-18	C400VI4SUBONOP-R	REG	VOA	Trichloroethene	EPA-TO-15	AIR	FT	180	µg/m³		1.1	=		1		TALTN	C-400 VI Location 4 subslab fan on doors open—Resample	C-400 Vapor Intrusion
EM18-C400-VAPINT	C-400	10-Feb-18	C400VI7INONOP-R	REG	VOA	Trichloroethene	EPA-TO-15	AIR	FT	0.19	µg/m³	U	1.1	=		1		TALTN	C-400 VI Location 7 fan on doors open—Resample	C-400 Vapor Intrusion
EM18-C400-VAPINT	C-400	10-Feb-18	C400VI4INONOP-R	REG	VOA	Trichloroethene	EPA-TO-15	AIR	FT	0.19	µg/m³	U	1.1	=		1		TALTN	C-400 VI Location 4 fan on doors open—Resample	C-400 Vapor Intrusion
EM18-C400-VAPINT	C-400	10-Feb-18	C400VI4AMBONOP-R	REG	VOA	Trichloroethene	EPA-TO-15	AIR	FT	0.19	µg/m³	U	1.1	=		1		TALTN	C-400 VI Location 4 ambient fan on doors open—Resample	C-400 Vapor Intrusion
EM18-C400-VAPINT	C-400	10-Feb-18	C400VI6SUBONOP-R	REG	VOA	Trichloroethene	EPA-TO-15	AIR	FT	75	µg/m³		1.1	=		1		TALTN	C-400 VI Location 6 subslab fan on doors open—Resample	C-400 Vapor Intrusion
EM18-C400-VAPINT	C-400	10-Feb-18	C400VI8EXHONOP-R	REG	VOA	Trichloroethene	EPA-TO-15	AIR	FT	2.1	µg/m³		1.1	=		1		TALTN	C-400 VI Location 8 exhaust fan on doors open—Resample	C-400 Vapor Intrusion
EM18-C400-VAPINT	C-400	10-Feb-18	C400VI6INONOP-R	REG	VOA	Trichloroethene	EPA-TO-15	AIR	FT	1.4	µg/m³		1.1	=		1		TALTN	C-400 VI Location 6 fan on doors open—Resample	C-400 Vapor Intrusion
EM18-C400-VAPINT	C-400	10-Feb-18	C400VI6INONOP-RD	FR	VOA	Trichloroethene	EPA-TO-15	AIR	FT	1.7	µg/m³		1.1	=		1		TALTN	C-400 VI Location 6 fan on doors open—Resample Duplicate	C-400 Vapor Intrusion
EM18-C400-VAPINT	C-400	10-Feb-18	C400VI1AMBONOP-R	REG	VOA	Trichloroethene	EPA-TO-15	AIR	FT	0.19	µg/m³	U	1.1	=		1		TALTN	C-400 VI Location 1 ambient fan on doors open—Resample	C-400 Vapor Intrusion
EM18-C400-VAPINT	C-400	10-Feb-18	C400VI3SEAMBONOP-R	REG	VOA	Trichloroethene	EPA-TO-15	AIR	FT	0.19	µg/m³	U	1.1	=		1		TALTN	C-400 VI Location 3 northwest ambient fan on doors open—Resample	C-400 Vapor Intrusion
EM18-C400-VAPINT	C-400	10-Feb-18	C400VI2AMBONOP-R	REG	VOA	Trichloroethene	EPA-TO-15	AIR	FT	0.2	µg/m³	J	1.1	=		1		TALTN	C-400 VI Location 2 ambient fan on doors open—Resample	C-400 Vapor Intrusion
EM18-C400-VAPINT	C-400	10-Feb-18	C400VI3SUBONOP-R	REG	VOA	Vinyl chloride	EPA-TO-15	AIR	FT	0.18	µg/m³	U	0.51	=		1		TALTN	C-400 VI Location 3 subslab fan on doors open—Resample	C-400 Vapor Intrusion
EM18-C400-VAPINT	C-400	10-Feb-18	C400VI2INONOP-R	REG	VOA	Vinyl chloride	EPA-TO-15	AIR	FT	0.18	µg/m³	U	0.51	=		1		TALTN	C-400 VI Location 2 fan on doors open—Resample	C-400 Vapor Intrusion
EM18-C400-VAPINT	C-400	10-Feb-18	C400VI2SUBONOP-R	REG	VOA	Vinyl chloride	EPA-TO-15	AIR	FT	0.18	µg/m³	U	0.51	=		1		TALTN	C-400 VI Location 2 subslab fan on doors open—Resample	C-400 Vapor Intrusion
EM18-C400-VAPINT	C-400	10-Feb-18	C400VI1INONOP-R	REG	VOA	Vinyl chloride	EPA-TO-15	AIR	FT	0.18	µg/m³	U	0.51	=		1		TALTN	C-400 VI Location 1 fan on doors open—Resample	C-400 Vapor Intrusion
EM18-C400-VAPINT	C-400	10-Feb-18	C400VI1SUBONOP-R	REG	VOA	Vinyl chloride	EPA-TO-15	AIR	FT	16	µg/m³	U	46	=		11.18		TALTN	C-400 VI Location 1 subslab fan on doors open—Resample	C-400 Vapor Intrusion
EM18-C400-VAPINT	C-400	10-Feb-18	C400VI5SUBONOP-R	REG	VOA	Vinyl chloride	EPA-TO-15	AIR	FT	7200	µg/m³	U	20000	=		11950.91		TALTN	C-400 VI Location 5 subslab fan on doors open—Resample	C-400 Vapor Intrusion
EM18-C400-VAPINT	C-400	10-Feb-18	C400VI5INONOP-R	REG	VOA	Vinyl chloride	EPA-TO-15	AIR	FT	0.18	µg/m³	U	0.51	=		1		TALTN	C-400 VI Location 5 fan on doors open—Resample	C-400 Vapor Intrusion
EM18-C400-VAPINT	C-400	10-Feb-18	C400VI5INONOP-RD	FR	VOA	Vinyl chloride	EPA-TO-15	AIR	FT	0.18	µg/m³	U	0.51	=		1		TALTN	C-400 VI Location 5 fan on doors open—Resample Duplicate	C-400 Vapor Intrusion
EM18-C400-VAPINT	C-400	10-Feb-18	C400VI7INONOP-R	REG	VOA	Vinyl chloride	EPA-TO-15	AIR	FT	0.18	µg/m³	U	0.51	=		1		TALTN	C-400 VI Location 7 fan on doors open—Resample	C-400 Vapor Intrusion
EM18-C400-VAPINT	C-400	10-Feb-18	C400VI7SUBONOP-R	REG	VOA	Vinyl chloride	EPA-TO-15	AIR	FT	150	µg/m³	U	420	=		102.49		TALTN	C-400 VI Location 7 subslab fan on doors open—Resample	C-400 Vapor Intrusion
EM18-C400-VAPINT	C-400	10-Feb-18	C400VI4SUBONOP-R	REG	VOA	Vinyl chloride	EPA-TO-15	AIR	FT	0.18	µg/m³	U	0.51	=		1		TALTN	C-400 VI Location 4 subslab fan on doors open—Resample	C-400 Vapor Intrusion
EM18-C400-VAPINT	C-400	12-Feb-18	C400VI3INONCL-R	REG	VOA	1,1,1-Trichloroethane	EPA-TO-15	AIR	FT	0.16	µg/m³	U	1.1	=		1		TALTN	C-400 VI Location 3 fan on doors closed—Resample	C-400 Vapor Intrusion
EM18-C400-VAPINT	C-400	12-Feb-18	C400VI1AMBONCL-R	REG	VOA	1,1,1-Trichloroethane	EPA-TO-15	AIR	FT	0.16	µg/m³	U	1.1	=		1		TALTN	C-400 VI Location 1 ambient fan on doors closed—Resample	C-400 Vapor Intrusion
EM18-C400-VAPINT	C-400	12-Feb-18	C400VI4AMBONCL-R	REG	VOA	1,1,1-Trichloroethane	EPA-TO-15	AIR	FT	0.16	µg/m³	U	1.1	=		1		TALTN	C-400 VI Location 4 ambient fan on doors closed—Resample	C-400 Vapor Intrusion
EM18-C400-VAPINT	C-400	12-Feb-18	C400VI2AMBONCL-R	REG	VOA	1,1,1-Trichloroethane	EPA-TO-15	AIR	FT	0.16	µg/m³	U	1.1	=		1		TALTN	C-400 VI Location 2 ambient fan on doors closed—Resample	C-400 Vapor Intrusion
EM18-C400-VAPINT	C-400	12-Feb-18	C400VI6INONCL-R	REG	VOA	1,1,1-Trichloroethane	EPA-TO-15	AIR	FT	0.16	µg/m³	U	1.1	=		1		TALTN	C-400 VI Location 6 fan on doors closed—Resample	C-400 Vapor Intrusion
EM18-C400-VAPINT	C-400	12-Feb-18	C400VI8EXHONCL-R	REG	VOA	1,1,1-Trichloroethane	EPA-TO-15	AIR	FT	0.16	µg/m³	U	1.1	=		1		TALTN	C-400 VI Location 8 exhaust fan on doors closed—Resample	C-400 Vapor Intrusion
EM18-C400-VAPINT	C-400	12-Feb-18	C400VI6SUBONCL-R	REG	VOA	1,1,1-Trichloroethane	EPA-TO-15	AIR	FT	0.16	µg/m³	U	1.1	=		1		TALTN	C-400 VI Location 6 subslab fan on doors closed—Resample	C-400 Vapor Intrusion
EM18-C400-VAPINT	C-400	12-Feb-18	C400VI6INONCL-RD	FR	VOA	1,1,1-Trichloroethane	EPA-TO-15	AIR	FT	0.16	µg/m³	U	1.1	=		1		TALTN	C-400 VI Location 6 fan on doors closed—Resample	C-400 Vapor Intrusion
EM18-C400-VAPINT	C-400	12-Feb-18	C400VI5INONCL-R	REG	VOA	1,1,1-Trichloroethane	EPA-TO-15	AIR	FT	0.16	µg/m³	U	1.1	=		2.12		TALTN	C-400 VI Location 5 fan on doors closed—Resample	C-400 Vapor Intrusion
EM18-C400-VAPINT	C-400	12-Feb-18	C400VI4SUBONCL-R	REG	VOA	1,1,1-Trichloroethane	EPA-TO-15	AIR	FT	0.16	µg/m³	U	1.1	=		1.56		TALTN	C-400 VI Location 4 subslab fan on doors closed—Resample	C-400 Vapor Intrusion
EM18-C400-VAPINT	C-400	12-Feb-18	C400VI4INONCL-R	REG	VOA	1,1,1-Trichloroethane	EPA-TO-15	AIR	FT	0.16	µg/m³	U	1.1	=		1		TALTN	C-400 VI Location 4 fan on doors closed—Resample	C-400 Vapor Intrusion
EM18-C400-VAPINT	C-400	12-Feb-18	C400VI5INONCL-RD	FR	VOA	1,1,1-Trichloroethane	EPA-TO-15	AIR	FT	0.16	µg/m³	U	1.1	=		1.67		TALTN	C-400 VI Location 5 fan on doors closed—Resample	C-400 Vapor Intrusion
EM18-C400-VAPINT	C-400	12-Feb-18	C400VI5SUBONCL-R	REG	VOA	1,1,1-Trichloroethane	EPA-TO-15	AIR	FT	6900	µg/m³	U	46000	=		12582.53		TALTN	C-400 VI Location 5 subslab fan on doors closed—Resample	C-400 Vapor Intrusion
EM18-C400-VAPINT	C-400	12-Feb-18	C400VI7SUBONCL-R	REG	VOA	1,1,1-Trichloroethane	EPA-TO-15	AIR	FT	120	µg/m³	U	810	=		37.2		TALTN	C-400 VI Location 7 subslab fan on doors closed—Resample	C-400 Vapor Intrusion
EM18-C400-VAPINT	C-400	12-Feb-18	C400VI7INONCL-R	REG	VOA	1,1,1-Trichloroethane	EPA-TO-15	AIR	FT	0.16	µg/m³	U	1.1	=		1		TALTN	C-400 VI Location 7 fan on doors closed—Resample	C-400 Vapor Intrusion
EM18-C400-VAPINT	C-400	12-Feb-18	C400VI1INONCL-R	REG	VOA	1,1,1-Trichloroethane	EPA-TO-15	AIR	FT	0.16	µg/m³	U	1.1	=		1		TALTN	C-400 VI Location 1 fan on doors closed—Resample	C-400 Vapor Intrusion
EM18-C400-VAPINT	C-400	12-Feb-18	C400VI1SUBONCL-R	REG	VOA	1,1,1-Trichloroethane	EPA-TO-15	AIR	FT	15	µg/m³	U	100	=		11.52		TALTN	C-400 VI Location 1 subslab fan on doors closed—Resample	C-400 Vapor Intrusion
EM18-C400-VAPINT	C-400	12-Feb-18	C400VI2INONCL-R	REG	VOA	1,1,1-Trichloroethane	EPA-TO-15	AIR	FT	0.16	µg/m³	U	1.1	=		1		TALTN	C-400 VI Location 2 fan on doors closed—Resample	C-400 Vapor Intrusion
EM18-C400-VAPINT	C-400	12-Feb-18	C400VI3SUBONCL-R	REG	VOA	1,1,1-Trichloroethane	EPA-TO-15	AIR	FT	0.16	µg/m³	U	1.1	=		1		TALTN	C-400 VI Location 3 subslab fan on doors closed—Resample	C-400 Vapor Intrusion
EM18-C400-VAPINT	C-400	12-Feb-18	C400VI2SUBONCL-R	REG	VOA	1,1,1-Trichloroethane	EPA-TO-15	AIR	FT	0.16	µg/m³	U	1.1	=		1		TALTN	C-400 VI Location 2 subslab fan on doors closed—Resample	C-400 Vapor Intrusion
EM18-C400-VAPINT	C-400	12-Feb-18	C400VI3SEAMBONCL-R	REG	VOA	1,1,2-Trichloroethane	EPA-TO-15	AIR	FT	0.29	µg/m³	U	1.1	=		1		TALTN	C-400 VI Location 3 southeast ambient fan on doors closed—Resample	C-400 Vapor Intrusion
EM18-C400-VAPINT	C-400	12-Feb-18	C400VI4AMBONCL-R	REG	VOA	1,1,2-Trichloroethane	EPA-TO-15	AIR	FT	0.29	µg/m³	U	1.1	=		1		TALTN	C-400 VI Location 4 ambient fan on doors closed—Resample	C-400 Vapor Intrusion
EM18-C400-VAPINT	C-400	12-Feb-18	C400VI3INONCL-R	REG	VOA	1,1,2-Trichloroethane	EPA-TO-15	AIR	FT	0.29	µg/m³	U	1.1	=		1		TALTN	C-400 VI Location 3 fan on doors closed—Resample	C-400 Vapor Intrusion
EM18-C400-VAPINT	C-400	12-Feb-18	C400VI1AMBONCL-R	REG	VOA	1,1,2-Trichloroethane	EPA-TO-15	AIR	FT	0.29	µg/m³	U	1.1	=		1		TALTN	C-400 VI Location 1 ambient fan on doors closed—Resample	C-400 Vapor Intrusion
EM18-C400-VAPINT	C-400	12-Feb-18	C400VI2AMBONCL-R	REG	VOA	1,1,2-Trichloroethane	EPA-TO-15	AIR	FT	0.29	µg/m³	U	1.1	=		1		TALTN	C-400 VI Location 2 ambient fan on doors closed—Resample	C-400 Vapor Intrusion
EM18-C400-VAPINT	C-400	12-Feb-18	C400VI8EXHONCL-R	REG	VOA	1,1,2-Trichloroethane	EPA-TO-15	AIR	FT	0.29	µg/m³	U	1.1	=		1		TALTN	C-400 VI Location 8 exhaust fan on doors closed—Resample	C-400 Vapor Intrusion
EM18-C400-VAPINT	C-400	12-Feb-18	C400VI6INONCL-RD	FR	VOA	1,1,2-Trichloroethane	EPA-TO-15	AIR	FT	0.29	µg/m³	U	1.1	=		1		TALTN	C-400 VI Location 6 fan on doors closed—Resample	C-400 Vapor Intrusion
EM18-C400-VAPINT	C-400	12-Feb-18	C400VI6INONCL-R	REG	VOA	1,1,2-Trichloroethane	EPA-TO-15	AIR	FT	0.29	µg/m³	U	1.1	=		1		TALTN	C-400 VI Location 6 fan on doors closed—Resample	C-400 Vapor Intrusion
EM18-C400-VAPINT	C-400	12-Feb-18	C400VI6SUBONCL-R	REG	VOA	1,1,2-Trichloroethane	EPA-TO-15	AIR	FT	0.29	µg/m³	U	1.1	=		1		TALTN	C-400 VI Location 6 subslab fan on doors closed—Resample	C-400 Vapor Intrusion
EM18-C400-VAPINT	C-400	12-Feb-18	C400VI5INONCL-R	REG	VOA	1,1,2-Trichloroethane	EPA-TO-15	AIR	FT	0.29	µg/m³	U	1.1	=		2.12		TALTN	C-400 VI Location 5 fan on doors closed—Resample	C-400 Vapor Intrusion
EM18-C400-VAPINT	C-400	12-Feb-18	C400VI4INONCL-R	REG	VOA	1,1,2-Trichloroethane	EPA-TO-15	AIR	FT	0.29	µg/m³	U	1.1	=		1		TALTN	C-400 VI Location 4 fan on doors closed—Resample	C-400 Vapor Intrusion

C-400 Vapor Intrusion Data (Continued)

Project ID	Station	Date Collected	Project Sample ID	SmpType	AnaType	Chemical Name	Method	Matrix	MedType	Results	Units	Result Qualifier	Reporting Limit/MDA	Validation Code	Verification Code	Dilution Factor	Assessment Code	Lab Code	Sample Comments	Project Name
EM18-C400-VAPINT	C-400	12-Feb-18	C400VI5SUBONCL-R	REG	VOA	1,1,2-Trichloroethane	EPA-TO-15	AIR	FT	12000	µg/m³	U	46000	=		12582.53		TALTN	C-400 VI Location 5 subslab fan on doors closed—Resample	C-400 Vapor Intrusion
EM18-C400-VAPINT	C-400	12-Feb-18	C400VI5INONCL-RD	FR	VOA	1,1,2-Trichloroethane	EPA-TO-15	AIR	FT	0.29	µg/m³	U	1.1	=		1.67		TALTN	C-400 VI Location 5 fan on doors closed—Resample	C-400 Vapor Intrusion
EM18-C400-VAPINT	C-400	12-Feb-18	C400VI4SUBONCL-R	REG	VOA	1,1,2-Trichloroethane	EPA-TO-15	AIR	FT	0.29	µg/m³	U	1.1	=		1.56		TALTN	C-400 VI Location 4 subslab fan on doors closed—Resample	C-400 Vapor Intrusion
EM18-C400-VAPINT	C-400	12-Feb-18	C400VI7INONCL-R	REG	VOA	1,1,2-Trichloroethane	EPA-TO-15	AIR	FT	0.29	µg/m³	U	1.1	=		1		TALTN	C-400 VI Location 7 fan on doors closed—Resample	C-400 Vapor Intrusion
EM18-C400-VAPINT	C-400	12-Feb-18	C400VI7SUBONCL-R	REG	VOA	1,1,2-Trichloroethane	EPA-TO-15	AIR	FT	220	µg/m³	U	810	=		37.2		TALTN	C-400 VI Location 7 subslab fan on doors closed—Resample	C-400 Vapor Intrusion
EM18-C400-VAPINT	C-400	12-Feb-18	C400VI1INONCL-R	REG	VOA	1,1,2-Trichloroethane	EPA-TO-15	AIR	FT	0.29	µg/m³	U	1.1	=		1		TALTN	C-400 VI Location 1 fan on doors closed—Resample	C-400 Vapor Intrusion
EM18-C400-VAPINT	C-400	12-Feb-18	C400VI1SUBONCL-R	REG	VOA	1,1,2-Trichloroethane	EPA-TO-15	AIR	FT	27	µg/m³	U	100	=		11.52		TALTN	C-400 VI Location 1 subslab fan on doors closed—Resample	C-400 Vapor Intrusion
EM18-C400-VAPINT	C-400	12-Feb-18	C400VI2SUBONCL-R	REG	VOA	1,1,2-Trichloroethane	EPA-TO-15	AIR	FT	0.29	µg/m³	U	1.1	=		1		TALTN	C-400 VI Location 2 subslab fan on doors closed—Resample	C-400 Vapor Intrusion
EM18-C400-VAPINT	C-400	12-Feb-18	C400VI2INONCL-R	REG	VOA	1,1,2-Trichloroethane	EPA-TO-15	AIR	FT	0.29	µg/m³	U	1.1	=		1		TALTN	C-400 VI Location 2 fan on doors closed—Resample	C-400 Vapor Intrusion
EM18-C400-VAPINT	C-400	12-Feb-18	C400VI3SUBONCL-R	REG	VOA	1,1,2-Trichloroethane	EPA-TO-15	AIR	FT	0.29	µg/m³	U	1.1	=		1		TALTN	C-400 VI Location 3 subslab fan on doors closed—Resample	C-400 Vapor Intrusion
EM18-C400-VAPINT	C-400	12-Feb-18	C400VI3INONCL-R	REG	VOA	1,1-Dichloroethane	EPA-TO-15	AIR	FT	0.11	µg/m³	U	0.81	=		1		TALTN	C-400 VI Location 3 fan on doors closed—Resample	C-400 Vapor Intrusion
EM18-C400-VAPINT	C-400	12-Feb-18	C400VI1AMBONCL-R	REG	VOA	1,1-Dichloroethane	EPA-TO-15	AIR	FT	0.11	µg/m³	U	0.81	=		1		TALTN	C-400 VI Location 1 ambient fan on doors closed—Resample	C-400 Vapor Intrusion
EM18-C400-VAPINT	C-400	12-Feb-18	C400VI4AMBONCL-R	REG	VOA	1,1-Dichloroethane	EPA-TO-15	AIR	FT	0.11	µg/m³	U	0.81	=		1		TALTN	C-400 VI Location 4 ambient fan on doors closed—Resample	C-400 Vapor Intrusion
EM18-C400-VAPINT	C-400	12-Feb-18	C400VI2AMBONCL-R	REG	VOA	1,1-Dichloroethane	EPA-TO-15	AIR	FT	0.11	µg/m³	U	0.81	=		1		TALTN	C-400 VI Location 2 ambient fan on doors closed—Resample	C-400 Vapor Intrusion
EM18-C400-VAPINT	C-400	12-Feb-18	C400VI6INONCL-R	REG	VOA	1,1-Dichloroethane	EPA-TO-15	AIR	FT	0.11	µg/m³	U	0.81	=		1		TALTN	C-400 VI Location 6 fan on doors closed—Resample	C-400 Vapor Intrusion
EM18-C400-VAPINT	C-400	12-Feb-18	C400VI8EXHONCL-R	REG	VOA	1,1-Dichloroethane	EPA-TO-15	AIR	FT	0.11	µg/m³	U	0.81	=		1		TALTN	C-400 VI Location 8 exhaust fan on doors closed—Resample	C-400 Vapor Intrusion
EM18-C400-VAPINT	C-400	12-Feb-18	C400VI6SUBONCL-R	REG	VOA	1,1-Dichloroethane	EPA-TO-15	AIR	FT	0.11	µg/m³	U	0.81	=		1		TALTN	C-400 VI Location 6 subslab fan on doors closed—Resample	C-400 Vapor Intrusion
EM18-C400-VAPINT	C-400	12-Feb-18	C400VI6INONCL-RD	FR	VOA	1,1-Dichloroethane	EPA-TO-15	AIR	FT	0.11	µg/m³	U	0.81	=		1		TALTN	C-400 VI Location 6 fan on doors closed—Resample	C-400 Vapor Intrusion
EM18-C400-VAPINT	C-400	12-Feb-18	C400VI5INONCL-R	REG	VOA	1,1-Dichloroethane	EPA-TO-15	AIR	FT	0.11	µg/m³	U	0.81	=		2.12		TALTN	C-400 VI Location 5 fan on doors closed—Resample	C-400 Vapor Intrusion
EM18-C400-VAPINT	C-400	12-Feb-18	C400VI4SUBONCL-R	REG	VOA	1,1-Dichloroethane	EPA-TO-15	AIR	FT	0.11	µg/m³	U	0.81	=		1.56		TALTN	C-400 VI Location 4 subslab fan on doors closed—Resample	C-400 Vapor Intrusion
EM18-C400-VAPINT	C-400	12-Feb-18	C400VI4INONCL-R	REG	VOA	1,1-Dichloroethane	EPA-TO-15	AIR	FT	0.11	µg/m³	U	0.81	=		1		TALTN	C-400 VI Location 4 fan on doors closed—Resample	C-400 Vapor Intrusion
EM18-C400-VAPINT	C-400	12-Feb-18	C400VI5INONCL-RD	FR	VOA	1,1-Dichloroethane	EPA-TO-15	AIR	FT	0.11	µg/m³	U	0.81	=		1.67		TALTN	C-400 VI Location 5 fan on doors closed—Resample	C-400 Vapor Intrusion
EM18-C400-VAPINT	C-400	12-Feb-18	C400VI5SUBONCL-R	REG	VOA	1,1-Dichloroethane	EPA-TO-15	AIR	FT	4400	µg/m³	U	34000	=		12582.53		TALTN	C-400 VI Location 5 subslab fan on doors closed—Resample	C-400 Vapor Intrusion
EM18-C400-VAPINT	C-400	12-Feb-18	C400VI7INONCL-R	REG	VOA	1,1-Dichloroethane	EPA-TO-15	AIR	FT	0.11	µg/m³	U	0.81	=		1		TALTN	C-400 VI Location 7 fan on doors closed—Resample	C-400 Vapor Intrusion
EM18-C400-VAPINT	C-400	12-Feb-18	C400VI7SUBONCL-R	REG	VOA	1,1-Dichloroethane	EPA-TO-15	AIR	FT	78	µg/m³	U	600	=		37.2		TALTN	C-400 VI Location 7 subslab fan on doors closed—Resample	C-400 Vapor Intrusion
EM18-C400-VAPINT	C-400	12-Feb-18	C400VI1INONCL-R	REG	VOA	1,1-Dichloroethane	EPA-TO-15	AIR	FT	0.11	µg/m³	U	0.81	=		1		TALTN	C-400 VI Location 1 fan on doors closed—Resample	C-400 Vapor Intrusion
EM18-C400-VAPINT	C-400	12-Feb-18	C400VI1SUBONCL-R	REG	VOA	1,1-Dichloroethane	EPA-TO-15	AIR	FT	9.7	µg/m³	U	75	=		11.52		TALTN	C-400 VI Location 1 subslab fan on doors closed—Resample	C-400 Vapor Intrusion
EM18-C400-VAPINT	C-400	12-Feb-18	C400VI2INONCL-R	REG	VOA	1,1-Dichloroethane	EPA-TO-15	AIR	FT	0.11	µg/m³	U	0.81	=		1		TALTN	C-400 VI Location 2 fan on doors closed—Resample	C-400 Vapor Intrusion
EM18-C400-VAPINT	C-400	12-Feb-18	C400VI3SUBONCL-R	REG	VOA	1,1-Dichloroethane	EPA-TO-15	AIR	FT	0.11	µg/m³	U	0.81	=		1		TALTN	C-400 VI Location 3 subslab fan on doors closed—Resample	C-400 Vapor Intrusion
EM18-C400-VAPINT	C-400	12-Feb-18	C400VI2SUBONCL-R	REG	VOA	1,1-Dichloroethane	EPA-TO-15	AIR	FT	0.11	µg/m³	U	0.81	=		1		TALTN	C-400 VI Location 2 subslab fan on doors closed—Resample	C-400 Vapor Intrusion
EM18-C400-VAPINT	C-400	12-Feb-18	C400VI3SEAMBONCL-R	REG	VOA	1,1-Dichloroethane	EPA-TO-15	AIR	FT	0.11	µg/m³	U	0.81	=		1		TALTN	C-400 VI Location 3 southeast ambient fan on doors closed—Resample	C-400 Vapor Intrusion
EM18-C400-VAPINT	C-400	12-Feb-18	C400VI2SUBONCL-R	REG	VOA	1,1-Dichloroethene	EPA-TO-15	AIR	FT	0.13	µg/m³	U	0.79	=		1		TALTN	C-400 VI Location 2 subslab fan on doors closed—Resample	C-400 Vapor Intrusion
EM18-C400-VAPINT	C-400	12-Feb-18	C400VI3SUBONCL-R	REG	VOA	1,1-Dichloroethene	EPA-TO-15	AIR	FT	0.13	µg/m³	U	0.79	=		1		TALTN	C-400 VI Location 3 subslab fan on doors closed—Resample	C-400 Vapor Intrusion
EM18-C400-VAPINT	C-400	12-Feb-18	C400VI2INONCL-R	REG	VOA	1,1-Dichloroethene	EPA-TO-15	AIR	FT	0.13	µg/m³	U	0.79	=		1		TALTN	C-400 VI Location 2 fan on doors closed—Resample	C-400 Vapor Intrusion
EM18-C400-VAPINT	C-400	12-Feb-18	C400VI1SUBONCL-R	REG	VOA	1,1-Dichloroethene	EPA-TO-15	AIR	FT	12	µg/m³	U	73	=		11.52		TALTN	C-400 VI Location 1 subslab fan on doors closed—Resample	C-400 Vapor Intrusion
EM18-C400-VAPINT	C-400	12-Feb-18	C400VI1INONCL-R	REG	VOA	1,1-Dichloroethene	EPA-TO-15	AIR	FT	0.13	µg/m³	U	0.79	=		1		TALTN	C-400 VI Location 1 fan on doors closed—Resample	C-400 Vapor Intrusion
EM18-C400-VAPINT	C-400	12-Feb-18	C400VI7SUBONCL-R	REG	VOA	1,1-Dichloroethene	EPA-TO-15	AIR	FT	100	µg/m³	U	590	=		37.2		TALTN	C-400 VI Location 7 subslab fan on doors closed—Resample	C-400 Vapor Intrusion
EM18-C400-VAPINT	C-400	12-Feb-18	C400VI7INONCL-R	REG	VOA	1,1-Dichloroethene	EPA-TO-15	AIR	FT	0.13	µg/m³	U	0.79	=		1		TALTN	C-400 VI Location 7 fan on doors closed—Resample	C-400 Vapor Intrusion
EM18-C400-VAPINT	C-400	12-Feb-18	C400VI5SUBONCL-R	REG	VOA	1,1-Dichloroethene	EPA-TO-15	AIR	FT	5700	µg/m³	U	33000	=		12582.53		TALTN	C-400 VI Location 5 subslab fan on doors closed—Resample	C-400 Vapor Intrusion
EM18-C400-VAPINT	C-400	12-Feb-18	C400VI5INONCL-RD	FR	VOA	1,1-Dichloroethene	EPA-TO-15	AIR	FT	0.13	µg/m³	U	0.79	=		1.67		TALTN	C-400 VI Location 5 fan on doors closed—Resample	C-400 Vapor Intrusion
EM18-C400-VAPINT	C-400	12-Feb-18	C400VI4INONCL-R	REG	VOA	1,1-Dichloroethene	EPA-TO-15	AIR	FT	0.13	µg/m³	U	0.79	=		1		TALTN	C-400 VI Location 4 fan on doors closed—Resample	C-400 Vapor Intrusion
EM18-C400-VAPINT	C-400	12-Feb-18	C400VI4SUBONCL-R	REG	VOA	1,1-Dichloroethene	EPA-TO-15	AIR	FT	0.15	µg/m³	J	0.79	=		1.56		TALTN	C-400 VI Location 4 subslab fan on doors closed—Resample	C-400 Vapor Intrusion
EM18-C400-VAPINT	C-400	12-Feb-18	C400VI5INONCL-R	REG	VOA	1,1-Dichloroethene	EPA-TO-15	AIR	FT	0.13	µg/m³	U	0.79	=		2.12		TALTN	C-400 VI Location 5 fan on doors closed—Resample	C-400 Vapor Intrusion
EM18-C400-VAPINT	C-400	12-Feb-18	C400VI6INONCL-RD	FR	VOA	1,1-Dichloroethene	EPA-TO-15	AIR	FT	0.13	µg/m³	U	0.79	=		1		TALTN	C-400 VI Location 6 fan on doors closed—Resample	C-400 Vapor Intrusion
EM18-C400-VAPINT	C-400	12-Feb-18	C400VI6SUBONCL-R	REG	VOA	1,1-Dichloroethene	EPA-TO-15	AIR	FT	0.13	µg/m³	U	0.79	=		1		TALTN	C-400 VI Location 6 subslab fan on doors closed—Resample	C-400 Vapor Intrusion
EM18-C400-VAPINT	C-400	12-Feb-18	C400VI8EXHONCL-R	REG	VOA	1,1-Dichloroethene	EPA-TO-15	AIR	FT	0.13	µg/m³	U	0.79	=		1		TALTN	C-400 VI Location 8 exhaust fan on doors closed—Resample	C-400 Vapor Intrusion
EM18-C400-VAPINT	C-400	12-Feb-18	C400VI6INONCL-R	REG	VOA	1,1-Dichloroethene	EPA-TO-15	AIR	FT	0.13	µg/m³	U	0.79	=		1		TALTN	C-400 VI Location 6 fan on doors closed—Resample	C-400 Vapor Intrusion
EM18-C400-VAPINT	C-400	12-Feb-18	C400VI2AMBONCL-R	REG	VOA	1,1-Dichloroethene	EPA-TO-15	AIR	FT	0.13	µg/m³	U	0.79	=		1		TALTN	C-400 VI Location 2 ambient fan on doors closed—Resample	C-400 Vapor Intrusion
EM18-C400-VAPINT	C-400	12-Feb-18	C400VI4AMBONCL-R	REG	VOA	1,1-Dichloroethene	EPA-TO-15	AIR	FT	0.13	µg/m³	U	0.79	=		1		TALTN	C-400 VI Location 4 ambient fan on doors closed—Resample	C-400 Vapor Intrusion
EM18-C400-VAPINT	C-400	12-Feb-18	C400VI1AMBONCL-R	REG	VOA	1,1-Dichloroethene	EPA-TO-15	AIR	FT	0.13	µg/m³	U	0.79	=		1		TALTN	C-400 VI Location 1 ambient fan on doors closed—Resample	C-400 Vapor Intrusion
EM18-C400-VAPINT	C-400	12-Feb-18	C400VI3INONCL-R	REG	VOA	1,1-Dichloroethene	EPA-TO-15	AIR	FT	0.13	µg/m³	U	0.79	=		1		TALTN	C-400 VI Location 3 fan on doors closed—Resample	C-400 Vapor Intrusion
EM18-C400-VAPINT	C-400	12-Feb-18	C400VI3SEAMBONCL-R	REG	VOA	1,1-Dichloroethene	EPA-TO-15	AIR	FT	0.13	µg/m³	U	0.79	=		1		TALTN	C-400 VI Location 3 southeast ambient fan on doors closed—Resample	C-400 Vapor Intrusion
EM18-C400-VAPINT	C-400	12-Feb-18	C400VI3SEAMBONCL-R	REG	VOA	1,2-Dichloroethane	EPA-TO-15	AIR	FT	0.19	µg/m³	U	0.81	=		1		TALTN	C-400 VI Location 3 southeast ambient fan on doors closed—Resample	C-400 Vapor Intrusion
EM18-C400-VAPINT	C-400	12-Feb-18	C400VI3INONCL-R	REG	VOA	1,2-Dichloroethane	EPA-TO-15	AIR	FT	0.19	µg/m³	U	0.81	=		1		TALTN	C-400 VI Location 3 fan on doors closed—Resample	C-400 Vapor Intrusion
EM18-C400-VAPINT	C-400	12-Feb-18	C400VI4AMBONCL-R	REG	VOA	1,2-Dichloroethane	EPA-TO-15	AIR	FT	0.19	µg/m³	U	0.81	=		1		TALTN	C-400 VI Location 4 ambient fan on doors closed—Resample	C-400 Vapor Intrusion
EM18-C400-VAPINT	C-400	12-Feb-18	C400VI1AMBONCL-R	REG	VOA	1,2-Dichloroethane	EPA-TO-15	AIR	FT	0.19	µg/m³	U	0.81	=		1		TALTN	C-400 VI Location 1 ambient fan on doors closed—Resample	C-400 Vapor Intrusion
EM18-C400-VAPINT	C-400	12-Feb-18	C400VI2AMBONCL-R	REG	VOA	1,2-Dichloroethane	EPA-TO-15	AIR	FT	0.19	µg/m³	U	0.81	=		1		TALTN	C-400 VI Location 2 ambient fan on doors closed—Resample	C-400 Vapor Intrusion
EM18-C400-VAPINT	C-400	12-Feb-18	C400VI8EXHONCL-R	REG	VOA	1,2-Dichloroethane	EPA-TO-15	AIR	FT	0.19	µg/m³	U	0.81	=		1		TALTN	C-400 VI Location 8 exhaust fan on doors closed—Resample	C-400 Vapor Intrusion
EM18-C400-VAPINT	C-400	12-Feb-18	C400VI6INONCL-R	REG	VOA	1,2-Dichloroethane	EPA-TO-15	AIR	FT	0.19	µg/m³	U	0.81	=		1		TALTN	C-400 VI Location 6 fan on doors closed—Resample	C-400 Vapor Intrusion
EM18-C400-VAPINT	C-400	12-Feb-18	C400VI4SUBONCL-R	REG	VOA	1,4-Dioxane	EPA-TO-15	AIR	FT	0.29	µg/m³	U	1.8	=		1.56		TALTN	C-400 VI Location 4 subslab fan on doors closed—Resample	C-400 Vapor Intrusion
EM18-C400-VAPINT	C-400	12-Feb-18	C400VI4INONCL-R	REG	VOA	1,4-Dioxane	EPA-TO-15	AIR	FT	0.29	µg/m³	U	1.8	=		1		TALTN	C-400 VI Location 4 fan on doors closed—Resample	C-400 Vapor Intrusion
EM18-C400-VAPINT	C-400	12-Feb-18	C400VI5SUBONCL-R	REG	VOA	1,4-Dioxane	EPA-TO-15	AIR	FT	12000	µg/m³	U	76000	=		12582.53		TALTN	C-400 VI Location 5 subslab fan on doors closed—Resample	C-400 Vapor Intrusion
EM18-C400-VAPINT	C-400	12-Feb-18	C400VI5INONCL-RD	FR	VOA	1,4-Dioxane	EPA-TO-15	AIR	FT	0.29	µg/m³	U	1.8	=		1.67		TALTN	C-400 VI Location 5 fan on doors closed—Resample	C-400 Vapor Intrusion
EM18-C400-VAPINT	C-400	12-Feb-18	C400VI5INONCL-R	REG	VOA	1,4-Dioxane	EPA-TO-15	AIR	FT	0.29	µg/m³	U	1.8	=		2.12		TALTN	C-400 VI Location 5 fan on doors closed—Resample	C-400 Vapor Intrusion
EM18-C400-VAPINT	C-400	12-Feb-18	C400VI6SUBONCL-R	REG	VOA	1,4-Dioxane	EPA-TO-15	AIR	FT	0.29	µg/m³	U	1.8	=		1		TALTN	C-400 VI Location 6 subslab fan on doors closed—Resample	C-400 Vapor Intrusion
EM18-C400-VAPINT	C-400	12-Feb-18	C400VI6INONCL-RD	FR	VOA	1,4-Dioxane	EPA-TO-15	AIR	FT	0.29	µg/m³	U	1.8	=		1		TALTN	C-400 VI Location 6 fan on doors closed—Resample	C-400 Vapor Intrusion
EM18-C400-VAPINT	C-400	12-Feb-18	C400VI6INONCL-R	REG	VOA	1,4-Dioxane	EPA-TO-15	AIR	FT	0.29	µg/m³	U	1.8	=		1		TALTN	C-400 VI Location 6 fan on doors closed—Resample	C-400 Vapor Intrusion
EM18-C400-VAPINT	C-400	12-Feb-18	C400VI8EXHONCL-R	REG	VOA	1,4-Dioxane	EPA-TO-15	AIR	FT	0.29	µg/m³	U	1.8	=		1		TALTN	C-400 VI Location 8 exhaust fan on doors closed—Resample	C-400 Vapor Intrusion
EM18-C400-VAPINT	C-400	12-Feb-18	C400VI2AMBONCL-R	REG	VOA	1,4-Dioxane	EPA-TO-15	AIR	FT	0.29	µg/m³	U	1.8	=		1		TALTN	C-400 VI Location 2 ambient fan on doors closed—Resample	C-400 Vapor Intrusion
EM18-C400-VAPINT	C-400	12-Feb-18	C400VI1AMBONCL-R	REG	VOA	1,4-Dioxane	EPA-TO-15	AIR	FT	0.29	µg/m³	U	1.8	=		1		TALTN	C-400 VI Location 1 ambient fan on doors closed—Resample	C-400 Vapor Intrusion
EM18-C400-VAPINT	C-400	12-Feb-18	C400VI3INONCL-R	REG	VOA	1,4-Dioxane	EPA-TO-15	AIR	FT	0.29	µg/m³	U	1.8	=		1		TALTN	C-400 VI Location 3 fan on doors closed—Resample	C-400 Vapor Intrusion
EM18-C400-VAPINT	C-400	12-Feb-18	C400VI4AMBONCL-R	REG	VOA	1,4-Dioxane	EPA-TO-15	AIR	FT	0.29	µg/m³	U	1.8	=		1		TALTN	C-400 VI Location 4 ambient fan on doors closed—Resample	C-400 Vapor Intrusion

C-400 Vapor Intrusion Data (Continued)

Project ID	Station	Date Collected	Project Sample ID	SmpType	AnaType	Chemical Name	Method	Matrix	MedType	Results	Units	Result Qualifier	Reporting Limit/MDA	Validation Code	Verification Code	Dilution Factor	Assessment Code	Lab Code	Sample Comments	Project Name
EM18-C400-VAPINT	C-400	12-Feb-18	C400VI3SEAMBONCL-R	REG	VOA	1,4-Dioxane	EPA-TO-15	AIR	FT	0.29	µg/m³	U	1.8	=		1		TALTN	C-400 VI Location 3 southeast ambient fan on doors closed—Resample	C-400 Vapor Intrusion
EM18-C400-VAPINT	C-400	12-Feb-18	C400VI3INONCL-R	REG	VOA	cis-1,2-Dichloroethene	EPA-TO-15	AIR	FT	0.24	µg/m³	U	0.79	=		1		TALTN	C-400 VI Location 3 fan on doors closed—Resample	C-400 Vapor Intrusion
EM18-C400-VAPINT	C-400	12-Feb-18	C400VI4AMBONCL-R	REG	VOA	cis-1,2-Dichloroethene	EPA-TO-15	AIR	FT	0.24	µg/m³	U	0.79	=		1		TALTN	C-400 VI Location 4 ambient fan on doors closed—Resample	C-400 Vapor Intrusion
EM18-C400-VAPINT	C-400	12-Feb-18	C400VI1AMBONCL-R	REG	VOA	cis-1,2-Dichloroethene	EPA-TO-15	AIR	FT	0.24	µg/m³	U	0.79	=		1		TALTN	C-400 VI Location 1 ambient fan on doors closed—Resample	C-400 Vapor Intrusion
EM18-C400-VAPINT	C-400	12-Feb-18	C400VI8EXHONCL-R	REG	VOA	cis-1,2-Dichloroethene	EPA-TO-15	AIR	FT	0.24	µg/m³	U	0.79	=		1		TALTN	C-400 VI Location 8 exhaust fan on doors closed—Resample	C-400 Vapor Intrusion
EM18-C400-VAPINT	C-400	12-Feb-18	C400VI2AMBONCL-R	REG	VOA	cis-1,2-Dichloroethene	EPA-TO-15	AIR	FT	0.24	µg/m³	U	0.79	=		1		TALTN	C-400 VI Location 2 ambient fan on doors closed—Resample	C-400 Vapor Intrusion
EM18-C400-VAPINT	C-400	12-Feb-18	C400VI6INONCL-R	REG	VOA	cis-1,2-Dichloroethene	EPA-TO-15	AIR	FT	0.24	µg/m³	U	0.79	=		1		TALTN	C-400 VI Location 6 fan on doors closed—Resample	C-400 Vapor Intrusion
EM18-C400-VAPINT	C-400	12-Feb-18	C400VI6SUBONCL-R	REG	VOA	cis-1,2-Dichloroethene	EPA-TO-15	AIR	FT	2.3	µg/m³		0.79	=		1		TALTN	C-400 VI Location 6 subslab fan on doors closed—Resample	C-400 Vapor Intrusion
EM18-C400-VAPINT	C-400	12-Feb-18	C400VI2AMBONCL-R	REG	VOA	Trichloroethene	EPA-TO-15	AIR	FT	0.19	µg/m³	U	1.1	=		1		TALTN	C-400 VI Location 2 ambient fan on doors closed—Resample	C-400 Vapor Intrusion
EM18-C400-VAPINT	C-400	12-Feb-18	C400VI1AMBONCL-R	REG	VOA	Trichloroethene	EPA-TO-15	AIR	FT	0.19	µg/m³	U	1.1	=		1		TALTN	C-400 VI Location 1 ambient fan on doors closed—Resample	C-400 Vapor Intrusion
EM18-C400-VAPINT	C-400	12-Feb-18	C400VI4AMBONCL-R	REG	VOA	Trichloroethene	EPA-TO-15	AIR	FT	0.19	µg/m³	U	1.1	=		1		TALTN	C-400 VI Location 4 ambient fan on doors closed—Resample	C-400 Vapor Intrusion
EM18-C400-VAPINT	C-400	12-Feb-18	C400VI3SEAMBONCL-R	REG	VOA	Trichloroethene	EPA-TO-15	AIR	FT	0.28	µg/m³	J	1.1	=		1		TALTN	C-400 VI Location 3 southeast ambient fan on doors closed—Resample	C-400 Vapor Intrusion
EM18-C400-VAPINT	C-400	12-Feb-18	C400VI3INONCL-R	REG	VOA	Trichloroethene	EPA-TO-15	AIR	FT	0.19	µg/m³	U	1.1	=		1		TALTN	C-400 VI Location 3 fan on doors closed—Resample	C-400 Vapor Intrusion
EM18-C400-VAPINT	C-400	12-Feb-18	C400VI2SUBONCL-R	REG	VOA	Vinyl chloride	EPA-TO-15	AIR	FT	0.18	µg/m³	U	0.51	=		1		TALTN	C-400 VI Location 2 subslab fan on doors closed—Resample	C-400 Vapor Intrusion
EM18-C400-VAPINT	C-400	12-Feb-18	C400VI3SUBONCL-R	REG	VOA	Vinyl chloride	EPA-TO-15	AIR	FT	0.18	µg/m³	U	0.51	=		1		TALTN	C-400 VI Location 3 subslab fan on doors closed—Resample	C-400 Vapor Intrusion
EM18-C400-VAPINT	C-400	12-Feb-18	C400VI2INONCL-R	REG	VOA	Vinyl chloride	EPA-TO-15	AIR	FT	0.18	µg/m³	U	0.51	=		1		TALTN	C-400 VI Location 2 fan on doors closed—Resample	C-400 Vapor Intrusion
EM18-C400-VAPINT	C-400	12-Feb-18	C400VI1SUBONCL-R	REG	VOA	Vinyl chloride	EPA-TO-15	AIR	FT	17	µg/m³	U	47	=		11.52		TALTN	C-400 VI Location 1 subslab fan on doors closed—Resample	C-400 Vapor Intrusion
EM18-C400-VAPINT	C-400	12-Feb-18	C400VI1INONCL-R	REG	VOA	Vinyl chloride	EPA-TO-15	AIR	FT	0.18	µg/m³	U	0.51	=		1		TALTN	C-400 VI Location 1 fan on doors closed—Resample	C-400 Vapor Intrusion
EM18-C400-VAPINT	C-400	12-Feb-18	C400VI7SUBONCL-R	REG	VOA	Vinyl chloride	EPA-TO-15	AIR	FT	140	µg/m³	U	380	=		37.2		TALTN	C-400 VI Location 7 subslab fan on doors closed—Resample	C-400 Vapor Intrusion
EM18-C400-VAPINT	C-400	12-Feb-18	C400VI7INONCL-R	REG	VOA	Vinyl chloride	EPA-TO-15	AIR	FT	0.18	µg/m³	U	0.51	=		1		TALTN	C-400 VI Location 7 fan on doors closed—Resample	C-400 Vapor Intrusion
EM18-C400-VAPINT	C-400	12-Feb-18	C400VI5SUBONCL-R	REG	VOA	Vinyl chloride	EPA-TO-15	AIR	FT	7600	µg/m³	U	21000	=		12582.53		TALTN	C-400 VI Location 5 subslab fan on doors closed—Resample	C-400 Vapor Intrusion
EM18-C400-VAPINT	C-400	12-Feb-18	C400VI5INONCL-RD	FR	VOA	Vinyl chloride	EPA-TO-15	AIR	FT	0.18	µg/m³	U	0.51	=		1.67		TALTN	C-400 VI Location 5 fan on doors closed—Resample	C-400 Vapor Intrusion
EM18-C400-VAPINT	C-400	12-Feb-18	C400VI4INONCL-R	REG	VOA	Vinyl chloride	EPA-TO-15	AIR	FT	0.18	µg/m³	U	0.51	=		1		TALTN	C-400 VI Location 4 fan on doors closed—Resample	C-400 Vapor Intrusion
EM18-C400-VAPINT	C-400	12-Feb-18	C400VI4SUBONCL-R	REG	VOA	Vinyl chloride	EPA-TO-15	AIR	FT	0.18	µg/m³	U	0.51	=		1.56		TALTN	C-400 VI Location 4 subslab fan on doors closed—Resample	C-400 Vapor Intrusion
EM18-C400-VAPINT	C-400	12-Feb-18	C400VI5INONCL-R	REG	VOA	Vinyl chloride	EPA-TO-15	AIR	FT	0.18	µg/m³	U	0.51	=		2.12		TALTN	C-400 VI Location 5 fan on doors closed—Resample	C-400 Vapor Intrusion
EM18-C400-VAPINT	C-400	12-Feb-18	C400VI6INONCL-RD	FR	VOA	Vinyl chloride	EPA-TO-15	AIR	FT	0.18	µg/m³	U	0.51	=		1		TALTN	C-400 VI Location 6 fan on doors closed—Resample	C-400 Vapor Intrusion
EM18-C400-VAPINT	C-400	12-Feb-18	C400VI6SUBONCL-R	REG	VOA	Vinyl chloride	EPA-TO-15	AIR	FT	0.18	µg/m³	U	0.51	=		1		TALTN	C-400 VI Location 6 subslab fan on doors closed—Resample	C-400 Vapor Intrusion
EM18-C400-VAPINT	C-400	12-Feb-18	C400VI8EXHONCL-R	REG	VOA	Vinyl chloride	EPA-TO-15	AIR	FT	0.18	µg/m³	U	0.51	=		1		TALTN	C-400 VI Location 8 exhaust fan on doors closed—Resample	C-400 Vapor Intrusion
EM18-C400-VAPINT	C-400	12-Feb-18	C400VI6INONCL-R	REG	VOA	Vinyl chloride	EPA-TO-15	AIR	FT	0.18	µg/m³	U	0.51	=		1		TALTN	C-400 VI Location 6 fan on doors closed—Resample	C-400 Vapor Intrusion
EM18-C400-VAPINT	C-400	12-Feb-18	C400VI2AMBONCL-R	REG	VOA	Vinyl chloride	EPA-TO-15	AIR	FT	0.18	µg/m³	U	0.51	=		1		TALTN	C-400 VI Location 2 ambient fan on doors closed—Resample	C-400 Vapor Intrusion
EM18-C400-VAPINT	C-400	12-Feb-18	C400VI4AMBONCL-R	REG	VOA	Vinyl chloride	EPA-TO-15	AIR	FT	0.18	µg/m³	U	0.51	=		1		TALTN	C-400 VI Location 4 ambient fan on doors closed—Resample	C-400 Vapor Intrusion
EM18-C400-VAPINT	C-400	12-Feb-18	C400VI1AMBONCL-R	REG	VOA	Vinyl chloride	EPA-TO-15	AIR	FT	0.18	µg/m³	U	0.51	=		1		TALTN	C-400 VI Location 1 ambient fan on doors closed—Resample	C-400 Vapor Intrusion
EM18-C400-VAPINT	C-400	12-Feb-18	C400VI3INONCL-R	REG	VOA	Vinyl chloride	EPA-TO-15	AIR	FT	0.18	µg/m³	U	0.51	=		1		TALTN	C-400 VI Location 3 fan on doors closed—Resample	C-400 Vapor Intrusion
EM18-C400-VAPINT	C-400	12-Feb-18	C400VI3SEAMBONCL-R	REG	VOA	Vinyl chloride	EPA-TO-15	AIR	FT	0.18	µg/m³	U	0.51	=		1		TALTN	C-400 VI Location 3 southeast ambient fan on doors closed—Resample	C-400 Vapor Intrusion
EM18-C400-VAPINT	C-400	10-Feb-18	C400VI5INONOP-RD	FR	VOA	1,1-Dichloroethane	EPA-TO-15	AIR	FT	0.11	µg/m³	U	0.81	=		1		TALTN	C-400 VI Location 5 fan on doors open—Resample Duplicate	C-400 Vapor Intrusion
EM18-C400-VAPINT	C-400	10-Feb-18	C400VI5INONOP-R	REG	VOA	1,1-Dichloroethane	EPA-TO-15	AIR	FT	0.11	µg/m³	U	0.81	=		1		TALTN	C-400 VI Location 5 fan on doors open—Resample	C-400 Vapor Intrusion
EM18-C400-VAPINT	C-400	10-Feb-18	C400VI1INONOP-R	REG	VOA	1,1-Dichloroethane	EPA-TO-15	AIR	FT	0.11	µg/m³	U	0.81	=		1		TALTN	C-400 VI Location 1 fan on doors open—Resample	C-400 Vapor Intrusion
EM18-C400-VAPINT	C-400	10-Feb-18	C400VI5SUBONOP-R	REG	VOA	1,1-Dichloroethane	EPA-TO-15	AIR	FT	4200	µg/m³	U	32000	=		11950.91		TALTN	C-400 VI Location 5 subslab fan on doors open—Resample	C-400 Vapor Intrusion
EM18-C400-VAPINT	C-400	10-Feb-18	C400VI1SUBONOP-R	REG	VOA	1,1-Dichloroethane	EPA-TO-15	AIR	FT	9.4	µg/m³	U	72	=		11.18		TALTN	C-400 VI Location 1 subslab fan on doors open—Resample	C-400 Vapor Intrusion
EM18-C400-VAPINT	C-400	10-Feb-18	C400VI2SUBONOP-R	REG	VOA	1,1-Dichloroethane	EPA-TO-15	AIR	FT	0.11	µg/m³	U	0.81	=		1		TALTN	C-400 VI Location 2 subslab fan on doors open—Resample	C-400 Vapor Intrusion
EM18-C400-VAPINT	C-400	10-Feb-18	C400VI2INONOP-R	REG	VOA	1,1-Dichloroethane	EPA-TO-15	AIR	FT	0.11	µg/m³	U	0.81	=		1		TALTN	C-400 VI Location 2 fan on doors open—Resample	C-400 Vapor Intrusion
EM18-C400-VAPINT	C-400	10-Feb-18	C400VI3SUBONOP-R	REG	VOA	1,1-Dichloroethane	EPA-TO-15	AIR	FT	0.11	µg/m³	U	0.81	=		1		TALTN	C-400 VI Location 3 subslab fan on doors open—Resample	C-400 Vapor Intrusion
EM18-C400-VAPINT	C-400	10-Feb-18	C400VI2INONOP-R	REG	VOA	1,1-Dichloroethane	EPA-TO-15	AIR	FT	0.13	µg/m³	U	0.79	=		1		TALTN	C-400 VI Location 2 fan on doors open—Resample	C-400 Vapor Intrusion
EM18-C400-VAPINT	C-400	10-Feb-18	C400VI2SUBONOP-R	REG	VOA	1,1-Dichloroethane	EPA-TO-15	AIR	FT	0.13	µg/m³	U	0.79	=		1		TALTN	C-400 VI Location 2 subslab fan on doors open—Resample	C-400 Vapor Intrusion
EM18-C400-VAPINT	C-400	10-Feb-18	C400VI1SUBONOP-R	REG	VOA	1,1-Dichloroethane	EPA-TO-15	AIR	FT	12	µg/m³	U	71	=		11.18		TALTN	C-400 VI Location 1 subslab fan on doors open—Resample	C-400 Vapor Intrusion
EM18-C400-VAPINT	C-400	10-Feb-18	C400VI5SUBONOP-R	REG	VOA	1,1-Dichloroethane	EPA-TO-15	AIR	FT	5400	µg/m³	U	32000	=		11950.91		TALTN	C-400 VI Location 5 subslab fan on doors open—Resample	C-400 Vapor Intrusion
EM18-C400-VAPINT	C-400	10-Feb-18	C400VI1INONOP-R	REG	VOA	1,1-Dichloroethane	EPA-TO-15	AIR	FT	0.13	µg/m³	U	0.79	=		1		TALTN	C-400 VI Location 1 fan on doors open—Resample	C-400 Vapor Intrusion
EM18-C400-VAPINT	C-400	10-Feb-18	C400VI5INONOP-R	REG	VOA	1,1-Dichloroethane	EPA-TO-15	AIR	FT	0.13	µg/m³	U	0.79	=		1		TALTN	C-400 VI Location 5 fan on doors open—Resample	C-400 Vapor Intrusion
EM18-C400-VAPINT	C-400	10-Feb-18	C400VI5INONOP-RD	FR	VOA	1,1-Dichloroethane	EPA-TO-15	AIR	FT	0.13	µg/m³	U	0.79	=		1		TALTN	C-400 VI Location 5 fan on doors open—Resample Duplicate	C-400 Vapor Intrusion
EM18-C400-VAPINT	C-400	10-Feb-18	C400VI7INONOP-R	REG	VOA	1,1-Dichloroethane	EPA-TO-15	AIR	FT	0.13	µg/m³	U	0.79	=		1		TALTN	C-400 VI Location 7 fan on doors open—Resample	C-400 Vapor Intrusion
EM18-C400-VAPINT	C-400	10-Feb-18	C400VI7SUBONOP-R	REG	VOA	1,1-Dichloroethane	EPA-TO-15	AIR	FT	110	µg/m³	U	650	=		102.49		TALTN	C-400 VI Location 7 subslab fan on doors open—Resample	C-400 Vapor Intrusion
EM18-C400-VAPINT	C-400	10-Feb-18	C400VI4SUBONOP-R	REG	VOA	1,1-Dichloroethane	EPA-TO-15	AIR	FT	0.13	µg/m³	U	0.79	=		1		TALTN	C-400 VI Location 4 subslab fan on doors open—Resample	C-400 Vapor Intrusion
EM18-C400-VAPINT	C-400	10-Feb-18	C400VI4INONOP-R	REG	VOA	1,1-Dichloroethane	EPA-TO-15	AIR	FT	0.13	µg/m³	U	0.79	=		1		TALTN	C-400 VI Location 4 fan on doors open—Resample	C-400 Vapor Intrusion
EM18-C400-VAPINT	C-400	10-Feb-18	C400VI4AMBONOP-R	REG	VOA	1,1-Dichloroethane	EPA-TO-15	AIR	FT	0.13	µg/m³	U	0.79	=		1		TALTN	C-400 VI Location 4 ambient fan on doors open—Resample	C-400 Vapor Intrusion
EM18-C400-VAPINT	C-400	10-Feb-18	C400VI2AMBONOP-R	REG	VOA	1,2-Dichloroethane	EPA-TO-15	AIR	FT	0.19	µg/m³	U	0.81	=		1		TALTN	C-400 VI Location 2 ambient fan on doors open—Resample	C-400 Vapor Intrusion
EM18-C400-VAPINT	C-400	10-Feb-18	C400VI3SEAMBONOP-R	REG	VOA	1,2-Dichloroethane	EPA-TO-15	AIR	FT	0.19	µg/m³	U	0.81	=		1		TALTN	C-400 VI Location 3 northwest ambient fan on doors open—Resample	C-400 Vapor Intrusion
EM18-C400-VAPINT	C-400	10-Feb-18	C400VI1AMBONOP-R	REG	VOA	1,2-Dichloroethane	EPA-TO-15	AIR	FT	0.19	µg/m³	U	0.81	=		1		TALTN	C-400 VI Location 1 ambient fan on doors open—Resample	C-400 Vapor Intrusion
EM18-C400-VAPINT	C-400	10-Feb-18	C400VI8EXHONOP-R	REG	VOA	1,2-Dichloroethane	EPA-TO-15	AIR	FT	0.19	µg/m³	U	0.81	=		1		TALTN	C-400 VI Location 8 exhaust fan on doors open—Resample	C-400 Vapor Intrusion
EM18-C400-VAPINT	C-400	10-Feb-18	C400VI6INONOP-R	REG	VOA	1,2-Dichloroethane	EPA-TO-15	AIR	FT	0.19	µg/m³	U	0.81	=		1		TALTN	C-400 VI Location 6 fan on doors open—Resample	C-400 Vapor Intrusion
EM18-C400-VAPINT	C-400	10-Feb-18	C400VI6INONOP-RD	FR	VOA	1,2-Dichloroethane	EPA-TO-15	AIR	FT	0.19	µg/m³	U	0.81	=		1		TALTN	C-400 VI Location 6 fan on doors open—Resample Duplicate	C-400 Vapor Intrusion
EM18-C400-VAPINT	C-400	10-Feb-18	C400VI6SUBONOP-R	REG	VOA	1,2-Dichloroethane	EPA-TO-15	AIR	FT	0.19	µg/m³	U	0.81	=		1		TALTN	C-400 VI Location 6 subslab fan on doors open—Resample	C-400 Vapor Intrusion
EM18-C400-VAPINT	C-400	10-Feb-18	C400VI4AMBONOP-R	REG	VOA	1,2-Dichloroethane	EPA-TO-15	AIR	FT	0.19	µg/m³	U	0.81	=		1		TALTN	C-400 VI Location 4 ambient fan on doors open—Resample	C-400 Vapor Intrusion
EM18-C400-VAPINT	C-400	10-Feb-18	C400VI4INONOP-R	REG	VOA	1,2-Dichloroethane	EPA-TO-15	AIR	FT	0.19	µg/m³	U	0.81	=		1		TALTN	C-400 VI Location 4 fan on doors open—Resample	C-400 Vapor Intrusion
EM18-C400-VAPINT	C-400	10-Feb-18	C400VI4SUBONOP-R	REG	VOA	1,2-Dichloroethane	EPA-TO-15	AIR	FT	0.19	µg/m³	U	0.81	=		1		TALTN	C-400 VI Location 4 subslab fan on doors open—Resample	C-400 Vapor Intrusion
EM18-C400-VAPINT	C-400	10-Feb-18	C400VI7INONOP-R	REG	VOA	1,2-Dichloroethane	EPA-TO-15	AIR	FT	0.19	µg/m³	U	0.81	=		1		TALTN	C-400 VI Location 7 fan on doors open—Resample	C-400 Vapor Intrusion
EM18-C400-VAPINT	C-400	10-Feb-18	C400VI7SUBONOP-R	REG	VOA	1,2-Dichloroethane	EPA-TO-15	AIR	FT	160	µg/m³	U	660	=		102.49		TALTN	C-400 VI Location 7 subslab fan on doors open—Resample	C-400 Vapor Intrusion
EM18-C400-VAPINT	C-400	10-Feb-18	C400VI5INONOP-R	REG	VOA	1,2-Dichloroethane	EPA-TO-15	AIR	FT	0.19	µg/m³	U	0.81	=		1		TALTN	C-400 VI Location 5 fan on doors open—Resample	C-400 Vapor Intrusion
EM18-C400-VAPINT	C-400	10-Feb-18	C400VI5INONOP-RD	FR	VOA	1,2-Dichloroethane	EPA-TO-15	AIR	FT	0.19	µg/m³	U	0.81	=		1		TALTN	C-400 VI Location 5 fan on doors open—Resample Duplicate	C-400 Vapor Intrusion
EM18-C400-VAPINT	C-400	10-Feb-18	C400VI5SUBONOP-R	REG	VOA	1,2-Dichloroethane	EPA-TO-15	AIR	FT	7600	µg/m³	U	32000	=		11950.91		TALTN	C-400 VI Location 5 subslab fan on doors open—Resample	C-400 Vapor Intrusion
EM18-C400-VAPINT	C-400	10-Feb-18	C400VI1INONOP-R	REG	VOA	1,2-Dichloroethane	EPA-TO-15	AIR	FT	0.19	µg/m³	U	0.81	=		1		TALTN	C-400 VI Location 1 fan on doors open—Resample	C-400 Vapor Intrusion
EM18-C400-VAPINT	C-400	10-Feb-18	C400VI1SUBONOP-R	REG	VOA	1,2-Dichloroethane	EPA-TO-15	AIR	FT	17	µg/m³	U	72	=		11.18		TALTN	C-400 VI Location 1 subslab fan on doors open—Resample	C-400 Vapor Intrusion
EM18-C400-VAPINT	C-400	10-Feb-18	C400VI2INONOP-R	REG	VOA	1,2-Dichloroethane	EPA-TO-15	AIR	FT	0.19	µg/m³	U	0.81	=		1		TALTN	C-400 VI Location 2 fan on doors open—Resample	C-400 Vapor Intrusion

C-400 Vapor Intrusion Data (Continued)

Project ID	Station	Date Collected	Project Sample ID	SmpType	AnaType	Chemical Name	Method	Matrix	MedType	Results	Units	Result Qualifier	Reporting Limit/MDA	Validation Code	Verification Code	Dilution Factor	Assessment Code	Lab Code	Sample Comments	Project Name
EM18-C400-VAPINT	C-400	10-Feb-18	C400VI2SUBONOP-R	REG	VOA	1,2-Dichloroethane	EPA-TO-15	AIR	FT	0.19	µg/m³	U	0.81	=		1		TALTN	C-400 VI Location 2 subslab fan on doors open—Resample	C-400 Vapor Intrusion
EM18-C400-VAPINT	C-400	10-Feb-18	C400VI3SUBONOP-R	REG	VOA	1,2-Dichloroethane	EPA-TO-15	AIR	FT	0.19	µg/m³	U	0.81	=		1		TALTN	C-400 VI Location 3 subslab fan on doors open—Resample	C-400 Vapor Intrusion
EM18-C400-VAPINT	C-400	10-Feb-18	C400VI2SUBONOP-R	REG	VOA	trans-1,2-Dichloroethene	EPA-TO-15	AIR	FT	0.2	µg/m³	U	0.79	=		1		TALTN	C-400 VI Location 2 subslab fan on doors open—Resample	C-400 Vapor Intrusion
EM18-C400-VAPINT	C-400	10-Feb-18	C400VI3SUBONOP-R	REG	VOA	trans-1,2-Dichloroethene	EPA-TO-15	AIR	FT	0.2	µg/m³	U	0.79	=		1		TALTN	C-400 VI Location 3 subslab fan on doors open—Resample	C-400 Vapor Intrusion
EM18-C400-VAPINT	C-400	10-Feb-18	C400VI2INONOP-R	REG	VOA	trans-1,2-Dichloroethene	EPA-TO-15	AIR	FT	0.2	µg/m³	U	0.79	=		1		TALTN	C-400 VI Location 2 fan on doors open—Resample	C-400 Vapor Intrusion
EM18-C400-VAPINT	C-400	10-Feb-18	C400VI1INONOP-R	REG	VOA	trans-1,2-Dichloroethene	EPA-TO-15	AIR	FT	0.2	µg/m³	U	0.79	=		1		TALTN	C-400 VI Location 1 fan on doors open—Resample	C-400 Vapor Intrusion
EM18-C400-VAPINT	C-400	10-Feb-18	C400VI1SUBONOP-R	REG	VOA	trans-1,2-Dichloroethene	EPA-TO-15	AIR	FT	18	µg/m³	U	71	=		11.18		TALTN	C-400 VI Location 1 subslab fan on doors open—Resample	C-400 Vapor Intrusion
EM18-C400-VAPINT	C-400	10-Feb-18	C400VI5INONOP-RD	FR	VOA	trans-1,2-Dichloroethene	EPA-TO-15	AIR	FT	0.2	µg/m³	U	0.79	=		1		TALTN	C-400 VI Location 5 fan on doors open—Resample Duplicate	C-400 Vapor Intrusion
EM18-C400-VAPINT	C-400	10-Feb-18	C400VI5SUBONOP-R	REG	VOA	trans-1,2-Dichloroethene	EPA-TO-15	AIR	FT	7900	µg/m³	U	32000	=		11950.91		TALTN	C-400 VI Location 5 subslab fan on doors open—Resample	C-400 Vapor Intrusion
EM18-C400-VAPINT	C-400	10-Feb-18	C400VI5INONOP-R	REG	VOA	trans-1,2-Dichloroethene	EPA-TO-15	AIR	FT	0.2	µg/m³	U	0.79	=		1		TALTN	C-400 VI Location 5 fan on doors open—Resample	C-400 Vapor Intrusion
EM18-C400-VAPINT	C-400	10-Feb-18	C400VI7INONOP-R	REG	VOA	trans-1,2-Dichloroethene	EPA-TO-15	AIR	FT	1.3	µg/m³		0.79	=		1		TALTN	C-400 VI Location 7 fan on doors open—Resample	C-400 Vapor Intrusion
EM18-C400-VAPINT	C-400	10-Feb-18	C400VI7SUBONOP-R	REG	VOA	trans-1,2-Dichloroethene	EPA-TO-15	AIR	FT	160	µg/m³	U	650	=		102.49		TALTN	C-400 VI Location 7 subslab fan on doors open—Resample	C-400 Vapor Intrusion
EM18-C400-VAPINT	C-400	10-Feb-18	C400VI4SUBONOP-R	REG	VOA	trans-1,2-Dichloroethene	EPA-TO-15	AIR	FT	0.2	µg/m³	U	0.79	=		1		TALTN	C-400 VI Location 4 subslab fan on doors open—Resample	C-400 Vapor Intrusion
EM18-C400-VAPINT	C-400	10-Feb-18	C400VI4INONOP-R	REG	VOA	trans-1,2-Dichloroethene	EPA-TO-15	AIR	FT	0.2	µg/m³	U	0.79	=		1		TALTN	C-400 VI Location 4 fan on doors open—Resample	C-400 Vapor Intrusion
EM18-C400-VAPINT	C-400	10-Feb-18	C400VI4AMBONOP-R	REG	VOA	trans-1,2-Dichloroethene	EPA-TO-15	AIR	FT	0.2	µg/m³	U	0.79	=		1		TALTN	C-400 VI Location 4 ambient fan on doors open—Resample	C-400 Vapor Intrusion
EM18-C400-VAPINT	C-400	10-Feb-18	C400VI6INONOP-R	REG	VOA	trans-1,2-Dichloroethene	EPA-TO-15	AIR	FT	0.2	µg/m³	U	0.79	=		1		TALTN	C-400 VI Location 6 fan on doors open—Resample	C-400 Vapor Intrusion
EM18-C400-VAPINT	C-400	10-Feb-18	C400VI8EXHONOP-R	REG	VOA	trans-1,2-Dichloroethene	EPA-TO-15	AIR	FT	0.2	µg/m³	U	0.79	=		1		TALTN	C-400 VI Location 8 exhaust fan on doors open—Resample	C-400 Vapor Intrusion
EM18-C400-VAPINT	C-400	10-Feb-18	C400VI6INONOP-RD	FR	VOA	trans-1,2-Dichloroethene	EPA-TO-15	AIR	FT	0.2	µg/m³	U	0.79	=		1		TALTN	C-400 VI Location 6 fan on doors open—Resample Duplicate	C-400 Vapor Intrusion
EM18-C400-VAPINT	C-400	10-Feb-18	C400VI6SUBONOP-R	REG	VOA	trans-1,2-Dichloroethene	EPA-TO-15	AIR	FT	0.2	µg/m³	U	0.79	=		1		TALTN	C-400 VI Location 6 subslab fan on doors open—Resample	C-400 Vapor Intrusion
EM18-C400-VAPINT	C-400	10-Feb-18	C400VI1AMBONOP-R	REG	VOA	trans-1,2-Dichloroethene	EPA-TO-15	AIR	FT	0.2	µg/m³	U	0.79	=		1		TALTN	C-400 VI Location 1 ambient fan on doors open—Resample	C-400 Vapor Intrusion
EM18-C400-VAPINT	C-400	10-Feb-18	C400VI3SEAMBONOP-R	REG	VOA	trans-1,2-Dichloroethene	EPA-TO-15	AIR	FT	0.2	µg/m³	U	0.79	=		1		TALTN	C-400 VI Location 3 northwest ambient fan on doors open—Resample	C-400 Vapor Intrusion
EM18-C400-VAPINT	C-400	10-Feb-18	C400VI2AMBONOP-R	REG	VOA	trans-1,2-Dichloroethene	EPA-TO-15	AIR	FT	0.2	µg/m³	U	0.79	=		1		TALTN	C-400 VI Location 2 ambient fan on doors open—Resample	C-400 Vapor Intrusion
EM18-C400-VAPINT	C-400	10-Feb-18	C400VI3INONOP-R	REG	VOA	trans-1,2-Dichloroethene	EPA-TO-15	AIR	FT	0.2	µg/m³	U	0.79	=		1		TALTN	C-400 VI Location 3 fan on doors open—Resample	C-400 Vapor Intrusion
EM18-C400-VAPINT	C-400	10-Feb-18	C400VI3INONOP-R	REG	VOA	Trichloroethene	EPA-TO-15	AIR	FT	0.19	µg/m³	U	1.1	=		1		TALTN	C-400 VI Location 3 fan on doors open—Resample	C-400 Vapor Intrusion
EM18-C400-VAPINT	C-400	10-Feb-18	C400VI2SUBONOP-R	REG	VOA	Trichloroethene	EPA-TO-15	AIR	FT	31	µg/m³		1.1	=		1		TALTN	C-400 VI Location 2 subslab fan on doors open—Resample	C-400 Vapor Intrusion
EM18-C400-VAPINT	C-400	10-Feb-18	C400VI3SUBONOP-R	REG	VOA	Trichloroethene	EPA-TO-15	AIR	FT	14	µg/m³		1.1	=		1		TALTN	C-400 VI Location 3 subslab fan on doors open—Resample	C-400 Vapor Intrusion
EM18-C400-VAPINT	C-400	10-Feb-18	C400VI1SUBONOP-R	REG	VOA	Trichloroethene	EPA-TO-15	AIR	FT	6500	µg/m³		96	=		11.18		TALTN	C-400 VI Location 1 subslab fan on doors open—Resample	C-400 Vapor Intrusion
EM18-C400-VAPINT	C-400	10-Feb-18	C400VI2INONOP-R	REG	VOA	Trichloroethene	EPA-TO-15	AIR	FT	0.19	µg/m³	U	1.1	=		1		TALTN	C-400 VI Location 2 fan on doors open—Resample	C-400 Vapor Intrusion
EM18-C400-VAPINT	C-400	10-Feb-18	C400VI1INONOP-R	REG	VOA	Trichloroethene	EPA-TO-15	AIR	FT	0.19	µg/m³	U	1.1	=		1		TALTN	C-400 VI Location 1 fan on doors open—Resample	C-400 Vapor Intrusion
EM18-C400-VAPINT	C-400	10-Feb-18	C400VI5INONOP-RD	FR	VOA	Trichloroethene	EPA-TO-15	AIR	FT	2.9	µg/m³		1.1	=		1		TALTN	C-400 VI Location 5 fan on doors open—Resample Duplicate	C-400 Vapor Intrusion
EM18-C400-VAPINT	C-400	10-Feb-18	C400VI5SUBONOP-R	REG	VOA	Trichloroethene	EPA-TO-15	AIR	FT	10000000	µg/m³		130000	=		11950.91		TALTN	C-400 VI Location 5 subslab fan on doors open—Resample	C-400 Vapor Intrusion
EM18-C400-VAPINT	C-400	10-Feb-18	C400VI7SUBONOP-R	REG	VOA	Trichloroethene	EPA-TO-15	AIR	FT	37000	µg/m³		880	=		102.49		TALTN	C-400 VI Location 7 subslab fan on doors open—Resample	C-400 Vapor Intrusion
EM18-C400-VAPINT	C-400	10-Feb-18	C400VI5INONOP-R	REG	VOA	Trichloroethene	EPA-TO-15	AIR	FT	2.5	µg/m³		1.1	=		1		TALTN	C-400 VI Location 5 fan on doors open—Resample	C-400 Vapor Intrusion
EM18-C400-VAPINT	C-400	10-Feb-18	C400VI4INONOP-R	REG	VOA	Vinyl chloride	EPA-TO-15	AIR	FT	0.18	µg/m³	U	0.51	=		1		TALTN	C-400 VI Location 4 fan on doors open—Resample	C-400 Vapor Intrusion
EM18-C400-VAPINT	C-400	10-Feb-18	C400VI4AMBONOP-R	REG	VOA	Vinyl chloride	EPA-TO-15	AIR	FT	0.18	µg/m³	U	0.51	=		1		TALTN	C-400 VI Location 4 ambient fan on doors open—Resample	C-400 Vapor Intrusion
EM18-C400-VAPINT	C-400	10-Feb-18	C400VI6INONOP-R	REG	VOA	Vinyl chloride	EPA-TO-15	AIR	FT	0.18	µg/m³	U	0.51	=		1		TALTN	C-400 VI Location 6 fan on doors open—Resample	C-400 Vapor Intrusion
EM18-C400-VAPINT	C-400	10-Feb-18	C400VI8EXHONOP-R	REG	VOA	Vinyl chloride	EPA-TO-15	AIR	FT	0.18	µg/m³	U	0.51	=		1		TALTN	C-400 VI Location 8 exhaust fan on doors open—Resample	C-400 Vapor Intrusion
EM18-C400-VAPINT	C-400	10-Feb-18	C400VI6INONOP-RD	FR	VOA	Vinyl chloride	EPA-TO-15	AIR	FT	0.18	µg/m³	U	0.51	=		1		TALTN	C-400 VI Location 6 fan on doors open—Resample Duplicate	C-400 Vapor Intrusion
EM18-C400-VAPINT	C-400	10-Feb-18	C400VI6SUBONOP-R	REG	VOA	Vinyl chloride	EPA-TO-15	AIR	FT	0.18	µg/m³	U	0.51	=		1		TALTN	C-400 VI Location 6 subslab fan on doors open—Resample	C-400 Vapor Intrusion
EM18-C400-VAPINT	C-400	10-Feb-18	C400VI1AMBONOP-R	REG	VOA	Vinyl chloride	EPA-TO-15	AIR	FT	0.18	µg/m³	U	0.51	=		1		TALTN	C-400 VI Location 1 ambient fan on doors open—Resample	C-400 Vapor Intrusion
EM18-C400-VAPINT	C-400	10-Feb-18	C400VI3SEAMBONOP-R	REG	VOA	Vinyl chloride	EPA-TO-15	AIR	FT	0.18	µg/m³	U	0.51	=		1		TALTN	C-400 VI Location 3 northwest ambient fan on doors open—Resample	C-400 Vapor Intrusion
EM18-C400-VAPINT	C-400	10-Feb-18	C400VI2AMBONOP-R	REG	VOA	Vinyl chloride	EPA-TO-15	AIR	FT	0.18	µg/m³	U	0.51	=		1		TALTN	C-400 VI Location 2 ambient fan on doors open—Resample	C-400 Vapor Intrusion
EM18-C400-VAPINT	C-400	10-Feb-18	C400VI3INONOP-R	REG	VOA	Vinyl chloride	EPA-TO-15	AIR	FT	0.18	µg/m³	U	0.51	=		1		TALTN	C-400 VI Location 3 fan on doors open—Resample	C-400 Vapor Intrusion
EM18-C400-VAPINT	C-400	12-Feb-18	C400VI3SEAMBONCL-R	REG	VOA	1,1,1-Trichloroethane	EPA-TO-15	AIR	FT	0.16	µg/m³	U	1.1	=		1		TALTN	C-400 VI Location 3 southeast ambient fan on doors closed—Resample	C-400 Vapor Intrusion
EM18-C400-VAPINT	C-400	12-Feb-18	C400VI6INONCL-RD	FR	VOA	1,2-Dichloroethane	EPA-TO-15	AIR	FT	0.19	µg/m³	U	0.81	=		1		TALTN	C-400 VI Location 6 fan on doors closed—Resample	C-400 Vapor Intrusion
EM18-C400-VAPINT	C-400	12-Feb-18	C400VI6SUBONCL-R	REG	VOA	1,2-Dichloroethane	EPA-TO-15	AIR	FT	0.19	µg/m³	U	0.81	=		1		TALTN	C-400 VI Location 6 subslab fan on doors closed—Resample	C-400 Vapor Intrusion
EM18-C400-VAPINT	C-400	12-Feb-18	C400VI5INONCL-R	REG	VOA	1,2-Dichloroethane	EPA-TO-15	AIR	FT	0.19	µg/m³	U	0.81	=		2.12		TALTN	C-400 VI Location 5 fan on doors closed—Resample	C-400 Vapor Intrusion
EM18-C400-VAPINT	C-400	12-Feb-18	C400VI5INONCL-RD	FR	VOA	1,2-Dichloroethane	EPA-TO-15	AIR	FT	0.19	µg/m³	U	0.81	=		1.67		TALTN	C-400 VI Location 5 fan on doors closed—Resample	C-400 Vapor Intrusion
EM18-C400-VAPINT	C-400	12-Feb-18	C400VI5SUBONCL-R	REG	VOA	1,2-Dichloroethane	EPA-TO-15	AIR	FT	8000	µg/m³	U	34000	=		12582.53		TALTN	C-400 VI Location 5 subslab fan on doors closed—Resample	C-400 Vapor Intrusion
EM18-C400-VAPINT	C-400	12-Feb-18	C400VI4INONCL-R	REG	VOA	1,2-Dichloroethane	EPA-TO-15	AIR	FT	0.19	µg/m³	U	0.81	=		1		TALTN	C-400 VI Location 4 fan on doors closed—Resample	C-400 Vapor Intrusion
EM18-C400-VAPINT	C-400	12-Feb-18	C400VI4SUBONCL-R	REG	VOA	1,2-Dichloroethane	EPA-TO-15	AIR	FT	0.19	µg/m³	U	0.81	=		1.56		TALTN	C-400 VI Location 4 subslab fan on doors closed—Resample	C-400 Vapor Intrusion
EM18-C400-VAPINT	C-400	12-Feb-18	C400VI7INONCL-R	REG	VOA	1,2-Dichloroethane	EPA-TO-15	AIR	FT	0.19	µg/m³	U	0.81	=		1		TALTN	C-400 VI Location 7 fan on doors closed—Resample	C-400 Vapor Intrusion
EM18-C400-VAPINT	C-400	12-Feb-18	C400VI7SUBONCL-R	REG	VOA	1,2-Dichloroethane	EPA-TO-15	AIR	FT	140	µg/m³	U	600	=		37.2		TALTN	C-400 VI Location 7 subslab fan on doors closed—Resample	C-400 Vapor Intrusion
EM18-C400-VAPINT	C-400	12-Feb-18	C400VI1INONCL-R	REG	VOA	1,2-Dichloroethane	EPA-TO-15	AIR	FT	0.19	µg/m³	U	0.81	=		1		TALTN	C-400 VI Location 1 fan on doors closed—Resample	C-400 Vapor Intrusion
EM18-C400-VAPINT	C-400	12-Feb-18	C400VI1SUBONCL-R	REG	VOA	1,2-Dichloroethane	EPA-TO-15	AIR	FT	18	µg/m³	U	75	=		11.52		TALTN	C-400 VI Location 1 subslab fan on doors closed—Resample	C-400 Vapor Intrusion
EM18-C400-VAPINT	C-400	12-Feb-18	C400VI2INONCL-R	REG	VOA	1,2-Dichloroethane	EPA-TO-15	AIR	FT	0.19	µg/m³	U	0.81	=		1		TALTN	C-400 VI Location 2 fan on doors closed—Resample	C-400 Vapor Intrusion
EM18-C400-VAPINT	C-400	12-Feb-18	C400VI2SUBONCL-R	REG	VOA	1,2-Dichloroethane	EPA-TO-15	AIR	FT	0.19	µg/m³	U	0.81	=		1		TALTN	C-400 VI Location 2 subslab fan on doors closed—Resample	C-400 Vapor Intrusion
EM18-C400-VAPINT	C-400	12-Feb-18	C400VI3SUBONCL-R	REG	VOA	1,2-Dichloroethane	EPA-TO-15	AIR	FT	0.19	µg/m³	U	0.81	=		1		TALTN	C-400 VI Location 3 subslab fan on doors closed—Resample	C-400 Vapor Intrusion
EM18-C400-VAPINT	C-400	12-Feb-18	C400VI3SUBONCL-R	REG	VOA	1,4-Dioxane	EPA-TO-15	AIR	FT	0.29	µg/m³	U	1.8	=		1		TALTN	C-400 VI Location 3 subslab fan on doors closed—Resample	C-400 Vapor Intrusion
EM18-C400-VAPINT	C-400	12-Feb-18	C400VI2SUBONCL-R	REG	VOA	1,4-Dioxane	EPA-TO-15	AIR	FT	0.29	µg/m³	U	1.8	=		1		TALTN	C-400 VI Location 2 subslab fan on doors closed—Resample	C-400 Vapor Intrusion
EM18-C400-VAPINT	C-400	12-Feb-18	C400VI2INONCL-R	REG	VOA	1,4-Dioxane	EPA-TO-15	AIR	FT	0.29	µg/m³	U	1.8	=		1		TALTN	C-400 VI Location 2 fan on doors closed—Resample	C-400 Vapor Intrusion
EM18-C400-VAPINT	C-400	12-Feb-18	C400VI1SUBONCL-R	REG	VOA	1,4-Dioxane	EPA-TO-15	AIR	FT	27	µg/m³	U	170	=		11.52		TALTN	C-400 VI Location 1 subslab fan on doors closed—Resample	C-400 Vapor Intrusion
EM18-C400-VAPINT	C-400	12-Feb-18	C400VI1INONCL-R	REG	VOA	1,4-Dioxane	EPA-TO-15	AIR	FT	0.29	µg/m³	U	1.8	=		1		TALTN	C-400 VI Location 1 fan on doors closed—Resample	C-400 Vapor Intrusion
EM18-C400-VAPINT	C-400	12-Feb-18	C400VI7SUBONCL-R	REG	VOA	1,4-Dioxane	EPA-TO-15	AIR	FT	210	µg/m³	U	1300	=		37.2		TALTN	C-400 VI Location 7 subslab fan on doors closed—Resample	C-400 Vapor Intrusion
EM18-C400-VAPINT	C-400	12-Feb-18	C400VI7INONCL-R	REG	VOA	1,4-Dioxane	EPA-TO-15	AIR	FT	0.29	µg/m³	U	1.8	=		1		TALTN	C-400 VI Location 7 fan on doors closed—Resample	C-400 Vapor Intrusion
EM18-C400-VAPINT	C-400	12-Feb-18	C400VI6INONCL-RD	FR	VOA	cis-1,2-Dichloroethene	EPA-TO-15	AIR	FT	0.24	µg/m³	U	0.79	=		1		TALTN	C-400 VI Location 6 fan on doors closed—Resample	C-400 Vapor Intrusion
EM18-C400-VAPINT	C-400	12-Feb-18	C400VI5INONCL-R	REG	VOA	cis-1,2-Dichloroethene	EPA-TO-15	AIR	FT	0.24	µg/m³	U	0.79	=		2.12		TALTN	C-400 VI Location 5 fan on doors closed—Resample	C-400 Vapor Intrusion
EM18-C400-VAPINT	C-400	12-Feb-18	C400VI5INONCL-RD	FR	VOA	cis-1,2-Dichloroethene	EPA-TO-15	AIR	FT	0.24	µg/m³	U	0.79	=		1.67		TALTN	C-400 VI Location 5 fan on doors closed—Resample	C-400 Vapor Intrusion
EM18-C400-VAPINT	C-400	12-Feb-18	C400VI5SUBONCL-R	REG	VOA	cis-1,2-Dichloroethene	EPA-TO-15	AIR	FT	10000	µg/m³	U	33000	=		12582.53		TALTN	C-400 VI Location 5 subslab fan on doors closed—Resample	C-400 Vapor Intrusion
EM18-C400-VAPINT	C-400	12-Feb-18	C400VI4INONCL-R	REG	VOA	cis-1,2-Dichloroethene	EPA-TO-15	AIR	FT	0.24	µg/m³	U	0.79	=		1		TALTN	C-400 VI Location 4 fan on doors closed—Resample	C-400 Vapor Intrusion
EM18-C400-VAPINT	C-400	12-Feb-18	C400VI4SUBONCL-R	REG	VOA	cis-1,2-Dichloroethene	EPA-TO-15	AIR	FT	0.24	µg/m³	U	0.79	=		1.56		TALTN	C-400 VI Location 4 subslab fan on doors closed—Resample	C-400 Vapor Intrusion
EM18-C400-VAPINT	C-400	12-Feb-18	C400VI7INONCL-R	REG	VOA	cis-1,2-Dichloroethene	EPA-TO-15	AIR	FT	0.24	µg/m³	U	0.79	=		1		TALTN	C-400 VI Location 7 fan on doors closed—Resample	C-400 Vapor Intrusion

C-400 Vapor Intrusion Data (Continued)

Project ID	Station	Date Collected	Project Sample ID	SmpType	AnaType	Chemical Name	Method	Matrix	MedType	Results	Units	Result Qualifier	Reporting Limit/MDA	Validation Code	Verification Code	Dilution Factor	Assessment Code	Lab Code	Sample Comments	Project Name
EM18-C400-VAPINT	C-400	12-Feb-18	C400VI7SUBONCL-R	REG	VOA	cis-1,2-Dichloroethene	EPA-TO-15	AIR	FT	220	$\mu g/m^3$	J	590	=		37.2		TALTN	C-400 VI Location 7 subslab fan on doors closed—Resample	C-400 Vapor Intrusion
EM18-C400-VAPINT	C-400	12-Feb-18	C400VI11NONCL-R	REG	VOA	cis-1,2-Dichloroethene	EPA-TO-15	AIR	FT	0.24	$\mu g/m^3$	U	0.79	=		1		TALTN	C-400 VI Location 1 fan on doors closed—Resample	C-400 Vapor Intrusion
EM18-C400-VAPINT	C-400	12-Feb-18	C400VI1SUBONCL-R	REG	VOA	cis-1,2-Dichloroethene	EPA-TO-15	AIR	FT	150	$\mu g/m^3$		73	=		11.52		TALTN	C-400 VI Location 1 subslab fan on doors closed—Resample	C-400 Vapor Intrusion
EM18-C400-VAPINT	C-400	12-Feb-18	C400VI2NONCL-R	REG	VOA	cis-1,2-Dichloroethene	EPA-TO-15	AIR	FT	0.24	$\mu g/m^3$	U	0.79	=		1		TALTN	C-400 VI Location 2 fan on doors closed—Resample	C-400 Vapor Intrusion
EM18-C400-VAPINT	C-400	12-Feb-18	C400VI2SUBONCL-R	REG	VOA	cis-1,2-Dichloroethene	EPA-TO-15	AIR	FT	0.24	$\mu g/m^3$	U	0.79	=		1		TALTN	C-400 VI Location 2 subslab fan on doors closed—Resample	C-400 Vapor Intrusion
EM18-C400-VAPINT	C-400	12-Feb-18	C400VI3SUBONCL-R	REG	VOA	cis-1,2-Dichloroethene	EPA-TO-15	AIR	FT	0.24	$\mu g/m^3$	U	0.79	=		1		TALTN	C-400 VI Location 3 subslab fan on doors closed—Resample	C-400 Vapor Intrusion
EM18-C400-VAPINT	C-400	12-Feb-18	C400VI3SEAMBONCL-R	REG	VOA	cis-1,2-Dichloroethene	EPA-TO-15	AIR	FT	0.24	$\mu g/m^3$	U	0.79	=		1		TALTN	C-400 VI Location 3 southeast ambient fan on doors closed—Resample	C-400 Vapor Intrusion
EM18-C400-VAPINT	C-400	12-Feb-18	C400VI3SUBONCL-R	REG	VOA	trans-1,2-Dichloroethene	EPA-TO-15	AIR	FT	0.2	$\mu g/m^3$	U	0.79	=		1		TALTN	C-400 VI Location 3 subslab fan on doors closed—Resample	C-400 Vapor Intrusion
EM18-C400-VAPINT	C-400	12-Feb-18	C400VI2NONCL-R	REG	VOA	trans-1,2-Dichloroethene	EPA-TO-15	AIR	FT	0.2	$\mu g/m^3$	U	0.79	=		1		TALTN	C-400 VI Location 2 fan on doors closed—Resample	C-400 Vapor Intrusion
EM18-C400-VAPINT	C-400	12-Feb-18	C400VI2SUBONCL-R	REG	VOA	trans-1,2-Dichloroethene	EPA-TO-15	AIR	FT	0.2	$\mu g/m^3$	U	0.79	=		1		TALTN	C-400 VI Location 2 subslab fan on doors closed—Resample	C-400 Vapor Intrusion
EM18-C400-VAPINT	C-400	12-Feb-18	C400VI1SUBONCL-R	REG	VOA	trans-1,2-Dichloroethene	EPA-TO-15	AIR	FT	18	$\mu g/m^3$	U	73	=		11.52		TALTN	C-400 VI Location 1 subslab fan on doors closed—Resample	C-400 Vapor Intrusion
EM18-C400-VAPINT	C-400	12-Feb-18	C400VI7SUBONCL-R	REG	VOA	trans-1,2-Dichloroethene	EPA-TO-15	AIR	FT	150	$\mu g/m^3$	U	590	=		37.2		TALTN	C-400 VI Location 7 subslab fan on doors closed—Resample	C-400 Vapor Intrusion
EM18-C400-VAPINT	C-400	12-Feb-18	C400VI11NONCL-R	REG	VOA	trans-1,2-Dichloroethene	EPA-TO-15	AIR	FT	0.2	$\mu g/m^3$	U	0.79	=		1		TALTN	C-400 VI Location 1 fan on doors closed—Resample	C-400 Vapor Intrusion
EM18-C400-VAPINT	C-400	12-Feb-18	C400VI7NONCL-R	REG	VOA	trans-1,2-Dichloroethene	EPA-TO-15	AIR	FT	0.43	$\mu g/m^3$	J	0.79	=		1		TALTN	C-400 VI Location 7 fan on doors closed—Resample	C-400 Vapor Intrusion
EM18-C400-VAPINT	C-400	12-Feb-18	C400VI5SUBONCL-R	REG	VOA	trans-1,2-Dichloroethene	EPA-TO-15	AIR	FT	8300	$\mu g/m^3$	U	33000	=		12582.53		TALTN	C-400 VI Location 5 subslab fan on doors closed—Resample	C-400 Vapor Intrusion
EM18-C400-VAPINT	C-400	12-Feb-18	C400VI5INONCL-RD	FR	VOA	trans-1,2-Dichloroethene	EPA-TO-15	AIR	FT	0.23	$\mu g/m^3$	J	0.79	=		1.67		TALTN	C-400 VI Location 5 fan on doors closed—Resample	C-400 Vapor Intrusion
EM18-C400-VAPINT	C-400	12-Feb-18	C400VI4INONCL-R	REG	VOA	trans-1,2-Dichloroethene	EPA-TO-15	AIR	FT	0.31	$\mu g/m^3$	J	0.79	=		1		TALTN	C-400 VI Location 4 fan on doors closed—Resample	C-400 Vapor Intrusion
EM18-C400-VAPINT	C-400	12-Feb-18	C400VI4SUBONCL-R	REG	VOA	trans-1,2-Dichloroethene	EPA-TO-15	AIR	FT	0.2	$\mu g/m^3$	U	0.79	=		1.56		TALTN	C-400 VI Location 4 subslab fan on doors closed—Resample	C-400 Vapor Intrusion
EM18-C400-VAPINT	C-400	12-Feb-18	C400VI5INONCL-R	REG	VOA	trans-1,2-Dichloroethene	EPA-TO-15	AIR	FT	0.2	$\mu g/m^3$	J	0.79	=		2.12		TALTN	C-400 VI Location 5 fan on doors closed—Resample	C-400 Vapor Intrusion
EM18-C400-VAPINT	C-400	12-Feb-18	C400VI6SUBONCL-R	REG	VOA	trans-1,2-Dichloroethene	EPA-TO-15	AIR	FT	0.2	$\mu g/m^3$	U	0.79	=		1		TALTN	C-400 VI Location 6 subslab fan on doors closed—Resample	C-400 Vapor Intrusion
EM18-C400-VAPINT	C-400	12-Feb-18	C400VI6INONCL-RD	FR	VOA	trans-1,2-Dichloroethene	EPA-TO-15	AIR	FT	0.2	$\mu g/m^3$	U	0.79	=		1		TALTN	C-400 VI Location 6 fan on doors closed—Resample	C-400 Vapor Intrusion
EM18-C400-VAPINT	C-400	12-Feb-18	C400VI6INONCL-R	REG	VOA	trans-1,2-Dichloroethene	EPA-TO-15	AIR	FT	0.2	$\mu g/m^3$	U	0.79	=		1		TALTN	C-400 VI Location 6 fan on doors closed—Resample	C-400 Vapor Intrusion
EM18-C400-VAPINT	C-400	12-Feb-18	C400VI8EXHONCL-R	REG	VOA	trans-1,2-Dichloroethene	EPA-TO-15	AIR	FT	0.3	$\mu g/m^3$	J	0.79	=		1		TALTN	C-400 VI Location 8 exhaust fan on doors closed—Resample	C-400 Vapor Intrusion
EM18-C400-VAPINT	C-400	12-Feb-18	C400VI2AMBONCL-R	REG	VOA	trans-1,2-Dichloroethene	EPA-TO-15	AIR	FT	0.2	$\mu g/m^3$	U	0.79	=		1		TALTN	C-400 VI Location 2 ambient fan on doors closed—Resample	C-400 Vapor Intrusion
EM18-C400-VAPINT	C-400	12-Feb-18	C400VI1AMBONCL-R	REG	VOA	trans-1,2-Dichloroethene	EPA-TO-15	AIR	FT	0.2	$\mu g/m^3$	U	0.79	=		1		TALTN	C-400 VI Location 1 ambient fan on doors closed—Resample	C-400 Vapor Intrusion
EM18-C400-VAPINT	C-400	12-Feb-18	C400VI4AMBONCL-R	REG	VOA	trans-1,2-Dichloroethene	EPA-TO-15	AIR	FT	0.2	$\mu g/m^3$	U	0.79	=		1		TALTN	C-400 VI Location 4 ambient fan on doors closed—Resample	C-400 Vapor Intrusion
EM18-C400-VAPINT	C-400	12-Feb-18	C400VI3INONCL-R	REG	VOA	trans-1,2-Dichloroethene	EPA-TO-15	AIR	FT	0.2	$\mu g/m^3$	U	0.79	=		1		TALTN	C-400 VI Location 3 fan on doors closed—Resample	C-400 Vapor Intrusion
EM18-C400-VAPINT	C-400	12-Feb-18	C400VI3SEAMBONCL-R	REG	VOA	trans-1,2-Dichloroethene	EPA-TO-15	AIR	FT	0.2	$\mu g/m^3$	U	0.79	=		1		TALTN	C-400 VI Location 3 southeast ambient fan on doors closed—Resample	C-400 Vapor Intrusion
EM18-C400-VAPINT	C-400	12-Feb-18	C400VI3SUBONCL-R	REG	VOA	Trichloroethene	EPA-TO-15	AIR	FT	16	$\mu g/m^3$		1.1	=		1		TALTN	C-400 VI Location 3 subslab fan on doors closed—Resample	C-400 Vapor Intrusion
EM18-C400-VAPINT	C-400	12-Feb-18	C400VI2SUBONCL-R	REG	VOA	Trichloroethene	EPA-TO-15	AIR	FT	24	$\mu g/m^3$		1.1	=		1		TALTN	C-400 VI Location 2 subslab fan on doors closed—Resample	C-400 Vapor Intrusion
EM18-C400-VAPINT	C-400	12-Feb-18	C400VI1SUBONCL-R	REG	VOA	Trichloroethene	EPA-TO-15	AIR	FT	7000	$\mu g/m^3$		99	=		11.52		TALTN	C-400 VI Location 1 subslab fan on doors closed—Resample	C-400 Vapor Intrusion
EM18-C400-VAPINT	C-400	12-Feb-18	C400VI2INONCL-R	REG	VOA	Trichloroethene	EPA-TO-15	AIR	FT	0.19	$\mu g/m^3$	U	1.1	=		1		TALTN	C-400 VI Location 2 fan on doors closed—Resample	C-400 Vapor Intrusion
EM18-C400-VAPINT	C-400	12-Feb-18	C400VI1INONCL-R	REG	VOA	Trichloroethene	EPA-TO-15	AIR	FT	0.31	$\mu g/m^3$	J	1.1	=		1		TALTN	C-400 VI Location 1 fan on doors closed—Resample	C-400 Vapor Intrusion
EM18-C400-VAPINT	C-400	12-Feb-18	C400VI7SUBONCL-R	REG	VOA	Trichloroethene	EPA-TO-15	AIR	FT	77000	$\mu g/m^3$		800	=		37.2		TALTN	C-400 VI Location 7 subslab fan on doors closed—Resample	C-400 Vapor Intrusion
EM18-C400-VAPINT	C-400	12-Feb-18	C400VI7INONCL-R	REG	VOA	Trichloroethene	EPA-TO-15	AIR	FT	0.23	$\mu g/m^3$	J	1.1	=		1		TALTN	C-400 VI Location 7 fan on doors closed—Resample	C-400 Vapor Intrusion
EM18-C400-VAPINT	C-400	12-Feb-18	C400VI4SUBONCL-R	REG	VOA	Trichloroethene	EPA-TO-15	AIR	FT	200	$\mu g/m^3$		1.1	=		1.56		TALTN	C-400 VI Location 4 subslab fan on doors closed—Resample	C-400 Vapor Intrusion
EM18-C400-VAPINT	C-400	12-Feb-18	C400VI5INONCL-RD	FR	VOA	Trichloroethene	EPA-TO-15	AIR	FT	7.1	$\mu g/m^3$		1.1	J		1.67	FDUP-OUT	TALTN	C-400 VI Location 5 fan on doors closed—Resample	C-400 Vapor Intrusion
EM18-C400-VAPINT	C-400	12-Feb-18	C400VI5SUBONCL-R	REG	VOA	Trichloroethene	EPA-TO-15	AIR	FT	12000000	$\mu g/m^3$		140000	=		12582.53		TALTN	C-400 VI Location 5 subslab fan on doors closed—Resample	C-400 Vapor Intrusion
EM18-C400-VAPINT	C-400	12-Feb-18	C400VI4INONCL-R	REG	VOA	Trichloroethene	EPA-TO-15	AIR	FT	0.19	$\mu g/m^3$	U	1.1	=		1		TALTN	C-400 VI Location 4 fan on doors closed—Resample	C-400 Vapor Intrusion
EM18-C400-VAPINT	C-400	12-Feb-18	C400VI5INONCL-R	REG	VOA	Trichloroethene	EPA-TO-15	AIR	FT	2	$\mu g/m^3$		1.1	J		2.12	FDUP-OUT	TALTN	C-400 VI Location 5 fan on doors closed—Resample	C-400 Vapor Intrusion
EM18-C400-VAPINT	C-400	12-Feb-18	C400VI6SUBONCL-R	REG	VOA	Trichloroethene	EPA-TO-15	AIR	FT	160	$\mu g/m^3$		1.1	=		1		TALTN	C-400 VI Location 6 subslab fan on doors closed—Resample	C-400 Vapor Intrusion
EM18-C400-VAPINT	C-400	12-Feb-18	C400VI6INONCL-R	REG	VOA	Trichloroethene	EPA-TO-15	AIR	FT	4.9	$\mu g/m^3$		1.1	J		1		TALTN	C-400 VI Location 6 fan on doors closed—Resample	C-400 Vapor Intrusion
EM18-C400-VAPINT	C-400	12-Feb-18	C400VI6INONCL-RD	FR	VOA	Trichloroethene	EPA-TO-15	AIR	FT	2.5	$\mu g/m^3$		1.1	J		1		TALTN	C-400 VI Location 6 fan on doors closed—Resample	C-400 Vapor Intrusion
EM18-C400-VAPINT	C-400	12-Feb-18	C400VI8EXHONCL-R	REG	VOA	Trichloroethene	EPA-TO-15	AIR	FT	2	$\mu g/m^3$		1.1	=		1		TALTN	C-400 VI Location 8 exhaust fan on doors closed—Resample	C-400 Vapor Intrusion

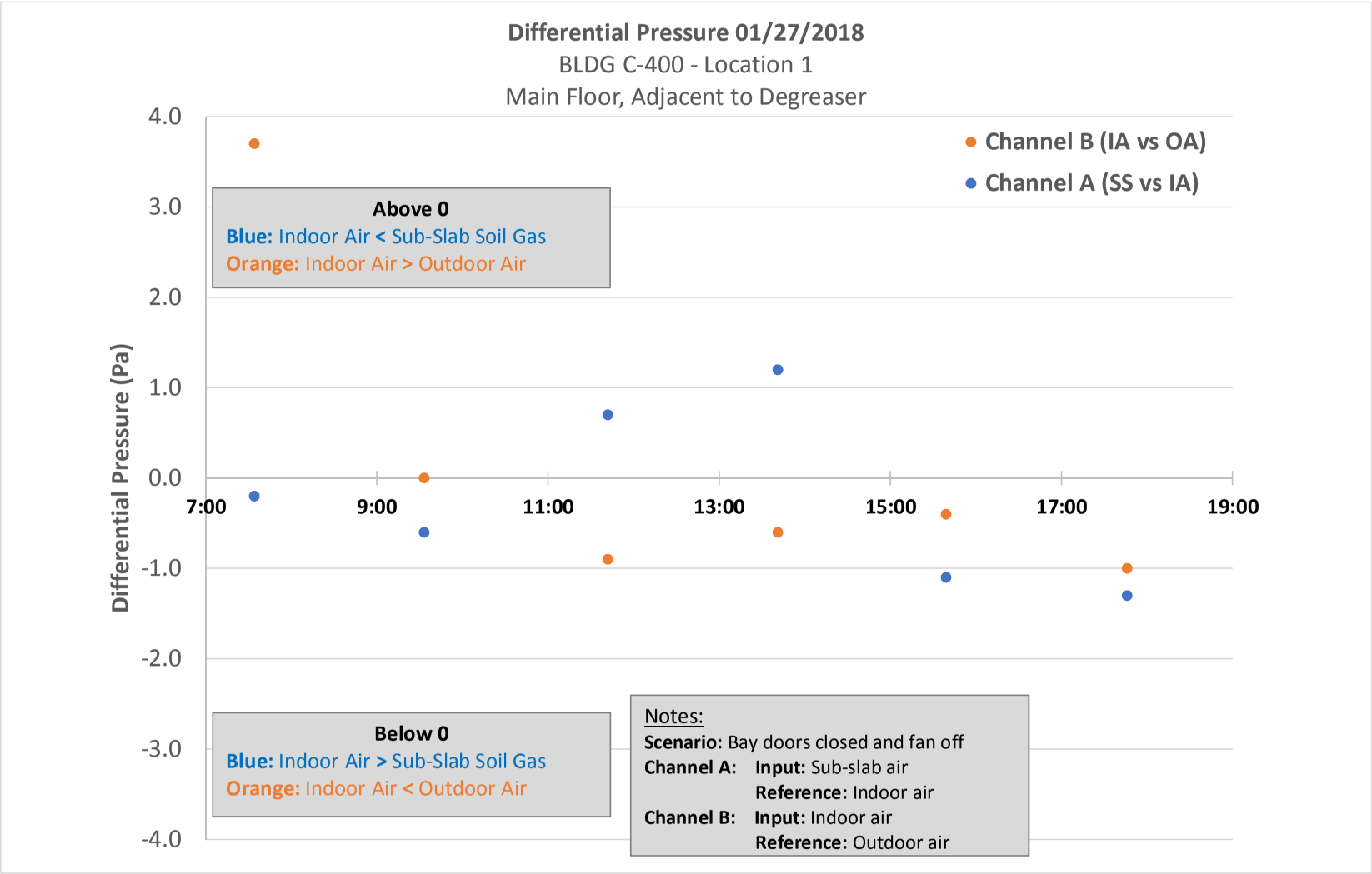
Differential Pressure 01/27/2018
BLDG C-400 - Location 1
Main Floor, Adjacent to Degreaser
Differential Pressure (Pa)
4.0
3.0
2.0
1.0
0.0
-1.0
-2.0
-3.0
-4.0
7:00
9:00
11:00
13:00
15:00
17:00
19:00
Channel B (IA vs OA)
Channel A (SS vs IA)
Above 0
Blue: Indoor Air < Sub-Slab Soil Gas
Orange: Indoor Air > Outdoor Air
Below 0
Blue: Indoor Air > Sub-Slab Soil Gas
Orange: Indoor Air < Outdoor Air
Notes:
Scenario: Bay doors closed and fan off
Channel A: Input: Sub-slab air
Reference: Indoor air
Channel B: Input: Indoor air
Reference: Outdoor air

Date 1/27/2018
Project Location Paducah Gaseous Diffusion Plant
Gauge ID 44286-7-700

Location ID 1
Sample Start Time 734

Scenario Type Fan Off; Doors Closed
Sample Initial Vacuum 29.1" (certified)

Time	Differential Pressure (pa)	
	sub-slab/ambient	ambient/outside
	Channel A (SS vs IA)	Channel B (IA vs OA)
7:34	-0.2	3.7
9:33	-0.6	0.0
11:42	0.7	-0.9
13:41	1.2	-0.6
15:39	-1.1	-0.4
17:46	-1.3	-1.0

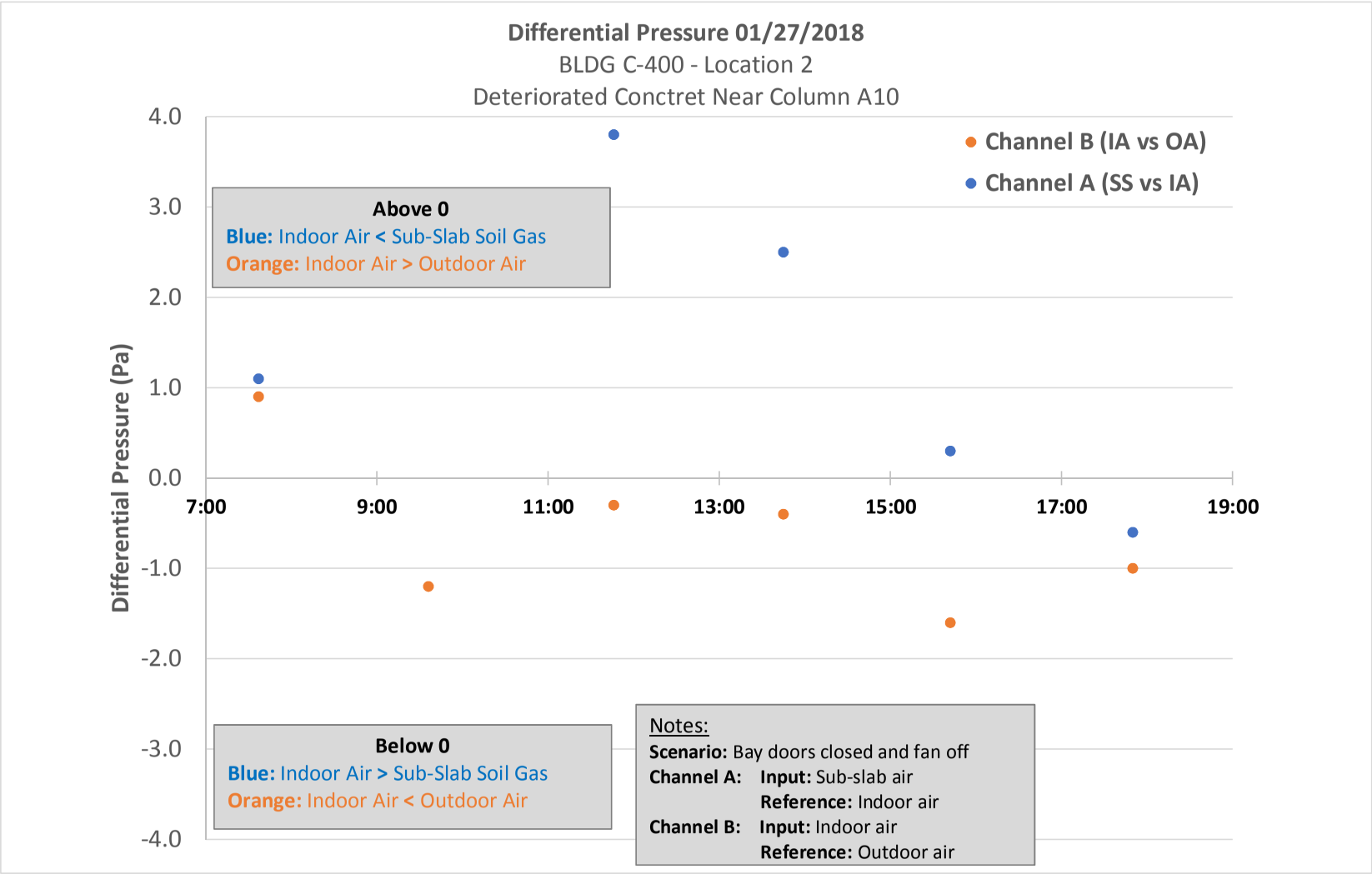
Differential Pressure 01/27/2018
BLDG C-400 - Location 2
Deteriorated Conctret Near Column A10
Differential Pressure (Pa)
4.0
3.0
2.0
1.0
0.0
-1.0
-2.0
-3.0
-4.0
7:00
9:00
11:00
13:00
15:00
17:00
19:00
Channel B (IA vs OA)
Channel A (SS vs IA)
Above 0
Blue: Indoor Air < Sub-Slab Soil Gas
Orange: Indoor Air > Outdoor Air
Below 0
Blue: Indoor Air > Sub-Slab Soil Gas
Orange: Indoor Air < Outdoor Air
Notes:
Scenario: Bay doors closed and fan off
Channel A: Input: Sub-slab air
Reference: Indoor air
Channel B: Input: Indoor air
Reference: Outdoor air

Date 1/27/2018
Project Location Paducah Gaseous Diffusion Plant
Gauge ID 44286-7-700

Location ID 2
Sample Start Time 737

Scenario Type Fan Off; Doors Closed
Sample Initial Vacuum 29.4" (certified)

Time	Differential Pressure (pa)	
	sub-slab/ambient	ambient/outside
	Channel A (SS vs IA)	Channel B (IA vs OA)
7:37	1.1	0.9
9:36	6.1	-1.2
11:46	3.8	-0.3
13:45	2.5	-0.4
15:42	0.3	-1.6
17:50	-0.6	-1.0

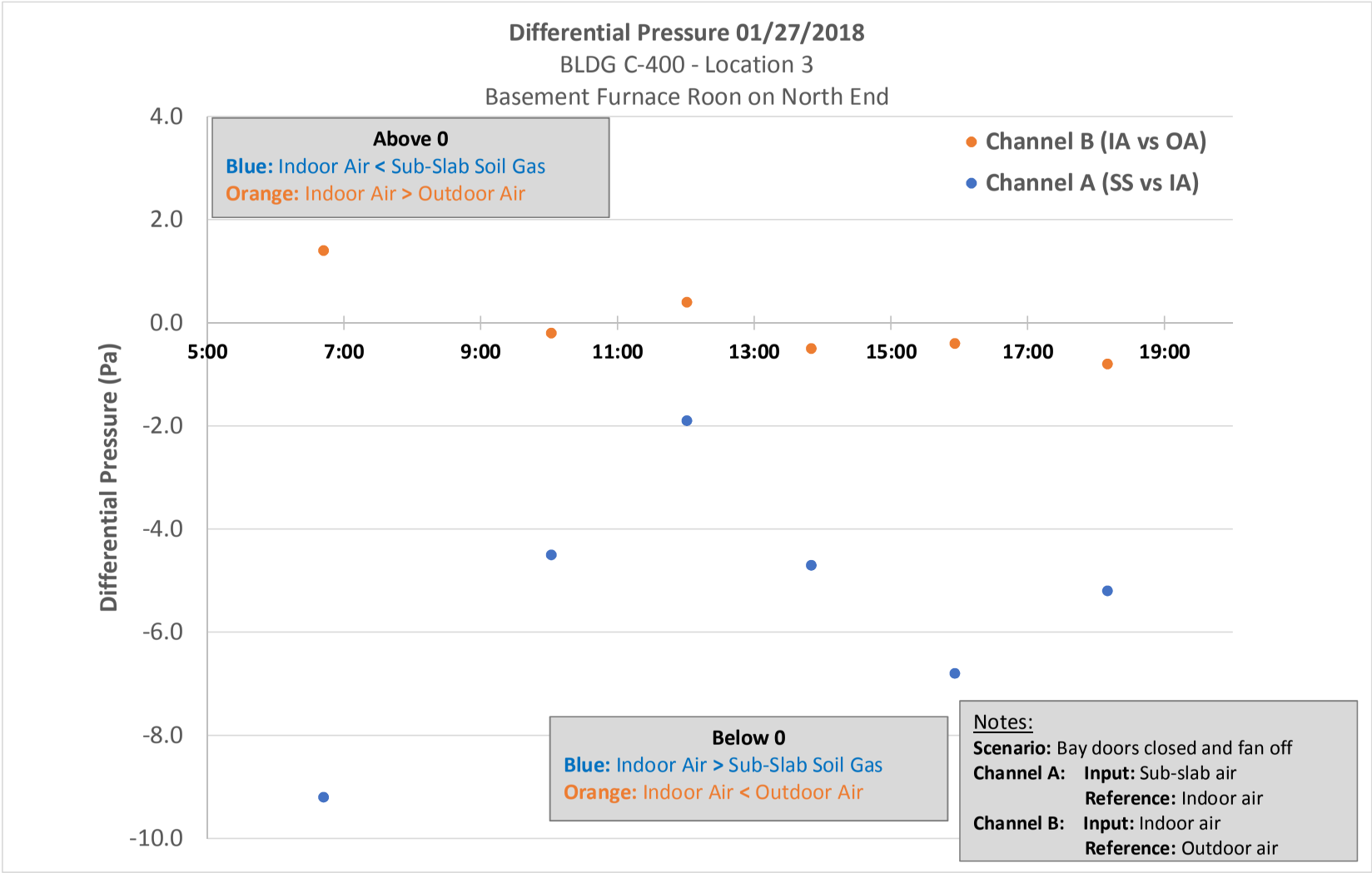

0.041667
0.208336 0.833359

Date 1/27/2018
Project Location Paducah Gaseous Diffusion Plant
Gauge ID 44286-7-700

Location ID 3
Sample Start Time 644

Scenario Type Fan Off; Doors Closed
Sample Initial Vacuum 29.5" (certified)

Time	Differential Pressure (pa)	
	sub-slab/ambient	ambient/outside
	Channel A (SS vs IA)	Channel B (IA vs OA)
6:42	-9.2	1.4
10:02	-4.5	-0.2
12:01	-1.9	0.4
13:50	-4.7	-0.5
15:56	-6.8	-0.4
18:10	-5.2	-0.8

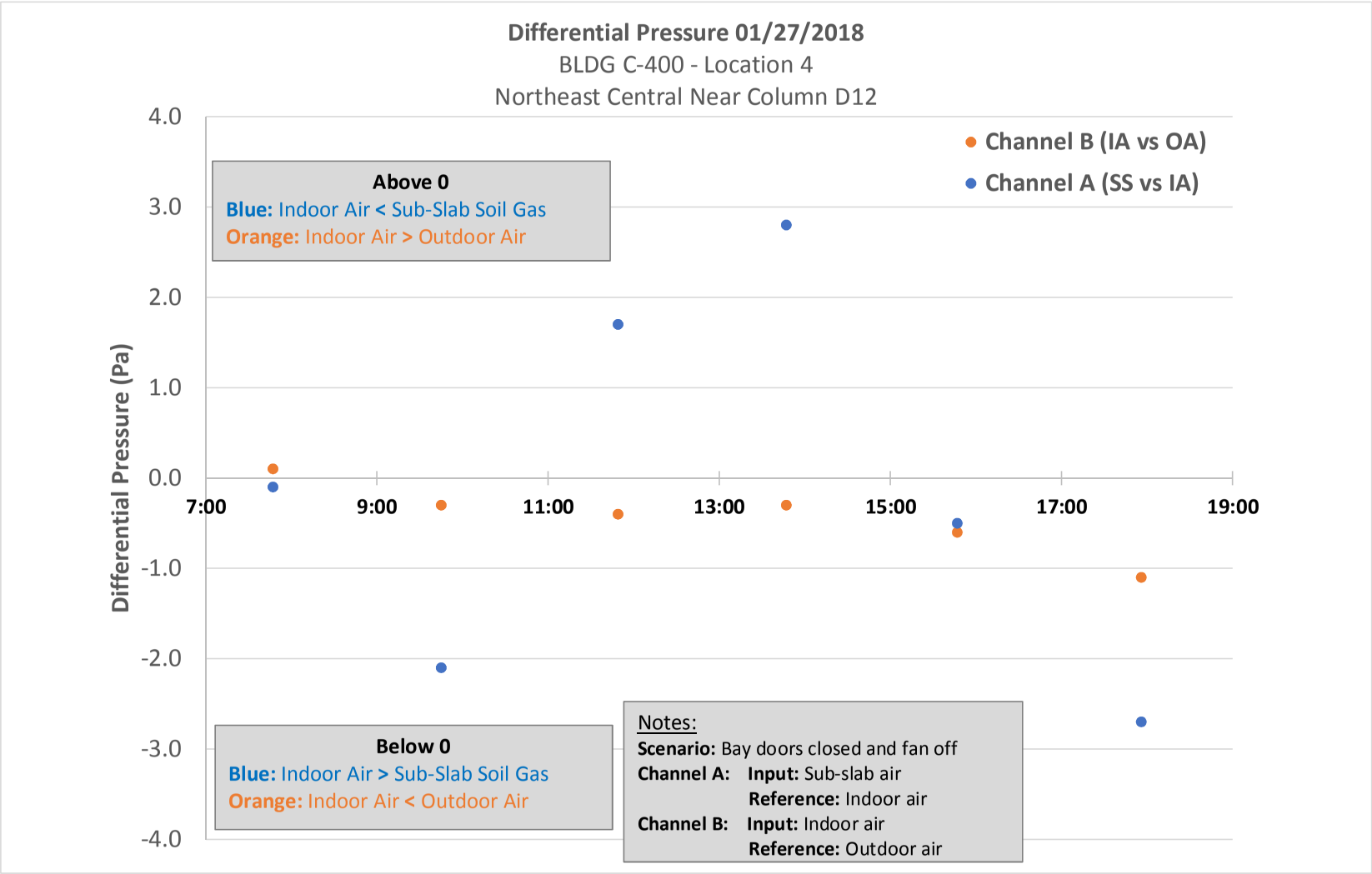
Differential Pressure 01/27/2018
BLDG C-400 - Location 4
Northeast Central Near Column D12
Differential Pressure (Pa)
4.0
3.0
2.0
1.0
0.0
-1.0
-2.0
-3.0
-4.0
7:00
9:00
11:00
13:00
15:00
17:00
19:00
Channel B (IA vs OA)
Channel A (SS vs IA)
Above 0
Blue: Indoor Air < Sub-Slab Soil Gas
Orange: Indoor Air > Outdoor Air
Below 0
Blue: Indoor Air > Sub-Slab Soil Gas
Orange: Indoor Air < Outdoor Air
Notes:
Scenario: Bay doors closed and fan off
Channel A: Input: Sub-slab air
Reference: Indoor air
Channel B: Input: Indoor air
Reference: Outdoor air

Date 1/27/2018
Project Location Paducah Gaseous Diffusion Plant
Gauge ID 44286-7-700

Location ID 4
Sample Start Time 747

Scenario Type Fan Off; Doors Closed
Sample Initial Vacuum 29.4" (certified)

Time	Differential Pressure (pa)	
	sub-slab/ambient	ambient/outside
	Channel A (SS vs IA)	Channel B (IA vs OA)
7:47	-0.1	0.1
9:45	-2.1	-0.3
11:49	1.7	-0.4
13:47	2.8	-0.3
15:47	-0.5	-0.6
17:56	-2.7	-1.1

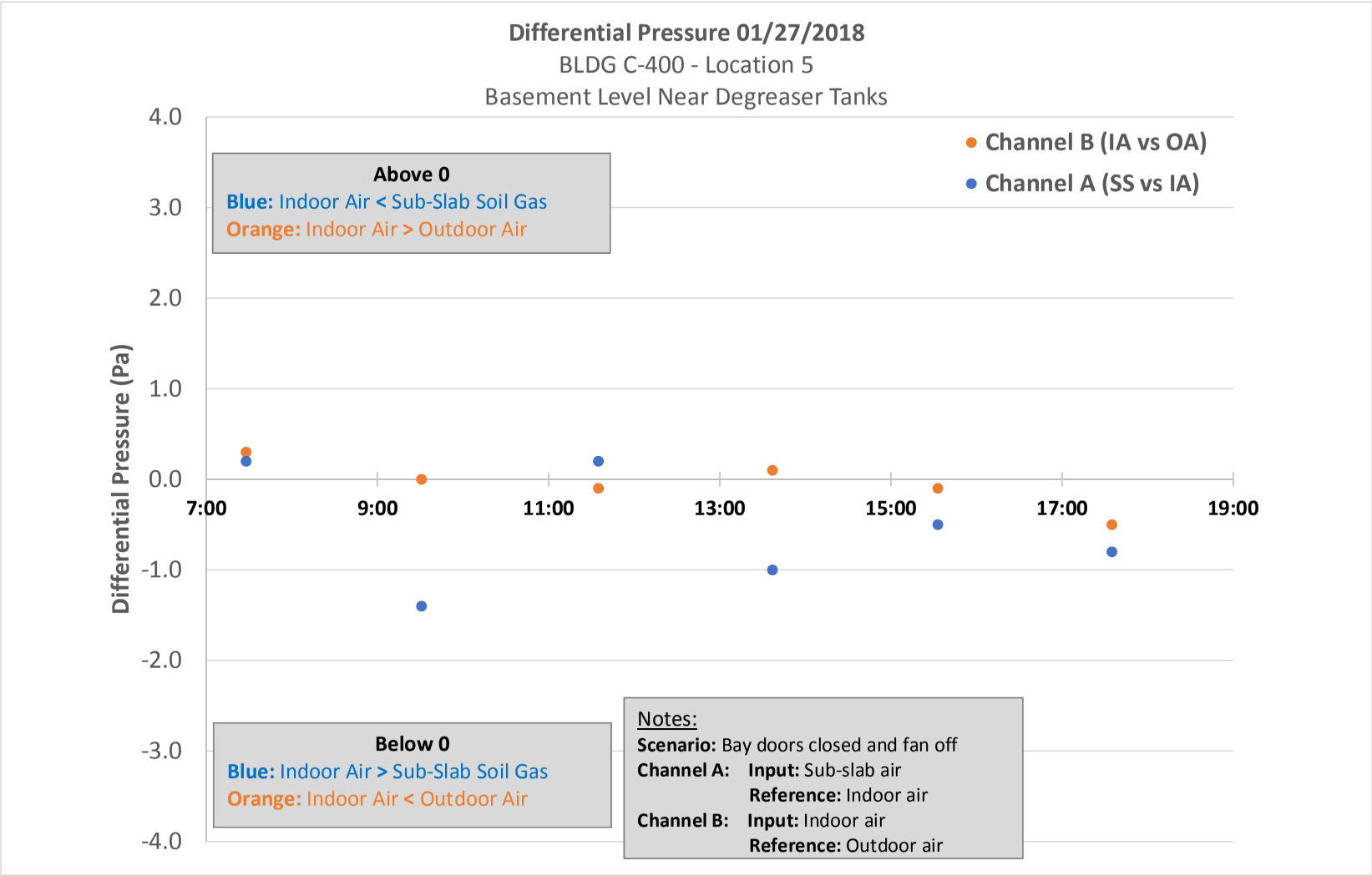
Differential Pressure 01/27/2018
BLDG C-400 - Location 5
Basement Level Near Degreaser Tanks
Differential Pressure (Pa)
4.0
3.0
2.0
1.0
0.0
-1.0
-2.0
-3.0
-4.0
7:00
9:00
11:00
13:00
15:00
17:00
19:00
Channel B (IA vs OA)
Channel A (SS vs IA)
Above 0
Blue: Indoor Air < Sub-Slab Soil Gas
Orange: Indoor Air > Outdoor Air
Below 0
Blue: Indoor Air > Sub-Slab Soil Gas
Orange: Indoor Air < Outdoor Air
Notes:
Scenario: Bay doors closed and fan off
Channel A: Input: Sub-slab air
Reference: Indoor air
Channel B: Input: Indoor air
Reference: Outdoor air

Date 1/27/2018
Project Location Paducah Gaseous Diffusion Plant
Gauge ID 44286-7-700

Location ID 5
Sample Start Time 728

Scenario Type Fan Off; Doors Closed
Sample Initial Vacuum 29.4" (certified)

Time	Differential Pressure (pa)	
	sub-slab/ambient	ambient/outside
	Channel A (SS vs IA)	Channel B (IA vs OA)
7:28	0.2	0.3
9:31	-1.4	0.0
11:35	0.2	-0.1
13:37	-1.0	0.1
15:33	-0.5	-0.1
17:35	-0.8	-0.5

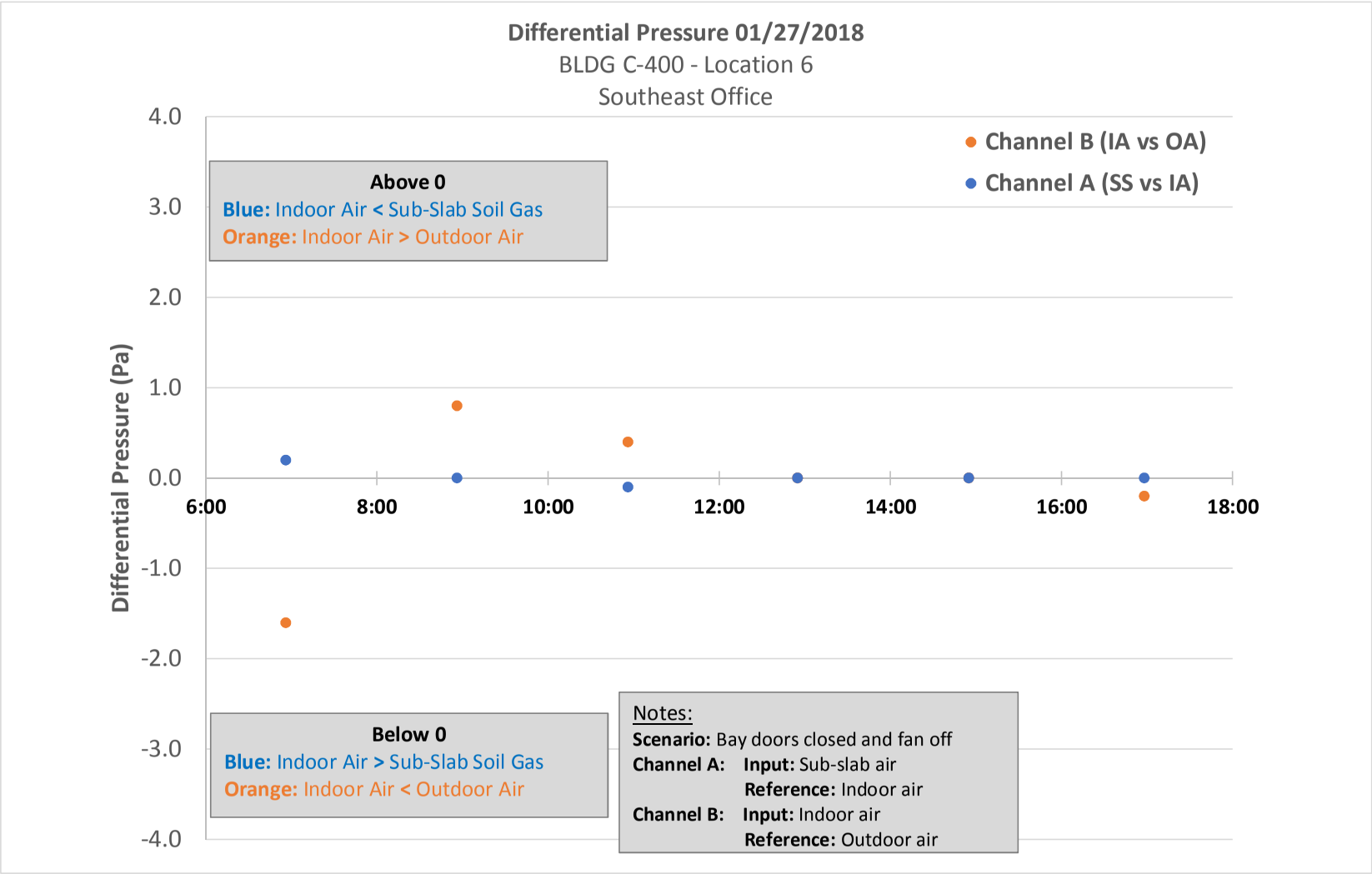
Differential Pressure 01/27/2018
BLDG C-400 - Location 6
Southeast Office
Differential Pressure (Pa)
4.0
3.0
2.0
1.0
0.0
-1.0
-2.0
-3.0
-4.0
6:00
8:00
10:00
12:00
14:00
16:00
18:00
Channel B (IA vs OA)
Channel A (SS vs IA)
Above 0
Blue: Indoor Air < Sub-Slab Soil Gas
Orange: Indoor Air > Outdoor Air
Below 0
Blue: Indoor Air > Sub-Slab Soil Gas
Orange: Indoor Air < Outdoor Air
Notes:
Scenario: Bay doors closed and fan off
Channel A: Input: Sub-slab air
Reference: Indoor air
Channel B: Input: Indoor air
Reference: Outdoor air

Date 1/27/2018
Project Location Paducah Gaseous Diffusion Plant
Gauge ID 44286-7-700

Location ID 6
Sample Start Time 656

Scenario Type Fan Off; Doors Closed
Sample Initial Vacuum 29.4" (certified)

Time	Differential Pressure (pa)	
	sub-slab/ambient	ambient/outside
	Channel A (SS vs IA)	Channel B (IA vs OA)
6:56	0.2	-1.6
8:56	0.0	0.8
10:56	-0.1	0.4
12:55	0.0	0.0
14:55	0.0	0.0
16:58	0.0	-0.2

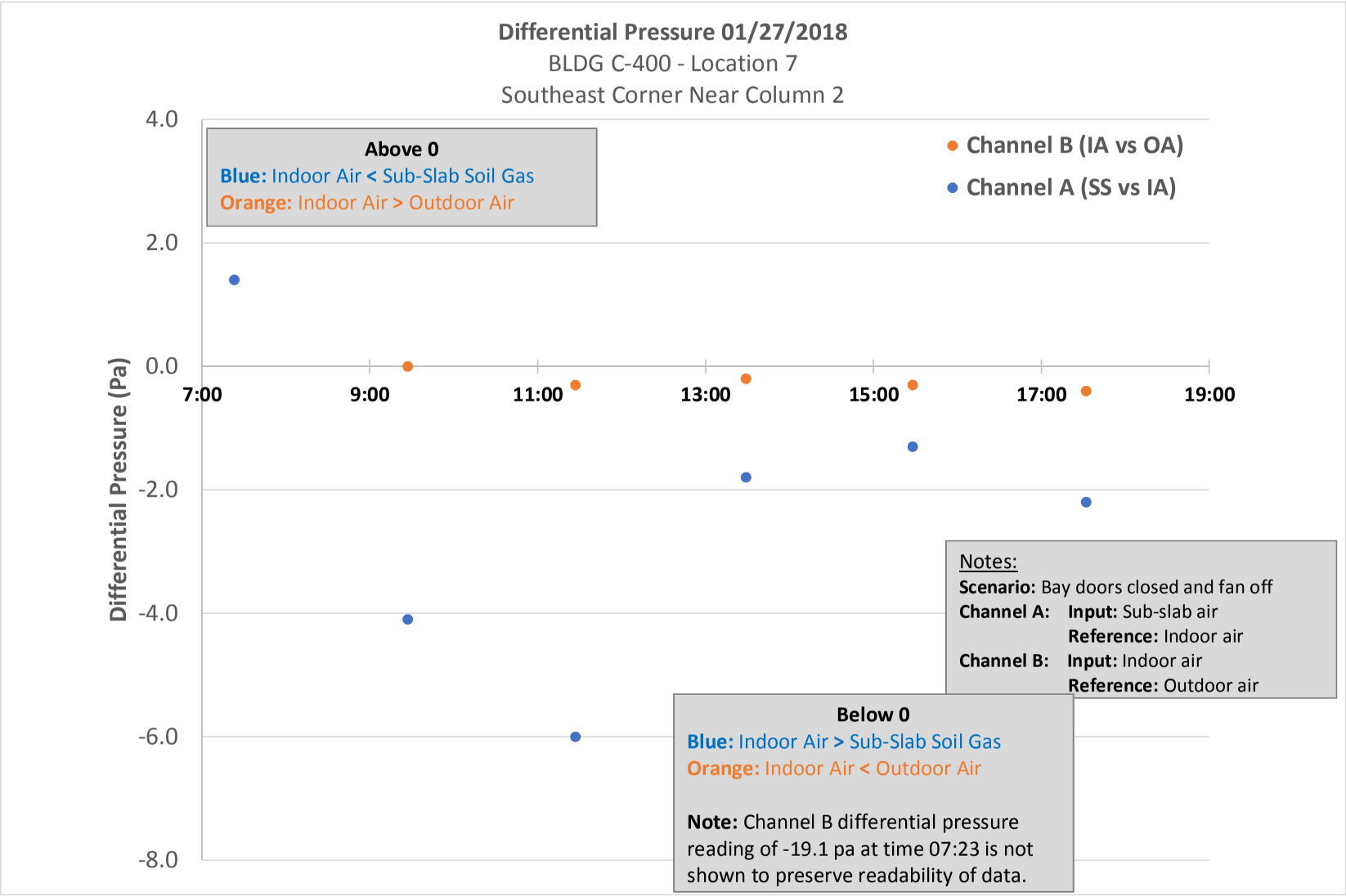
Differential Pressure 01/27/2018
BLDG C-400 - Location 7
Southeast Corner Near Column 2
Differential Pressure (Pa)
4.0
2.0
0.0
-2.0
-4.0
-6.0
-8.0
7:00
9:00
11:00
13:00
15:00
17:00
19:00
Channel B (IA vs OA)
Channel A (SS vs IA)
Above 0
Blue: Indoor Air < Sub-Slab Soil Gas
Orange: Indoor Air > Outdoor Air
Below 0
Blue: Indoor Air > Sub-Slab Soil Gas
Orange: Indoor Air < Outdoor Air
Note: Channel B differential pressure reading of -19.1 pa at time 07:23 is not shown to preserve readability of data.
Notes:
Scenario: Bay doors closed and fan off
Channel A: Input: Sub-slab air
Reference: Indoor air
Channel B: Input: Indoor air
Reference: Outdoor air

Date 1/27/2018
Project Location Paducah Gaseous Diffusion Plant
Gauge ID 44286-7-700

Location ID 7
Sample Start Time 723

Scenario Type Fan Off; Doors Closed
Sample Initial Vacuum 29.4" (certified)

Time	Differential Pressure (pa)		
	sub-slab/ambient	ambient/outside	
	Channel A (SS vs IA)	Channel B (IA vs OA)	
7:23	1.4	-19.1	off the chart; change axis or add note?
9:27	-4.1	0.0	
11:27	-6.0	-0.3	
13:29	-1.8	-0.2	
15:28	-1.3	-0.3	
17:32	-2.2	-0.4	

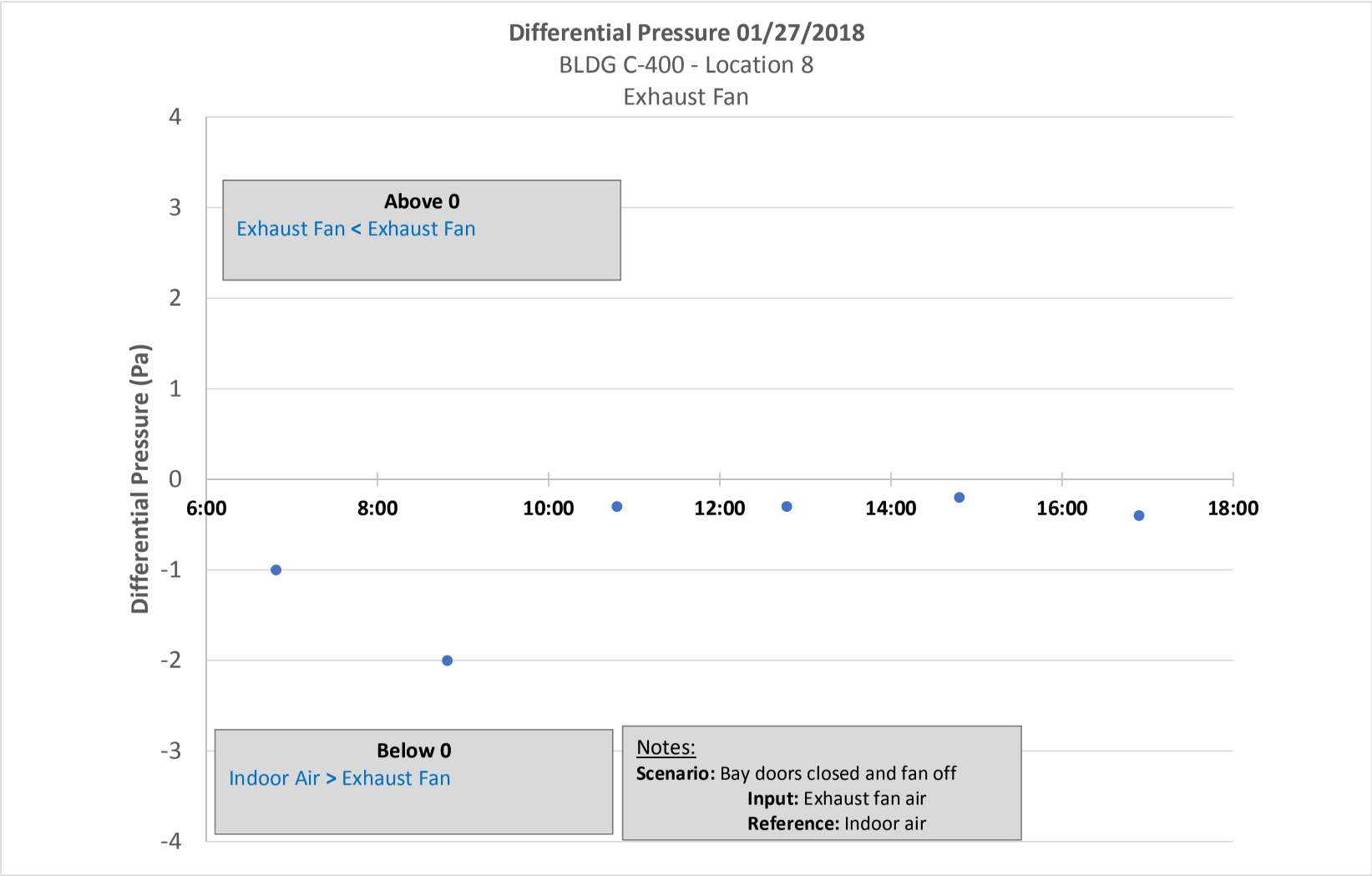
Differential Pressure 01/27/2018
BLDG C-400 - Location 8
Exhaust Fan
Differential Pressure (Pa)
4
3
2
1
0
-1
-2
-3
-4
6:00
8:00
10:00
12:00
14:00
16:00
18:00
Above 0
Exhaust Fan < Exhaust Fan
Below 0
Indoor Air > Exhaust Fan
Notes:
Scenario: Bay doors closed and fan off
Input: Exhaust fan air
Reference: Indoor air

Date 1/27/2018
Project Location Paducah Gaseous Diffusion Plant
Gauge ID 44286-7-700

Location ID 8
Sample Start Time 650

Scenario Type Fan Off; Doors Closed
Sample Initial Vacuum 29.3" (certified)

Time	Differential Pressure (pa) exhaust fan to ambient
6:49	-1.0
8:49	-2.0
10:48	-0.3
12:47	-0.3
14:48	-0.2
16:54	-0.4

SerialNumber: DG700-44286
ActiveChannels: 2
SessionTitle: C400 VI 02102018
SampleInterval: 10
AutozeroInterval: 60
ChannelAActive: 1
ChannelALabel: SS vs IA
ChannelBActive: 1
ChannelBLabel: IA vs OA
TimeStamp: 2018-02-10 06:35:18
Observations: 4616

Channel A	Input	subslab
	Ref	indoor air
Channel B	Input	indoor air
	Ref	outdoor air
	0.135659	0.81405
	8.17	2.69
	-7.99	-0.25

month	day	year	hour	minute	sec	Time	SS vs IA	IA vs OA
2	10	2018	6	35	28	5:35 AM	0.01	-0.04
2	10	2018	6	35	38	5:35 AM	0.02	-0.04
2	10	2018	6	35	48	5:35 AM	0.02	-0.08
2	10	2018	6	35	58	5:35 AM	0.04	-0.07
2	10	2018	6	36	8	5:36 AM	0.04	-0.08
2	10	2018	6	36	18	5:36 AM	0.07	-0.07
2	10	2018	6	36	28	5:36 AM	-0.03	0.02
2	10	2018	6	36	38	5:36 AM	-0.02	-0.05
2	10	2018	6	36	48	5:36 AM	-0.03	-0.03
2	10	2018	6	36	58	5:36 AM	-0.02	-0.04
2	10	2018	6	37	8	5:37 AM	-0.01	-0.06
2	10	2018	6	37	18	5:37 AM	0.01	-0.05
2	10	2018	6	37	28	5:37 AM	-0.03	-0.04
2	10	2018	6	37	38	5:37 AM	-0.03	-0.02
2	10	2018	6	37	48	5:37 AM	-0.04	-0.02
2	10	2018	6	37	58	5:37 AM	-0.01	-0.07
2	10	2018	6	38	8	5:38 AM	0.05	-0.01
2	10	2018	6	38	18	5:38 AM	-0.04	-0.12
2	10	2018	6	38	28	5:38 AM	0	-0.04
2	10	2018	6	38	38	5:38 AM	0	-0.06
2	10	2018	6	38	48	5:38 AM	0	-0.04
2	10	2018	6	38	58	5:38 AM	0.01	-0.07
2	10	2018	6	39	8	5:39 AM	0	-0.06
2	10	2018	6	39	18	5:39 AM	-0.01	-0.1
2	10	2018	6	39	28	5:39 AM	-0.05	-0.03
2	10	2018	6	39	38	5:39 AM	0.02	-0.04
2	10	2018	6	39	48	5:39 AM	0.02	-0.01
2	10	2018	6	39	58	5:39 AM	0	-0.06
2	10	2018	6	40	8	5:40 AM	0.01	-0.07
2	10	2018	6	40	18	5:40 AM	0.18	-0.04
2	10	2018	6	40	28	5:40 AM	-0.07	0
2	10	2018	6	40	38	5:40 AM	-0.04	0.01
2	10	2018	6	40	48	5:40 AM	-0.02	-0.05
2	10	2018	6	40	58	5:40 AM	0.03	-0.06
2	10	2018	6	41	8	5:41 AM	-0.01	-0.04

month	day	year	hour	minute	sec	Time	SS vs IA	IA vs OA
2	10	2018	6	41	18	5:41 AM	-0.01	0.04
2	10	2018	6	41	28	5:41 AM	0.03	-0.01
2	10	2018	6	41	38	5:41 AM	-0.02	0
2	10	2018	6	41	48	5:41 AM	-0.01	-0.02
2	10	2018	6	41	58	5:41 AM	0	-0.02
2	10	2018	6	42	8	5:42 AM	0.01	-0.02
2	10	2018	6	42	18	5:42 AM	0	-0.03
2	10	2018	6	42	28	5:42 AM	-0.05	0.01
2	10	2018	6	42	38	5:42 AM	-0.03	0.01
2	10	2018	6	42	48	5:42 AM	0.07	0.02
2	10	2018	6	42	58	5:42 AM	-0.04	0.01
2	10	2018	6	43	8	5:43 AM	-0.03	0.01
2	10	2018	6	43	18	5:43 AM	-0.03	0
2	10	2018	6	43	28	5:43 AM	-0.03	-0.03
2	10	2018	6	43	38	5:43 AM	-0.03	-0.04
2	10	2018	6	43	48	5:43 AM	-0.03	-0.03
2	10	2018	6	43	58	5:43 AM	-0.03	-0.04
2	10	2018	6	44	8	5:44 AM	-0.02	-0.04
2	10	2018	6	44	18	5:44 AM	-0.03	-0.04
2	10	2018	6	44	28	5:44 AM	-0.02	-0.03
2	10	2018	6	44	38	5:44 AM	-0.02	-0.05
2	10	2018	6	44	48	5:44 AM	-0.03	-0.05
2	10	2018	6	44	58	5:44 AM	-0.02	-0.05
2	10	2018	6	45	8	5:45 AM	-0.02	-0.03
2	10	2018	6	45	18	5:45 AM	-0.02	-0.03
2	10	2018	6	45	28	5:45 AM	-0.01	0.01
2	10	2018	6	45	38	5:45 AM	-0.01	0.01
2	10	2018	6	45	48	5:45 AM	-0.01	0.01
2	10	2018	6	45	58	5:45 AM	-0.01	0.02
2	10	2018	6	46	8	5:46 AM	-0.02	0.02
2	10	2018	6	46	18	5:46 AM	-0.02	0.01
2	10	2018	6	46	28	5:46 AM	-0.02	-0.03
2	10	2018	6	46	38	5:46 AM	-0.02	-0.03
2	10	2018	6	46	48	5:46 AM	-0.02	-0.03
2	10	2018	6	46	58	5:46 AM	-0.02	-0.02
2	10	2018	6	47	8	5:47 AM	-0.02	-0.02
2	10	2018	6	47	18	5:47 AM	-0.02	-0.02
2	10	2018	6	47	28	5:47 AM	-0.03	-0.02
2	10	2018	6	47	38	5:47 AM	-0.03	-0.02
2	10	2018	6	47	48	5:47 AM	-0.03	-0.02
2	10	2018	6	47	58	5:47 AM	-0.03	-0.02
2	10	2018	6	48	8	5:48 AM	-0.03	-0.01
2	10	2018	6	48	18	5:48 AM	-0.03	-0.01
2	10	2018	6	48	28	5:48 AM	-0.02	-0.01
2	10	2018	6	48	38	5:48 AM	-0.03	-0.01
2	10	2018	6	48	48	5:48 AM	-0.03	-0.01

month	day	year	hour	minute	sec	Time	SS vs IA	IA vs OA
2	10	2018	6	48	58	5:48 AM	-0.03	0
2	10	2018	6	49	8	5:49 AM	-0.04	-0.01
2	10	2018	6	49	18	5:49 AM	-0.04	0
2	10	2018	6	49	28	5:49 AM	0.01	-0.06
2	10	2018	6	49	38	5:49 AM	0.01	-0.05
2	10	2018	6	49	48	5:49 AM	0.01	-0.05
2	10	2018	6	49	58	5:49 AM	0	-0.05
2	10	2018	6	50	8	5:50 AM	0	-0.04
2	10	2018	6	50	18	5:50 AM	0	-0.03
2	10	2018	6	50	28	5:50 AM	0	-0.03
2	10	2018	6	50	38	5:50 AM	0	-0.04
2	10	2018	6	50	48	5:50 AM	-0.01	-0.05
2	10	2018	6	50	58	5:50 AM	0	-0.04
2	10	2018	6	51	8	5:51 AM	-0.01	-0.03
2	10	2018	6	51	18	5:51 AM	-0.01	-0.04
2	10	2018	6	51	28	5:51 AM	0	-0.03
2	10	2018	6	51	38	5:51 AM	-0.01	-0.03
2	10	2018	6	51	48	5:51 AM	-0.01	-0.01
2	10	2018	6	51	58	5:51 AM	0	-0.01
2	10	2018	6	52	8	5:52 AM	-0.02	-0.01
2	10	2018	6	52	18	5:52 AM	-0.03	-0.01
2	10	2018	6	52	28	5:52 AM	-0.02	-0.01
2	10	2018	6	52	38	5:52 AM	-0.03	-0.01
2	10	2018	6	52	48	5:52 AM	-0.03	-0.01
2	10	2018	6	52	58	5:52 AM	-0.04	-0.02
2	10	2018	6	53	8	5:53 AM	-0.04	-0.01
2	10	2018	6	53	18	5:53 AM	-0.05	-0.01
2	10	2018	6	53	28	5:53 AM	0.01	-0.01
2	10	2018	6	53	38	5:53 AM	0.01	0.01
2	10	2018	6	53	48	5:53 AM	0.01	0.01
2	10	2018	6	53	58	5:53 AM	0	0
2	10	2018	6	54	8	5:54 AM	0.01	0.01
2	10	2018	6	54	18	5:54 AM	0	0.01
2	10	2018	6	54	28	5:54 AM	-0.05	-0.03
2	10	2018	6	54	38	5:54 AM	-0.06	-0.03
2	10	2018	6	54	48	5:54 AM	-0.06	-0.03
2	10	2018	6	54	58	5:54 AM	-0.06	-0.02
2	10	2018	6	55	8	5:55 AM	-0.07	-0.02
2	10	2018	6	55	18	5:55 AM	-0.07	-0.02
2	10	2018	6	55	28	5:55 AM	0	-0.02
2	10	2018	6	55	38	5:55 AM	-0.01	-0.01
2	10	2018	6	55	48	5:55 AM	-0.02	-0.01
2	10	2018	6	55	58	5:55 AM	-0.01	0
2	10	2018	6	56	8	5:56 AM	-0.02	0
2	10	2018	6	56	18	5:56 AM	-0.02	0
2	10	2018	6	56	28	5:56 AM	-0.01	-0.05

month	day	year	hour	minute	sec	Time	SS vs IA	IA vs OA
2	10	2018	6	56	38	5:56 AM	-0.02	-0.04
2	10	2018	6	56	48	5:56 AM	-0.02	-0.03
2	10	2018	6	56	58	5:56 AM	-0.03	-0.02
2	10	2018	6	57	8	5:57 AM	-0.03	-0.03
2	10	2018	6	57	18	5:57 AM	-0.04	-0.02
2	10	2018	6	57	28	5:57 AM	-0.03	-0.02
2	10	2018	6	57	38	5:57 AM	-0.04	-0.02
2	10	2018	6	57	48	5:57 AM	-0.04	-0.02
2	10	2018	6	57	58	5:57 AM	-0.05	-0.01
2	10	2018	6	58	8	5:58 AM	-0.05	-0.01
2	10	2018	6	58	18	5:58 AM	-0.06	-0.02
2	10	2018	6	58	28	5:58 AM	0	-0.02
2	10	2018	6	58	38	5:58 AM	-0.01	-0.01
2	10	2018	6	58	48	5:58 AM	-0.01	0
2	10	2018	6	58	58	5:58 AM	0	-0.01
2	10	2018	6	59	8	5:59 AM	-0.01	-0.01
2	10	2018	6	59	18	5:59 AM	-0.02	0
2	10	2018	6	59	28	5:59 AM	-0.02	0
2	10	2018	6	59	38	5:59 AM	-0.01	0
2	10	2018	6	59	48	5:59 AM	-0.02	0
2	10	2018	6	59	58	5:59 AM	-0.02	-0.01
2	10	2018	7	0	8	6:00 AM	-0.03	0
2	10	2018	7	0	18	6:00 AM	-0.03	0.01
2	10	2018	7	0	28	6:00 AM	-0.03	-0.04
2	10	2018	7	0	38	6:00 AM	-0.02	-0.02
2	10	2018	7	0	48	6:00 AM	-0.05	-0.05
2	10	2018	7	0	58	6:00 AM	-0.02	0
2	10	2018	7	1	8	6:01 AM	-0.03	-0.02
2	10	2018	7	1	18	6:01 AM	-0.04	-0.01
2	10	2018	7	1	28	6:01 AM	0	-0.01
2	10	2018	7	1	38	6:01 AM	0	-0.01
2	10	2018	7	1	48	6:01 AM	0.01	-0.01
2	10	2018	7	1	58	6:01 AM	0.02	-0.01
2	10	2018	7	2	8	6:02 AM	0	-0.01
2	10	2018	7	2	18	6:02 AM	0	-0.01
2	10	2018	7	2	28	6:02 AM	0	-0.05
2	10	2018	7	2	38	6:02 AM	-0.01	-0.05
2	10	2018	7	2	48	6:02 AM	-0.01	-0.03
2	10	2018	7	2	58	6:02 AM	-0.01	-0.04
2	10	2018	7	3	8	6:03 AM	-0.02	-0.03
2	10	2018	7	3	18	6:03 AM	-0.02	-0.04
2	10	2018	7	3	28	6:03 AM	-0.02	-0.03
2	10	2018	7	3	38	6:03 AM	-0.01	-0.04
2	10	2018	7	3	48	6:03 AM	-0.02	-0.02
2	10	2018	7	3	58	6:03 AM	-0.03	-0.01
2	10	2018	7	4	8	6:04 AM	-0.03	-0.01

month	day	year	hour	minute	sec	Time	SS vs IA	IA vs OA
2	10	2018	7	4	18	6:04 AM	-0.03	-0.01
2	10	2018	7	4	28	6:04 AM	0.01	-0.01
2	10	2018	7	4	38	6:04 AM	0	-0.01
2	10	2018	7	4	48	6:04 AM	0	-0.01
2	10	2018	7	4	58	6:04 AM	0	-0.01
2	10	2018	7	5	8	6:05 AM	-0.01	0.03
2	10	2018	7	5	18	6:05 AM	0	0
2	10	2018	7	5	28	6:05 AM	-0.01	-0.04
2	10	2018	7	5	38	6:05 AM	-0.01	-0.03
2	10	2018	7	5	48	6:05 AM	-0.01	-0.02
2	10	2018	7	5	58	6:05 AM	0.02	-0.04
2	10	2018	7	6	8	6:06 AM	0.07	-0.01
2	10	2018	7	6	18	6:06 AM	0.56	0.81
2	10	2018	7	6	28	6:06 AM	4.35	0.37
2	10	2018	7	6	38	6:06 AM	1.29	-0.67
2	10	2018	7	6	48	6:06 AM	0.76	-3.75
2	10	2018	7	6	58	6:06 AM	1	-1.78
2	10	2018	7	7	8	6:07 AM	0.74	-2.03
2	10	2018	7	7	18	6:07 AM	0.56	-2.02
2	10	2018	7	7	28	6:07 AM	0.72	-2.14
2	10	2018	7	7	38	6:07 AM	0.55	-1.94
2	10	2018	7	7	48	6:07 AM	0.72	-1.48
2	10	2018	7	7	58	6:07 AM	1.49	-0.59
2	10	2018	7	8	8	6:08 AM	0.85	-2.12
2	10	2018	7	8	18	6:08 AM	1.23	-2.08
2	10	2018	7	8	28	6:08 AM	1.02	-0.88
2	10	2018	7	8	38	6:08 AM	0.93	1.22
2	10	2018	7	8	48	6:08 AM	1.38	-0.96
2	10	2018	7	8	58	6:08 AM	0.57	-1.32
2	10	2018	7	9	8	6:09 AM	-0.06	-0.55
2	10	2018	7	9	18	6:09 AM	0.59	-0.94
2	10	2018	7	9	28	6:09 AM	-0.33	0.88
2	10	2018	7	9	38	6:09 AM	-0.3	0.19
2	10	2018	7	9	48	6:09 AM	-0.06	0.61
2	10	2018	7	9	58	6:09 AM	-0.05	0.04
2	10	2018	7	10	8	6:10 AM	-0.09	0.07
2	10	2018	7	10	18	6:10 AM	-0.11	0.08
2	10	2018	7	10	28	6:10 AM	-0.05	0.01
2	10	2018	7	10	38	6:10 AM	-0.07	0.01
2	10	2018	7	10	48	6:10 AM	-0.07	0.02
2	10	2018	7	10	58	6:10 AM	-0.09	0.07
2	10	2018	7	11	8	6:11 AM	-0.07	0.07
2	10	2018	7	11	18	6:11 AM	-0.15	0.08
2	10	2018	7	11	28	6:11 AM	-0.08	0.06
2	10	2018	7	11	38	6:11 AM	-0.09	0.06
2	10	2018	7	11	48	6:11 AM	-0.1	0.08

month	day	year	hour	minute	sec	Time	SS vs IA	IA vs OA
2	10	2018	7	11	58	6:11 AM	-0.13	0.09
2	10	2018	7	12	8	6:12 AM	-0.14	0.09
2	10	2018	7	12	18	6:12 AM	-0.17	0.13
2	10	2018	7	12	28	6:12 AM	0	-0.04
2	10	2018	7	12	38	6:12 AM	-0.03	-0.01
2	10	2018	7	12	48	6:12 AM	-0.04	-0.01
2	10	2018	7	12	58	6:12 AM	-0.13	0.08
2	10	2018	7	13	8	6:13 AM	-0.08	0.04
2	10	2018	7	13	18	6:13 AM	-0.1	0.02
2	10	2018	7	13	28	6:13 AM	-0.04	-0.03
2	10	2018	7	13	38	6:13 AM	-0.05	-0.01
2	10	2018	7	13	48	6:13 AM	-0.46	0.74
2	10	2018	7	13	58	6:13 AM	-0.06	0.02
2	10	2018	7	14	8	6:14 AM	-0.08	0.01
2	10	2018	7	14	18	6:14 AM	-0.09	0.02
2	10	2018	7	14	28	6:14 AM	-0.03	0.04
2	10	2018	7	14	38	6:14 AM	-0.02	0.04
2	10	2018	7	14	48	6:14 AM	-0.04	0.04
2	10	2018	7	14	58	6:14 AM	-0.06	0.04
2	10	2018	7	15	8	6:15 AM	-0.07	0.04
2	10	2018	7	15	18	6:15 AM	-0.1	0.06
2	10	2018	7	15	28	6:15 AM	-0.03	-0.02
2	10	2018	7	15	38	6:15 AM	-0.04	-0.02
2	10	2018	7	15	48	6:15 AM	-0.06	0
2	10	2018	7	15	58	6:15 AM	-0.05	-0.01
2	10	2018	7	16	8	6:16 AM	-0.07	0.01
2	10	2018	7	16	18	6:16 AM	-0.08	-0.01
2	10	2018	7	16	28	6:16 AM	-0.05	-0.03
2	10	2018	7	16	38	6:16 AM	-0.06	0.03
2	10	2018	7	16	48	6:16 AM	-0.02	-0.01
2	10	2018	7	16	58	6:16 AM	-0.02	-0.01
2	10	2018	7	17	8	6:17 AM	-0.06	-0.01
2	10	2018	7	17	18	6:17 AM	-0.07	-0.01
2	10	2018	7	17	28	6:17 AM	-0.01	0.02
2	10	2018	7	17	38	6:17 AM	-0.07	0.04
2	10	2018	7	17	48	6:17 AM	-0.03	0.05
2	10	2018	7	17	58	6:17 AM	-0.02	0.03
2	10	2018	7	18	8	6:18 AM	-0.04	0.03
2	10	2018	7	18	18	6:18 AM	-0.06	0.07
2	10	2018	7	18	28	6:18 AM	0.01	-0.02
2	10	2018	7	18	38	6:18 AM	-0.02	0.01
2	10	2018	7	18	48	6:18 AM	-0.04	0.02
2	10	2018	7	18	58	6:18 AM	-0.02	0.01
2	10	2018	7	19	8	6:19 AM	-0.03	0.02
2	10	2018	7	19	18	6:19 AM	-0.03	0.01
2	10	2018	7	19	28	6:19 AM	0	-0.03

month	day	year	hour	minute	sec	Time	SS vs IA	IA vs OA
2	10	2018	7	19	38	6:19 AM	-0.01	-0.02
2	10	2018	7	19	48	6:19 AM	-0.01	0
2	10	2018	7	19	58	6:19 AM	-0.02	-0.01
2	10	2018	7	20	8	6:20 AM	-0.02	-0.01
2	10	2018	7	20	18	6:20 AM	-0.02	-0.01
2	10	2018	7	20	28	6:20 AM	-0.01	0.01
2	10	2018	7	20	38	6:20 AM	-0.02	0.01
2	10	2018	7	20	48	6:20 AM	-0.04	0.01
2	10	2018	7	20	58	6:20 AM	-0.01	0
2	10	2018	7	21	8	6:21 AM	-0.04	0.02
2	10	2018	7	21	18	6:21 AM	-0.06	0.02
2	10	2018	7	21	28	6:21 AM	-0.02	-0.01
2	10	2018	7	21	38	6:21 AM	-0.02	-0.01
2	10	2018	7	21	48	6:21 AM	-0.01	-0.01
2	10	2018	7	21	58	6:21 AM	0	0
2	10	2018	7	22	8	6:22 AM	-0.01	0
2	10	2018	7	22	18	6:22 AM	-0.02	0
2	10	2018	7	22	28	6:22 AM	-0.04	0.01
2	10	2018	7	22	38	6:22 AM	-0.03	0.01
2	10	2018	7	22	48	6:22 AM	-0.06	0.06
2	10	2018	7	22	58	6:22 AM	-0.03	0.02
2	10	2018	7	23	8	6:23 AM	-0.04	0.02
2	10	2018	7	23	18	6:23 AM	-0.07	0.04
2	10	2018	7	23	28	6:23 AM	-0.02	-0.02
2	10	2018	7	23	38	6:23 AM	0	-0.02
2	10	2018	7	23	48	6:23 AM	-0.01	-0.01
2	10	2018	7	23	58	6:23 AM	-0.01	-0.01
2	10	2018	7	24	8	6:24 AM	-0.01	0
2	10	2018	7	24	18	6:24 AM	-0.02	-0.01
2	10	2018	7	24	28	6:24 AM	-0.05	0
2	10	2018	7	24	38	6:24 AM	-0.04	-0.03
2	10	2018	7	24	48	6:24 AM	-0.05	-0.04
2	10	2018	7	24	58	6:24 AM	-0.05	-0.03
2	10	2018	7	25	8	6:25 AM	-0.04	-0.04
2	10	2018	7	25	18	6:25 AM	-0.04	-0.01
2	10	2018	7	25	28	6:25 AM	0.02	0.01
2	10	2018	7	25	38	6:25 AM	-0.01	-0.01
2	10	2018	7	25	48	6:25 AM	-0.02	-0.03
2	10	2018	7	25	58	6:25 AM	-0.02	0
2	10	2018	7	26	8	6:26 AM	-0.02	-0.03
2	10	2018	7	26	18	6:26 AM	-0.02	0
2	10	2018	7	26	28	6:26 AM	-0.03	-0.05
2	10	2018	7	26	38	6:26 AM	0	0
2	10	2018	7	26	48	6:26 AM	-0.03	-0.03
2	10	2018	7	26	58	6:26 AM	-0.03	-0.04
2	10	2018	7	27	8	6:27 AM	-0.03	-0.03

month	day	year	hour	minute	sec	Time	SS vs IA	IA vs OA
2	10	2018	7	27	18	6:27 AM	-0.05	-0.02
2	10	2018	7	27	28	6:27 AM	-0.01	-0.02
2	10	2018	7	27	38	6:27 AM	-0.01	0
2	10	2018	7	27	48	6:27 AM	0	0
2	10	2018	7	27	58	6:27 AM	-0.02	0
2	10	2018	7	28	8	6:28 AM	-0.01	0.01
2	10	2018	7	28	18	6:28 AM	-0.02	0
2	10	2018	7	28	28	6:28 AM	-0.02	0.01
2	10	2018	7	28	38	6:28 AM	-0.03	0.02
2	10	2018	7	28	48	6:28 AM	-0.02	0.02
2	10	2018	7	28	58	6:28 AM	-0.02	0.01
2	10	2018	7	29	8	6:29 AM	-0.03	0.03
2	10	2018	7	29	18	6:29 AM	-0.03	0.04
2	10	2018	7	29	28	6:29 AM	-0.04	-0.01
2	10	2018	7	29	38	6:29 AM	-0.03	0.01
2	10	2018	7	29	48	6:29 AM	-0.05	-0.02
2	10	2018	7	29	58	6:29 AM	-0.05	-0.01
2	10	2018	7	30	8	6:30 AM	-0.05	0
2	10	2018	7	30	18	6:30 AM	-0.06	0
2	10	2018	7	30	28	6:30 AM	-0.04	-0.08
2	10	2018	7	30	38	6:30 AM	-0.01	-0.04
2	10	2018	7	30	48	6:30 AM	0	-0.03
2	10	2018	7	30	58	6:30 AM	-0.02	-0.03
2	10	2018	7	31	8	6:31 AM	-0.02	-0.03
2	10	2018	7	31	18	6:31 AM	-0.02	-0.02
2	10	2018	7	31	28	6:31 AM	-0.01	-0.01
2	10	2018	7	31	38	6:31 AM	-0.03	-0.01
2	10	2018	7	31	48	6:31 AM	-0.02	0
2	10	2018	7	31	58	6:31 AM	-0.03	0
2	10	2018	7	32	8	6:32 AM	-0.04	0
2	10	2018	7	32	18	6:32 AM	-0.04	0.01
2	10	2018	7	32	28	6:32 AM	0	-0.04
2	10	2018	7	32	38	6:32 AM	0	-0.05
2	10	2018	7	32	48	6:32 AM	0	-0.03
2	10	2018	7	32	58	6:32 AM	0	-0.03
2	10	2018	7	33	8	6:33 AM	0	-0.03
2	10	2018	7	33	18	6:33 AM	-0.01	-0.04
2	10	2018	7	33	28	6:33 AM	-0.03	0.02
2	10	2018	7	33	38	6:33 AM	-0.07	-0.03
2	10	2018	7	33	48	6:33 AM	-0.07	-0.02
2	10	2018	7	33	58	6:33 AM	-0.08	0
2	10	2018	7	34	8	6:34 AM	-0.08	-0.01
2	10	2018	7	34	18	6:34 AM	-0.08	-0.02
2	10	2018	7	34	28	6:34 AM	-0.04	-0.02
2	10	2018	7	34	38	6:34 AM	-0.03	-0.01
2	10	2018	7	34	48	6:34 AM	-0.02	0

month	day	year	hour	minute	sec	Time	SS vs IA	IA vs OA
2	10	2018	7	34	58	6:34 AM	-0.03	-0.01
2	10	2018	7	35	8	6:35 AM	-0.04	0
2	10	2018	7	35	18	6:35 AM	-0.04	-0.01
2	10	2018	7	35	28	6:35 AM	0.02	-0.05
2	10	2018	7	35	38	6:35 AM	0.02	-0.05
2	10	2018	7	35	48	6:35 AM	0.02	-0.05
2	10	2018	7	35	58	6:35 AM	0	-0.06
2	10	2018	7	36	8	6:36 AM	0.01	-0.05
2	10	2018	7	36	18	6:36 AM	0.01	-0.05
2	10	2018	7	36	28	6:36 AM	-0.01	0
2	10	2018	7	36	38	6:36 AM	-0.01	0
2	10	2018	7	36	48	6:36 AM	0	0.01
2	10	2018	7	36	58	6:36 AM	0	0.01
2	10	2018	7	37	8	6:37 AM	0	0
2	10	2018	7	37	18	6:37 AM	0	0
2	10	2018	7	37	28	6:37 AM	-0.04	-0.04
2	10	2018	7	37	38	6:37 AM	-0.05	-0.03
2	10	2018	7	37	48	6:37 AM	-0.06	-0.06
2	10	2018	7	37	58	6:37 AM	-0.05	-0.05
2	10	2018	7	38	8	6:38 AM	-0.05	-0.05
2	10	2018	7	38	18	6:38 AM	-0.03	-0.06
2	10	2018	7	38	28	6:38 AM	0.01	0.02
2	10	2018	7	38	38	6:38 AM	0	0
2	10	2018	7	38	48	6:38 AM	0.01	0
2	10	2018	7	38	58	6:38 AM	0.01	0
2	10	2018	7	39	8	6:39 AM	0	0.01
2	10	2018	7	39	18	6:39 AM	0.01	-0.01
2	10	2018	7	39	28	6:39 AM	-0.05	-0.05
2	10	2018	7	39	38	6:39 AM	-0.06	-0.07
2	10	2018	7	39	48	6:39 AM	-0.05	-0.05
2	10	2018	7	39	58	6:39 AM	-0.05	-0.05
2	10	2018	7	40	8	6:40 AM	-0.05	-0.06
2	10	2018	7	40	18	6:40 AM	-0.05	-0.04
2	10	2018	7	40	28	6:40 AM	0	0
2	10	2018	7	40	38	6:40 AM	0	0
2	10	2018	7	40	48	6:40 AM	0	0
2	10	2018	7	40	58	6:40 AM	0	0.01
2	10	2018	7	41	8	6:41 AM	0	0
2	10	2018	7	41	18	6:41 AM	0	0.01
2	10	2018	7	41	28	6:41 AM	0	0.01
2	10	2018	7	41	38	6:41 AM	0	0
2	10	2018	7	41	48	6:41 AM	0	0.01
2	10	2018	7	41	58	6:41 AM	0	0.01
2	10	2018	7	42	8	6:42 AM	-0.06	-0.12
2	10	2018	7	42	18	6:42 AM	-2.89	1.81
2	10	2018	7	42	28	6:42 AM	-1.62	0.3

month	day	year	hour	minute	sec	Time	SS vs IA	IA vs OA
2	10	2018	7	42	38	6:42 AM	-0.14	-0.05
2	10	2018	7	42	48	6:42 AM	-0.11	-0.02
2	10	2018	7	42	58	6:42 AM	-0.31	0.08
2	10	2018	7	43	8	6:43 AM	-0.72	0.36
2	10	2018	7	43	18	6:43 AM	-0.63	0.34
2	10	2018	7	43	28	6:43 AM	-0.38	0.09
2	10	2018	7	43	38	6:43 AM	-0.09	-0.01
2	10	2018	7	43	48	6:43 AM	-0.55	0.23
2	10	2018	7	43	58	6:43 AM	-0.61	0.42
2	10	2018	7	44	8	6:44 AM	-0.09	0
2	10	2018	7	44	18	6:44 AM	-0.34	0.14
2	10	2018	7	44	28	6:44 AM	-0.39	0.33
2	10	2018	7	44	38	6:44 AM	-0.27	0.19
2	10	2018	7	44	48	6:44 AM	-0.17	0.16
2	10	2018	7	44	58	6:44 AM	-0.31	0.13
2	10	2018	7	45	8	6:45 AM	-0.42	0.19
2	10	2018	7	45	18	6:45 AM	-0.46	0.28
2	10	2018	7	45	28	6:45 AM	-0.24	0.21
2	10	2018	7	45	38	6:45 AM	-0.47	0.24
2	10	2018	7	45	48	6:45 AM	-0.43	0.21
2	10	2018	7	45	58	6:45 AM	-0.49	0.26
2	10	2018	7	46	8	6:46 AM	-0.59	0.24
2	10	2018	7	46	18	6:46 AM	-0.64	0.31
2	10	2018	7	46	28	6:46 AM	-0.26	0.23
2	10	2018	7	46	38	6:46 AM	-0.51	0.32
2	10	2018	7	46	48	6:46 AM	-0.45	0.26
2	10	2018	7	46	58	6:46 AM	-0.21	0.07
2	10	2018	7	47	8	6:47 AM	-0.24	0.04
2	10	2018	7	47	18	6:47 AM	-0.66	0.45
2	10	2018	7	47	28	6:47 AM	-0.44	0.19
2	10	2018	7	47	38	6:47 AM	-0.28	0.02
2	10	2018	7	47	48	6:47 AM	-0.26	0.15
2	10	2018	7	47	58	6:47 AM	-0.07	-0.02
2	10	2018	7	48	8	6:48 AM	-0.53	0.28
2	10	2018	7	48	18	6:48 AM	-0.2	0.05
2	10	2018	7	48	28	6:48 AM	-0.14	0.08
2	10	2018	7	48	38	6:48 AM	-0.58	0.29
2	10	2018	7	48	48	6:48 AM	-0.57	0.34
2	10	2018	7	48	58	6:48 AM	-0.45	0.15
2	10	2018	7	49	8	6:49 AM	-0.65	0.37
2	10	2018	7	49	18	6:49 AM	-0.56	0.34
2	10	2018	7	49	28	6:49 AM	-0.2	0.04
2	10	2018	7	49	38	6:49 AM	-0.69	0.53
2	10	2018	7	49	48	6:49 AM	-0.36	0.2
2	10	2018	7	49	58	6:49 AM	-0.75	0.38
2	10	2018	7	50	8	6:50 AM	-0.34	0.21

month	day	year	hour	minute	sec	Time	SS vs IA	IA vs OA
2	10	2018	7	50	18	6:50 AM	-0.57	0.26
2	10	2018	7	50	28	6:50 AM	-0.27	0.2
2	10	2018	7	50	38	6:50 AM	-0.46	0.12
2	10	2018	7	50	48	6:50 AM	-0.49	0.23
2	10	2018	7	50	58	6:50 AM	-0.26	0.12
2	10	2018	7	51	8	6:51 AM	-0.34	0.18
2	10	2018	7	51	18	6:51 AM	-0.59	0.26
2	10	2018	7	51	28	6:51 AM	-0.5	0.31
2	10	2018	7	51	38	6:51 AM	-0.27	0.12
2	10	2018	7	51	48	6:51 AM	-0.08	-0.03
2	10	2018	7	51	58	6:51 AM	-0.18	0.1
2	10	2018	7	52	8	6:52 AM	-0.13	0.09
2	10	2018	7	52	18	6:52 AM	-0.66	0.44
2	10	2018	7	52	28	6:52 AM	-0.67	0.38
2	10	2018	7	52	38	6:52 AM	-0.47	0.39
2	10	2018	7	52	48	6:52 AM	-0.41	0.27
2	10	2018	7	52	58	6:52 AM	-0.08	0.08
2	10	2018	7	53	8	6:53 AM	-0.39	0.28
2	10	2018	7	53	18	6:53 AM	-0.32	0.23
2	10	2018	7	53	28	6:53 AM	-1.32	0.74
2	10	2018	7	53	38	6:53 AM	-0.56	0.27
2	10	2018	7	53	48	6:53 AM	-0.12	0.02
2	10	2018	7	53	58	6:53 AM	-0.16	0.12
2	10	2018	7	54	8	6:54 AM	-0.24	0.22
2	10	2018	7	54	18	6:54 AM	-0.2	0.2
2	10	2018	7	54	28	6:54 AM	-0.09	-0.02
2	10	2018	7	54	38	6:54 AM	-0.35	0.11
2	10	2018	7	54	48	6:54 AM	-0.25	0.09
2	10	2018	7	54	58	6:54 AM	-0.05	0.03
2	10	2018	7	55	8	6:55 AM	-0.19	0.13
2	10	2018	7	55	18	6:55 AM	-0.14	0.05
2	10	2018	7	55	28	6:55 AM	-0.11	0.06
2	10	2018	7	55	38	6:55 AM	-0.13	0.04
2	10	2018	7	55	48	6:55 AM	-0.07	0.09
2	10	2018	7	55	58	6:55 AM	-0.02	-0.01
2	10	2018	7	56	8	6:56 AM	-0.19	0.07
2	10	2018	7	56	18	6:56 AM	-0.16	0.11
2	10	2018	7	56	28	6:56 AM	-0.19	0.13
2	10	2018	7	56	38	6:56 AM	-0.22	0.08
2	10	2018	7	56	48	6:56 AM	-0.13	0.04
2	10	2018	7	56	58	6:56 AM	-0.09	0.03
2	10	2018	7	57	8	6:57 AM	-0.21	0.11
2	10	2018	7	57	18	6:57 AM	-0.09	0
2	10	2018	7	57	28	6:57 AM	-0.26	0.21
2	10	2018	7	57	38	6:57 AM	-0.13	0.14
2	10	2018	7	57	48	6:57 AM	-0.07	0.03

month	day	year	hour	minute	sec	Time	SS vs IA	IA vs OA
2	10	2018	7	57	58	6:57 AM	-0.03	0.01
2	10	2018	7	58	8	6:58 AM	0.01	-0.04
2	10	2018	7	58	18	6:58 AM	-0.55	0.27
2	10	2018	7	58	28	6:58 AM	-0.3	0.18
2	10	2018	7	58	38	6:58 AM	-0.39	0.32
2	10	2018	7	58	48	6:58 AM	-0.26	0.1
2	10	2018	7	58	58	6:58 AM	-0.12	0.09
2	10	2018	7	59	8	6:59 AM	-0.18	0.01
2	10	2018	7	59	18	6:59 AM	-0.26	0.2
2	10	2018	7	59	28	6:59 AM	-0.09	0.08
2	10	2018	7	59	38	6:59 AM	-0.35	0.21
2	10	2018	7	59	48	6:59 AM	-0.15	0.03
2	10	2018	7	59	58	6:59 AM	-0.06	-0.02
2	10	2018	8	0	8	7:00 AM	-0.08	0
2	10	2018	8	0	18	7:00 AM	-0.1	0.05
2	10	2018	8	0	28	7:00 AM	-0.21	0.1
2	10	2018	8	0	38	7:00 AM	-0.22	0.11
2	10	2018	8	0	48	7:00 AM	-0.24	0.16
2	10	2018	8	0	58	7:00 AM	-0.08	0.06
2	10	2018	8	1	8	7:01 AM	-0.43	0.25
2	10	2018	8	1	18	7:01 AM	-0.27	0.14
2	10	2018	8	1	28	7:01 AM	-0.36	0.17
2	10	2018	8	1	38	7:01 AM	-0.33	0.12
2	10	2018	8	1	48	7:01 AM	-0.46	0.22
2	10	2018	8	1	58	7:01 AM	-0.25	0.16
2	10	2018	8	2	8	7:02 AM	-0.4	0.16
2	10	2018	8	2	18	7:02 AM	-0.26	0.08
2	10	2018	8	2	28	7:02 AM	-0.59	0.27
2	10	2018	8	2	38	7:02 AM	-0.23	0.06
2	10	2018	8	2	48	7:02 AM	-0.31	0.1
2	10	2018	8	2	58	7:02 AM	-0.29	0.11
2	10	2018	8	3	8	7:03 AM	-0.34	0.15
2	10	2018	8	3	18	7:03 AM	-0.54	0.31
2	10	2018	8	3	28	7:03 AM	-0.54	0.32
2	10	2018	8	3	38	7:03 AM	-0.22	0.07
2	10	2018	8	3	48	7:03 AM	-0.53	0.32
2	10	2018	8	3	58	7:03 AM	-0.62	0.22
2	10	2018	8	4	8	7:04 AM	-0.64	0.36
2	10	2018	8	4	18	7:04 AM	-0.44	0.25
2	10	2018	8	4	28	7:04 AM	-0.51	0.23
2	10	2018	8	4	38	7:04 AM	-0.56	0.28
2	10	2018	8	4	48	7:04 AM	-0.58	0.3
2	10	2018	8	4	58	7:04 AM	-0.47	0.32
2	10	2018	8	5	8	7:05 AM	-0.75	0.49
2	10	2018	8	5	18	7:05 AM	-0.43	0.24
2	10	2018	8	5	28	7:05 AM	-0.4	0.28

month	day	year	hour	minute	sec	Time	SS vs IA	IA vs OA
2	10	2018	8	5	38	7:05 AM	-0.44	0.29
2	10	2018	8	5	48	7:05 AM	-0.17	0.09
2	10	2018	8	5	58	7:05 AM	-0.27	0.08
2	10	2018	8	6	8	7:06 AM	-0.14	0.05
2	10	2018	8	6	18	7:06 AM	-0.4	0.34
2	10	2018	8	6	28	7:06 AM	-0.28	0.09
2	10	2018	8	6	38	7:06 AM	-0.2	0.1
2	10	2018	8	6	48	7:06 AM	-0.15	0.04
2	10	2018	8	6	58	7:06 AM	-0.25	0.16
2	10	2018	8	7	8	7:07 AM	-0.32	0.23
2	10	2018	8	7	18	7:07 AM	-0.66	0.59
2	10	2018	8	7	28	7:07 AM	-0.17	0.11
2	10	2018	8	7	38	7:07 AM	-0.05	0.04
2	10	2018	8	7	48	7:07 AM	-0.28	0.19
2	10	2018	8	7	58	7:07 AM	-0.27	0.21
2	10	2018	8	8	8	7:08 AM	-0.27	0.16
2	10	2018	8	8	18	7:08 AM	-0.07	0.08
2	10	2018	8	8	28	7:08 AM	-0.12	-0.23
2	10	2018	8	8	38	7:08 AM	-0.12	0.1
2	10	2018	8	8	48	7:08 AM	-0.19	-0.09
2	10	2018	8	8	58	7:08 AM	0.06	-0.32
2	10	2018	8	9	8	7:09 AM	0.1	-0.14
2	10	2018	8	9	18	7:09 AM	-0.17	0.43
2	10	2018	8	9	28	7:09 AM	-0.08	0.08
2	10	2018	8	9	38	7:09 AM	-0.16	0
2	10	2018	8	9	48	7:09 AM	-0.14	-0.04
2	10	2018	8	9	58	7:09 AM	0.55	-0.39
2	10	2018	8	10	8	7:10 AM	0.63	-0.69
2	10	2018	8	10	18	7:10 AM	0.51	-0.57
2	10	2018	8	10	28	7:10 AM	0.54	-0.38
2	10	2018	8	10	38	7:10 AM	0.75	-0.51
2	10	2018	8	10	48	7:10 AM	0.89	-0.17
2	10	2018	8	10	58	7:10 AM	0.32	-0.1
2	10	2018	8	11	8	7:11 AM	-0.12	0.09
2	10	2018	8	11	18	7:11 AM	-0.04	-0.27
2	10	2018	8	11	28	7:11 AM	56.17	0.9
2	10	2018	8	11	38	7:11 AM	348.19	1.47
2	10	2018	8	11	48	7:11 AM	302.29	1.09
2	10	2018	8	11	58	7:11 AM	294.3	0.96
2	10	2018	8	12	8	7:12 AM	90.38	0.55
2	10	2018	8	12	18	7:12 AM	3.01	0.76
2	10	2018	8	12	28	7:12 AM	1.47	1.77
2	10	2018	8	12	38	7:12 AM	3.32	1.51
2	10	2018	8	12	48	7:12 AM	3.88	1.16
2	10	2018	8	12	58	7:12 AM	3.59	1.07
2	10	2018	8	13	8	7:13 AM	2.87	1.16

month	day	year	hour	minute	sec	Time	SS vs IA	IA vs OA
2	10	2018	8	13	18	7:13 AM	2.92	1.31
2	10	2018	8	13	28	7:13 AM	2.13	1.33
2	10	2018	8	13	38	7:13 AM	1.99	1.42
2	10	2018	8	13	48	7:13 AM	2.74	0.91
2	10	2018	8	13	58	7:13 AM	2.08	0.83
2	10	2018	8	14	8	7:14 AM	2.22	0.36
2	10	2018	8	14	18	7:14 AM	1.72	0.54
2	10	2018	8	14	28	7:14 AM	0.96	0.55
2	10	2018	8	14	38	7:14 AM	0.88	0.38
2	10	2018	8	14	48	7:14 AM	0.43	0.38
2	10	2018	8	14	58	7:14 AM	-0.64	0.99
2	10	2018	8	15	8	7:15 AM	-0.43	0.67
2	10	2018	8	15	18	7:15 AM	-0.72	0.52
2	10	2018	8	15	28	7:15 AM	-0.89	0.51
2	10	2018	8	15	38	7:15 AM	-1.84	0.62
2	10	2018	8	15	48	7:15 AM	-2.12	0.66
2	10	2018	8	15	58	7:15 AM	-1.62	0.82
2	10	2018	8	16	8	7:16 AM	-1.84	0.74
2	10	2018	8	16	18	7:16 AM	-2.35	0.16
2	10	2018	8	16	28	7:16 AM	-1.72	-0.09
2	10	2018	8	16	38	7:16 AM	-1.95	0.07
2	10	2018	8	16	48	7:16 AM	-2.01	0.17
2	10	2018	8	16	58	7:16 AM	-2.59	0.37
2	10	2018	8	17	8	7:17 AM	-3.4	1.01
2	10	2018	8	17	18	7:17 AM	-3.05	0.97
2	10	2018	8	17	28	7:17 AM	-2.4	0.65
2	10	2018	8	17	38	7:17 AM	-2.44	0.63
2	10	2018	8	17	48	7:17 AM	-2.37	0.6
2	10	2018	8	17	58	7:17 AM	-2.24	0.96
2	10	2018	8	18	8	7:18 AM	-1.63	1.01
2	10	2018	8	18	18	7:18 AM	-1.69	1.13
2	10	2018	8	18	28	7:18 AM	-1.53	1.1
2	10	2018	8	18	38	7:18 AM	-1.51	1.25
2	10	2018	8	18	48	7:18 AM	-1.02	0.64
2	10	2018	8	18	58	7:18 AM	-0.36	0.89
2	10	2018	8	19	8	7:19 AM	0.25	0.94
2	10	2018	8	19	18	7:19 AM	0.59	0.37
2	10	2018	8	19	28	7:19 AM	0.7	0.76
2	10	2018	8	19	38	7:19 AM	0.38	0.7
2	10	2018	8	19	48	7:19 AM	0.95	0.69
2	10	2018	8	19	58	7:19 AM	1.07	1.32
2	10	2018	8	20	8	7:20 AM	0.98	1.24
2	10	2018	8	20	18	7:20 AM	1.61	0.87
2	10	2018	8	20	28	7:20 AM	2.39	0.73
2	10	2018	8	20	38	7:20 AM	2.55	1.22
2	10	2018	8	20	48	7:20 AM	2.47	1.2

month	day	year	hour	minute	sec	Time	SS vs IA	IA vs OA
2	10	2018	8	20	58	7:20 AM	2.13	1.37
2	10	2018	8	21	8	7:21 AM	2.81	1.19
2	10	2018	8	21	18	7:21 AM	2.93	0.86
2	10	2018	8	21	28	7:21 AM	2.03	1
2	10	2018	8	21	38	7:21 AM	1.42	1.19
2	10	2018	8	21	48	7:21 AM	2.21	0.82
2	10	2018	8	21	58	7:21 AM	1.73	0.98
2	10	2018	8	22	8	7:22 AM	1.25	0.91
2	10	2018	8	22	18	7:22 AM	1.36	0.75
2	10	2018	8	22	28	7:22 AM	1.58	0.9
2	10	2018	8	22	38	7:22 AM	1.38	0.94
2	10	2018	8	22	48	7:22 AM	1.32	0.86
2	10	2018	8	22	58	7:22 AM	1.54	0.76
2	10	2018	8	23	8	7:23 AM	1.3	0.81
2	10	2018	8	23	18	7:23 AM	0.58	1.01
2	10	2018	8	23	28	7:23 AM	0.32	0.96
2	10	2018	8	23	38	7:23 AM	0.04	0.7
2	10	2018	8	23	48	7:23 AM	-0.19	0.67
2	10	2018	8	23	58	7:23 AM	-1.47	1
2	10	2018	8	24	8	7:24 AM	-1.28	0.88
2	10	2018	8	24	18	7:24 AM	-0.32	0.52
2	10	2018	8	24	28	7:24 AM	-0.55	0.68
2	10	2018	8	24	38	7:24 AM	-0.88	0.59
2	10	2018	8	24	48	7:24 AM	-1.05	0.51
2	10	2018	8	24	58	7:24 AM	-1.19	0.96
2	10	2018	8	25	8	7:25 AM	-0.91	0.83
2	10	2018	8	25	18	7:25 AM	-0.11	0.69
2	10	2018	8	25	28	7:25 AM	-0.22	0.65
2	10	2018	8	25	38	7:25 AM	-0.51	0.61
2	10	2018	8	25	48	7:25 AM	-0.34	0.43
2	10	2018	8	25	58	7:25 AM	-0.26	0.5
2	10	2018	8	26	8	7:26 AM	-0.32	0.5
2	10	2018	8	26	18	7:26 AM	-0.29	0.68
2	10	2018	8	26	28	7:26 AM	-0.66	0.68
2	10	2018	8	26	38	7:26 AM	-0.7	0.62
2	10	2018	8	26	48	7:26 AM	-0.35	0.53
2	10	2018	8	26	58	7:26 AM	-0.33	0.5
2	10	2018	8	27	8	7:27 AM	-0.6	0.65
2	10	2018	8	27	18	7:27 AM	-0.68	0.65
2	10	2018	8	27	28	7:27 AM	-0.33	0.61
2	10	2018	8	27	38	7:27 AM	-0.12	0.66
2	10	2018	8	27	48	7:27 AM	-0.23	0.52
2	10	2018	8	27	58	7:27 AM	-0.34	0.43
2	10	2018	8	28	8	7:28 AM	-0.78	0.4
2	10	2018	8	28	18	7:28 AM	-1.37	0.5
2	10	2018	8	28	28	7:28 AM	-1.28	0.42

month	day	year	hour	minute	sec	Time	SS vs IA	IA vs OA
2	10	2018	8	28	38	7:28 AM	-1.05	0.41
2	10	2018	8	28	48	7:28 AM	-0.7	0.57
2	10	2018	8	28	58	7:28 AM	-1.19	0.73
2	10	2018	8	29	8	7:29 AM	-1.31	0.72
2	10	2018	8	29	18	7:29 AM	-0.35	0.34
2	10	2018	8	29	28	7:29 AM	-0.3	0.43
2	10	2018	8	29	38	7:29 AM	0.1	0.31
2	10	2018	8	29	48	7:29 AM	0.33	0.23
2	10	2018	8	29	58	7:29 AM	0.21	0.22
2	10	2018	8	30	8	7:30 AM	0.28	0.29
2	10	2018	8	30	18	7:30 AM	0.19	0.4
2	10	2018	8	30	28	7:30 AM	0.6	0.71
2	10	2018	8	30	38	7:30 AM	0.2	1.14
2	10	2018	8	30	48	7:30 AM	0.95	0.42
2	10	2018	8	30	58	7:30 AM	0.91	0.6
2	10	2018	8	31	8	7:31 AM	1.18	0.46
2	10	2018	8	31	18	7:31 AM	1.2	0.36
2	10	2018	8	31	28	7:31 AM	0.85	0.71
2	10	2018	8	31	38	7:31 AM	0.47	0.75
2	10	2018	8	31	48	7:31 AM	0.01	0.79
2	10	2018	8	31	58	7:31 AM	0.02	0.7
2	10	2018	8	32	8	7:32 AM	-0.36	0.74
2	10	2018	8	32	18	7:32 AM	-0.67	0.75
2	10	2018	8	32	28	7:32 AM	-0.59	0.51
2	10	2018	8	32	38	7:32 AM	-0.32	0.51
2	10	2018	8	32	48	7:32 AM	-0.13	0.62
2	10	2018	8	32	58	7:32 AM	-0.07	0.71
2	10	2018	8	33	8	7:33 AM	-0.07	0.61
2	10	2018	8	33	18	7:33 AM	0.31	0.71
2	10	2018	8	33	28	7:33 AM	0.7	0.64
2	10	2018	8	33	38	7:33 AM	0.84	0.68
2	10	2018	8	33	48	7:33 AM	1.13	0.49
2	10	2018	8	33	58	7:33 AM	1.34	0.43
2	10	2018	8	34	8	7:34 AM	1.24	0.54
2	10	2018	8	34	18	7:34 AM	1.32	0.67
2	10	2018	8	34	28	7:34 AM	1.36	0.68
2	10	2018	8	34	38	7:34 AM	1.09	0.83
2	10	2018	8	34	48	7:34 AM	1.12	0.67
2	10	2018	8	34	58	7:34 AM	1.22	0.57
2	10	2018	8	35	8	7:35 AM	1.34	0.54
2	10	2018	8	35	18	7:35 AM	1.28	0.53
2	10	2018	8	35	28	7:35 AM	1.03	0.61
2	10	2018	8	35	38	7:35 AM	0.67	0.63
2	10	2018	8	35	48	7:35 AM	0.05	0.92
2	10	2018	8	35	58	7:35 AM	-0.2	0.81
2	10	2018	8	36	8	7:36 AM	0.3	0.61

month	day	year	hour	minute	sec	Time	SS vs IA	IA vs OA
2	10	2018	8	36	18	7:36 AM	0.16	0.6
2	10	2018	8	36	28	7:36 AM	-0.06	0.4
2	10	2018	8	36	38	7:36 AM	-0.23	0.54
2	10	2018	8	36	48	7:36 AM	-0.29	0.66
2	10	2018	8	36	58	7:36 AM	-0.25	0.59
2	10	2018	8	37	8	7:37 AM	-0.03	0.47
2	10	2018	8	37	18	7:37 AM	-0.18	0.46
2	10	2018	8	37	28	7:37 AM	0.16	0.41
2	10	2018	8	37	38	7:37 AM	-0.32	0.75
2	10	2018	8	37	48	7:37 AM	-0.36	0.63
2	10	2018	8	37	58	7:37 AM	0.03	0.58
2	10	2018	8	38	8	7:38 AM	0.05	0.69
2	10	2018	8	38	18	7:38 AM	-0.03	0.73
2	10	2018	8	38	28	7:38 AM	-0.01	0.62
2	10	2018	8	38	38	7:38 AM	-0.14	0.82
2	10	2018	8	38	48	7:38 AM	0.14	0.78
2	10	2018	8	38	58	7:38 AM	0.23	0.73
2	10	2018	8	39	8	7:39 AM	0.66	0.67
2	10	2018	8	39	18	7:39 AM	0.66	0.75
2	10	2018	8	39	28	7:39 AM	0.6	0.88
2	10	2018	8	39	38	7:39 AM	0.8	0.84
2	10	2018	8	39	48	7:39 AM	0.71	0.82
2	10	2018	8	39	58	7:39 AM	0.73	0.83
2	10	2018	8	40	8	7:40 AM	1.15	0.58
2	10	2018	8	40	18	7:40 AM	1.8	0.33
2	10	2018	8	40	28	7:40 AM	1.35	0.47
2	10	2018	8	40	38	7:40 AM	1.19	0.57
2	10	2018	8	40	48	7:40 AM	1.33	0.51
2	10	2018	8	40	58	7:40 AM	1.25	0.72
2	10	2018	8	41	8	7:41 AM	0.89	0.73
2	10	2018	8	41	18	7:41 AM	1.05	0.77
2	10	2018	8	41	28	7:41 AM	1.17	0.8
2	10	2018	8	41	38	7:41 AM	1.18	0.62
2	10	2018	8	41	48	7:41 AM	0.93	0.73
2	10	2018	8	41	58	7:41 AM	0.58	0.7
2	10	2018	8	42	8	7:42 AM	0.52	0.71
2	10	2018	8	42	18	7:42 AM	0.73	0.53
2	10	2018	8	42	28	7:42 AM	0.82	0.56
2	10	2018	8	42	38	7:42 AM	0.53	0.86
2	10	2018	8	42	48	7:42 AM	0.53	0.86
2	10	2018	8	42	58	7:42 AM	0.79	0.89
2	10	2018	8	43	8	7:43 AM	0.13	1.19
2	10	2018	8	43	18	7:43 AM	1.27	0.71
2	10	2018	8	43	28	7:43 AM	1.51	0.85
2	10	2018	8	43	38	7:43 AM	0.74	0.86
2	10	2018	8	43	48	7:43 AM	0.26	0.99

month	day	year	hour	minute	sec	Time	SS vs IA	IA vs OA
2	10	2018	8	43	58	7:43 AM	1.87	0.74
2	10	2018	8	44	8	7:44 AM	1.65	0.66
2	10	2018	8	44	18	7:44 AM	1.02	0.62
2	10	2018	8	44	28	7:44 AM	0.82	0.76
2	10	2018	8	44	38	7:44 AM	0.57	0.74
2	10	2018	8	44	48	7:44 AM	0.33	0.88
2	10	2018	8	44	58	7:44 AM	0.37	0.88
2	10	2018	8	45	8	7:45 AM	-0.07	1.16
2	10	2018	8	45	18	7:45 AM	-0.43	1.13
2	10	2018	8	45	28	7:45 AM	0.06	0.89
2	10	2018	8	45	38	7:45 AM	0.25	0.85
2	10	2018	8	45	48	7:45 AM	0.32	0.78
2	10	2018	8	45	58	7:45 AM	0.44	0.76
2	10	2018	8	46	8	7:46 AM	0.54	0.76
2	10	2018	8	46	18	7:46 AM	0.93	0.66
2	10	2018	8	46	28	7:46 AM	0.65	0.74
2	10	2018	8	46	38	7:46 AM	1.09	0.75
2	10	2018	8	46	48	7:46 AM	0.91	0.92
2	10	2018	8	46	58	7:46 AM	1.69	0.72
2	10	2018	8	47	8	7:47 AM	1.51	0.8
2	10	2018	8	47	18	7:47 AM	1.14	0.93
2	10	2018	8	47	28	7:47 AM	1.83	1.17
2	10	2018	8	47	38	7:47 AM	1.93	1.02
2	10	2018	8	47	48	7:47 AM	1.99	0.74
2	10	2018	8	47	58	7:47 AM	2.17	0.92
2	10	2018	8	48	8	7:48 AM	1.78	1.03
2	10	2018	8	48	18	7:48 AM	2.19	0.87
2	10	2018	8	48	28	7:48 AM	1.61	1.15
2	10	2018	8	48	38	7:48 AM	1.32	0.83
2	10	2018	8	48	48	7:48 AM	1.19	0.68
2	10	2018	8	48	58	7:48 AM	-0.09	0.97
2	10	2018	8	49	8	7:49 AM	-0.24	0.99
2	10	2018	8	49	18	7:49 AM	0.13	0.79
2	10	2018	8	49	28	7:49 AM	0.22	0.63
2	10	2018	8	49	38	7:49 AM	-0.21	0.59
2	10	2018	8	49	48	7:49 AM	-0.84	0.88
2	10	2018	8	49	58	7:49 AM	-0.98	0.84
2	10	2018	8	50	8	7:50 AM	-0.58	0.59
2	10	2018	8	50	18	7:50 AM	-0.81	0.59
2	10	2018	8	50	28	7:50 AM	-0.92	0.7
2	10	2018	8	50	38	7:50 AM	-1.15	0.76
2	10	2018	8	50	48	7:50 AM	-1.19	0.74
2	10	2018	8	50	58	7:50 AM	-0.97	0.81
2	10	2018	8	51	8	7:51 AM	-1.7	1.17
2	10	2018	8	51	18	7:51 AM	-1.59	0.99
2	10	2018	8	51	28	7:51 AM	-0.31	0.71

month	day	year	hour	minute	sec	Time	SS vs IA	IA vs OA
2	10	2018	8	51	38	7:51 AM	-0.14	0.76
2	10	2018	8	51	48	7:51 AM	0.41	0.43
2	10	2018	8	51	58	7:51 AM	0.42	0.54
2	10	2018	8	52	8	7:52 AM	0.43	0.54
2	10	2018	8	52	18	7:52 AM	0.58	0.61
2	10	2018	8	52	28	7:52 AM	0.92	0.57
2	10	2018	8	52	38	7:52 AM	0.56	0.68
2	10	2018	8	52	48	7:52 AM	0.66	0.58
2	10	2018	8	52	58	7:52 AM	0.73	0.63
2	10	2018	8	53	8	7:53 AM	0.85	0.53
2	10	2018	8	53	18	7:53 AM	1.14	0.7
2	10	2018	8	53	28	7:53 AM	1.12	0.75
2	10	2018	8	53	38	7:53 AM	1.12	0.5
2	10	2018	8	53	48	7:53 AM	1.04	0.33
2	10	2018	8	53	58	7:53 AM	0.98	0.25
2	10	2018	8	54	8	7:54 AM	0.72	0.39
2	10	2018	8	54	18	7:54 AM	0.28	0.67
2	10	2018	8	54	28	7:54 AM	0.09	0.77
2	10	2018	8	54	38	7:54 AM	0.06	0.73
2	10	2018	8	54	48	7:54 AM	-0.83	1.11
2	10	2018	8	54	58	7:54 AM	-0.9	0.97
2	10	2018	8	55	8	7:55 AM	-0.36	0.83
2	10	2018	8	55	18	7:55 AM	-0.46	0.62
2	10	2018	8	55	28	7:55 AM	-0.61	0.33
2	10	2018	8	55	38	7:55 AM	-0.93	0.25
2	10	2018	8	55	48	7:55 AM	-1.76	0.66
2	10	2018	8	55	58	7:55 AM	-2.82	0.98
2	10	2018	8	56	8	7:56 AM	-3.34	1.22
2	10	2018	8	56	18	7:56 AM	-3.42	1.3
2	10	2018	8	56	28	7:56 AM	-2.97	1.19
2	10	2018	8	56	38	7:56 AM	-2.91	0.96
2	10	2018	8	56	48	7:56 AM	-3.16	1.04
2	10	2018	8	56	58	7:56 AM	-3.34	1.15
2	10	2018	8	57	8	7:57 AM	-2.51	0.96
2	10	2018	8	57	18	7:57 AM	-2.28	1.02
2	10	2018	8	57	28	7:57 AM	-2.26	0.83
2	10	2018	8	57	38	7:57 AM	-2.09	1.1
2	10	2018	8	57	48	7:57 AM	-1.8	1.32
2	10	2018	8	57	58	7:57 AM	-1.4	1.27
2	10	2018	8	58	8	7:58 AM	-0.66	0.88
2	10	2018	8	58	18	7:58 AM	0.27	0.78
2	10	2018	8	58	28	7:58 AM	0.14	0.84
2	10	2018	8	58	38	7:58 AM	0.76	0.6
2	10	2018	8	58	48	7:58 AM	0.5	0.71
2	10	2018	8	58	58	7:58 AM	0.93	0.47
2	10	2018	8	59	8	7:59 AM	0.78	0.69

month	day	year	hour	minute	sec	Time	SS vs IA	IA vs OA
2	10	2018	8	59	18	7:59 AM	0.57	0.94
2	10	2018	8	59	28	7:59 AM	0.17	1.01
2	10	2018	8	59	38	7:59 AM	0.15	0.86
2	10	2018	8	59	48	7:59 AM	0.11	0.79
2	10	2018	8	59	58	7:59 AM	0.09	0.57
2	10	2018	9	0	8	8:00 AM	0.02	0.49
2	10	2018	9	0	18	8:00 AM	-0.09	0.47
2	10	2018	9	0	28	8:00 AM	-0.65	0.76
2	10	2018	9	0	38	8:00 AM	-1.04	0.84
2	10	2018	9	0	48	8:00 AM	-1.18	0.83
2	10	2018	9	0	58	8:00 AM	-1.47	0.87
2	10	2018	9	1	8	8:01 AM	-1.79	1.07
2	10	2018	9	1	18	8:01 AM	-1.79	1.11
2	10	2018	9	1	28	8:01 AM	-1	0.8
2	10	2018	9	1	38	8:01 AM	-0.97	0.83
2	10	2018	9	1	48	8:01 AM	-1.23	0.99
2	10	2018	9	1	58	8:01 AM	-1.13	1.21
2	10	2018	9	2	8	8:02 AM	-0.26	0.94
2	10	2018	9	2	18	8:02 AM	-0.21	1.01
2	10	2018	9	2	28	8:02 AM	-0.12	1.1
2	10	2018	9	2	38	8:02 AM	0.21	0.99
2	10	2018	9	2	48	8:02 AM	0.44	1.03
2	10	2018	9	2	58	8:02 AM	0.78	1.01
2	10	2018	9	3	8	8:03 AM	0.72	0.86
2	10	2018	9	3	18	8:03 AM	0.89	0.82
2	10	2018	9	3	28	8:03 AM	0.77	0.8
2	10	2018	9	3	38	8:03 AM	0.55	0.95
2	10	2018	9	3	48	8:03 AM	-0.04	1.17
2	10	2018	9	3	58	8:03 AM	0.22	0.83
2	10	2018	9	4	8	8:04 AM	0.95	0.41
2	10	2018	9	4	18	8:04 AM	0.69	0.33
2	10	2018	9	4	28	8:04 AM	0.22	0.33
2	10	2018	9	4	38	8:04 AM	-0.02	0.38
2	10	2018	9	4	48	8:04 AM	-0.03	0.53
2	10	2018	9	4	58	8:04 AM	-0.62	0.78
2	10	2018	9	5	8	8:05 AM	-0.5	0.62
2	10	2018	9	5	18	8:05 AM	-0.36	0.58
2	10	2018	9	5	28	8:05 AM	-0.43	0.32
2	10	2018	9	5	38	8:05 AM	-0.41	0.34
2	10	2018	9	5	48	8:05 AM	-0.53	0.33
2	10	2018	9	5	58	8:05 AM	-0.55	0.3
2	10	2018	9	6	8	8:06 AM	-0.51	0.33
2	10	2018	9	6	18	8:06 AM	-0.71	0.39
2	10	2018	9	6	28	8:06 AM	-0.92	0.56
2	10	2018	9	6	38	8:06 AM	-0.91	0.58
2	10	2018	9	6	48	8:06 AM	-0.6	0.55

month	day	year	hour	minute	sec	Time	SS vs IA	IA vs OA
2	10	2018	9	6	58	8:06 AM	-0.46	0.6
2	10	2018	9	7	8	8:07 AM	-0.28	0.51
2	10	2018	9	7	18	8:07 AM	-0.25	0.34
2	10	2018	9	7	28	8:07 AM	0.09	0.13
2	10	2018	9	7	38	8:07 AM	-0.08	0.15
2	10	2018	9	7	48	8:07 AM	-0.15	0.17
2	10	2018	9	7	58	8:07 AM	0.07	0.25
2	10	2018	9	8	8	8:08 AM	-0.01	0.25
2	10	2018	9	8	18	8:08 AM	0.02	0.5
2	10	2018	9	8	28	8:08 AM	0.11	0.69
2	10	2018	9	8	38	8:08 AM	-0.33	0.88
2	10	2018	9	8	48	8:08 AM	-0.4	0.97
2	10	2018	9	8	58	8:08 AM	0.21	0.66
2	10	2018	9	9	8	8:09 AM	1.12	0.42
2	10	2018	9	9	18	8:09 AM	1.52	0.2
2	10	2018	9	9	28	8:09 AM	1.37	0.04
2	10	2018	9	9	38	8:09 AM	1.32	0.14
2	10	2018	9	9	48	8:09 AM	1.34	0.39
2	10	2018	9	9	58	8:09 AM	1.46	0.48
2	10	2018	9	10	8	8:10 AM	1.2	0.46
2	10	2018	9	10	18	8:10 AM	0.91	0.32
2	10	2018	9	10	28	8:10 AM	0.81	0.17
2	10	2018	9	10	38	8:10 AM	0.96	0.31
2	10	2018	9	10	48	8:10 AM	0.78	0.4
2	10	2018	9	10	58	8:10 AM	0.47	0.47
2	10	2018	9	11	8	8:11 AM	0.5	0.26
2	10	2018	9	11	18	8:11 AM	0.25	0.12
2	10	2018	9	11	28	8:11 AM	0.2	-0.03
2	10	2018	9	11	38	8:11 AM	-0.1	-0.01
2	10	2018	9	11	48	8:11 AM	-0.31	0.11
2	10	2018	9	11	58	8:11 AM	-0.88	0.17
2	10	2018	9	12	8	8:12 AM	-0.69	0.23
2	10	2018	9	12	18	8:12 AM	-1.18	0.45
2	10	2018	9	12	28	8:12 AM	-1.85	1.01
2	10	2018	9	12	38	8:12 AM	-2.19	1.31
2	10	2018	9	12	48	8:12 AM	-2.16	0.96
2	10	2018	9	12	58	8:12 AM	-1.47	0.9
2	10	2018	9	13	8	8:13 AM	-1.56	0.55
2	10	2018	9	13	18	8:13 AM	-1.04	0.5
2	10	2018	9	13	28	8:13 AM	-1.1	0.37
2	10	2018	9	13	38	8:13 AM	-1.39	0.49
2	10	2018	9	13	48	8:13 AM	-1.53	0.48
2	10	2018	9	13	58	8:13 AM	-1.69	0.52
2	10	2018	9	14	8	8:14 AM	-1.65	0.44
2	10	2018	9	14	18	8:14 AM	-1.58	0.4
2	10	2018	9	14	28	8:14 AM	-1.7	0.53

month	day	year	hour	minute	sec	Time	SS vs IA	IA vs OA
2	10	2018	9	14	38	8:14 AM	-2.04	0.7
2	10	2018	9	14	48	8:14 AM	-2.08	0.79
2	10	2018	9	14	58	8:14 AM	-1.68	0.46
2	10	2018	9	15	8	8:15 AM	-1.6	0.05
2	10	2018	9	15	18	8:15 AM	-1.56	0.24
2	10	2018	9	15	28	8:15 AM	-1.39	0.21
2	10	2018	9	15	38	8:15 AM	-1.23	0.19
2	10	2018	9	15	48	8:15 AM	-1.1	0.19
2	10	2018	9	15	58	8:15 AM	-1.15	0.16
2	10	2018	9	16	8	8:16 AM	-1.13	0.73
2	10	2018	9	16	18	8:16 AM	-0.9	0.59
2	10	2018	9	16	28	8:16 AM	-0.43	0.18
2	10	2018	9	16	38	8:16 AM	-0.57	0.36
2	10	2018	9	16	48	8:16 AM	-0.78	0.25
2	10	2018	9	16	58	8:16 AM	-0.94	0.53
2	10	2018	9	17	8	8:17 AM	-1.16	0.84
2	10	2018	9	17	18	8:17 AM	-0.18	0.52
2	10	2018	9	17	28	8:17 AM	0.01	0.71
2	10	2018	9	17	38	8:17 AM	0.49	0.53
2	10	2018	9	17	48	8:17 AM	0.57	0.43
2	10	2018	9	17	58	8:17 AM	0.54	0.44
2	10	2018	9	18	8	8:18 AM	0.24	0.63
2	10	2018	9	18	18	8:18 AM	0.17	0.8
2	10	2018	9	18	28	8:18 AM	-0.29	0.98
2	10	2018	9	18	38	8:18 AM	-0.11	0.84
2	10	2018	9	18	48	8:18 AM	-0.12	0.75
2	10	2018	9	18	58	8:18 AM	-0.45	0.83
2	10	2018	9	19	8	8:19 AM	-0.44	0.81
2	10	2018	9	19	18	8:19 AM	-0.28	0.76
2	10	2018	9	19	28	8:19 AM	-0.16	0.57
2	10	2018	9	19	38	8:19 AM	-0.01	0.54
2	10	2018	9	19	48	8:19 AM	0.03	0.3
2	10	2018	9	19	58	8:19 AM	-0.1	0.2
2	10	2018	9	20	8	8:20 AM	-0.3	0.29
2	10	2018	9	20	18	8:20 AM	-0.42	0.38
2	10	2018	9	20	28	8:20 AM	-0.42	0.37
2	10	2018	9	20	38	8:20 AM	-0.74	0.44
2	10	2018	9	20	48	8:20 AM	-0.85	0.56
2	10	2018	9	20	58	8:20 AM	-0.81	0.55
2	10	2018	9	21	8	8:21 AM	-0.96	0.66
2	10	2018	9	21	18	8:21 AM	-0.57	0.55
2	10	2018	9	21	28	8:21 AM	-0.58	0.87
2	10	2018	9	21	38	8:21 AM	-0.51	1
2	10	2018	9	21	48	8:21 AM	0.3	0.48
2	10	2018	9	21	58	8:21 AM	0.83	0.41
2	10	2018	9	22	8	8:22 AM	0.69	0.53

month	day	year	hour	minute	sec	Time	SS vs IA	IA vs OA
2	10	2018	9	22	18	8:22 AM	0.99	0.5
2	10	2018	9	22	28	8:22 AM	0.83	0.52
2	10	2018	9	22	38	8:22 AM	0.74	0.64
2	10	2018	9	22	48	8:22 AM	0.93	0.33
2	10	2018	9	22	58	8:22 AM	1.17	0.16
2	10	2018	9	23	8	8:23 AM	0.75	0.35
2	10	2018	9	23	18	8:23 AM	0.63	0.59
2	10	2018	9	23	28	8:23 AM	1.07	0.56
2	10	2018	9	23	38	8:23 AM	1.07	0.53
2	10	2018	9	23	48	8:23 AM	0.95	0.47
2	10	2018	9	23	58	8:23 AM	0.39	0.55
2	10	2018	9	24	8	8:24 AM	0.65	0.55
2	10	2018	9	24	18	8:24 AM	0.43	0.59
2	10	2018	9	24	28	8:24 AM	0.33	0.82
2	10	2018	9	24	38	8:24 AM	-0.03	0.76
2	10	2018	9	24	48	8:24 AM	0.34	0.62
2	10	2018	9	24	58	8:24 AM	0.51	0.54
2	10	2018	9	25	8	8:25 AM	0.47	0.5
2	10	2018	9	25	18	8:25 AM	0.45	0.41
2	10	2018	9	25	28	8:25 AM	0.08	0.43
2	10	2018	9	25	38	8:25 AM	0.11	0.56
2	10	2018	9	25	48	8:25 AM	-0.32	0.78
2	10	2018	9	25	58	8:25 AM	-0.51	0.52
2	10	2018	9	26	8	8:26 AM	-0.34	0.66
2	10	2018	9	26	18	8:26 AM	-0.47	0.55
2	10	2018	9	26	28	8:26 AM	-0.25	0.39
2	10	2018	9	26	38	8:26 AM	-0.17	0.32
2	10	2018	9	26	48	8:26 AM	0.01	0.19
2	10	2018	9	26	58	8:26 AM	-0.22	0.35
2	10	2018	9	27	8	8:27 AM	-0.37	0.46
2	10	2018	9	27	18	8:27 AM	-0.39	0.39
2	10	2018	9	27	28	8:27 AM	-0.13	0.42
2	10	2018	9	27	38	8:27 AM	-0.35	0.63
2	10	2018	9	27	48	8:27 AM	-0.45	0.66
2	10	2018	9	27	58	8:27 AM	-0.33	0.63
2	10	2018	9	28	8	8:28 AM	0.07	0.43
2	10	2018	9	28	18	8:28 AM	-0.32	0.58
2	10	2018	9	28	28	8:28 AM	-0.27	0.51
2	10	2018	9	28	38	8:28 AM	-0.11	0.27
2	10	2018	9	28	48	8:28 AM	0.22	0.15
2	10	2018	9	28	58	8:28 AM	0.88	0.41
2	10	2018	9	29	8	8:29 AM	-0.26	0.09
2	10	2018	9	29	18	8:29 AM	0.15	0.28
2	10	2018	9	29	28	8:29 AM	0.05	0.26
2	10	2018	9	29	38	8:29 AM	-0.11	0.33
2	10	2018	9	29	48	8:29 AM	-0.05	0.43

month	day	year	hour	minute	sec	Time	SS vs IA	IA vs OA
2	10	2018	9	29	58	8:29 AM	-0.11	0.64
2	10	2018	9	30	8	8:30 AM	-0.01	0.61
2	10	2018	9	30	18	8:30 AM	0.09	0.56
2	10	2018	9	30	28	8:30 AM	0.18	0.58
2	10	2018	9	30	38	8:30 AM	0.79	0.31
2	10	2018	9	30	48	8:30 AM	1.02	0.2
2	10	2018	9	30	58	8:30 AM	0.88	0.16
2	10	2018	9	31	8	8:31 AM	0.62	0.26
2	10	2018	9	31	18	8:31 AM	0.57	0.36
2	10	2018	9	31	28	8:31 AM	0.87	0.49
2	10	2018	9	31	38	8:31 AM	0.82	0.65
2	10	2018	9	31	48	8:31 AM	0.7	0.51
2	10	2018	9	31	58	8:31 AM	0.55	0.44
2	10	2018	9	32	8	8:32 AM	0.62	0.36
2	10	2018	9	32	18	8:32 AM	0.71	0.29
2	10	2018	9	32	28	8:32 AM	0.58	0.41
2	10	2018	9	32	38	8:32 AM	0.42	0.39
2	10	2018	9	32	48	8:32 AM	0.5	0.34
2	10	2018	9	32	58	8:32 AM	0.32	0.42
2	10	2018	9	33	8	8:33 AM	0.08	0.44
2	10	2018	9	33	18	8:33 AM	-0.17	0.6
2	10	2018	9	33	28	8:33 AM	-0.08	0.62
2	10	2018	9	33	38	8:33 AM	0.19	0.52
2	10	2018	9	33	48	8:33 AM	-0.16	0.71
2	10	2018	9	33	58	8:33 AM	-0.2	0.55
2	10	2018	9	34	8	8:34 AM	-0.86	0.79
2	10	2018	9	34	18	8:34 AM	-0.34	0.71
2	10	2018	9	34	28	8:34 AM	0.29	0.43
2	10	2018	9	34	38	8:34 AM	0.42	0.51
2	10	2018	9	34	48	8:34 AM	0.81	0.43
2	10	2018	9	34	58	8:34 AM	0.4	0.61
2	10	2018	9	35	8	8:35 AM	0.22	0.69
2	10	2018	9	35	18	8:35 AM	-0.01	0.78
2	10	2018	9	35	28	8:35 AM	-0.05	0.79
2	10	2018	9	35	38	8:35 AM	0.48	0.55
2	10	2018	9	35	48	8:35 AM	0.33	0.83
2	10	2018	9	35	58	8:35 AM	0.66	0.78
2	10	2018	9	36	8	8:36 AM	0.48	1
2	10	2018	9	36	18	8:36 AM	0.34	1.07
2	10	2018	9	36	28	8:36 AM	0.89	0.82
2	10	2018	9	36	38	8:36 AM	1.02	0.76
2	10	2018	9	36	48	8:36 AM	0.98	0.66
2	10	2018	9	36	58	8:36 AM	1.16	0.56
2	10	2018	9	37	8	8:37 AM	1.27	0.51
2	10	2018	9	37	18	8:37 AM	1.61	0.41
2	10	2018	9	37	28	8:37 AM	1.51	0.65

month	day	year	hour	minute	sec	Time	SS vs IA	IA vs OA
2	10	2018	9	37	38	8:37 AM	1.32	0.75
2	10	2018	9	37	48	8:37 AM	1.04	0.82
2	10	2018	9	37	58	8:37 AM	1.19	0.85
2	10	2018	9	38	8	8:38 AM	1.28	0.79
2	10	2018	9	38	18	8:38 AM	1.2	0.69
2	10	2018	9	38	28	8:38 AM	1.13	0.59
2	10	2018	9	38	38	8:38 AM	0.9	0.64
2	10	2018	9	38	48	8:38 AM	0.82	0.72
2	10	2018	9	38	58	8:38 AM	1.15	0.69
2	10	2018	9	39	8	8:39 AM	1.46	0.61
2	10	2018	9	39	18	8:39 AM	1.71	0.43
2	10	2018	9	39	28	8:39 AM	1.58	0.39
2	10	2018	9	39	38	8:39 AM	1.23	0.46
2	10	2018	9	39	48	8:39 AM	1.06	0.63
2	10	2018	9	39	58	8:39 AM	0.87	0.59
2	10	2018	9	40	8	8:40 AM	0.82	0.62
2	10	2018	9	40	18	8:40 AM	0.86	0.63
2	10	2018	9	40	28	8:40 AM	0.74	0.51
2	10	2018	9	40	38	8:40 AM	0.47	0.55
2	10	2018	9	40	48	8:40 AM	0.43	0.71
2	10	2018	9	40	58	8:40 AM	0.64	0.61
2	10	2018	9	41	8	8:41 AM	0.56	0.55
2	10	2018	9	41	18	8:41 AM	0.45	0.55
2	10	2018	9	41	28	8:41 AM	0.6	0.35
2	10	2018	9	41	38	8:41 AM	0.43	0.36
2	10	2018	9	41	48	8:41 AM	0.28	0.46
2	10	2018	9	41	58	8:41 AM	0.28	0.52
2	10	2018	9	42	8	8:42 AM	0.52	0.64
2	10	2018	9	42	18	8:42 AM	0.42	0.65
2	10	2018	9	42	28	8:42 AM	0.26	0.69
2	10	2018	9	42	38	8:42 AM	0.05	0.64
2	10	2018	9	42	48	8:42 AM	0.13	0.75
2	10	2018	9	42	58	8:42 AM	-0.09	0.91
2	10	2018	9	43	8	8:43 AM	0.34	0.74
2	10	2018	9	43	18	8:43 AM	0.85	0.48
2	10	2018	9	43	28	8:43 AM	1.1	0.41
2	10	2018	9	43	38	8:43 AM	0.96	0.56
2	10	2018	9	43	48	8:43 AM	0.76	0.55
2	10	2018	9	43	58	8:43 AM	0.4	0.9
2	10	2018	9	44	8	8:44 AM	0.48	0.63
2	10	2018	9	44	18	8:44 AM	0.56	0.7
2	10	2018	9	44	28	8:44 AM	0.56	0.8
2	10	2018	9	44	38	8:44 AM	0.02	1.08
2	10	2018	9	44	48	8:44 AM	0.15	1.02
2	10	2018	9	44	58	8:44 AM	0.15	0.81
2	10	2018	9	45	8	8:45 AM	-0.2	0.78

month	day	year	hour	minute	sec	Time	SS vs IA	IA vs OA
2	10	2018	9	45	18	8:45 AM	-0.73	0.87
2	10	2018	9	45	28	8:45 AM	0.19	1.1
2	10	2018	9	45	38	8:45 AM	-0.57	1.42
2	10	2018	9	45	48	8:45 AM	-0.33	1.27
2	10	2018	9	45	58	8:45 AM	-0.11	0.69
2	10	2018	9	46	8	8:46 AM	-0.35	0.97
2	10	2018	9	46	18	8:46 AM	-0.63	1.01
2	10	2018	9	46	28	8:46 AM	-0.39	0.9
2	10	2018	9	46	38	8:46 AM	-0.01	0.92
2	10	2018	9	46	48	8:46 AM	0.02	0.95
2	10	2018	9	46	58	8:46 AM	0.33	0.7
2	10	2018	9	47	8	8:47 AM	-0.14	0.67
2	10	2018	9	47	18	8:47 AM	-0.42	0.86
2	10	2018	9	47	28	8:47 AM	-0.78	1.12
2	10	2018	9	47	38	8:47 AM	-0.48	1.07
2	10	2018	9	47	48	8:47 AM	-0.19	0.68
2	10	2018	9	47	58	8:47 AM	-0.5	0.67
2	10	2018	9	48	8	8:48 AM	-0.98	0.92
2	10	2018	9	48	18	8:48 AM	-1.19	0.98
2	10	2018	9	48	28	8:48 AM	-0.6	0.86
2	10	2018	9	48	38	8:48 AM	0.01	0.68
2	10	2018	9	48	48	8:48 AM	-0.29	0.46
2	10	2018	9	48	58	8:48 AM	-0.56	0.19
2	10	2018	9	49	8	8:49 AM	-0.83	0.41
2	10	2018	9	49	18	8:49 AM	-1.25	0.75
2	10	2018	9	49	28	8:49 AM	-1.09	0.73
2	10	2018	9	49	38	8:49 AM	-0.78	0.6
2	10	2018	9	49	48	8:49 AM	-0.7	0.67
2	10	2018	9	49	58	8:49 AM	-1.29	0.67
2	10	2018	9	50	8	8:50 AM	-1.47	0.71
2	10	2018	9	50	18	8:50 AM	-1.16	0.77
2	10	2018	9	50	28	8:50 AM	-1.29	0.78
2	10	2018	9	50	38	8:50 AM	-1.25	0.63
2	10	2018	9	50	48	8:50 AM	-1.19	0.51
2	10	2018	9	50	58	8:50 AM	-1.24	0.6
2	10	2018	9	51	8	8:51 AM	-1.76	0.61
2	10	2018	9	51	18	8:51 AM	-1.8	0.95
2	10	2018	9	51	28	8:51 AM	-1.69	0.67
2	10	2018	9	51	38	8:51 AM	-1.31	0.43
2	10	2018	9	51	48	8:51 AM	-0.98	0.34
2	10	2018	9	51	58	8:51 AM	-1.02	0.38
2	10	2018	9	52	8	8:52 AM	-1	0.4
2	10	2018	9	52	18	8:52 AM	-0.96	0.33
2	10	2018	9	52	28	8:52 AM	-0.74	0.19
2	10	2018	9	52	38	8:52 AM	-0.54	0.19
2	10	2018	9	52	48	8:52 AM	-0.96	0.45

month	day	year	hour	minute	sec	Time	SS vs IA	IA vs OA
2	10	2018	9	52	58	8:52 AM	-0.79	0.23
2	10	2018	9	53	8	8:53 AM	-1.09	0.44
2	10	2018	9	53	18	8:53 AM	-1.33	0.85
2	10	2018	9	53	28	8:53 AM	-0.79	0.68
2	10	2018	9	53	38	8:53 AM	-0.59	0.66
2	10	2018	9	53	48	8:53 AM	-0.42	0.73
2	10	2018	9	53	58	8:53 AM	-0.3	0.57
2	10	2018	9	54	8	8:54 AM	-0.03	0.53
2	10	2018	9	54	18	8:54 AM	-0.1	0.44
2	10	2018	9	54	28	8:54 AM	0.12	0.46
2	10	2018	9	54	38	8:54 AM	0.1	0.39
2	10	2018	9	54	48	8:54 AM	0.06	0.37
2	10	2018	9	54	58	8:54 AM	0.12	0.44
2	10	2018	9	55	8	8:55 AM	-0.01	0.43
2	10	2018	9	55	18	8:55 AM	-0.39	0.57
2	10	2018	9	55	28	8:55 AM	-0.61	0.65
2	10	2018	9	55	38	8:55 AM	-0.32	0.48
2	10	2018	9	55	48	8:55 AM	-0.03	0.28
2	10	2018	9	55	58	8:55 AM	-0.16	0.24
2	10	2018	9	56	8	8:56 AM	-0.21	0.15
2	10	2018	9	56	18	8:56 AM	-0.34	0.2
2	10	2018	9	56	28	8:56 AM	-0.29	0.23
2	10	2018	9	56	38	8:56 AM	-0.16	0.16
2	10	2018	9	56	48	8:56 AM	-0.37	0.17
2	10	2018	9	56	58	8:56 AM	-0.6	0.21
2	10	2018	9	57	8	8:57 AM	-0.83	0.26
2	10	2018	9	57	18	8:57 AM	-1.16	0.37
2	10	2018	9	57	28	8:57 AM	-1.23	0.33
2	10	2018	9	57	38	8:57 AM	-0.92	0.28
2	10	2018	9	57	48	8:57 AM	-0.88	0.23
2	10	2018	9	57	58	8:57 AM	-1.44	0.24
2	10	2018	9	58	8	8:58 AM	-1.64	0.21
2	10	2018	9	58	18	8:58 AM	-1.69	0.21
2	10	2018	9	58	28	8:58 AM	-1.87	0.36
2	10	2018	9	58	38	8:58 AM	-1.9	0.37
2	10	2018	9	58	48	8:58 AM	-2.02	0.4
2	10	2018	9	58	58	8:58 AM	-2.17	0.43
2	10	2018	9	59	8	8:59 AM	-2.23	0.26
2	10	2018	9	59	18	8:59 AM	-2.12	0.21
2	10	2018	9	59	28	8:59 AM	-2.07	0.26
2	10	2018	9	59	38	8:59 AM	-2.05	0.32
2	10	2018	9	59	48	8:59 AM	-2.03	0.28
2	10	2018	9	59	58	8:59 AM	-2.1	0.39
2	10	2018	10	0	8	9:00 AM	-2.07	0.46
2	10	2018	10	0	18	9:00 AM	-1.91	0.4
2	10	2018	10	0	28	9:00 AM	-1.75	0.34

month	day	year	hour	minute	sec	Time	SS vs IA	IA vs OA
2	10	2018	10	0	38	9:00 AM	-1.71	0.54
2	10	2018	10	0	48	9:00 AM	-1.74	0.57
2	10	2018	10	0	58	9:00 AM	-1.18	0.34
2	10	2018	10	1	8	9:01 AM	-0.6	0.22
2	10	2018	10	1	18	9:01 AM	-0.61	0.2
2	10	2018	10	1	28	9:01 AM	-0.46	0.28
2	10	2018	10	1	38	9:01 AM	-0.43	0.27
2	10	2018	10	1	48	9:01 AM	-0.45	0.29
2	10	2018	10	1	58	9:01 AM	-0.37	0.29
2	10	2018	10	2	8	9:02 AM	-0.44	0.45
2	10	2018	10	2	18	9:02 AM	-0.43	0.4
2	10	2018	10	2	28	9:02 AM	-0.79	0.59
2	10	2018	10	2	38	9:02 AM	-0.59	0.53
2	10	2018	10	2	48	9:02 AM	-0.68	0.46
2	10	2018	10	2	58	9:02 AM	-0.81	0.26
2	10	2018	10	3	8	9:03 AM	-0.9	0.29
2	10	2018	10	3	18	9:03 AM	-0.98	0.11
2	10	2018	10	3	28	9:03 AM	-1.16	0.11
2	10	2018	10	3	38	9:03 AM	-1.33	0.18
2	10	2018	10	3	48	9:03 AM	-1.26	0.22
2	10	2018	10	3	58	9:03 AM	-1.34	0.17
2	10	2018	10	4	8	9:04 AM	-1.55	0.05
2	10	2018	10	4	18	9:04 AM	-1.81	0.18
2	10	2018	10	4	28	9:04 AM	-1.91	0.32
2	10	2018	10	4	38	9:04 AM	-1.31	0.23
2	10	2018	10	4	48	9:04 AM	-1.44	0.27
2	10	2018	10	4	58	9:04 AM	-1.21	0.07
2	10	2018	10	5	8	9:05 AM	-1.33	0.34
2	10	2018	10	5	18	9:05 AM	-1.29	0.46
2	10	2018	10	5	28	9:05 AM	-1.27	0.5
2	10	2018	10	5	38	9:05 AM	-1.09	0.36
2	10	2018	10	5	48	9:05 AM	-1.2	0.42
2	10	2018	10	5	58	9:05 AM	-1.22	0.72
2	10	2018	10	6	8	9:06 AM	-0.98	0.33
2	10	2018	10	6	18	9:06 AM	-0.99	0.19
2	10	2018	10	6	28	9:06 AM	-1.28	0.64
2	10	2018	10	6	38	9:06 AM	-0.57	0.23
2	10	2018	10	6	48	9:06 AM	-0.29	0.24
2	10	2018	10	6	58	9:06 AM	-0.66	-0.01
2	10	2018	10	7	8	9:07 AM	-0.96	0.26
2	10	2018	10	7	18	9:07 AM	-1.22	0.51
2	10	2018	10	7	28	9:07 AM	-0.62	0.26
2	10	2018	10	7	38	9:07 AM	-0.44	-0.04
2	10	2018	10	7	48	9:07 AM	-1.04	0.38
2	10	2018	10	7	58	9:07 AM	-1.23	0.53
2	10	2018	10	8	8	9:08 AM	-0.75	0.48

month	day	year	hour	minute	sec	Time	SS vs IA	IA vs OA
2	10	2018	10	8	18	9:08 AM	-0.77	0.65
2	10	2018	10	8	28	9:08 AM	-0.74	0.5
2	10	2018	10	8	38	9:08 AM	-0.64	0.45
2	10	2018	10	8	48	9:08 AM	-0.41	0.46
2	10	2018	10	8	58	9:08 AM	0.1	0.45
2	10	2018	10	9	8	9:09 AM	-0.12	0.62
2	10	2018	10	9	18	9:09 AM	-0.15	0.64
2	10	2018	10	9	28	9:09 AM	-0.52	0.96
2	10	2018	10	9	38	9:09 AM	-0.72	0.99
2	10	2018	10	9	48	9:09 AM	-0.17	0.75
2	10	2018	10	9	58	9:09 AM	0.39	0.45
2	10	2018	10	10	8	9:10 AM	0.61	0.35
2	10	2018	10	10	18	9:10 AM	0.17	0.49
2	10	2018	10	10	28	9:10 AM	-0.14	0.51
2	10	2018	10	10	38	9:10 AM	-0.43	0.55
2	10	2018	10	10	48	9:10 AM	-0.41	0.58
2	10	2018	10	10	58	9:10 AM	-0.94	0.64
2	10	2018	10	11	8	9:11 AM	-0.81	0.48
2	10	2018	10	11	18	9:11 AM	-1.02	0.71
2	10	2018	10	11	28	9:11 AM	-2.03	1.19
2	10	2018	10	11	38	9:11 AM	-1.28	1
2	10	2018	10	11	48	9:11 AM	-0.3	0.61
2	10	2018	10	11	58	9:11 AM	-0.72	0.76
2	10	2018	10	12	8	9:12 AM	-0.51	0.84
2	10	2018	10	12	18	9:12 AM	-0.32	0.55
2	10	2018	10	12	28	9:12 AM	-0.3	0.64
2	10	2018	10	12	38	9:12 AM	-0.21	0.66
2	10	2018	10	12	48	9:12 AM	-0.28	0.69
2	10	2018	10	12	58	9:12 AM	-0.43	0.89
2	10	2018	10	13	8	9:13 AM	-0.25	1.04
2	10	2018	10	13	18	9:13 AM	-0.52	0.71
2	10	2018	10	13	28	9:13 AM	-0.44	1.02
2	10	2018	10	13	38	9:13 AM	0.68	0.38
2	10	2018	10	13	48	9:13 AM	0.9	0.33
2	10	2018	10	13	58	9:13 AM	0.21	0.49
2	10	2018	10	14	8	9:14 AM	-0.2	1.03
2	10	2018	10	14	18	9:14 AM	-0.31	0.78
2	10	2018	10	14	28	9:14 AM	0.37	0.73
2	10	2018	10	14	38	9:14 AM	0.59	0.49
2	10	2018	10	14	48	9:14 AM	0.4	0.36
2	10	2018	10	14	58	9:14 AM	0.06	0.71
2	10	2018	10	15	8	9:15 AM	-0.88	0.67
2	10	2018	10	15	18	9:15 AM	-1.48	1.03
2	10	2018	10	15	28	9:15 AM	-1.27	1.12
2	10	2018	10	15	38	9:15 AM	-0.65	0.88
2	10	2018	10	15	48	9:15 AM	-0.65	0.6

month	day	year	hour	minute	sec	Time	SS vs IA	IA vs OA
2	10	2018	10	15	58	9:15 AM	0.06	0.41
2	10	2018	10	16	8	9:16 AM	-0.3	0.51
2	10	2018	10	16	18	9:16 AM	-1.21	1.06
2	10	2018	10	16	28	9:16 AM	-1.49	1.33
2	10	2018	10	16	38	9:16 AM	-0.67	0.92
2	10	2018	10	16	48	9:16 AM	-1.16	0.98
2	10	2018	10	16	58	9:16 AM	-1.08	0.7
2	10	2018	10	17	8	9:17 AM	-1.31	0.61
2	10	2018	10	17	18	9:17 AM	-2.5	1.02
2	10	2018	10	17	28	9:17 AM	-2.18	0.85
2	10	2018	10	17	38	9:17 AM	-1.84	0.68
2	10	2018	10	17	48	9:17 AM	-1.86	0.58
2	10	2018	10	17	58	9:17 AM	-2.35	0.79
2	10	2018	10	18	8	9:18 AM	-2.91	0.73
2	10	2018	10	18	18	9:18 AM	-2.89	0.76
2	10	2018	10	18	28	9:18 AM	-2.57	0.67
2	10	2018	10	18	38	9:18 AM	-2.77	0.64
2	10	2018	10	18	48	9:18 AM	-3.12	0.76
2	10	2018	10	18	58	9:18 AM	-3.02	0.67
2	10	2018	10	19	8	9:19 AM	-2.76	0.44
2	10	2018	10	19	18	9:19 AM	-2.61	0.74
2	10	2018	10	19	28	9:19 AM	-2.83	0.6
2	10	2018	10	19	38	9:19 AM	-2.37	0.22
2	10	2018	10	19	48	9:19 AM	-2.13	0.41
2	10	2018	10	19	58	9:19 AM	-2.02	0.44
2	10	2018	10	20	8	9:20 AM	-1.9	-0.03
2	10	2018	10	20	18	9:20 AM	-1.21	0.06
2	10	2018	10	20	28	9:20 AM	-1.63	-0.08
2	10	2018	10	20	38	9:20 AM	-1.09	-0.18
2	10	2018	10	20	48	9:20 AM	-0.74	0.11
2	10	2018	10	20	58	9:20 AM	-1.32	0.44
2	10	2018	10	21	8	9:21 AM	-0.84	0.25
2	10	2018	10	21	18	9:21 AM	-0.12	-0.02
2	10	2018	10	21	28	9:21 AM	-0.33	0.38
2	10	2018	10	21	38	9:21 AM	-0.3	0.28
2	10	2018	10	21	48	9:21 AM	-0.53	0.26
2	10	2018	10	21	58	9:21 AM	-0.22	0.59
2	10	2018	10	22	8	9:22 AM	0.29	0.4
2	10	2018	10	22	18	9:22 AM	0.56	0.13
2	10	2018	10	22	28	9:22 AM	0.51	0.01
2	10	2018	10	22	38	9:22 AM	0.27	0.13
2	10	2018	10	22	48	9:22 AM	0.53	0.18
2	10	2018	10	22	58	9:22 AM	0.24	0.34
2	10	2018	10	23	8	9:23 AM	-0.73	0.75
2	10	2018	10	23	18	9:23 AM	-1.16	0.76
2	10	2018	10	23	28	9:23 AM	-0.47	0.47

month	day	year	hour	minute	sec	Time	SS vs IA	IA vs OA
2	10	2018	10	23	38	9:23 AM	-0.89	0.78
2	10	2018	10	23	48	9:23 AM	-0.69	0.81
2	10	2018	10	23	58	9:23 AM	-0.86	0.47
2	10	2018	10	24	8	9:24 AM	-0.96	0.42
2	10	2018	10	24	18	9:24 AM	-0.95	0.62
2	10	2018	10	24	28	9:24 AM	-0.98	0.53
2	10	2018	10	24	38	9:24 AM	-0.59	0.66
2	10	2018	10	24	48	9:24 AM	-0.81	0.64
2	10	2018	10	24	58	9:24 AM	-0.69	0.48
2	10	2018	10	25	8	9:25 AM	-0.54	0.59
2	10	2018	10	25	18	9:25 AM	-0.32	0.41
2	10	2018	10	25	28	9:25 AM	-0.17	0.29
2	10	2018	10	25	38	9:25 AM	0.03	0.27
2	10	2018	10	25	48	9:25 AM	-0.13	0.51
2	10	2018	10	25	58	9:25 AM	-0.21	0.26
2	10	2018	10	26	8	9:26 AM	0.04	0.28
2	10	2018	10	26	18	9:26 AM	0.17	0.09
2	10	2018	10	26	28	9:26 AM	0.58	0.41
2	10	2018	10	26	38	9:26 AM	0.07	0.71
2	10	2018	10	26	48	9:26 AM	-0.02	0.85
2	10	2018	10	26	58	9:26 AM	0.3	0.59
2	10	2018	10	27	8	9:27 AM	0.61	0.6
2	10	2018	10	27	18	9:27 AM	-0.12	0.56
2	10	2018	10	27	28	9:27 AM	0.51	0.57
2	10	2018	10	27	38	9:27 AM	0.37	0.43
2	10	2018	10	27	48	9:27 AM	-0.21	0.62
2	10	2018	10	27	58	9:27 AM	-0.7	0.78
2	10	2018	10	28	8	9:28 AM	0.7	0.25
2	10	2018	10	28	18	9:28 AM	0.7	0.16
2	10	2018	10	28	28	9:28 AM	0.14	0.36
2	10	2018	10	28	38	9:28 AM	0.62	0.5
2	10	2018	10	28	48	9:28 AM	0.59	0.55
2	10	2018	10	28	58	9:28 AM	0.09	1.16
2	10	2018	10	29	8	9:29 AM	-0.75	1.14
2	10	2018	10	29	18	9:29 AM	-0.35	0.89
2	10	2018	10	29	28	9:29 AM	0.6	0.39
2	10	2018	10	29	38	9:29 AM	0.67	0.49
2	10	2018	10	29	48	9:29 AM	0.84	0.71
2	10	2018	10	29	58	9:29 AM	0.05	0.52
2	10	2018	10	30	8	9:30 AM	-0.35	0.85
2	10	2018	10	30	18	9:30 AM	-1.84	0.93
2	10	2018	10	30	28	9:30 AM	-1.86	0.94
2	10	2018	10	30	38	9:30 AM	-1.78	1.13
2	10	2018	10	30	48	9:30 AM	-1.73	0.92
2	10	2018	10	30	58	9:30 AM	-1.67	0.99
2	10	2018	10	31	8	9:31 AM	-2.06	1.1

month	day	year	hour	minute	sec	Time	SS vs IA	IA vs OA
2	10	2018	10	31	18	9:31 AM	-2.35	1.3
2	10	2018	10	31	28	9:31 AM	-1.83	1.17
2	10	2018	10	31	38	9:31 AM	-1.7	1.03
2	10	2018	10	31	48	9:31 AM	-1.47	0.91
2	10	2018	10	31	58	9:31 AM	-1.61	0.56
2	10	2018	10	32	8	9:32 AM	-1.41	0.36
2	10	2018	10	32	18	9:32 AM	-2.17	0.52
2	10	2018	10	32	28	9:32 AM	-2.24	0.34
2	10	2018	10	32	38	9:32 AM	-2.4	0.27
2	10	2018	10	32	48	9:32 AM	-1.95	0.17
2	10	2018	10	32	58	9:32 AM	-1.87	0.11
2	10	2018	10	33	8	9:33 AM	-1.66	-0.13
2	10	2018	10	33	18	9:33 AM	-1.3	0.26
2	10	2018	10	33	28	9:33 AM	-1.95	-0.02
2	10	2018	10	33	38	9:33 AM	-1.75	0.09
2	10	2018	10	33	48	9:33 AM	-1.06	0.38
2	10	2018	10	33	58	9:33 AM	-1.04	-0.01
2	10	2018	10	34	8	9:34 AM	-0.7	0.11
2	10	2018	10	34	18	9:34 AM	-0.58	0.07
2	10	2018	10	34	28	9:34 AM	-0.39	0.4
2	10	2018	10	34	38	9:34 AM	-0.59	0.12
2	10	2018	10	34	48	9:34 AM	-0.25	0.18
2	10	2018	10	34	58	9:34 AM	-0.04	0.02
2	10	2018	10	35	8	9:35 AM	0.38	0.15
2	10	2018	10	35	18	9:35 AM	0.71	0.22
2	10	2018	10	35	28	9:35 AM	0.26	0.08
2	10	2018	10	35	38	9:35 AM	0.33	0.05
2	10	2018	10	35	48	9:35 AM	0.42	0.2
2	10	2018	10	35	58	9:35 AM	0.68	0.19
2	10	2018	10	36	8	9:36 AM	0.33	0.35
2	10	2018	10	36	18	9:36 AM	-0.63	0.21
2	10	2018	10	36	28	9:36 AM	0.48	-0.09
2	10	2018	10	36	38	9:36 AM	0.25	0.17
2	10	2018	10	36	48	9:36 AM	-0.41	0.51
2	10	2018	10	36	58	9:36 AM	-0.87	0.47
2	10	2018	10	37	8	9:37 AM	-0.57	0.44
2	10	2018	10	37	18	9:37 AM	-0.84	0.62
2	10	2018	10	37	28	9:37 AM	-2.12	1.13
2	10	2018	10	37	38	9:37 AM	-1.49	0.8
2	10	2018	10	37	48	9:37 AM	-0.93	0.63
2	10	2018	10	37	58	9:37 AM	-0.77	0.7
2	10	2018	10	38	8	9:38 AM	-1.13	1.05
2	10	2018	10	38	18	9:38 AM	-0.69	0.6
2	10	2018	10	38	28	9:38 AM	-0.35	0.03
2	10	2018	10	38	38	9:38 AM	-0.28	0.1
2	10	2018	10	38	48	9:38 AM	0.12	-0.11

month	day	year	hour	minute	sec	Time	SS vs IA	IA vs OA
2	10	2018	10	38	58	9:38 AM	-0.29	0.06
2	10	2018	10	39	8	9:39 AM	-0.04	0.24
2	10	2018	10	39	18	9:39 AM	-0.12	0.47
2	10	2018	10	39	28	9:39 AM	-0.22	0.32
2	10	2018	10	39	38	9:39 AM	-0.43	0.42
2	10	2018	10	39	48	9:39 AM	-0.33	0.57
2	10	2018	10	39	58	9:39 AM	-0.28	0.47
2	10	2018	10	40	8	9:40 AM	0.11	0.77
2	10	2018	10	40	18	9:40 AM	-0.18	0.57
2	10	2018	10	40	28	9:40 AM	-0.21	0.36
2	10	2018	10	40	38	9:40 AM	-0.1	-0.25
2	10	2018	10	40	48	9:40 AM	0.24	-0.06
2	10	2018	10	40	58	9:40 AM	0.44	0.22
2	10	2018	10	41	8	9:41 AM	-0.16	0.28
2	10	2018	10	41	18	9:41 AM	-0.11	0.18
2	10	2018	10	41	28	9:41 AM	-0.11	0.29
2	10	2018	10	41	38	9:41 AM	-0.75	-0.16
2	10	2018	10	41	48	9:41 AM	-0.44	0.18
2	10	2018	10	41	58	9:41 AM	-0.38	0.1
2	10	2018	10	42	8	9:42 AM	-0.36	0.23
2	10	2018	10	42	18	9:42 AM	-0.37	0.11
2	10	2018	10	42	28	9:42 AM	-0.52	0.44
2	10	2018	10	42	38	9:42 AM	-0.71	0.29
2	10	2018	10	42	48	9:42 AM	-0.74	0.46
2	10	2018	10	42	58	9:42 AM	-0.41	0.24
2	10	2018	10	43	8	9:43 AM	-0.53	0.22
2	10	2018	10	43	18	9:43 AM	-0.44	0.24
2	10	2018	10	43	28	9:43 AM	-0.54	0.59
2	10	2018	10	43	38	9:43 AM	-0.86	0.22
2	10	2018	10	43	48	9:43 AM	-1.21	0.35
2	10	2018	10	43	58	9:43 AM	-0.85	0.19
2	10	2018	10	44	8	9:44 AM	-0.72	0.47
2	10	2018	10	44	18	9:44 AM	-1.05	0.06
2	10	2018	10	44	28	9:44 AM	-1.13	0.35
2	10	2018	10	44	38	9:44 AM	-0.77	0.02
2	10	2018	10	44	48	9:44 AM	-0.7	-0.21
2	10	2018	10	44	58	9:44 AM	-0.27	0.7
2	10	2018	10	45	8	9:45 AM	-1.77	0.6
2	10	2018	10	45	18	9:45 AM	-2.53	1.21
2	10	2018	10	45	28	9:45 AM	-2.15	0.34
2	10	2018	10	45	38	9:45 AM	-1.66	0.34
2	10	2018	10	45	48	9:45 AM	-0.51	0.24
2	10	2018	10	45	58	9:45 AM	-1.6	0.1
2	10	2018	10	46	8	9:46 AM	-1.14	0.68
2	10	2018	10	46	18	9:46 AM	-1.25	0.88
2	10	2018	10	46	28	9:46 AM	-2.89	1.8

month	day	year	hour	minute	sec	Time	SS vs IA	IA vs OA
2	10	2018	10	46	38	9:46 AM	-2.54	1.24
2	10	2018	10	46	48	9:46 AM	0.22	0.24
2	10	2018	10	46	58	9:46 AM	-0.73	0.43
2	10	2018	10	47	8	9:47 AM	0.27	0.08
2	10	2018	10	47	18	9:47 AM	0.23	0.27
2	10	2018	10	47	28	9:47 AM	-0.62	0.15
2	10	2018	10	47	38	9:47 AM	-0.79	0.7
2	10	2018	10	47	48	9:47 AM	-1.22	0.65
2	10	2018	10	47	58	9:47 AM	-0.99	0.47
2	10	2018	10	48	8	9:48 AM	-0.27	0.35
2	10	2018	10	48	18	9:48 AM	-0.69	0.3
2	10	2018	10	48	28	9:48 AM	-1.66	1.24
2	10	2018	10	48	38	9:48 AM	0.09	0.93
2	10	2018	10	48	48	9:48 AM	-1.69	1.56
2	10	2018	10	48	58	9:48 AM	-1.11	1.64
2	10	2018	10	49	8	9:49 AM	0.28	0.6
2	10	2018	10	49	18	9:49 AM	-0.18	0.31
2	10	2018	10	49	28	9:49 AM	-0.31	-0.03
2	10	2018	10	49	38	9:49 AM	0.16	-0.15
2	10	2018	10	49	48	9:49 AM	-0.25	0.39
2	10	2018	10	49	58	9:49 AM	0.17	0.54
2	10	2018	10	50	8	9:50 AM	-0.99	-0.16
2	10	2018	10	50	18	9:50 AM	-0.5	0.02
2	10	2018	10	50	28	9:50 AM	-0.25	0.68
2	10	2018	10	50	38	9:50 AM	-1.54	0.91
2	10	2018	10	50	48	9:50 AM	-0.88	0.34
2	10	2018	10	50	58	9:50 AM	-0.19	0.24
2	10	2018	10	51	8	9:51 AM	-0.59	0.44
2	10	2018	10	51	18	9:51 AM	-0.04	0.44
2	10	2018	10	51	28	9:51 AM	0.28	-0.11
2	10	2018	10	51	38	9:51 AM	0.32	0.02
2	10	2018	10	51	48	9:51 AM	-0.04	0.13
2	10	2018	10	51	58	9:51 AM	0.18	-0.01
2	10	2018	10	52	8	9:52 AM	0.76	0.58
2	10	2018	10	52	18	9:52 AM	-0.66	0.95
2	10	2018	10	52	28	9:52 AM	-0.75	0.7
2	10	2018	10	52	38	9:52 AM	0.01	1.16
2	10	2018	10	52	48	9:52 AM	-0.36	1.06
2	10	2018	10	52	58	9:52 AM	-0.91	1.07
2	10	2018	10	53	8	9:53 AM	-0.35	0.32
2	10	2018	10	53	18	9:53 AM	-0.03	0.35
2	10	2018	10	53	28	9:53 AM	-0.9	1.22
2	10	2018	10	53	38	9:53 AM	-0.62	0.46
2	10	2018	10	53	48	9:53 AM	0.75	0.11
2	10	2018	10	53	58	9:53 AM	-0.43	0.7
2	10	2018	10	54	8	9:54 AM	-0.35	0.72

month	day	year	hour	minute	sec	Time	SS vs IA	IA vs OA
2	10	2018	10	54	18	9:54 AM	-0.6	1.18
2	10	2018	10	54	28	9:54 AM	-2.77	1.7
2	10	2018	10	54	38	9:54 AM	-2.01	1.18
2	10	2018	10	54	48	9:54 AM	-0.3	0.55
2	10	2018	10	54	58	9:54 AM	-0.4	0.19
2	10	2018	10	55	8	9:55 AM	-0.99	0.54
2	10	2018	10	55	18	9:55 AM	-0.72	0.67
2	10	2018	10	55	28	9:55 AM	-0.62	0.43
2	10	2018	10	55	38	9:55 AM	-0.42	1.08
2	10	2018	10	55	48	9:55 AM	-1.46	0.75
2	10	2018	10	55	58	9:55 AM	-0.59	0.34
2	10	2018	10	56	8	9:56 AM	-0.07	0.29
2	10	2018	10	56	18	9:56 AM	-1.15	1.03
2	10	2018	10	56	28	9:56 AM	-0.82	0.86
2	10	2018	10	56	38	9:56 AM	-1.27	1.18
2	10	2018	10	56	48	9:56 AM	-1.14	0.97
2	10	2018	10	56	58	9:56 AM	-0.93	0.69
2	10	2018	10	57	8	9:57 AM	-1.15	0.95
2	10	2018	10	57	18	9:57 AM	-1.52	0.5
2	10	2018	10	57	28	9:57 AM	-1.33	0.82
2	10	2018	10	57	38	9:57 AM	-1.42	0.58
2	10	2018	10	57	48	9:57 AM	-1.47	0.47
2	10	2018	10	57	58	9:57 AM	-1.13	0.14
2	10	2018	10	58	8	9:58 AM	-0.96	0.32
2	10	2018	10	58	18	9:58 AM	-1.74	0.72
2	10	2018	10	58	28	9:58 AM	-1.76	0.68
2	10	2018	10	58	38	9:58 AM	-2.23	0.85
2	10	2018	10	58	48	9:58 AM	-1.17	0.3
2	10	2018	10	58	58	9:58 AM	-1.83	-0.03
2	10	2018	10	59	8	9:59 AM	-0.62	0.02
2	10	2018	10	59	18	9:59 AM	-1.4	0.21
2	10	2018	10	59	28	9:59 AM	-1.19	0.02
2	10	2018	10	59	38	9:59 AM	-0.79	0.34
2	10	2018	10	59	48	9:59 AM	-1.53	-0.09
2	10	2018	10	59	58	9:59 AM	-1.27	0.39
2	10	2018	11	0	8	10:00 AM	-2.16	-0.13
2	10	2018	11	0	18	10:00 AM	-2.3	-0.02
2	10	2018	11	0	28	10:00 AM	-1.03	0.09
2	10	2018	11	0	38	10:00 AM	-1.93	0.43
2	10	2018	11	0	48	10:00 AM	-2.85	0.95
2	10	2018	11	0	58	10:00 AM	-1.45	0.45
2	10	2018	11	1	8	10:01 AM	-2.09	0.53
2	10	2018	11	1	18	10:01 AM	-2.37	0.47
2	10	2018	11	1	28	10:01 AM	-1.81	0.29
2	10	2018	11	1	38	10:01 AM	-2.13	0.1
2	10	2018	11	1	48	10:01 AM	-0.49	-0.04

month	day	year	hour	minute	sec	Time	SS vs IA	IA vs OA
2	10	2018	11	1	58	10:01 AM	-1.61	0.88
2	10	2018	11	2	8	10:02 AM	-1.06	0.03
2	10	2018	11	2	18	10:02 AM	-1.75	0.02
2	10	2018	11	2	28	10:02 AM	-1.17	0.15
2	10	2018	11	2	38	10:02 AM	-0.83	0.05
2	10	2018	11	2	48	10:02 AM	-1.33	0.07
2	10	2018	11	2	58	10:02 AM	-1.33	0.24
2	10	2018	11	3	8	10:03 AM	-1.47	0.11
2	10	2018	11	3	18	10:03 AM	-1.27	0.22
2	10	2018	11	3	28	10:03 AM	-1.33	0.17
2	10	2018	11	3	38	10:03 AM	-1.25	0.03
2	10	2018	11	3	48	10:03 AM	-0.77	0.4
2	10	2018	11	3	58	10:03 AM	-0.62	0.35
2	10	2018	11	4	8	10:04 AM	-2.04	0.64
2	10	2018	11	4	18	10:04 AM	-1.32	0.96
2	10	2018	11	4	28	10:04 AM	-0.59	0.53
2	10	2018	11	4	38	10:04 AM	0.55	0.23
2	10	2018	11	4	48	10:04 AM	0.14	0.61
2	10	2018	11	4	58	10:04 AM	-0.27	0.83
2	10	2018	11	5	8	10:05 AM	-0.73	1.12
2	10	2018	11	5	18	10:05 AM	-1.16	1.12
2	10	2018	11	5	28	10:05 AM	-0.65	1.1
2	10	2018	11	5	38	10:05 AM	-0.76	0.81
2	10	2018	11	5	48	10:05 AM	-1.76	1.37
2	10	2018	11	5	58	10:05 AM	0.34	0.85
2	10	2018	11	6	8	10:06 AM	-0.23	0.94
2	10	2018	11	6	18	10:06 AM	0.17	0.66
2	10	2018	11	6	28	10:06 AM	1.37	0.52
2	10	2018	11	6	38	10:06 AM	0.93	0.82
2	10	2018	11	6	48	10:06 AM	-1.23	1.87
2	10	2018	11	6	58	10:06 AM	-0.32	1.28
2	10	2018	11	7	8	10:07 AM	-0.13	1.23
2	10	2018	11	7	18	10:07 AM	0.07	0.62
2	10	2018	11	7	28	10:07 AM	0.78	0.45
2	10	2018	11	7	38	10:07 AM	0.91	0.37
2	10	2018	11	7	48	10:07 AM	-0.12	0.71
2	10	2018	11	7	58	10:07 AM	-1.27	1.45
2	10	2018	11	8	8	10:08 AM	-1.45	1.61
2	10	2018	11	8	18	10:08 AM	-1.99	1.34
2	10	2018	11	8	28	10:08 AM	-0.48	1.14
2	10	2018	11	8	38	10:08 AM	-0.75	1.33
2	10	2018	11	8	48	10:08 AM	0.03	1.51
2	10	2018	11	8	58	10:08 AM	0.26	1.28
2	10	2018	11	9	8	10:09 AM	0.95	1.05
2	10	2018	11	9	18	10:09 AM	0.89	0.83
2	10	2018	11	9	28	10:09 AM	0.17	1.41

month	day	year	hour	minute	sec	Time	SS vs IA	IA vs OA
2	10	2018	11	9	38	10:09 AM	1.15	0.47
2	10	2018	11	9	48	10:09 AM	1.82	0.3
2	10	2018	11	9	58	10:09 AM	-0.58	1.16
2	10	2018	11	10	8	10:10 AM	0.56	0.57
2	10	2018	11	10	18	10:10 AM	-0.06	1.33
2	10	2018	11	10	28	10:10 AM	1.37	0.81
2	10	2018	11	10	38	10:10 AM	0.23	0.6
2	10	2018	11	10	48	10:10 AM	-0.52	1.25
2	10	2018	11	10	58	10:10 AM	0.21	0.69
2	10	2018	11	11	8	10:11 AM	0.78	1.02
2	10	2018	11	11	18	10:11 AM	-0.58	1.45
2	10	2018	11	11	28	10:11 AM	1.67	0.61
2	10	2018	11	11	38	10:11 AM	0.73	1.19
2	10	2018	11	11	48	10:11 AM	0.99	1.21
2	10	2018	11	11	58	10:11 AM	1.13	0.84
2	10	2018	11	12	8	10:12 AM	0.86	0.84
2	10	2018	11	12	18	10:12 AM	0.67	0.56
2	10	2018	11	12	28	10:12 AM	0.75	0.22
2	10	2018	11	12	38	10:12 AM	0.53	0.83
2	10	2018	11	12	48	10:12 AM	-0.2	1
2	10	2018	11	12	58	10:12 AM	0.47	0.75
2	10	2018	11	13	8	10:13 AM	0.8	0.67
2	10	2018	11	13	18	10:13 AM	0.76	0.47
2	10	2018	11	13	28	10:13 AM	0.48	0.87
2	10	2018	11	13	38	10:13 AM	0.13	0.7
2	10	2018	11	13	48	10:13 AM	0.1	0.94
2	10	2018	11	13	58	10:13 AM	0.23	0.64
2	10	2018	11	14	8	10:14 AM	-0.04	0.56
2	10	2018	11	14	18	10:14 AM	-0.09	0.5
2	10	2018	11	14	28	10:14 AM	-1.21	1.04
2	10	2018	11	14	38	10:14 AM	-1.68	1.05
2	10	2018	11	14	48	10:14 AM	-0.99	0.97
2	10	2018	11	14	58	10:14 AM	-0.67	0.82
2	10	2018	11	15	8	10:15 AM	-0.46	0.52
2	10	2018	11	15	18	10:15 AM	-1.17	0.75
2	10	2018	11	15	28	10:15 AM	-0.73	0.55
2	10	2018	11	15	38	10:15 AM	-0.5	0.39
2	10	2018	11	15	48	10:15 AM	-0.46	0.04
2	10	2018	11	15	58	10:15 AM	-0.72	-0.21
2	10	2018	11	16	8	10:16 AM	-0.14	0.32
2	10	2018	11	16	18	10:16 AM	0.06	0.41
2	10	2018	11	16	28	10:16 AM	-1.44	1
2	10	2018	11	16	38	10:16 AM	-1.75	0.97
2	10	2018	11	16	48	10:16 AM	-1.07	0.8
2	10	2018	11	16	58	10:16 AM	-1.69	1.21
2	10	2018	11	17	8	10:17 AM	-1.33	1.1

month	day	year	hour	minute	sec	Time	SS vs IA	IA vs OA
2	10	2018	11	17	18	10:17 AM	0.62	0.74
2	10	2018	11	17	28	10:17 AM	-0.46	1.56
2	10	2018	11	17	38	10:17 AM	-2.06	2.29
2	10	2018	11	17	48	10:17 AM	-1.79	1.97
2	10	2018	11	17	58	10:17 AM	0.62	0.81
2	10	2018	11	18	8	10:18 AM	1.21	0.85
2	10	2018	11	18	18	10:18 AM	0.56	0.83
2	10	2018	11	18	28	10:18 AM	0.67	0.85
2	10	2018	11	18	38	10:18 AM	1.41	0.88
2	10	2018	11	18	48	10:18 AM	0	1.4
2	10	2018	11	18	58	10:18 AM	-0.55	1.57
2	10	2018	11	19	8	10:19 AM	0.83	1.03
2	10	2018	11	19	18	10:19 AM	0.65	0.75
2	10	2018	11	19	28	10:19 AM	0.09	0.47
2	10	2018	11	19	38	10:19 AM	0.1	0.28
2	10	2018	11	19	48	10:19 AM	0.47	1.01
2	10	2018	11	19	58	10:19 AM	0.15	0.64
2	10	2018	11	20	8	10:20 AM	0.36	0.43
2	10	2018	11	20	18	10:20 AM	0	0.33
2	10	2018	11	20	28	10:20 AM	-0.65	0.66
2	10	2018	11	20	38	10:20 AM	-0.17	0.21
2	10	2018	11	20	48	10:20 AM	0.18	-0.02
2	10	2018	11	20	58	10:20 AM	0.14	0.4
2	10	2018	11	21	8	10:21 AM	-0.1	0.38
2	10	2018	11	21	18	10:21 AM	0.19	0.36
2	10	2018	11	21	28	10:21 AM	0.15	1
2	10	2018	11	21	38	10:21 AM	-0.03	0.78
2	10	2018	11	21	48	10:21 AM	-1.06	1.17
2	10	2018	11	21	58	10:21 AM	-0.98	1.4
2	10	2018	11	22	8	10:22 AM	-1.01	1.46
2	10	2018	11	22	18	10:22 AM	-1.39	1.65
2	10	2018	11	22	28	10:22 AM	0.64	1.22
2	10	2018	11	22	38	10:22 AM	1	1.15
2	10	2018	11	22	48	10:22 AM	1.43	0.7
2	10	2018	11	22	58	10:22 AM	1.72	0.48
2	10	2018	11	23	8	10:23 AM	1.34	0.83
2	10	2018	11	23	18	10:23 AM	0.06	2.08
2	10	2018	11	23	28	10:23 AM	1.58	1.26
2	10	2018	11	23	38	10:23 AM	1.86	1.19
2	10	2018	11	23	48	10:23 AM	0.52	1.27
2	10	2018	11	23	58	10:23 AM	0.9	1.09
2	10	2018	11	24	8	10:24 AM	0.85	1.35
2	10	2018	11	24	18	10:24 AM	-0.24	2.09
2	10	2018	11	24	28	10:24 AM	0.86	1.58
2	10	2018	11	24	38	10:24 AM	-0.02	2.06
2	10	2018	11	24	48	10:24 AM	0.86	1.73

month	day	year	hour	minute	sec	Time	SS vs IA	IA vs OA
2	10	2018	11	24	58	10:24 AM	1.47	1.41
2	10	2018	11	25	8	10:25 AM	0.89	1.48
2	10	2018	11	25	18	10:25 AM	-0.81	1.81
2	10	2018	11	25	28	10:25 AM	-0.02	1.42
2	10	2018	11	25	38	10:25 AM	-0.21	1.39
2	10	2018	11	25	48	10:25 AM	-0.92	2.17
2	10	2018	11	25	58	10:25 AM	-0.21	1.85
2	10	2018	11	26	8	10:26 AM	-0.39	2.03
2	10	2018	11	26	18	10:26 AM	1.45	1.18
2	10	2018	11	26	28	10:26 AM	1.6	0.99
2	10	2018	11	26	38	10:26 AM	1.52	0.97
2	10	2018	11	26	48	10:26 AM	1.17	1.25
2	10	2018	11	26	58	10:26 AM	0.93	1.57
2	10	2018	11	27	8	10:27 AM	1.1	1.27
2	10	2018	11	27	18	10:27 AM	1.46	0.97
2	10	2018	11	27	28	10:27 AM	1.36	1.02
2	10	2018	11	27	38	10:27 AM	1.79	0.85
2	10	2018	11	27	48	10:27 AM	1.79	0.87
2	10	2018	11	27	58	10:27 AM	1.61	0.99
2	10	2018	11	28	8	10:28 AM	1.84	0.86
2	10	2018	11	28	18	10:28 AM	2.48	0.86
2	10	2018	11	28	28	10:28 AM	2.02	0.89
2	10	2018	11	28	38	10:28 AM	2.3	1.05
2	10	2018	11	28	48	10:28 AM	2.42	1.16
2	10	2018	11	28	58	10:28 AM	2.49	1.51
2	10	2018	11	29	8	10:29 AM	2.08	1.59
2	10	2018	11	29	18	10:29 AM	1.7	1.26
2	10	2018	11	29	28	10:29 AM	0.9	0.88
2	10	2018	11	29	38	10:29 AM	1.28	0.79
2	10	2018	11	29	48	10:29 AM	0.66	1.15
2	10	2018	11	29	58	10:29 AM	-0.1	1.38
2	10	2018	11	30	8	10:30 AM	0.85	1.04
2	10	2018	11	30	18	10:30 AM	1.3	0.82
2	10	2018	11	30	28	10:30 AM	1.08	1.33
2	10	2018	11	30	38	10:30 AM	-0.08	1.42
2	10	2018	11	30	48	10:30 AM	0.62	1.35
2	10	2018	11	30	58	10:30 AM	1.33	1.56
2	10	2018	11	31	8	10:31 AM	1.48	1.89
2	10	2018	11	31	18	10:31 AM	0.2	2.29
2	10	2018	11	31	28	10:31 AM	-0.79	1.73
2	10	2018	11	31	38	10:31 AM	-0.97	1.5
2	10	2018	11	31	48	10:31 AM	-0.19	1.17
2	10	2018	11	31	58	10:31 AM	0.81	0.61
2	10	2018	11	32	8	10:32 AM	0.45	0.64
2	10	2018	11	32	18	10:32 AM	0.63	0.78
2	10	2018	11	32	28	10:32 AM	-0.28	1.37

month	day	year	hour	minute	sec	Time	SS vs IA	IA vs OA
2	10	2018	11	32	38	10:32 AM	-0.69	0.99
2	10	2018	11	32	48	10:32 AM	-0.64	1.08
2	10	2018	11	32	58	10:32 AM	-0.37	1.09
2	10	2018	11	33	8	10:33 AM	-0.74	1.18
2	10	2018	11	33	18	10:33 AM	-1	1.28
2	10	2018	11	33	28	10:33 AM	-0.85	1.18
2	10	2018	11	33	38	10:33 AM	-1.38	1.33
2	10	2018	11	33	48	10:33 AM	-1.16	1.34
2	10	2018	11	33	58	10:33 AM	-0.85	1.29
2	10	2018	11	34	8	10:34 AM	-0.86	1.1
2	10	2018	11	34	18	10:34 AM	-0.07	0.63
2	10	2018	11	34	28	10:34 AM	-0.76	0.86
2	10	2018	11	34	38	10:34 AM	-1.71	1.08
2	10	2018	11	34	48	10:34 AM	-1.54	1.55
2	10	2018	11	34	58	10:34 AM	-0.15	0.84
2	10	2018	11	35	8	10:35 AM	-0.38	0.89
2	10	2018	11	35	18	10:35 AM	-0.28	0.49
2	10	2018	11	35	28	10:35 AM	-0.84	1.16
2	10	2018	11	35	38	10:35 AM	-1.1	1.32
2	10	2018	11	35	48	10:35 AM	-1	1.32
2	10	2018	11	35	58	10:35 AM	-0.88	0.84
2	10	2018	11	36	8	10:36 AM	-1.46	0.95
2	10	2018	11	36	18	10:36 AM	-1.38	0.9
2	10	2018	11	36	28	10:36 AM	-0.25	0.18
2	10	2018	11	36	38	10:36 AM	-0.81	0.48
2	10	2018	11	36	48	10:36 AM	-1.28	0.51
2	10	2018	11	36	58	10:36 AM	-1.52	0.55
2	10	2018	11	37	8	10:37 AM	-1.39	0.61
2	10	2018	11	37	18	10:37 AM	-1.57	0.76
2	10	2018	11	37	28	10:37 AM	-1.76	0.76
2	10	2018	11	37	38	10:37 AM	-1.77	0.72
2	10	2018	11	37	48	10:37 AM	-2.02	0.72
2	10	2018	11	37	58	10:37 AM	-2.04	0.65
2	10	2018	11	38	8	10:38 AM	-1.91	0.63
2	10	2018	11	38	18	10:38 AM	-1.38	0.4
2	10	2018	11	38	28	10:38 AM	-1.6	0.37
2	10	2018	11	38	38	10:38 AM	-2.12	0.43
2	10	2018	11	38	48	10:38 AM	-2.14	0.54
2	10	2018	11	38	58	10:38 AM	-2.11	0.7
2	10	2018	11	39	8	10:39 AM	-2.26	0.88
2	10	2018	11	39	18	10:39 AM	-1.98	0.75
2	10	2018	11	39	28	10:39 AM	-1.65	0.63
2	10	2018	11	39	38	10:39 AM	-1.51	0.61
2	10	2018	11	39	48	10:39 AM	-1.03	0.57
2	10	2018	11	39	58	10:39 AM	-0.46	0.43
2	10	2018	11	40	8	10:40 AM	-0.67	0.55

month	day	year	hour	minute	sec	Time	SS vs IA	IA vs OA
2	10	2018	11	40	18	10:40 AM	-0.69	0.85
2	10	2018	11	40	28	10:40 AM	-0.26	0.74
2	10	2018	11	40	38	10:40 AM	-0.62	0.96
2	10	2018	11	40	48	10:40 AM	0.07	0.63
2	10	2018	11	40	58	10:40 AM	-0.01	0.85
2	10	2018	11	41	8	10:41 AM	0.13	0.72
2	10	2018	11	41	18	10:41 AM	0	0.75
2	10	2018	11	41	28	10:41 AM	0.04	0.73
2	10	2018	11	41	38	10:41 AM	0.05	0.65
2	10	2018	11	41	48	10:41 AM	-0.28	0.67
2	10	2018	11	41	58	10:41 AM	-0.23	0.75
2	10	2018	11	42	8	10:42 AM	-0.66	1.12
2	10	2018	11	42	18	10:42 AM	-0.52	0.99
2	10	2018	11	42	28	10:42 AM	-0.14	0.87
2	10	2018	11	42	38	10:42 AM	-0.12	0.78
2	10	2018	11	42	48	10:42 AM	-0.32	0.76
2	10	2018	11	42	58	10:42 AM	-0.67	0.81
2	10	2018	11	43	8	10:43 AM	-0.27	0.61
2	10	2018	11	43	18	10:43 AM	-0.23	0.52
2	10	2018	11	43	28	10:43 AM	-0.43	0.57
2	10	2018	11	43	38	10:43 AM	-0.5	0.5
2	10	2018	11	43	48	10:43 AM	-1.08	0.73
2	10	2018	11	43	58	10:43 AM	-0.86	0.61
2	10	2018	11	44	8	10:44 AM	-0.9	0.72
2	10	2018	11	44	18	10:44 AM	-1.19	0.88
2	10	2018	11	44	28	10:44 AM	-0.81	0.8
2	10	2018	11	44	38	10:44 AM	-0.6	0.56
2	10	2018	11	44	48	10:44 AM	-0.26	0.23
2	10	2018	11	44	58	10:44 AM	-0.42	0.37
2	10	2018	11	45	8	10:45 AM	-0.38	0.32
2	10	2018	11	45	18	10:45 AM	-0.42	0.3
2	10	2018	11	45	28	10:45 AM	-0.38	0.31
2	10	2018	11	45	38	10:45 AM	-0.15	0.22
2	10	2018	11	45	48	10:45 AM	-0.15	0.08
2	10	2018	11	45	58	10:45 AM	0.11	-0.06
2	10	2018	11	46	8	10:46 AM	-0.01	0.12
2	10	2018	11	46	18	10:46 AM	-0.25	0.08
2	10	2018	11	46	28	10:46 AM	-0.07	0.19
2	10	2018	11	46	38	10:46 AM	-0.34	0.35
2	10	2018	11	46	48	10:46 AM	-0.99	0.72
2	10	2018	11	46	58	10:46 AM	-0.87	1.08
2	10	2018	11	47	8	10:47 AM	-0.65	1
2	10	2018	11	47	18	10:47 AM	-0.45	0.75
2	10	2018	11	47	28	10:47 AM	-0.21	0.47
2	10	2018	11	47	38	10:47 AM	-0.31	0.54
2	10	2018	11	47	48	10:47 AM	-0.89	0.71

month	day	year	hour	minute	sec	Time	SS vs IA	IA vs OA
2	10	2018	11	47	58	10:47 AM	-0.96	0.57
2	10	2018	11	48	8	10:48 AM	-0.61	0.51
2	10	2018	11	48	18	10:48 AM	-1.08	0.64
2	10	2018	11	48	28	10:48 AM	-0.81	0.86
2	10	2018	11	48	38	10:48 AM	-1.35	0.82
2	10	2018	11	48	48	10:48 AM	-1.36	0.57
2	10	2018	11	48	58	10:48 AM	-0.98	0.52
2	10	2018	11	49	8	10:49 AM	-0.9	0.45
2	10	2018	11	49	18	10:49 AM	-0.67	0.43
2	10	2018	11	49	28	10:49 AM	-1	0.59
2	10	2018	11	49	38	10:49 AM	-0.29	0.19
2	10	2018	11	49	48	10:49 AM	-0.12	0.1
2	10	2018	11	49	58	10:49 AM	-0.62	0.51
2	10	2018	11	50	8	10:50 AM	-0.77	0.55
2	10	2018	11	50	18	10:50 AM	-0.37	0.6
2	10	2018	11	50	28	10:50 AM	-0.45	0.75
2	10	2018	11	50	38	10:50 AM	-0.53	0.5
2	10	2018	11	50	48	10:50 AM	0.24	0.34
2	10	2018	11	50	58	10:50 AM	0.05	0.33
2	10	2018	11	51	8	10:51 AM	0.24	0.25
2	10	2018	11	51	18	10:51 AM	0.34	0.76
2	10	2018	11	51	28	10:51 AM	-0.24	0.85
2	10	2018	11	51	38	10:51 AM	0.09	0.84
2	10	2018	11	51	48	10:51 AM	0.35	0.84
2	10	2018	11	51	58	10:51 AM	0.45	0.66
2	10	2018	11	52	8	10:52 AM	0.71	0.4
2	10	2018	11	52	18	10:52 AM	1.05	0.31
2	10	2018	11	52	28	10:52 AM	0.26	0.81
2	10	2018	11	52	38	10:52 AM	-0.11	0.84
2	10	2018	11	52	48	10:52 AM	0.67	0.84
2	10	2018	11	52	58	10:52 AM	1.29	0.53
2	10	2018	11	53	8	10:53 AM	1.35	0.52
2	10	2018	11	53	18	10:53 AM	1.34	0.58
2	10	2018	11	53	28	10:53 AM	0.78	0.65
2	10	2018	11	53	38	10:53 AM	0.61	0.12
2	10	2018	11	53	48	10:53 AM	1.54	0.05
2	10	2018	11	53	58	10:53 AM	0.4	0.45
2	10	2018	11	54	8	10:54 AM	0.02	0.72
2	10	2018	11	54	18	10:54 AM	0.01	0.77
2	10	2018	11	54	28	10:54 AM	0.02	0.29
2	10	2018	11	54	38	10:54 AM	0.26	0.24
2	10	2018	11	54	48	10:54 AM	-0.18	0.11
2	10	2018	11	54	58	10:54 AM	-0.15	0.35
2	10	2018	11	55	8	10:55 AM	-0.36	0.27
2	10	2018	11	55	18	10:55 AM	-0.51	0.11
2	10	2018	11	55	28	10:55 AM	0.22	0.2

month	day	year	hour	minute	sec	Time	SS vs IA	IA vs OA
2	10	2018	11	55	38	10:55 AM	0.06	0.12
2	10	2018	11	55	48	10:55 AM	-0.82	0.42
2	10	2018	11	55	58	10:55 AM	-0.49	0.39
2	10	2018	11	56	8	10:56 AM	-0.61	0.79
2	10	2018	11	56	18	10:56 AM	-0.4	0.89
2	10	2018	11	56	28	10:56 AM	-0.45	0.79
2	10	2018	11	56	38	10:56 AM	-1.27	1.34
2	10	2018	11	56	48	10:56 AM	-1.23	1.18
2	10	2018	11	56	58	10:56 AM	0.26	0.79
2	10	2018	11	57	8	10:57 AM	-0.09	0.84
2	10	2018	11	57	18	10:57 AM	0.07	0.67
2	10	2018	11	57	28	10:57 AM	0.54	0.4
2	10	2018	11	57	38	10:57 AM	0.44	0.48
2	10	2018	11	57	48	10:57 AM	0.12	0.54
2	10	2018	11	57	58	10:57 AM	0.54	0.42
2	10	2018	11	58	8	10:58 AM	0.21	0.52
2	10	2018	11	58	18	10:58 AM	-0.13	0.57
2	10	2018	11	58	28	10:58 AM	-0.39	0.79
2	10	2018	11	58	38	10:58 AM	-0.46	0.8
2	10	2018	11	58	48	10:58 AM	-0.6	1.04
2	10	2018	11	58	58	10:58 AM	-0.12	0.95
2	10	2018	11	59	8	10:59 AM	0.17	0.57
2	10	2018	11	59	18	10:59 AM	0.27	0.52
2	10	2018	11	59	28	10:59 AM	0.23	0.58
2	10	2018	11	59	38	10:59 AM	-0.14	0.63
2	10	2018	11	59	48	10:59 AM	-0.59	0.75
2	10	2018	11	59	58	10:59 AM	-0.62	1.04
2	10	2018	12	0	8	11:00 AM	-1.34	1.33
2	10	2018	12	0	18	11:00 AM	-0.9	1.01
2	10	2018	12	0	28	11:00 AM	0.02	0.9
2	10	2018	12	0	38	11:00 AM	0.49	0.66
2	10	2018	12	0	48	11:00 AM	0.08	0.81
2	10	2018	12	0	58	11:00 AM	-0.32	0.68
2	10	2018	12	1	8	11:01 AM	-0.22	1.05
2	10	2018	12	1	18	11:01 AM	-0.41	0.92
2	10	2018	12	1	28	11:01 AM	-0.16	1.24
2	10	2018	12	1	38	11:01 AM	-0.02	0.93
2	10	2018	12	1	48	11:01 AM	-0.04	0.69
2	10	2018	12	1	58	11:01 AM	-0.63	0.89
2	10	2018	12	2	8	11:02 AM	-0.55	0.94
2	10	2018	12	2	18	11:02 AM	-0.64	0.84
2	10	2018	12	2	28	11:02 AM	-0.22	0.97
2	10	2018	12	2	38	11:02 AM	0.13	0.63
2	10	2018	12	2	48	11:02 AM	0.35	0.33
2	10	2018	12	2	58	11:02 AM	0.45	0.3
2	10	2018	12	3	8	11:03 AM	0.61	0.37

month	day	year	hour	minute	sec	Time	SS vs IA	IA vs OA
2	10	2018	12	3	18	11:03 AM	0.36	0.61
2	10	2018	12	3	28	11:03 AM	-0.21	0.93
2	10	2018	12	3	38	11:03 AM	-0.24	0.78
2	10	2018	12	3	48	11:03 AM	-0.41	0.77
2	10	2018	12	3	58	11:03 AM	-0.08	0.65
2	10	2018	12	4	8	11:04 AM	-0.05	0.63
2	10	2018	12	4	18	11:04 AM	0.19	0.45
2	10	2018	12	4	28	11:04 AM	0.17	0.46
2	10	2018	12	4	38	11:04 AM	0.22	0.39
2	10	2018	12	4	48	11:04 AM	0.41	0.39
2	10	2018	12	4	58	11:04 AM	0.29	0.38
2	10	2018	12	5	8	11:05 AM	0.54	0.33
2	10	2018	12	5	18	11:05 AM	-0.1	0.56
2	10	2018	12	5	28	11:05 AM	-0.36	0.63
2	10	2018	12	5	38	11:05 AM	0.56	0.23
2	10	2018	12	5	48	11:05 AM	0.28	0.69
2	10	2018	12	5	58	11:05 AM	-0.26	0.56
2	10	2018	12	6	8	11:06 AM	0.13	0.21
2	10	2018	12	6	18	11:06 AM	-0.43	0.63
2	10	2018	12	6	28	11:06 AM	0	0.39
2	10	2018	12	6	38	11:06 AM	-0.27	0.75
2	10	2018	12	6	48	11:06 AM	-0.24	0.66
2	10	2018	12	6	58	11:06 AM	-0.02	0.91
2	10	2018	12	7	8	11:07 AM	-0.2	0.91
2	10	2018	12	7	18	11:07 AM	-0.13	0.93
2	10	2018	12	7	28	11:07 AM	0.33	0.46
2	10	2018	12	7	38	11:07 AM	-0.08	0.61
2	10	2018	12	7	48	11:07 AM	-0.12	0.51
2	10	2018	12	7	58	11:07 AM	-0.01	0.56
2	10	2018	12	8	8	11:08 AM	0.12	0.5
2	10	2018	12	8	18	11:08 AM	0.39	0.39
2	10	2018	12	8	28	11:08 AM	0.45	0.49
2	10	2018	12	8	38	11:08 AM	0.35	0.65
2	10	2018	12	8	48	11:08 AM	0.12	0.67
2	10	2018	12	8	58	11:08 AM	0.29	0.78
2	10	2018	12	9	8	11:09 AM	0.15	0.8
2	10	2018	12	9	18	11:09 AM	0.69	0.44
2	10	2018	12	9	28	11:09 AM	0.35	0.28
2	10	2018	12	9	38	11:09 AM	0.84	0.21
2	10	2018	12	9	48	11:09 AM	0.85	0.21
2	10	2018	12	9	58	11:09 AM	1.53	-0.14
2	10	2018	12	10	8	11:10 AM	1.26	0.13
2	10	2018	12	10	18	11:10 AM	0.43	0.53
2	10	2018	12	10	28	11:10 AM	-0.12	0.88
2	10	2018	12	10	38	11:10 AM	0.08	1
2	10	2018	12	10	48	11:10 AM	-0.2	1.17

month	day	year	hour	minute	sec	Time	SS vs IA	IA vs OA
2	10	2018	12	10	58	11:10 AM	-0.05	0.97
2	10	2018	12	11	8	11:11 AM	0.11	0.63
2	10	2018	12	11	18	11:11 AM	0.3	0.68
2	10	2018	12	11	28	11:11 AM	0.43	0.54
2	10	2018	12	11	38	11:11 AM	0.22	0.65
2	10	2018	12	11	48	11:11 AM	0.11	0.85
2	10	2018	12	11	58	11:11 AM	0.24	0.69
2	10	2018	12	12	8	11:12 AM	0.06	0.91
2	10	2018	12	12	18	11:12 AM	0.09	0.79
2	10	2018	12	12	28	11:12 AM	0.27	0.74
2	10	2018	12	12	38	11:12 AM	0.59	0.69
2	10	2018	12	12	48	11:12 AM	0.16	0.46
2	10	2018	12	12	58	11:12 AM	0.67	0.19
2	10	2018	12	13	8	11:13 AM	0.18	0.32
2	10	2018	12	13	18	11:13 AM	0.01	0.32
2	10	2018	12	13	28	11:13 AM	0.05	0.52
2	10	2018	12	13	38	11:13 AM	-0.43	0.52
2	10	2018	12	13	48	11:13 AM	0.08	0.59
2	10	2018	12	13	58	11:13 AM	0.07	0.43
2	10	2018	12	14	8	11:14 AM	-0.49	0.65
2	10	2018	12	14	18	11:14 AM	-0.93	0.92
2	10	2018	12	14	28	11:14 AM	-0.83	0.88
2	10	2018	12	14	38	11:14 AM	-0.56	0.73
2	10	2018	12	14	48	11:14 AM	-0.23	0.57
2	10	2018	12	14	58	11:14 AM	-0.38	0.66
2	10	2018	12	15	8	11:15 AM	-0.56	0.76
2	10	2018	12	15	18	11:15 AM	-0.7	0.78
2	10	2018	12	15	28	11:15 AM	-0.88	0.73
2	10	2018	12	15	38	11:15 AM	-0.87	0.76
2	10	2018	12	15	48	11:15 AM	-1.05	1.18
2	10	2018	12	15	58	11:15 AM	-0.68	1.02
2	10	2018	12	16	8	11:16 AM	-0.55	1.09
2	10	2018	12	16	18	11:16 AM	0.21	0.94
2	10	2018	12	16	28	11:16 AM	-0.65	0.79
2	10	2018	12	16	38	11:16 AM	-0.46	0.54
2	10	2018	12	16	48	11:16 AM	-1.17	1.15
2	10	2018	12	16	58	11:16 AM	-1.68	1.27
2	10	2018	12	17	8	11:17 AM	-0.22	0.87
2	10	2018	12	17	18	11:17 AM	-0.04	0.45
2	10	2018	12	17	28	11:17 AM	0.6	0
2	10	2018	12	17	38	11:17 AM	0.15	-0.03
2	10	2018	12	17	48	11:17 AM	-0.62	0.42
2	10	2018	12	17	58	11:17 AM	-0.53	0.62
2	10	2018	12	18	8	11:18 AM	-0.83	0.7
2	10	2018	12	18	18	11:18 AM	-0.48	0.58
2	10	2018	12	18	28	11:18 AM	-0.12	0.72

month	day	year	hour	minute	sec	Time	SS vs IA	IA vs OA
2	10	2018	12	18	38	11:18 AM	-0.13	0.5
2	10	2018	12	18	48	11:18 AM	-0.87	0.86
2	10	2018	12	18	58	11:18 AM	-0.62	0.75
2	10	2018	12	19	8	11:19 AM	-0.54	0.76
2	10	2018	12	19	18	11:19 AM	-0.65	0.76
2	10	2018	12	19	28	11:19 AM	-0.55	0.54
2	10	2018	12	19	38	11:19 AM	-0.56	0.46
2	10	2018	12	19	48	11:19 AM	-0.66	0.39
2	10	2018	12	19	58	11:19 AM	-1.24	0.51
2	10	2018	12	20	8	11:20 AM	-1.58	0.55
2	10	2018	12	20	18	11:20 AM	-1.75	0.69
2	10	2018	12	20	28	11:20 AM	-1.76	0.64
2	10	2018	12	20	38	11:20 AM	-1.51	0.5
2	10	2018	12	20	48	11:20 AM	-1.75	0.45
2	10	2018	12	20	58	11:20 AM	-1.71	0.57
2	10	2018	12	21	8	11:21 AM	-1.34	0.88
2	10	2018	12	21	18	11:21 AM	-1.81	0.36
2	10	2018	12	21	28	11:21 AM	-1.23	0.46
2	10	2018	12	21	38	11:21 AM	-1.06	0.36
2	10	2018	12	21	48	11:21 AM	-1.34	0.36
2	10	2018	12	21	58	11:21 AM	-1.22	0.38
2	10	2018	12	22	8	11:22 AM	-1.62	0.61
2	10	2018	12	22	18	11:22 AM	-1.34	0.9
2	10	2018	12	22	28	11:22 AM	-0.79	0.66
2	10	2018	12	22	38	11:22 AM	-0.7	0.88
2	10	2018	12	22	48	11:22 AM	-1.18	1.1
2	10	2018	12	22	58	11:22 AM	-0.45	0.81
2	10	2018	12	23	8	11:23 AM	0.23	0.8
2	10	2018	12	23	18	11:23 AM	0.36	0.64
2	10	2018	12	23	28	11:23 AM	0.03	0.7
2	10	2018	12	23	38	11:23 AM	-0.2	0.86
2	10	2018	12	23	48	11:23 AM	-0.89	1.31
2	10	2018	12	23	58	11:23 AM	0.31	1.03
2	10	2018	12	24	8	11:24 AM	0.61	1.04
2	10	2018	12	24	18	11:24 AM	0	1.04
2	10	2018	12	24	28	11:24 AM	-0.22	0.97
2	10	2018	12	24	38	11:24 AM	0.13	0.76
2	10	2018	12	24	48	11:24 AM	0.9	0.71
2	10	2018	12	24	58	11:24 AM	0.62	0.56
2	10	2018	12	25	8	11:25 AM	0.16	0.89
2	10	2018	12	25	18	11:25 AM	0.15	0.84
2	10	2018	12	25	28	11:25 AM	-0.83	1.32
2	10	2018	12	25	38	11:25 AM	0.07	1.29
2	10	2018	12	25	48	11:25 AM	-1.65	1.7
2	10	2018	12	25	58	11:25 AM	-1.32	1.52
2	10	2018	12	26	8	11:26 AM	-0.29	0.77

month	day	year	hour	minute	sec	Time	SS vs IA	IA vs OA
2	10	2018	12	26	18	11:26 AM	-0.49	1.09
2	10	2018	12	26	28	11:26 AM	-0.9	1.32
2	10	2018	12	26	38	11:26 AM	-1.7	1.47
2	10	2018	12	26	48	11:26 AM	-1.36	1.4
2	10	2018	12	26	58	11:26 AM	-0.7	0.95
2	10	2018	12	27	8	11:27 AM	-1.09	1.08
2	10	2018	12	27	18	11:27 AM	-0.07	0.68
2	10	2018	12	27	28	11:27 AM	0.06	0.7
2	10	2018	12	27	38	11:27 AM	-0.48	0.72
2	10	2018	12	27	48	11:27 AM	-1.09	1.05
2	10	2018	12	27	58	11:27 AM	-1.09	1.08
2	10	2018	12	28	8	11:28 AM	-1.63	1.31
2	10	2018	12	28	18	11:28 AM	-1.25	1.41
2	10	2018	12	28	28	11:28 AM	-0.25	1.13
2	10	2018	12	28	38	11:28 AM	-0.98	1.5
2	10	2018	12	28	48	11:28 AM	-0.64	1.09
2	10	2018	12	28	58	11:28 AM	-0.5	0.89
2	10	2018	12	29	8	11:29 AM	-0.16	0.71
2	10	2018	12	29	18	11:29 AM	0.43	0.41
2	10	2018	12	29	28	11:29 AM	0.3	0.48
2	10	2018	12	29	38	11:29 AM	-0.25	0.58
2	10	2018	12	29	48	11:29 AM	-0.44	0.61
2	10	2018	12	29	58	11:29 AM	-0.66	0.78
2	10	2018	12	30	8	11:30 AM	-0.4	0.74
2	10	2018	12	30	18	11:30 AM	-0.74	1
2	10	2018	12	30	28	11:30 AM	-0.31	0.87
2	10	2018	12	30	38	11:30 AM	0.3	0.61
2	10	2018	12	30	48	11:30 AM	0.37	0.44
2	10	2018	12	30	58	11:30 AM	0.3	0.58
2	10	2018	12	31	8	11:31 AM	0.46	0.43
2	10	2018	12	31	18	11:31 AM	0.61	0.53
2	10	2018	12	31	28	11:31 AM	0.39	0.54
2	10	2018	12	31	38	11:31 AM	0.86	0.45
2	10	2018	12	31	48	11:31 AM	0.58	0.6
2	10	2018	12	31	58	11:31 AM	1.47	0.17
2	10	2018	12	32	8	11:32 AM	1.15	0.65
2	10	2018	12	32	18	11:32 AM	1.08	0.52
2	10	2018	12	32	28	11:32 AM	1.87	0.02
2	10	2018	12	32	38	11:32 AM	2.34	0.47
2	10	2018	12	32	48	11:32 AM	2.19	0.36
2	10	2018	12	32	58	11:32 AM	1.63	0.56
2	10	2018	12	33	8	11:33 AM	1.2	1.12
2	10	2018	12	33	18	11:33 AM	1.42	1.03
2	10	2018	12	33	28	11:33 AM	1.34	1.05
2	10	2018	12	33	38	11:33 AM	1.65	1.06
2	10	2018	12	33	48	11:33 AM	2.24	0.87

month	day	year	hour	minute	sec	Time	SS vs IA	IA vs OA
2	10	2018	12	33	58	11:33 AM	2.73	0.62
2	10	2018	12	34	8	11:34 AM	2.79	0.84
2	10	2018	12	34	18	11:34 AM	2.12	1
2	10	2018	12	34	28	11:34 AM	1.99	1.08
2	10	2018	12	34	38	11:34 AM	1.46	1.44
2	10	2018	12	34	48	11:34 AM	1.43	1.57
2	10	2018	12	34	58	11:34 AM	1.48	1.68
2	10	2018	12	35	8	11:35 AM	1.61	1.28
2	10	2018	12	35	18	11:35 AM	2.07	0.71
2	10	2018	12	35	28	11:35 AM	2.23	0.55
2	10	2018	12	35	38	11:35 AM	1.49	0.8
2	10	2018	12	35	48	11:35 AM	0.51	0.83
2	10	2018	12	35	58	11:35 AM	-0.12	1
2	10	2018	12	36	8	11:36 AM	0.2	0.61
2	10	2018	12	36	18	11:36 AM	0.37	0.46
2	10	2018	12	36	28	11:36 AM	-0.35	0.39
2	10	2018	12	36	38	11:36 AM	-0.46	0.42
2	10	2018	12	36	48	11:36 AM	-0.89	0.39
2	10	2018	12	36	58	11:36 AM	-0.67	0.47
2	10	2018	12	37	8	11:37 AM	-1.08	0.34
2	10	2018	12	37	18	11:37 AM	-1.48	0.52
2	10	2018	12	37	28	11:37 AM	-1.69	0.36
2	10	2018	12	37	38	11:37 AM	-1.41	0.38
2	10	2018	12	37	48	11:37 AM	-1.59	0.33
2	10	2018	12	37	58	11:37 AM	-2.24	0.99
2	10	2018	12	38	8	11:38 AM	-1.24	0.42
2	10	2018	12	38	18	11:38 AM	-0.9	0.46
2	10	2018	12	38	28	11:38 AM	-0.74	0.48
2	10	2018	12	38	38	11:38 AM	-0.23	0.27
2	10	2018	12	38	48	11:38 AM	-0.12	0.2
2	10	2018	12	38	58	11:38 AM	-0.34	0.19
2	10	2018	12	39	8	11:39 AM	-0.25	0.37
2	10	2018	12	39	18	11:39 AM	0.27	0.45
2	10	2018	12	39	28	11:39 AM	-1.19	1.1
2	10	2018	12	39	38	11:39 AM	-1.36	0.68
2	10	2018	12	39	48	11:39 AM	-0.34	0.66
2	10	2018	12	39	58	11:39 AM	0.14	0.78
2	10	2018	12	40	8	11:40 AM	0.53	0.34
2	10	2018	12	40	18	11:40 AM	0.31	0.39
2	10	2018	12	40	28	11:40 AM	-0.2	0.17
2	10	2018	12	40	38	11:40 AM	-0.15	0.52
2	10	2018	12	40	48	11:40 AM	0.02	0.34
2	10	2018	12	40	58	11:40 AM	-0.15	0.3
2	10	2018	12	41	8	11:41 AM	-0.01	0.06
2	10	2018	12	41	18	11:41 AM	-0.66	0.18
2	10	2018	12	41	28	11:41 AM	-0.77	0.29

month	day	year	hour	minute	sec	Time	SS vs IA	IA vs OA
2	10	2018	12	41	38	11:41 AM	-0.51	0.39
2	10	2018	12	41	48	11:41 AM	-0.69	0.49
2	10	2018	12	41	58	11:41 AM	-0.76	0.44
2	10	2018	12	42	8	11:42 AM	-0.95	0.32
2	10	2018	12	42	18	11:42 AM	-1	0.42
2	10	2018	12	42	28	11:42 AM	-0.31	0.44
2	10	2018	12	42	38	11:42 AM	-0.58	0.45
2	10	2018	12	42	48	11:42 AM	-0.38	0.51
2	10	2018	12	42	58	11:42 AM	-0.28	0.61
2	10	2018	12	43	8	11:43 AM	-0.31	0.49
2	10	2018	12	43	18	11:43 AM	-0.73	0.37
2	10	2018	12	43	28	11:43 AM	0.17	0
2	10	2018	12	43	38	11:43 AM	0.43	0.38
2	10	2018	12	43	48	11:43 AM	-0.03	0.38
2	10	2018	12	43	58	11:43 AM	0.5	-0.07
2	10	2018	12	44	8	11:44 AM	-0.07	0.45
2	10	2018	12	44	18	11:44 AM	0.18	0.45
2	10	2018	12	44	28	11:44 AM	0.4	0.9
2	10	2018	12	44	38	11:44 AM	-0.46	1.42
2	10	2018	12	44	48	11:44 AM	-0.61	1.48
2	10	2018	12	44	58	11:44 AM	-0.25	1.2
2	10	2018	12	45	8	11:45 AM	0.74	0.93
2	10	2018	12	45	18	11:45 AM	0.4	1.17
2	10	2018	12	45	28	11:45 AM	0.4	0.99
2	10	2018	12	45	38	11:45 AM	0.83	0.73
2	10	2018	12	45	48	11:45 AM	1.32	0.81
2	10	2018	12	45	58	11:45 AM	1.07	0.84
2	10	2018	12	46	8	11:46 AM	1.04	0.77
2	10	2018	12	46	18	11:46 AM	1.65	0.58
2	10	2018	12	46	28	11:46 AM	1.39	0.8
2	10	2018	12	46	38	11:46 AM	1.31	0.88
2	10	2018	12	46	48	11:46 AM	0.88	1.01
2	10	2018	12	46	58	11:46 AM	1.44	0.92
2	10	2018	12	47	8	11:47 AM	1.65	0.84
2	10	2018	12	47	18	11:47 AM	1.92	0.71
2	10	2018	12	47	28	11:47 AM	1.44	0.86
2	10	2018	12	47	38	11:47 AM	1.68	0.79
2	10	2018	12	47	48	11:47 AM	1.87	0.96
2	10	2018	12	47	58	11:47 AM	1.78	0.73
2	10	2018	12	48	8	11:48 AM	1.55	0.86
2	10	2018	12	48	18	11:48 AM	2	0.64
2	10	2018	12	48	28	11:48 AM	2.3	0.72
2	10	2018	12	48	38	11:48 AM	2.25	0.79
2	10	2018	12	48	48	11:48 AM	2	0.54
2	10	2018	12	48	58	11:48 AM	2.2	0.37
2	10	2018	12	49	8	11:49 AM	2.53	0.72

month	day	year	hour	minute	sec	Time	SS vs IA	IA vs OA
2	10	2018	12	49	18	11:49 AM	1.96	0.59
2	10	2018	12	49	28	11:49 AM	2.05	0.39
2	10	2018	12	49	38	11:49 AM	2.09	0.61
2	10	2018	12	49	48	11:49 AM	1.91	0.89
2	10	2018	12	49	58	11:49 AM	1.7	0.83
2	10	2018	12	50	8	11:50 AM	2.21	0.62
2	10	2018	12	50	18	11:50 AM	1.87	0.69
2	10	2018	12	50	28	11:50 AM	1.96	0.54
2	10	2018	12	50	38	11:50 AM	2.07	0.57
2	10	2018	12	50	48	11:50 AM	1.38	0.94
2	10	2018	12	50	58	11:50 AM	0.87	0.98
2	10	2018	12	51	8	11:51 AM	1.23	0.8
2	10	2018	12	51	18	11:51 AM	1.31	0.87
2	10	2018	12	51	28	11:51 AM	0.98	0.76
2	10	2018	12	51	38	11:51 AM	1.87	0.52
2	10	2018	12	51	48	11:51 AM	1.08	1.05
2	10	2018	12	51	58	11:51 AM	1.3	0.78
2	10	2018	12	52	8	11:52 AM	1.7	0.51
2	10	2018	12	52	18	11:52 AM	1.54	0.46
2	10	2018	12	52	28	11:52 AM	1.7	0.62
2	10	2018	12	52	38	11:52 AM	1.33	0.61
2	10	2018	12	52	48	11:52 AM	0.8	0.65
2	10	2018	12	52	58	11:52 AM	0.98	1.14
2	10	2018	12	53	8	11:53 AM	0.39	1.32
2	10	2018	12	53	18	11:53 AM	0.59	1.3
2	10	2018	12	53	28	11:53 AM	0.59	1.41
2	10	2018	12	53	38	11:53 AM	1.24	1.53
2	10	2018	12	53	48	11:53 AM	0.92	1.38
2	10	2018	12	53	58	11:53 AM	0.77	1.55
2	10	2018	12	54	8	11:54 AM	0.3	1.56
2	10	2018	12	54	18	11:54 AM	1.13	1.04
2	10	2018	12	54	28	11:54 AM	1.26	0.9
2	10	2018	12	54	38	11:54 AM	1.47	0.96
2	10	2018	12	54	48	11:54 AM	0.39	1.25
2	10	2018	12	54	58	11:54 AM	0.07	1.64
2	10	2018	12	55	8	11:55 AM	0.71	1.33
2	10	2018	12	55	18	11:55 AM	0.69	1.05
2	10	2018	12	55	28	11:55 AM	1.19	0.95
2	10	2018	12	55	38	11:55 AM	0.81	1.07
2	10	2018	12	55	48	11:55 AM	0.32	1
2	10	2018	12	55	58	11:55 AM	0.79	0.78
2	10	2018	12	56	8	11:56 AM	1.54	0.64
2	10	2018	12	56	18	11:56 AM	1.84	0.46
2	10	2018	12	56	28	11:56 AM	0.97	0.56
2	10	2018	12	56	38	11:56 AM	1.58	0.37
2	10	2018	12	56	48	11:56 AM	1.31	0.39

month	day	year	hour	minute	sec	Time	SS vs IA	IA vs OA
2	10	2018	12	56	58	11:56 AM	0.58	0.94
2	10	2018	12	57	8	11:57 AM	-0.01	1.29
2	10	2018	12	57	18	11:57 AM	1.01	0.77
2	10	2018	12	57	28	11:57 AM	1.94	0.49
2	10	2018	12	57	38	11:57 AM	2.05	0.45
2	10	2018	12	57	48	11:57 AM	1.86	0.35
2	10	2018	12	57	58	11:57 AM	1.4	0.46
2	10	2018	12	58	8	11:58 AM	1.55	0.47
2	10	2018	12	58	18	11:58 AM	1.64	0.45
2	10	2018	12	58	28	11:58 AM	1.17	0.7
2	10	2018	12	58	38	11:58 AM	0.57	0.8
2	10	2018	12	58	48	11:58 AM	1.26	0.33
2	10	2018	12	58	58	11:58 AM	1.88	0.26
2	10	2018	12	59	8	11:59 AM	1.24	0.6
2	10	2018	12	59	18	11:59 AM	0.86	0.59
2	10	2018	12	59	28	11:59 AM	1.1	0.21
2	10	2018	12	59	38	11:59 AM	1.31	0.15
2	10	2018	12	59	48	11:59 AM	1.16	0.24
2	10	2018	12	59	58	11:59 AM	1.22	0.33
2	10	2018	13	0	8	12:00 PM	0.72	0.31
2	10	2018	13	0	18	12:00 PM	0.19	0.18
2	10	2018	13	0	28	12:00 PM	-0.29	0.2
2	10	2018	13	0	38	12:00 PM	-0.56	0.5
2	10	2018	13	0	48	12:00 PM	-0.35	0.85
2	10	2018	13	0	58	12:00 PM	-0.55	0.39
2	10	2018	13	1	8	12:01 PM	-1.12	1
2	10	2018	13	1	18	12:01 PM	-0.73	0.72
2	10	2018	13	1	28	12:01 PM	0.17	0.22
2	10	2018	13	1	38	12:01 PM	-0.11	0.45
2	10	2018	13	1	48	12:01 PM	0.01	0.51
2	10	2018	13	1	58	12:01 PM	0.09	0.28
2	10	2018	13	2	8	12:02 PM	0.87	0.24
2	10	2018	13	2	18	12:02 PM	0.44	0.79
2	10	2018	13	2	28	12:02 PM	1.06	0.5
2	10	2018	13	2	38	12:02 PM	1.11	0.72
2	10	2018	13	2	48	12:02 PM	1.78	0.55
2	10	2018	13	2	58	12:02 PM	2.01	0.66
2	10	2018	13	3	8	12:03 PM	2.26	0.93
2	10	2018	13	3	18	12:03 PM	2.31	0.96
2	10	2018	13	3	28	12:03 PM	2.9	0.58
2	10	2018	13	3	38	12:03 PM	3.56	0.64
2	10	2018	13	3	48	12:03 PM	3.84	0.59
2	10	2018	13	3	58	12:03 PM	3.53	0.48
2	10	2018	13	4	8	12:04 PM	3.38	0.62
2	10	2018	13	4	18	12:04 PM	3.6	0.4
2	10	2018	13	4	28	12:04 PM	3.86	0.29

month	day	year	hour	minute	sec	Time	SS vs IA	IA vs OA
2	10	2018	13	4	38	12:04 PM	3.32	0.36
2	10	2018	13	4	48	12:04 PM	3.13	0.47
2	10	2018	13	4	58	12:04 PM	3.43	0.51
2	10	2018	13	5	8	12:05 PM	3.62	0.5
2	10	2018	13	5	18	12:05 PM	3.28	0.26
2	10	2018	13	5	28	12:05 PM	3.13	0.32
2	10	2018	13	5	38	12:05 PM	2.83	0.36
2	10	2018	13	5	48	12:05 PM	2.85	0.21
2	10	2018	13	5	58	12:05 PM	2.38	0.53
2	10	2018	13	6	8	12:06 PM	2.11	0.61
2	10	2018	13	6	18	12:06 PM	1.93	0.43
2	10	2018	13	6	28	12:06 PM	1.35	0.64
2	10	2018	13	6	38	12:06 PM	0.97	0.67
2	10	2018	13	6	48	12:06 PM	0.53	0.84
2	10	2018	13	6	58	12:06 PM	0.04	0.94
2	10	2018	13	7	8	12:07 PM	-0.3	0.83
2	10	2018	13	7	18	12:07 PM	-0.11	0.64
2	10	2018	13	7	28	12:07 PM	-0.3	0.72
2	10	2018	13	7	38	12:07 PM	-0.72	0.82
2	10	2018	13	7	48	12:07 PM	-0.81	0.84
2	10	2018	13	7	58	12:07 PM	-0.88	0.79
2	10	2018	13	8	8	12:08 PM	-0.5	0.55
2	10	2018	13	8	18	12:08 PM	-0.36	0.37
2	10	2018	13	8	28	12:08 PM	-0.06	0.23
2	10	2018	13	8	38	12:08 PM	-0.04	0.35
2	10	2018	13	8	48	12:08 PM	-0.11	0.48
2	10	2018	13	8	58	12:08 PM	-0.19	0.7
2	10	2018	13	9	8	12:09 PM	-0.03	0.65
2	10	2018	13	9	18	12:09 PM	0.26	0.57
2	10	2018	13	9	28	12:09 PM	0.44	0.6
2	10	2018	13	9	38	12:09 PM	0.68	0.53
2	10	2018	13	9	48	12:09 PM	0.01	0.87
2	10	2018	13	9	58	12:09 PM	-0.59	1.17
2	10	2018	13	10	8	12:10 PM	0.52	0.86
2	10	2018	13	10	18	12:10 PM	-0.1	1.35
2	10	2018	13	10	28	12:10 PM	1.03	0.92
2	10	2018	13	10	38	12:10 PM	1.55	0.65
2	10	2018	13	10	48	12:10 PM	1.4	0.84
2	10	2018	13	10	58	12:10 PM	1.03	0.97
2	10	2018	13	11	8	12:11 PM	1.2	0.73
2	10	2018	13	11	18	12:11 PM	1.21	0.56
2	10	2018	13	11	28	12:11 PM	0.2	0.77
2	10	2018	13	11	38	12:11 PM	-0.31	0.63
2	10	2018	13	11	48	12:11 PM	0.1	0.55
2	10	2018	13	11	58	12:11 PM	0.04	0.64
2	10	2018	13	12	8	12:12 PM	-0.14	0.58

month	day	year	hour	minute	sec	Time	SS vs IA	IA vs OA
2	10	2018	13	12	18	12:12 PM	-0.07	0.45
2	10	2018	13	12	28	12:12 PM	-0.65	0.78
2	10	2018	13	12	38	12:12 PM	-0.74	0.87
2	10	2018	13	12	48	12:12 PM	-0.15	0.82
2	10	2018	13	12	58	12:12 PM	0.1	0.72
2	10	2018	13	13	8	12:13 PM	1	0.7
2	10	2018	13	13	18	12:13 PM	0.56	0.85
2	10	2018	13	13	28	12:13 PM	1.16	1.08
2	10	2018	13	13	38	12:13 PM	1.45	1.28
2	10	2018	13	13	48	12:13 PM	2.56	0.96
2	10	2018	13	13	58	12:13 PM	2.47	1.09
2	10	2018	13	14	8	12:14 PM	2.79	0.91
2	10	2018	13	14	18	12:14 PM	2.6	0.76
2	10	2018	13	14	28	12:14 PM	2.76	0.6
2	10	2018	13	14	38	12:14 PM	2.85	0.64
2	10	2018	13	14	48	12:14 PM	1.83	1.14
2	10	2018	13	14	58	12:14 PM	1.41	1.21
2	10	2018	13	15	8	12:15 PM	1.71	1.03
2	10	2018	13	15	18	12:15 PM	1.92	0.99
2	10	2018	13	15	28	12:15 PM	2.46	0.64
2	10	2018	13	15	38	12:15 PM	2.75	0.48
2	10	2018	13	15	48	12:15 PM	2.51	0.72
2	10	2018	13	15	58	12:15 PM	1.61	0.86
2	10	2018	13	16	8	12:16 PM	1.55	0.96
2	10	2018	13	16	18	12:16 PM	1.55	0.88
2	10	2018	13	16	28	12:16 PM	1.28	0.88
2	10	2018	13	16	38	12:16 PM	1.15	0.99
2	10	2018	13	16	48	12:16 PM	0.73	1.24
2	10	2018	13	16	58	12:16 PM	1.41	1.03
2	10	2018	13	17	8	12:17 PM	1.24	1.1
2	10	2018	13	17	18	12:17 PM	1.25	1.23
2	10	2018	13	17	28	12:17 PM	1.78	0.9
2	10	2018	13	17	38	12:17 PM	1.9	0.95
2	10	2018	13	17	48	12:17 PM	2.15	0.93
2	10	2018	13	17	58	12:17 PM	2.06	0.9
2	10	2018	13	18	8	12:18 PM	2.16	0.76
2	10	2018	13	18	18	12:18 PM	2.54	0.55
2	10	2018	13	18	28	12:18 PM	2.74	0.62
2	10	2018	13	18	38	12:18 PM	2.36	0.73
2	10	2018	13	18	48	12:18 PM	1.88	0.77
2	10	2018	13	18	58	12:18 PM	2.22	0.61
2	10	2018	13	19	8	12:19 PM	2.45	0.75
2	10	2018	13	19	18	12:19 PM	2.44	0.62
2	10	2018	13	19	28	12:19 PM	2.4	0.71
2	10	2018	13	19	38	12:19 PM	1.53	1.07
2	10	2018	13	19	48	12:19 PM	1.7	0.98

month	day	year	hour	minute	sec	Time	SS vs IA	IA vs OA
2	10	2018	13	19	58	12:19 PM	2.17	1.11
2	10	2018	13	20	8	12:20 PM	1.95	1.06
2	10	2018	13	20	18	12:20 PM	2.25	0.84
2	10	2018	13	20	28	12:20 PM	2.85	0.93
2	10	2018	13	20	38	12:20 PM	2.74	0.88
2	10	2018	13	20	48	12:20 PM	1.9	1.13
2	10	2018	13	20	58	12:20 PM	2.21	0.95
2	10	2018	13	21	8	12:21 PM	1.74	1
2	10	2018	13	21	18	12:21 PM	1.26	1.09
2	10	2018	13	21	28	12:21 PM	0.9	0.97
2	10	2018	13	21	38	12:21 PM	0.54	1.06
2	10	2018	13	21	48	12:21 PM	1.16	0.72
2	10	2018	13	21	58	12:21 PM	0.81	0.96
2	10	2018	13	22	8	12:22 PM	0.57	0.96
2	10	2018	13	22	18	12:22 PM	0.3	1.12
2	10	2018	13	22	28	12:22 PM	0.03	1.05
2	10	2018	13	22	38	12:22 PM	0.71	1.05
2	10	2018	13	22	48	12:22 PM	1.47	0.83
2	10	2018	13	22	58	12:22 PM	1.68	0.57
2	10	2018	13	23	8	12:23 PM	1.65	0.61
2	10	2018	13	23	18	12:23 PM	1.75	0.77
2	10	2018	13	23	28	12:23 PM	1.78	0.72
2	10	2018	13	23	38	12:23 PM	2.17	0.82
2	10	2018	13	23	48	12:23 PM	2.61	0.95
2	10	2018	13	23	58	12:23 PM	2.16	1.25
2	10	2018	13	24	8	12:24 PM	2.61	0.88
2	10	2018	13	24	18	12:24 PM	2.31	1.24
2	10	2018	13	24	28	12:24 PM	2.05	1.01
2	10	2018	13	24	38	12:24 PM	2.22	1.1
2	10	2018	13	24	48	12:24 PM	1.93	1.03
2	10	2018	13	24	58	12:24 PM	1.37	1.17
2	10	2018	13	25	8	12:25 PM	1.24	0.85
2	10	2018	13	25	18	12:25 PM	0.55	1.29
2	10	2018	13	25	28	12:25 PM	-0.15	1.13
2	10	2018	13	25	38	12:25 PM	-0.88	1.2
2	10	2018	13	25	48	12:25 PM	-1.64	1.28
2	10	2018	13	25	58	12:25 PM	-1.16	0.81
2	10	2018	13	26	8	12:26 PM	-1.45	0.92
2	10	2018	13	26	18	12:26 PM	-2.14	0.93
2	10	2018	13	26	28	12:26 PM	-3	1.59
2	10	2018	13	26	38	12:26 PM	-2.12	1.14
2	10	2018	13	26	48	12:26 PM	-1.67	0.92
2	10	2018	13	26	58	12:26 PM	-2.41	1.14
2	10	2018	13	27	8	12:27 PM	-1.66	1.02
2	10	2018	13	27	18	12:27 PM	-0.45	0.99
2	10	2018	13	27	28	12:27 PM	0.41	0.87

month	day	year	hour	minute	sec	Time	SS vs IA	IA vs OA
2	10	2018	13	27	38	12:27 PM	1.39	0.71
2	10	2018	13	27	48	12:27 PM	1.85	0.69
2	10	2018	13	27	58	12:27 PM	1.26	1.3
2	10	2018	13	28	8	12:28 PM	1.2	1.73
2	10	2018	13	28	18	12:28 PM	3.12	1.23
2	10	2018	13	28	28	12:28 PM	3.52	1.26
2	10	2018	13	28	38	12:28 PM	3.22	1.31
2	10	2018	13	28	48	12:28 PM	3.71	1.35
2	10	2018	13	28	58	12:28 PM	3.94	1.36
2	10	2018	13	29	8	12:29 PM	4.27	1.29
2	10	2018	13	29	18	12:29 PM	4.31	1.05
2	10	2018	13	29	28	12:29 PM	4.43	0.77
2	10	2018	13	29	38	12:29 PM	4.04	0.81
2	10	2018	13	29	48	12:29 PM	2.92	1.22
2	10	2018	13	29	58	12:29 PM	2.22	1.36
2	10	2018	13	30	8	12:30 PM	2.82	1.15
2	10	2018	13	30	18	12:30 PM	2.33	1.02
2	10	2018	13	30	28	12:30 PM	1.32	1.77
2	10	2018	13	30	38	12:30 PM	0.83	1.79
2	10	2018	13	30	48	12:30 PM	1.29	1.26
2	10	2018	13	30	58	12:30 PM	1.18	1.1
2	10	2018	13	31	8	12:31 PM	1.68	0.88
2	10	2018	13	31	18	12:31 PM	1.68	0.78
2	10	2018	13	31	28	12:31 PM	1.23	1.15
2	10	2018	13	31	38	12:31 PM	0.29	1.53
2	10	2018	13	31	48	12:31 PM	1.49	1.23
2	10	2018	13	31	58	12:31 PM	1.73	1.31
2	10	2018	13	32	8	12:32 PM	1.88	1.48
2	10	2018	13	32	18	12:32 PM	2.17	1.29
2	10	2018	13	32	28	12:32 PM	2.26	1.24
2	10	2018	13	32	38	12:32 PM	1.3	1.79
2	10	2018	13	32	48	12:32 PM	1.54	1.61
2	10	2018	13	32	58	12:32 PM	2.01	1.73
2	10	2018	13	33	8	12:33 PM	2.62	1.68
2	10	2018	13	33	18	12:33 PM	2.67	1.19
2	10	2018	13	33	28	12:33 PM	2.5	1.07
2	10	2018	13	33	38	12:33 PM	3.52	0.75
2	10	2018	13	33	48	12:33 PM	3.18	0.73
2	10	2018	13	33	58	12:33 PM	2.85	0.91
2	10	2018	13	34	8	12:34 PM	2.33	1.21
2	10	2018	13	34	18	12:34 PM	1.12	1.35
2	10	2018	13	34	28	12:34 PM	0.97	1.09
2	10	2018	13	34	38	12:34 PM	1	1.08
2	10	2018	13	34	48	12:34 PM	0.79	1.01
2	10	2018	13	34	58	12:34 PM	-0.07	1.05
2	10	2018	13	35	8	12:35 PM	-0.84	1.49

month	day	year	hour	minute	sec	Time	SS vs IA	IA vs OA
2	10	2018	13	35	18	12:35 PM	-1.28	1.05
2	10	2018	13	35	28	12:35 PM	-1.05	0.57
2	10	2018	13	35	38	12:35 PM	-1.41	0.57
2	10	2018	13	35	48	12:35 PM	-1.47	0.54
2	10	2018	13	35	58	12:35 PM	-0.16	0.17
2	10	2018	13	36	8	12:36 PM	-0.71	0.59
2	10	2018	13	36	18	12:36 PM	-0.5	1.08
2	10	2018	13	36	28	12:36 PM	-0.09	1.4
2	10	2018	13	36	38	12:36 PM	0.85	1.2
2	10	2018	13	36	48	12:36 PM	2.31	0.81
2	10	2018	13	36	58	12:36 PM	3.32	0.56
2	10	2018	13	37	8	12:37 PM	4.12	0.49
2	10	2018	13	37	18	12:37 PM	4.17	0.95
2	10	2018	13	37	28	12:37 PM	4.39	1.49
2	10	2018	13	37	38	12:37 PM	3.89	1.94
2	10	2018	13	37	48	12:37 PM	5.43	1.51
2	10	2018	13	37	58	12:37 PM	5.16	1.88
2	10	2018	13	38	8	12:38 PM	4.84	1.85
2	10	2018	13	38	18	12:38 PM	4.55	1.94
2	10	2018	13	38	28	12:38 PM	4.4	1.72
2	10	2018	13	38	38	12:38 PM	4.31	1.74
2	10	2018	13	38	48	12:38 PM	4.57	1.66
2	10	2018	13	38	58	12:38 PM	4.17	1.48
2	10	2018	13	39	8	12:39 PM	3.26	1.61
2	10	2018	13	39	18	12:39 PM	1.9	1.85
2	10	2018	13	39	28	12:39 PM	1.5	1.65
2	10	2018	13	39	38	12:39 PM	0.82	1.81
2	10	2018	13	39	48	12:39 PM	1.12	1.22
2	10	2018	13	39	58	12:39 PM	0.49	1.16
2	10	2018	13	40	8	12:40 PM	-0.59	1.1
2	10	2018	13	40	18	12:40 PM	-1.64	1.23
2	10	2018	13	40	28	12:40 PM	-2.15	1.25
2	10	2018	13	40	38	12:40 PM	-3.32	1.46
2	10	2018	13	40	48	12:40 PM	-4.08	1.23
2	10	2018	13	40	58	12:40 PM	-4.71	0.98
2	10	2018	13	41	8	12:41 PM	-4.69	0.78
2	10	2018	13	41	18	12:41 PM	-4.93	0.69
2	10	2018	13	41	28	12:41 PM	-5.73	0.49
2	10	2018	13	41	38	12:41 PM	-6.3	0.62
2	10	2018	13	41	48	12:41 PM	-7.32	1.03
2	10	2018	13	41	58	12:41 PM	-7.52	0.56
2	10	2018	13	42	8	12:42 PM	-7.44	0.54
2	10	2018	13	42	18	12:42 PM	-7.99	0.74
2	10	2018	13	42	28	12:42 PM	-7.81	0.66
2	10	2018	13	42	38	12:42 PM	-7.52	0.66
2	10	2018	13	42	48	12:42 PM	-6.9	0.6

month	day	year	hour	minute	sec	Time	SS vs IA	IA vs OA
2	10	2018	13	42	58	12:42 PM	-6.24	0.39
2	10	2018	13	43	8	12:43 PM	-5.68	0.37
2	10	2018	13	43	18	12:43 PM	-5.77	0.66
2	10	2018	13	43	28	12:43 PM	-5.45	0.43
2	10	2018	13	43	38	12:43 PM	-5.7	1.16
2	10	2018	13	43	48	12:43 PM	-4.03	0.62
2	10	2018	13	43	58	12:43 PM	-2.98	0.82
2	10	2018	13	44	8	12:44 PM	-1.97	0.86
2	10	2018	13	44	18	12:44 PM	-0.67	0.49
2	10	2018	13	44	28	12:44 PM	-0.14	0.77
2	10	2018	13	44	38	12:44 PM	1	0.67
2	10	2018	13	44	48	12:44 PM	1.28	1.03
2	10	2018	13	44	58	12:44 PM	2.59	0.96
2	10	2018	13	45	8	12:45 PM	3.95	0.79
2	10	2018	13	45	18	12:45 PM	5.29	0.58
2	10	2018	13	45	28	12:45 PM	6.04	0.68
2	10	2018	13	45	38	12:45 PM	5.9	1
2	10	2018	13	45	48	12:45 PM	6.06	1.04
2	10	2018	13	45	58	12:45 PM	5.93	1.23
2	10	2018	13	46	8	12:46 PM	5.91	1.17
2	10	2018	13	46	18	12:46 PM	6.51	1.04
2	10	2018	13	46	28	12:46 PM	6.73	0.86
2	10	2018	13	46	38	12:46 PM	6.83	0.74
2	10	2018	13	46	48	12:46 PM	7.17	0.75
2	10	2018	13	46	58	12:46 PM	6.01	1.15
2	10	2018	13	47	8	12:47 PM	5.71	1.11
2	10	2018	13	47	18	12:47 PM	7.15	0.88
2	10	2018	13	47	28	12:47 PM	7.27	0.79
2	10	2018	13	47	38	12:47 PM	6.87	1.17
2	10	2018	13	47	48	12:47 PM	6.95	1.31
2	10	2018	13	47	58	12:47 PM	8.07	1.07
2	10	2018	13	48	8	12:48 PM	8.17	0.92
2	10	2018	13	48	18	12:48 PM	7.72	1.41
2	10	2018	13	48	28	12:48 PM	7.32	1.16
2	10	2018	13	48	38	12:48 PM	6.52	1.65
2	10	2018	13	48	48	12:48 PM	6.19	1.84
2	10	2018	13	48	58	12:48 PM	6.44	1.62
2	10	2018	13	49	8	12:49 PM	7.12	1.44
2	10	2018	13	49	18	12:49 PM	6.61	1.26
2	10	2018	13	49	28	12:49 PM	6.64	0.91
2	10	2018	13	49	38	12:49 PM	6.2	1.25
2	10	2018	13	49	48	12:49 PM	4.8	1.49
2	10	2018	13	49	58	12:49 PM	4.72	1.17
2	10	2018	13	50	8	12:50 PM	4.54	0.76
2	10	2018	13	50	18	12:50 PM	3.26	0.95
2	10	2018	13	50	28	12:50 PM	2.24	1.18

month	day	year	hour	minute	sec	Time	SS vs IA	IA vs OA
2	10	2018	13	50	38	12:50 PM	2.23	0.86
2	10	2018	13	50	48	12:50 PM	1.31	0.9
2	10	2018	13	50	58	12:50 PM	0.74	1.19
2	10	2018	13	51	8	12:51 PM	0.81	1
2	10	2018	13	51	18	12:51 PM	0.57	0.83
2	10	2018	13	51	28	12:51 PM	-0.77	0.88
2	10	2018	13	51	38	12:51 PM	-1.01	0.73
2	10	2018	13	51	48	12:51 PM	-1.21	0.77
2	10	2018	13	51	58	12:51 PM	-1.1	1.04
2	10	2018	13	52	8	12:52 PM	-0.91	1.5
2	10	2018	13	52	18	12:52 PM	-0.65	0.88
2	10	2018	13	52	28	12:52 PM	-0.5	0.84
2	10	2018	13	52	38	12:52 PM	-1	1.13
2	10	2018	13	52	48	12:52 PM	-0.78	1.16
2	10	2018	13	52	58	12:52 PM	-0.88	1.42
2	10	2018	13	53	8	12:53 PM	-1.14	1.78
2	10	2018	13	53	18	12:53 PM	-0.63	1.52
2	10	2018	13	53	28	12:53 PM	-0.23	1.07
2	10	2018	13	53	38	12:53 PM	-0.31	1.11
2	10	2018	13	53	48	12:53 PM	-0.32	1.3
2	10	2018	13	53	58	12:53 PM	-0.22	1.52
2	10	2018	13	54	8	12:54 PM	-0.59	1.81
2	10	2018	13	54	18	12:54 PM	0.65	1.34
2	10	2018	13	54	28	12:54 PM	1	1.34
2	10	2018	13	54	38	12:54 PM	0.83	1.21
2	10	2018	13	54	48	12:54 PM	0.64	1.4
2	10	2018	13	54	58	12:54 PM	-0.07	1.7
2	10	2018	13	55	8	12:55 PM	0.47	1.42
2	10	2018	13	55	18	12:55 PM	0.41	1.67
2	10	2018	13	55	28	12:55 PM	0.88	1.36
2	10	2018	13	55	38	12:55 PM	0.35	1.64
2	10	2018	13	55	48	12:55 PM	0.5	1.46
2	10	2018	13	55	58	12:55 PM	0.53	1.21
2	10	2018	13	56	8	12:56 PM	0.5	1.24
2	10	2018	13	56	18	12:56 PM	0.71	0.77
2	10	2018	13	56	28	12:56 PM	-0.27	0.96
2	10	2018	13	56	38	12:56 PM	-0.8	1.18
2	10	2018	13	56	48	12:56 PM	-2.11	1.61
2	10	2018	13	56	58	12:56 PM	-2.41	1.43
2	10	2018	13	57	8	12:57 PM	-2.11	1.04
2	10	2018	13	57	18	12:57 PM	-2.41	1.05
2	10	2018	13	57	28	12:57 PM	-2.12	0.7
2	10	2018	13	57	38	12:57 PM	-1.82	0.94
2	10	2018	13	57	48	12:57 PM	-1.72	0.78
2	10	2018	13	57	58	12:57 PM	-1.84	0.88
2	10	2018	13	58	8	12:58 PM	-1.63	0.96

month	day	year	hour	minute	sec	Time	SS vs IA	IA vs OA
2	10	2018	13	58	18	12:58 PM	-1.26	0.9
2	10	2018	13	58	28	12:58 PM	-1.39	0.79
2	10	2018	13	58	38	12:58 PM	-1.03	0.84
2	10	2018	13	58	48	12:58 PM	-0.2	0.47
2	10	2018	13	58	58	12:58 PM	-0.1	0.76
2	10	2018	13	59	8	12:59 PM	-0.43	1.04
2	10	2018	13	59	18	12:59 PM	1.07	0.67
2	10	2018	13	59	28	12:59 PM	0.89	0.91
2	10	2018	13	59	38	12:59 PM	0.85	0.8
2	10	2018	13	59	48	12:59 PM	1.63	0.56
2	10	2018	13	59	58	12:59 PM	1.44	1.23
2	10	2018	14	0	8	1:00 PM	0.35	1.41
2	10	2018	14	0	18	1:00 PM	1.27	1.21
2	10	2018	14	0	28	1:00 PM	1.25	1.26
2	10	2018	14	0	38	1:00 PM	1.16	1.69
2	10	2018	14	0	48	1:00 PM	2.36	1.16
2	10	2018	14	0	58	1:00 PM	1.68	0.94
2	10	2018	14	1	8	1:01 PM	1.54	0.72
2	10	2018	14	1	18	1:01 PM	1.72	0.74
2	10	2018	14	1	28	1:01 PM	0.77	0.67
2	10	2018	14	1	38	1:01 PM	0.59	0.65
2	10	2018	14	1	48	1:01 PM	0.16	0.94
2	10	2018	14	1	58	1:01 PM	-0.03	1.01
2	10	2018	14	2	8	1:02 PM	-0.14	1.04
2	10	2018	14	2	18	1:02 PM	-0.58	0.97
2	10	2018	14	2	28	1:02 PM	-1.19	1.17
2	10	2018	14	2	38	1:02 PM	-1.33	1.01
2	10	2018	14	2	48	1:02 PM	-1.56	1.03
2	10	2018	14	2	58	1:02 PM	-2.92	1.53
2	10	2018	14	3	8	1:03 PM	-2.32	1.59
2	10	2018	14	3	18	1:03 PM	-2.49	1.48
2	10	2018	14	3	28	1:03 PM	-1.32	1.47
2	10	2018	14	3	38	1:03 PM	-1.75	1.15
2	10	2018	14	3	48	1:03 PM	-1.56	1.08
2	10	2018	14	3	58	1:03 PM	-0.98	1.08
2	10	2018	14	4	8	1:04 PM	-1.57	1.34
2	10	2018	14	4	18	1:04 PM	-2.33	1.87
2	10	2018	14	4	28	1:04 PM	-1.01	1.55
2	10	2018	14	4	38	1:04 PM	-0.65	1.31
2	10	2018	14	4	48	1:04 PM	-1.39	1.4
2	10	2018	14	4	58	1:04 PM	-1.38	1.56
2	10	2018	14	5	8	1:05 PM	-0.99	1.45
2	10	2018	14	5	18	1:05 PM	-0.37	1.32
2	10	2018	14	5	28	1:05 PM	-0.62	1.43
2	10	2018	14	5	38	1:05 PM	-1.17	1.55
2	10	2018	14	5	48	1:05 PM	-1.06	1.66

month	day	year	hour	minute	sec	Time	SS vs IA	IA vs OA
2	10	2018	14	5	58	1:05 PM	0.06	1.39
2	10	2018	14	6	8	1:06 PM	-0.44	1.71
2	10	2018	14	6	18	1:06 PM	0.19	1.42
2	10	2018	14	6	28	1:06 PM	1.14	0.79
2	10	2018	14	6	38	1:06 PM	1.32	0.82
2	10	2018	14	6	48	1:06 PM	1.01	0.93
2	10	2018	14	6	58	1:06 PM	0.6	0.89
2	10	2018	14	7	8	1:07 PM	0.6	0.79
2	10	2018	14	7	18	1:07 PM	0.8	0.83
2	10	2018	14	7	28	1:07 PM	0.14	1.11
2	10	2018	14	7	38	1:07 PM	-0.11	1.24
2	10	2018	14	7	48	1:07 PM	0.75	1.17
2	10	2018	14	7	58	1:07 PM	0.87	0.96
2	10	2018	14	8	8	1:08 PM	0.61	0.85
2	10	2018	14	8	18	1:08 PM	0.74	0.84
2	10	2018	14	8	28	1:08 PM	1.14	0.63
2	10	2018	14	8	38	1:08 PM	1.28	0.84
2	10	2018	14	8	48	1:08 PM	0.86	1.12
2	10	2018	14	8	58	1:08 PM	0.22	1.19
2	10	2018	14	9	8	1:09 PM	-0.02	1.19
2	10	2018	14	9	18	1:09 PM	-0.15	1.15
2	10	2018	14	9	28	1:09 PM	0.13	0.93
2	10	2018	14	9	38	1:09 PM	0.45	0.98
2	10	2018	14	9	48	1:09 PM	0.49	0.84
2	10	2018	14	9	58	1:09 PM	0.16	0.89
2	10	2018	14	10	8	1:10 PM	0.11	0.94
2	10	2018	14	10	18	1:10 PM	-0.73	1.21
2	10	2018	14	10	28	1:10 PM	-0.35	0.73
2	10	2018	14	10	38	1:10 PM	-1.8	1.65
2	10	2018	14	10	48	1:10 PM	-1.18	1.32
2	10	2018	14	10	58	1:10 PM	-0.5	0.98
2	10	2018	14	11	8	1:11 PM	-0.66	1.08
2	10	2018	14	11	18	1:11 PM	-0.82	1.01
2	10	2018	14	11	28	1:11 PM	-0.57	0.92
2	10	2018	14	11	38	1:11 PM	0.18	0.6
2	10	2018	14	11	48	1:11 PM	-0.36	0.79
2	10	2018	14	11	58	1:11 PM	-1.08	0.82
2	10	2018	14	12	8	1:12 PM	-0.58	0.57
2	10	2018	14	12	18	1:12 PM	-0.31	0.48
2	10	2018	14	12	28	1:12 PM	-0.76	0.64
2	10	2018	14	12	38	1:12 PM	-1.25	0.66
2	10	2018	14	12	48	1:12 PM	-1.22	0.49
2	10	2018	14	12	58	1:12 PM	-0.86	0.37
2	10	2018	14	13	8	1:13 PM	-0.19	0.22
2	10	2018	14	13	18	1:13 PM	-0.63	0.4
2	10	2018	14	13	28	1:13 PM	-1.14	0.78

month	day	year	hour	minute	sec	Time	SS vs IA	IA vs OA
2	10	2018	14	13	38	1:13 PM	-0.57	0.19
2	10	2018	14	13	48	1:13 PM	0	0.49
2	10	2018	14	13	58	1:13 PM	-1.13	0.97
2	10	2018	14	14	8	1:14 PM	-1.22	1.61
2	10	2018	14	14	18	1:14 PM	-0.33	1.46
2	10	2018	14	14	28	1:14 PM	0.63	1.39
2	10	2018	14	14	38	1:14 PM	0.33	1.31
2	10	2018	14	14	48	1:14 PM	-0.26	1.49
2	10	2018	14	14	58	1:14 PM	-0.05	1.42
2	10	2018	14	15	8	1:15 PM	0.7	0.96
2	10	2018	14	15	18	1:15 PM	1.69	0.61
2	10	2018	14	15	28	1:15 PM	1.82	0.55
2	10	2018	14	15	38	1:15 PM	2.01	0.47
2	10	2018	14	15	48	1:15 PM	1.92	0.45
2	10	2018	14	15	58	1:15 PM	1.09	1
2	10	2018	14	16	8	1:16 PM	0.86	1.06
2	10	2018	14	16	18	1:16 PM	1.66	0.66
2	10	2018	14	16	28	1:16 PM	1.54	0.85
2	10	2018	14	16	38	1:16 PM	1.8	0.86
2	10	2018	14	16	48	1:16 PM	1.9	0.96
2	10	2018	14	16	58	1:16 PM	0.9	1.52
2	10	2018	14	17	8	1:17 PM	0.33	1.93
2	10	2018	14	17	18	1:17 PM	1.22	1.72
2	10	2018	14	17	28	1:17 PM	1.99	1.46
2	10	2018	14	17	38	1:17 PM	2.24	1.13
2	10	2018	14	17	48	1:17 PM	2.33	1.19
2	10	2018	14	17	58	1:17 PM	2.78	1.49
2	10	2018	14	18	8	1:18 PM	2.61	1.29
2	10	2018	14	18	18	1:18 PM	1.93	1.48
2	10	2018	14	18	28	1:18 PM	1.77	1.48
2	10	2018	14	18	38	1:18 PM	1.5	1.37
2	10	2018	14	18	48	1:18 PM	1.05	1.73
2	10	2018	14	18	58	1:18 PM	1.44	1.45
2	10	2018	14	19	8	1:19 PM	2.78	0.93
2	10	2018	14	19	18	1:19 PM	2.51	1.25
2	10	2018	14	19	28	1:19 PM	1.2	1.73
2	10	2018	14	19	38	1:19 PM	0.42	1.93
2	10	2018	14	19	48	1:19 PM	1.53	1.7
2	10	2018	14	19	58	1:19 PM	2.18	1.66
2	10	2018	14	20	8	1:20 PM	2.02	1.33
2	10	2018	14	20	18	1:20 PM	1.49	1.79
2	10	2018	14	20	28	1:20 PM	1.73	1.78
2	10	2018	14	20	38	1:20 PM	1.59	1.57
2	10	2018	14	20	48	1:20 PM	1.89	1.16
2	10	2018	14	20	58	1:20 PM	1.9	1.43
2	10	2018	14	21	8	1:21 PM	2.88	1.24

month	day	year	hour	minute	sec	Time	SS vs IA	IA vs OA
2	10	2018	14	21	18	1:21 PM	2.71	1.4
2	10	2018	14	21	28	1:21 PM	2.43	1.49
2	10	2018	14	21	38	1:21 PM	2.23	1.38
2	10	2018	14	21	48	1:21 PM	2.44	1.24
2	10	2018	14	21	58	1:21 PM	2.46	1.11
2	10	2018	14	22	8	1:22 PM	1.77	1.07
2	10	2018	14	22	18	1:22 PM	1.74	1.19
2	10	2018	14	22	28	1:22 PM	1.26	1.4
2	10	2018	14	22	38	1:22 PM	1.31	1.34
2	10	2018	14	22	48	1:22 PM	0.86	1.59
2	10	2018	14	22	58	1:22 PM	0.65	1.7
2	10	2018	14	23	8	1:23 PM	0.53	1.78
2	10	2018	14	23	18	1:23 PM	2.09	0.92
2	10	2018	14	23	28	1:23 PM	1.63	0.8
2	10	2018	14	23	38	1:23 PM	1.57	1.03
2	10	2018	14	23	48	1:23 PM	1.49	0.73
2	10	2018	14	23	58	1:23 PM	1.37	1.16
2	10	2018	14	24	8	1:24 PM	1.75	0.61
2	10	2018	14	24	18	1:24 PM	1.6	0.61
2	10	2018	14	24	28	1:24 PM	0.51	1.12
2	10	2018	14	24	38	1:24 PM	-0.01	1.34
2	10	2018	14	24	48	1:24 PM	1.04	1.15
2	10	2018	14	24	58	1:24 PM	1.18	1.05
2	10	2018	14	25	8	1:25 PM	0.55	1.26
2	10	2018	14	25	18	1:25 PM	0.65	1.5
2	10	2018	14	25	28	1:25 PM	1.39	1.06
2	10	2018	14	25	38	1:25 PM	1.53	0.83
2	10	2018	14	25	48	1:25 PM	0.76	0.93
2	10	2018	14	25	58	1:25 PM	0.68	0.89
2	10	2018	14	26	8	1:26 PM	0.98	0.93
2	10	2018	14	26	18	1:26 PM	1.02	0.95
2	10	2018	14	26	28	1:26 PM	1.07	0.88
2	10	2018	14	26	38	1:26 PM	1.39	0.67
2	10	2018	14	26	48	1:26 PM	1.61	0.62
2	10	2018	14	26	58	1:26 PM	1.5	0.58
2	10	2018	14	27	8	1:27 PM	1.71	0.54
2	10	2018	14	27	18	1:27 PM	1.73	0.82
2	10	2018	14	27	28	1:27 PM	1.17	0.81
2	10	2018	14	27	38	1:27 PM	1.43	0.79
2	10	2018	14	27	48	1:27 PM	1.37	0.88
2	10	2018	14	27	58	1:27 PM	1.75	0.91
2	10	2018	14	28	8	1:28 PM	0.97	1.16
2	10	2018	14	28	18	1:28 PM	1.89	0.98
2	10	2018	14	28	28	1:28 PM	0.94	1.32
2	10	2018	14	28	38	1:28 PM	1.23	1.36
2	10	2018	14	28	48	1:28 PM	2.44	1.07

month	day	year	hour	minute	sec	Time	SS vs IA	IA vs OA
2	10	2018	14	28	58	1:28 PM	2.75	1.04
2	10	2018	14	29	8	1:29 PM	2.02	1.57
2	10	2018	14	29	18	1:29 PM	2.48	1.38
2	10	2018	14	29	28	1:29 PM	2.36	1.66
2	10	2018	14	29	38	1:29 PM	2.37	1.47
2	10	2018	14	29	48	1:29 PM	2.16	1.37
2	10	2018	14	29	58	1:29 PM	2.36	1.33
2	10	2018	14	30	8	1:30 PM	2.13	1.98
2	10	2018	14	30	18	1:30 PM	2.17	1.81
2	10	2018	14	30	28	1:30 PM	3.37	1.27
2	10	2018	14	30	38	1:30 PM	3.94	0.85
2	10	2018	14	30	48	1:30 PM	3.26	1.1
2	10	2018	14	30	58	1:30 PM	3.07	1.09
2	10	2018	14	31	8	1:31 PM	2.69	1.18
2	10	2018	14	31	18	1:31 PM	2.88	1.09
2	10	2018	14	31	28	1:31 PM	2.87	1.09
2	10	2018	14	31	38	1:31 PM	2.53	1.14
2	10	2018	14	31	48	1:31 PM	1.95	1.25
2	10	2018	14	31	58	1:31 PM	2.37	1.27
2	10	2018	14	32	8	1:32 PM	1.9	1.67
2	10	2018	14	32	18	1:32 PM	2.25	1.15
2	10	2018	14	32	28	1:32 PM	1.85	1.31
2	10	2018	14	32	38	1:32 PM	2.15	1.13
2	10	2018	14	32	48	1:32 PM	2.02	1.14
2	10	2018	14	32	58	1:32 PM	1.86	1.15
2	10	2018	14	33	8	1:33 PM	1.57	1
2	10	2018	14	33	18	1:33 PM	0.89	1.07
2	10	2018	14	33	28	1:33 PM	-0.36	1.05
2	10	2018	14	33	38	1:33 PM	-0.02	0.68
2	10	2018	14	33	48	1:33 PM	-0.29	0.82
2	10	2018	14	33	58	1:33 PM	-1.11	0.96
2	10	2018	14	34	8	1:34 PM	-1.79	1.16
2	10	2018	14	34	18	1:34 PM	-2.09	0.92
2	10	2018	14	34	28	1:34 PM	-2.65	0.79
2	10	2018	14	34	38	1:34 PM	-3.21	0.93
2	10	2018	14	34	48	1:34 PM	-2.84	0.6
2	10	2018	14	34	58	1:34 PM	-2.3	0.39
2	10	2018	14	35	8	1:35 PM	-3.45	1.29
2	10	2018	14	35	18	1:35 PM	-4.42	1.37
2	10	2018	14	35	28	1:35 PM	-4.24	1.72
2	10	2018	14	35	38	1:35 PM	-3.58	1.38
2	10	2018	14	35	48	1:35 PM	-4.1	1.24
2	10	2018	14	35	58	1:35 PM	-3.27	1.15
2	10	2018	14	36	8	1:36 PM	-2.7	1.44
2	10	2018	14	36	18	1:36 PM	-1.77	1.45
2	10	2018	14	36	28	1:36 PM	-1.18	1.37

month	day	year	hour	minute	sec	Time	SS vs IA	IA vs OA
2	10	2018	14	36	38	1:36 PM	-1.17	1.41
2	10	2018	14	36	48	1:36 PM	-1.19	1.41
2	10	2018	14	36	58	1:36 PM	-0.34	1
2	10	2018	14	37	8	1:37 PM	0.14	0.82
2	10	2018	14	37	18	1:37 PM	0.82	0.87
2	10	2018	14	37	28	1:37 PM	0.59	1.1
2	10	2018	14	37	38	1:37 PM	1.56	1.3
2	10	2018	14	37	48	1:37 PM	2.93	0.97
2	10	2018	14	37	58	1:37 PM	3.47	1.1
2	10	2018	14	38	8	1:38 PM	3.62	1.1
2	10	2018	14	38	18	1:38 PM	3.43	1.34
2	10	2018	14	38	28	1:38 PM	4.41	1.26
2	10	2018	14	38	38	1:38 PM	4.94	1.22
2	10	2018	14	38	48	1:38 PM	4.63	1.16
2	10	2018	14	38	58	1:38 PM	4.81	1.22
2	10	2018	14	39	8	1:39 PM	5.03	1.19
2	10	2018	14	39	18	1:39 PM	5.32	0.94
2	10	2018	14	39	28	1:39 PM	5.58	0.93
2	10	2018	14	39	38	1:39 PM	6.09	0.91
2	10	2018	14	39	48	1:39 PM	5.61	1.13
2	10	2018	14	39	58	1:39 PM	5.43	1.12
2	10	2018	14	40	8	1:40 PM	5.71	1.04
2	10	2018	14	40	18	1:40 PM	5.65	1.01
2	10	2018	14	40	28	1:40 PM	5.19	1.06
2	10	2018	14	40	38	1:40 PM	4.91	1.53
2	10	2018	14	40	48	1:40 PM	4.2	1.71
2	10	2018	14	40	58	1:40 PM	4.39	1.54
2	10	2018	14	41	8	1:41 PM	3.75	1.66
2	10	2018	14	41	18	1:41 PM	3.27	1.53
2	10	2018	14	41	28	1:41 PM	3.25	1.62
2	10	2018	14	41	38	1:41 PM	2.79	1.5
2	10	2018	14	41	48	1:41 PM	2.45	1.5
2	10	2018	14	41	58	1:41 PM	2.37	1.29
2	10	2018	14	42	8	1:42 PM	2	0.97
2	10	2018	14	42	18	1:42 PM	1.19	1.17
2	10	2018	14	42	28	1:42 PM	1.15	0.67
2	10	2018	14	42	38	1:42 PM	0.21	1.1
2	10	2018	14	42	48	1:42 PM	-0.74	1.04
2	10	2018	14	42	58	1:42 PM	-1.97	1.08
2	10	2018	14	43	8	1:43 PM	-3.14	1.4
2	10	2018	14	43	18	1:43 PM	-3.11	0.94
2	10	2018	14	43	28	1:43 PM	-3.42	0.95
2	10	2018	14	43	38	1:43 PM	-4.77	1.22
2	10	2018	14	43	48	1:43 PM	-4.57	0.86
2	10	2018	14	43	58	1:43 PM	-4.98	0.93
2	10	2018	14	44	8	1:44 PM	-4.89	0.68

month	day	year	hour	minute	sec	Time	SS vs IA	IA vs OA
2	10	2018	14	44	18	1:44 PM	-4.81	0.27
2	10	2018	14	44	28	1:44 PM	-5.34	0.44
2	10	2018	14	44	38	1:44 PM	-5.31	0.25
2	10	2018	14	44	48	1:44 PM	-5.14	0.39
2	10	2018	14	44	58	1:44 PM	-4.94	0.29
2	10	2018	14	45	8	1:45 PM	-4.63	0.22
2	10	2018	14	45	18	1:45 PM	-4.36	0.35
2	10	2018	14	45	28	1:45 PM	-4.05	0.21
2	10	2018	14	45	38	1:45 PM	-3.37	0.33
2	10	2018	14	45	48	1:45 PM	-2.95	0.54
2	10	2018	14	45	58	1:45 PM	-1.93	0.35
2	10	2018	14	46	8	1:46 PM	-2.07	0.41
2	10	2018	14	46	18	1:46 PM	-1.87	0.52
2	10	2018	14	46	28	1:46 PM	-1.36	0.94
2	10	2018	14	46	38	1:46 PM	-0.78	0.7
2	10	2018	14	46	48	1:46 PM	-0.27	0.42
2	10	2018	14	46	58	1:46 PM	-0.3	0.69
2	10	2018	14	47	8	1:47 PM	-0.16	0.85
2	10	2018	14	47	18	1:47 PM	0.44	0.84
2	10	2018	14	47	28	1:47 PM	0.91	0.8
2	10	2018	14	47	38	1:47 PM	0.83	0.69
2	10	2018	14	47	48	1:47 PM	1.17	0.57
2	10	2018	14	47	58	1:47 PM	1.25	0.5
2	10	2018	14	48	8	1:48 PM	1.26	0.48
2	10	2018	14	48	18	1:48 PM	1.1	0.5
2	10	2018	14	48	28	1:48 PM	1.33	0.35
2	10	2018	14	48	38	1:48 PM	1.28	0.53
2	10	2018	14	48	48	1:48 PM	0.89	0.68
2	10	2018	14	48	58	1:48 PM	1.22	0.49
2	10	2018	14	49	8	1:49 PM	0.92	0.82
2	10	2018	14	49	18	1:49 PM	1.31	0.8
2	10	2018	14	49	28	1:49 PM	1.48	0.86
2	10	2018	14	49	38	1:49 PM	1	1.02
2	10	2018	14	49	48	1:49 PM	0.87	1.02
2	10	2018	14	49	58	1:49 PM	1.55	0.88
2	10	2018	14	50	8	1:50 PM	2.08	0.6
2	10	2018	14	50	18	1:50 PM	1.75	0.7
2	10	2018	14	50	28	1:50 PM	1.62	0.68
2	10	2018	14	50	38	1:50 PM	1.92	0.72
2	10	2018	14	50	48	1:50 PM	1.91	0.72
2	10	2018	14	50	58	1:50 PM	2	0.66
2	10	2018	14	51	8	1:51 PM	1.87	0.82
2	10	2018	14	51	18	1:51 PM	1.77	0.92
2	10	2018	14	51	28	1:51 PM	2.04	0.8
2	10	2018	14	51	38	1:51 PM	1.97	0.77
2	10	2018	14	51	48	1:51 PM	1.71	0.8

month	day	year	hour	minute	sec	Time	SS vs IA	IA vs OA
2	10	2018	14	51	58	1:51 PM	1.85	0.74
2	10	2018	14	52	8	1:52 PM	1.63	0.92
2	10	2018	14	52	18	1:52 PM	1.66	1.06
2	10	2018	14	52	28	1:52 PM	2.52	1.01
2	10	2018	14	52	38	1:52 PM	2.09	0.85
2	10	2018	14	52	48	1:52 PM	2.26	0.7
2	10	2018	14	52	58	1:52 PM	1.7	0.83
2	10	2018	14	53	8	1:53 PM	1.13	0.88
2	10	2018	14	53	18	1:53 PM	0.61	0.92
2	10	2018	14	53	28	1:53 PM	0.82	0.93
2	10	2018	14	53	38	1:53 PM	1.02	0.84
2	10	2018	14	53	48	1:53 PM	1.18	0.83
2	10	2018	14	53	58	1:53 PM	0.76	1.09
2	10	2018	14	54	8	1:54 PM	1.09	0.83
2	10	2018	14	54	18	1:54 PM	0.72	0.78
2	10	2018	14	54	28	1:54 PM	0.2	0.84
2	10	2018	14	54	38	1:54 PM	-0.05	0.63
2	10	2018	14	54	48	1:54 PM	-0.1	0.55
2	10	2018	14	54	58	1:54 PM	-0.6	0.77
2	10	2018	14	55	8	1:55 PM	-1.45	0.94
2	10	2018	14	55	18	1:55 PM	-1.98	1.13
2	10	2018	14	55	28	1:55 PM	-1.74	0.69
2	10	2018	14	55	38	1:55 PM	-1.09	0.52
2	10	2018	14	55	48	1:55 PM	-1.21	0.67
2	10	2018	14	55	58	1:55 PM	-1.42	0.46
2	10	2018	14	56	8	1:56 PM	-1.82	0.43
2	10	2018	14	56	18	1:56 PM	-1.42	0.5
2	10	2018	14	56	28	1:56 PM	-1.35	0.37
2	10	2018	14	56	38	1:56 PM	-1.68	0.32
2	10	2018	14	56	48	1:56 PM	-1.74	0.29
2	10	2018	14	56	58	1:56 PM	-1.67	0.26
2	10	2018	14	57	8	1:57 PM	-1.5	0.22
2	10	2018	14	57	18	1:57 PM	-1.38	0.22
2	10	2018	14	57	28	1:57 PM	-1.6	0.63
2	10	2018	14	57	38	1:57 PM	-1.73	0.91
2	10	2018	14	57	48	1:57 PM	-1.76	0.95
2	10	2018	14	57	58	1:57 PM	-1.32	0.86
2	10	2018	14	58	8	1:58 PM	-0.59	0.61
2	10	2018	14	58	18	1:58 PM	-0.2	0.57
2	10	2018	14	58	28	1:58 PM	-0.25	0.64
2	10	2018	14	58	38	1:58 PM	-0.67	0.88
2	10	2018	14	58	48	1:58 PM	0.17	0.88
2	10	2018	14	58	58	1:58 PM	1.01	0.88
2	10	2018	14	59	8	1:59 PM	1.05	1.04
2	10	2018	14	59	18	1:59 PM	1.11	1.09
2	10	2018	14	59	28	1:59 PM	1.42	1.04

month	day	year	hour	minute	sec	Time	SS vs IA	IA vs OA
2	10	2018	14	59	38	1:59 PM	1.57	1.05
2	10	2018	14	59	48	1:59 PM	1.21	1.39
2	10	2018	14	59	58	1:59 PM	1.53	1.38
2	10	2018	15	0	8	2:00 PM	1.92	1.21
2	10	2018	15	0	18	2:00 PM	2.52	0.99
2	10	2018	15	0	28	2:00 PM	1.73	1.19
2	10	2018	15	0	38	2:00 PM	1.61	1.27
2	10	2018	15	0	48	2:00 PM	2.12	1.31
2	10	2018	15	0	58	2:00 PM	2.01	1.41
2	10	2018	15	1	8	2:01 PM	1.95	1.1
2	10	2018	15	1	18	2:01 PM	1.93	1.15
2	10	2018	15	1	28	2:01 PM	1.6	1.08
2	10	2018	15	1	38	2:01 PM	1.95	0.89
2	10	2018	15	1	48	2:01 PM	2.57	0.74
2	10	2018	15	1	58	2:01 PM	2.47	0.94
2	10	2018	15	2	8	2:02 PM	2.1	0.88
2	10	2018	15	2	18	2:02 PM	2.12	0.7
2	10	2018	15	2	28	2:02 PM	1.56	0.72
2	10	2018	15	2	38	2:02 PM	1.45	0.87
2	10	2018	15	2	48	2:02 PM	1.72	0.75
2	10	2018	15	2	58	2:02 PM	1.6	0.63
2	10	2018	15	3	8	2:03 PM	2.06	0.38
2	10	2018	15	3	18	2:03 PM	1.66	0.56
2	10	2018	15	3	28	2:03 PM	1.37	0.6
2	10	2018	15	3	38	2:03 PM	1.5	0.6
2	10	2018	15	3	48	2:03 PM	1.43	0.6
2	10	2018	15	3	58	2:03 PM	1.35	0.43
2	10	2018	15	4	8	2:04 PM	1.16	0.51
2	10	2018	15	4	18	2:04 PM	1.22	0.62
2	10	2018	15	4	28	2:04 PM	1.45	0.35
2	10	2018	15	4	38	2:04 PM	1.36	0.66
2	10	2018	15	4	48	2:04 PM	0.89	0.89
2	10	2018	15	4	58	2:04 PM	1.1	0.81
2	10	2018	15	5	8	2:05 PM	0.87	1.08
2	10	2018	15	5	18	2:05 PM	0.8	1.21
2	10	2018	15	5	28	2:05 PM	1.32	1.01
2	10	2018	15	5	38	2:05 PM	1.67	0.72
2	10	2018	15	5	48	2:05 PM	1.7	0.7
2	10	2018	15	5	58	2:05 PM	1.59	0.78
2	10	2018	15	6	8	2:06 PM	1.06	1.08
2	10	2018	15	6	18	2:06 PM	0.54	1.42
2	10	2018	15	6	28	2:06 PM	1.38	1.08
2	10	2018	15	6	38	2:06 PM	0.7	1.19
2	10	2018	15	6	48	2:06 PM	0.34	1.2
2	10	2018	15	6	58	2:06 PM	0.68	1.28
2	10	2018	15	7	8	2:07 PM	1.06	1.1

month	day	year	hour	minute	sec	Time	SS vs IA	IA vs OA
2	10	2018	15	7	18	2:07 PM	0.91	1.06
2	10	2018	15	7	28	2:07 PM	-0.51	1.57
2	10	2018	15	7	38	2:07 PM	-0.07	1.58
2	10	2018	15	7	48	2:07 PM	0.09	1.62
2	10	2018	15	7	58	2:07 PM	0.59	1.27
2	10	2018	15	8	8	2:08 PM	1.36	1
2	10	2018	15	8	18	2:08 PM	1.17	0.95
2	10	2018	15	8	28	2:08 PM	0.85	0.74
2	10	2018	15	8	38	2:08 PM	0.68	0.74
2	10	2018	15	8	48	2:08 PM	0.64	0.94
2	10	2018	15	8	58	2:08 PM	0.37	0.75
2	10	2018	15	9	8	2:09 PM	0.37	0.69
2	10	2018	15	9	18	2:09 PM	-0.26	0.93
2	10	2018	15	9	28	2:09 PM	0.02	1.13
2	10	2018	15	9	38	2:09 PM	-0.44	1.46
2	10	2018	15	9	48	2:09 PM	-1.29	1.87
2	10	2018	15	9	58	2:09 PM	-0.54	1.45
2	10	2018	15	10	8	2:10 PM	-0.71	0.89
2	10	2018	15	10	18	2:10 PM	-0.57	1.1
2	10	2018	15	10	28	2:10 PM	-1.01	1.55
2	10	2018	15	10	38	2:10 PM	-1.83	2.04
2	10	2018	15	10	48	2:10 PM	-0.88	1.5
2	10	2018	15	10	58	2:10 PM	0.12	1.12
2	10	2018	15	11	8	2:11 PM	-0.31	0.93
2	10	2018	15	11	18	2:11 PM	-1.25	0.94
2	10	2018	15	11	28	2:11 PM	-0.69	0.77
2	10	2018	15	11	38	2:11 PM	-0.93	0.78
2	10	2018	15	11	48	2:11 PM	-1.02	0.9
2	10	2018	15	11	58	2:11 PM	-2.07	1.54
2	10	2018	15	12	8	2:12 PM	-0.83	1.15
2	10	2018	15	12	18	2:12 PM	0.06	0.78
2	10	2018	15	12	28	2:12 PM	-0.58	0.85
2	10	2018	15	12	38	2:12 PM	-0.85	1.04
2	10	2018	15	12	48	2:12 PM	-0.55	1.09
2	10	2018	15	12	58	2:12 PM	-1.06	1.46
2	10	2018	15	13	8	2:13 PM	-1.71	1.91
2	10	2018	15	13	18	2:13 PM	-0.43	1.47
2	10	2018	15	13	28	2:13 PM	0.7	1.24
2	10	2018	15	13	38	2:13 PM	0.69	1.08
2	10	2018	15	13	48	2:13 PM	1.25	0.7
2	10	2018	15	13	58	2:13 PM	1.37	0.8
2	10	2018	15	14	8	2:14 PM	1.35	0.93
2	10	2018	15	14	18	2:14 PM	0.58	1.27
2	10	2018	15	14	28	2:14 PM	0.14	1.14
2	10	2018	15	14	38	2:14 PM	0.86	0.7
2	10	2018	15	14	48	2:14 PM	0.78	0.9

month	day	year	hour	minute	sec	Time	SS vs IA	IA vs OA
2	10	2018	15	14	58	2:14 PM	0.5	0.88
2	10	2018	15	15	8	2:15 PM	0.32	0.92
2	10	2018	15	15	18	2:15 PM	0.48	0.82
2	10	2018	15	15	28	2:15 PM	0.43	0.9
2	10	2018	15	15	38	2:15 PM	0.11	0.83
2	10	2018	15	15	48	2:15 PM	0.11	0.82
2	10	2018	15	15	58	2:15 PM	-0.28	0.88
2	10	2018	15	16	8	2:16 PM	-0.74	0.9
2	10	2018	15	16	18	2:16 PM	-0.48	0.69
2	10	2018	15	16	28	2:16 PM	-0.73	0.72
2	10	2018	15	16	38	2:16 PM	-0.82	0.78
2	10	2018	15	16	48	2:16 PM	-1.25	0.86
2	10	2018	15	16	58	2:16 PM	-1.49	0.91
2	10	2018	15	17	8	2:17 PM	-1.01	0.53
2	10	2018	15	17	18	2:17 PM	-0.29	0.37
2	10	2018	15	17	28	2:17 PM	-0.91	0.67
2	10	2018	15	17	38	2:17 PM	-1.35	0.95
2	10	2018	15	17	48	2:17 PM	-0.89	0.78
2	10	2018	15	17	58	2:17 PM	-0.64	0.69
2	10	2018	15	18	8	2:18 PM	0.16	0.4
2	10	2018	15	18	18	2:18 PM	0.45	0.21
2	10	2018	15	18	28	2:18 PM	0.32	0.13
2	10	2018	15	18	38	2:18 PM	0.9	0.45
2	10	2018	15	18	48	2:18 PM	1.16	0.73
2	10	2018	15	18	58	2:18 PM	1.19	1.19
2	10	2018	15	19	8	2:19 PM	0.12	0.79
2	10	2018	15	19	18	2:19 PM	-0.03	0.69
2	10	2018	15	19	28	2:19 PM	0	0.6
2	10	2018	15	19	38	2:19 PM	-0.77	1.01
2	10	2018	15	19	48	2:19 PM	-0.47	0.74
2	10	2018	15	19	58	2:19 PM	0.39	0.43
2	10	2018	15	20	8	2:20 PM	-0.14	0.78
2	10	2018	15	20	18	2:20 PM	-0.25	0.79
2	10	2018	15	20	28	2:20 PM	-0.85	1.18
2	10	2018	15	20	38	2:20 PM	-1	0.8
2	10	2018	15	20	48	2:20 PM	-0.24	0.66
2	10	2018	15	20	58	2:20 PM	-0.59	0.81
2	10	2018	15	21	8	2:21 PM	-1.42	1.04
2	10	2018	15	21	18	2:21 PM	-1.64	1.27
2	10	2018	15	21	28	2:21 PM	-0.61	0.96
2	10	2018	15	21	38	2:21 PM	-2.29	1.53
2	10	2018	15	21	48	2:21 PM	-1.65	1.34
2	10	2018	15	21	58	2:21 PM	-0.82	1.21
2	10	2018	15	22	8	2:22 PM	-1.43	1.55
2	10	2018	15	22	18	2:22 PM	-1.91	1.17
2	10	2018	15	22	28	2:22 PM	-1.8	1.04

month	day	year	hour	minute	sec	Time	SS vs IA	IA vs OA
2	10	2018	15	22	38	2:22 PM	-0.69	0.62
2	10	2018	15	22	48	2:22 PM	-0.51	0.64
2	10	2018	15	22	58	2:22 PM	-0.6	0.97
2	10	2018	15	23	8	2:23 PM	-0.53	0.88
2	10	2018	15	23	18	2:23 PM	-0.4	1.08
2	10	2018	15	23	28	2:23 PM	-0.55	0.72
2	10	2018	15	23	38	2:23 PM	-1.12	0.99
2	10	2018	15	23	48	2:23 PM	-0.37	0.79
2	10	2018	15	23	58	2:23 PM	0.08	0.61
2	10	2018	15	24	8	2:24 PM	-0.09	0.53
2	10	2018	15	24	18	2:24 PM	-0.74	0.63
2	10	2018	15	24	28	2:24 PM	-1.05	0.9
2	10	2018	15	24	38	2:24 PM	-1.23	1.09
2	10	2018	15	24	48	2:24 PM	-1.25	1
2	10	2018	15	24	58	2:24 PM	-1.05	1.08
2	10	2018	15	25	8	2:25 PM	-0.9	0.92
2	10	2018	15	25	18	2:25 PM	-0.75	1.1
2	10	2018	15	25	28	2:25 PM	-1.04	1.39
2	10	2018	15	25	38	2:25 PM	-1.35	1.46
2	10	2018	15	25	48	2:25 PM	-0.29	1.24
2	10	2018	15	25	58	2:25 PM	0.62	0.82
2	10	2018	15	26	8	2:26 PM	0.58	0.7
2	10	2018	15	26	18	2:26 PM	0.05	0.78
2	10	2018	15	26	28	2:26 PM	-0.47	1.13
2	10	2018	15	26	38	2:26 PM	-0.54	1.19
2	10	2018	15	26	48	2:26 PM	0.33	1.09
2	10	2018	15	26	58	2:26 PM	0.28	1.03
2	10	2018	15	27	8	2:27 PM	0.21	1.11
2	10	2018	15	27	18	2:27 PM	1.09	1.08
2	10	2018	15	27	28	2:27 PM	0.88	1.23
2	10	2018	15	27	38	2:27 PM	1.37	0.89
2	10	2018	15	27	48	2:27 PM	1.32	0.93
2	10	2018	15	27	58	2:27 PM	0.98	1.38
2	10	2018	15	28	8	2:28 PM	0.96	1.23
2	10	2018	15	28	18	2:28 PM	0.63	1.67
2	10	2018	15	28	28	2:28 PM	1.96	0.86
2	10	2018	15	28	38	2:28 PM	1.82	1.02
2	10	2018	15	28	48	2:28 PM	1.92	0.66
2	10	2018	15	28	58	2:28 PM	1.96	0.9
2	10	2018	15	29	8	2:29 PM	1.68	0.75
2	10	2018	15	29	18	2:29 PM	1.26	0.86
2	10	2018	15	29	28	2:29 PM	0.64	0.75
2	10	2018	15	29	38	2:29 PM	0.83	0.81
2	10	2018	15	29	48	2:29 PM	0.8	0.84
2	10	2018	15	29	58	2:29 PM	0.46	0.66
2	10	2018	15	30	8	2:30 PM	0.19	1.09

month	day	year	hour	minute	sec	Time	SS vs IA	IA vs OA
2	10	2018	15	30	18	2:30 PM	-0.87	1.74
2	10	2018	15	30	28	2:30 PM	0.06	1.33
2	10	2018	15	30	38	2:30 PM	0.44	1.33
2	10	2018	15	30	48	2:30 PM	1.03	1.22
2	10	2018	15	30	58	2:30 PM	1.03	1.29
2	10	2018	15	31	8	2:31 PM	0.04	1.63
2	10	2018	15	31	18	2:31 PM	0.75	1.42
2	10	2018	15	31	28	2:31 PM	0.98	1.42
2	10	2018	15	31	38	2:31 PM	1.48	1.09
2	10	2018	15	31	48	2:31 PM	1.07	1.16
2	10	2018	15	31	58	2:31 PM	1.29	1.19
2	10	2018	15	32	8	2:32 PM	1.26	1.38
2	10	2018	15	32	18	2:32 PM	1.53	1.46
2	10	2018	15	32	28	2:32 PM	1.24	1.47
2	10	2018	15	32	38	2:32 PM	0.94	1.6
2	10	2018	15	32	48	2:32 PM	1.08	1.58
2	10	2018	15	32	58	2:32 PM	2.15	1.13
2	10	2018	15	33	8	2:33 PM	1.67	1.24
2	10	2018	15	33	18	2:33 PM	1.61	1.15
2	10	2018	15	33	28	2:33 PM	1.68	1.24
2	10	2018	15	33	38	2:33 PM	1.24	1.26
2	10	2018	15	33	48	2:33 PM	1.15	1.21
2	10	2018	15	33	58	2:33 PM	1.17	0.9
2	10	2018	15	34	8	2:34 PM	-0.04	1.58
2	10	2018	15	34	18	2:34 PM	-0.21	1.64
2	10	2018	15	34	28	2:34 PM	0.56	1.39
2	10	2018	15	34	38	2:34 PM	0.98	1.2
2	10	2018	15	34	48	2:34 PM	0.29	1.35
2	10	2018	15	34	58	2:34 PM	0.55	1.18
2	10	2018	15	35	8	2:35 PM	0.33	1.08
2	10	2018	15	35	18	2:35 PM	-0.01	1.24
2	10	2018	15	35	28	2:35 PM	-0.2	1.09
2	10	2018	15	35	38	2:35 PM	-0.48	1.15
2	10	2018	15	35	48	2:35 PM	-0.85	1.02
2	10	2018	15	35	58	2:35 PM	-0.25	0.88
2	10	2018	15	36	8	2:36 PM	0.12	0.8
2	10	2018	15	36	18	2:36 PM	0.31	0.64
2	10	2018	15	36	28	2:36 PM	-0.15	0.71
2	10	2018	15	36	38	2:36 PM	-0.6	1.07
2	10	2018	15	36	48	2:36 PM	-0.45	0.85
2	10	2018	15	36	58	2:36 PM	-0.19	0.74
2	10	2018	15	37	8	2:37 PM	-0.43	0.67
2	10	2018	15	37	18	2:37 PM	-0.51	0.56
2	10	2018	15	37	28	2:37 PM	-0.55	0.78
2	10	2018	15	37	38	2:37 PM	-0.87	0.84
2	10	2018	15	37	48	2:37 PM	-0.63	0.41

month	day	year	hour	minute	sec	Time	SS vs IA	IA vs OA
2	10	2018	15	37	58	2:37 PM	-0.36	0.27
2	10	2018	15	38	8	2:38 PM	-0.4	0.26
2	10	2018	15	38	18	2:38 PM	-0.43	0.58
2	10	2018	15	38	28	2:38 PM	-0.76	0.76
2	10	2018	15	38	38	2:38 PM	-0.3	0.5
2	10	2018	15	38	48	2:38 PM	-0.22	0.46
2	10	2018	15	38	58	2:38 PM	-0.45	0.79
2	10	2018	15	39	8	2:39 PM	-0.55	1.16
2	10	2018	15	39	18	2:39 PM	-0.18	0.98
2	10	2018	15	39	28	2:39 PM	-0.1	0.73
2	10	2018	15	39	38	2:39 PM	0.07	0.92
2	10	2018	15	39	48	2:39 PM	0.35	0.41
2	10	2018	15	39	58	2:39 PM	0.44	0.64
2	10	2018	15	40	8	2:40 PM	0.78	0.55
2	10	2018	15	40	18	2:40 PM	0.95	0.41
2	10	2018	15	40	28	2:40 PM	1.23	0.27
2	10	2018	15	40	38	2:40 PM	0.92	0.29
2	10	2018	15	40	48	2:40 PM	0.67	0.54
2	10	2018	15	40	58	2:40 PM	-0.04	0.94
2	10	2018	15	41	8	2:41 PM	-0.26	1.04
2	10	2018	15	41	18	2:41 PM	-0.28	1.05
2	10	2018	15	41	28	2:41 PM	-0.12	0.87
2	10	2018	15	41	38	2:41 PM	0.58	0.59
2	10	2018	15	41	48	2:41 PM	0.76	0.59
2	10	2018	15	41	58	2:41 PM	0.79	0.59
2	10	2018	15	42	8	2:42 PM	0.61	0.58
2	10	2018	15	42	18	2:42 PM	0.65	0.72
2	10	2018	15	42	28	2:42 PM	0.86	0.65
2	10	2018	15	42	38	2:42 PM	1.26	0.52
2	10	2018	15	42	48	2:42 PM	1.22	0.39
2	10	2018	15	42	58	2:42 PM	0.99	0.38
2	10	2018	15	43	8	2:43 PM	0.89	0.58
2	10	2018	15	43	18	2:43 PM	0.98	0.85
2	10	2018	15	43	28	2:43 PM	0.72	1.04
2	10	2018	15	43	38	2:43 PM	0.43	1.29
2	10	2018	15	43	48	2:43 PM	0.8	0.99
2	10	2018	15	43	58	2:43 PM	0.94	0.89
2	10	2018	15	44	8	2:44 PM	0.66	0.98
2	10	2018	15	44	18	2:44 PM	0.66	1.05
2	10	2018	15	44	28	2:44 PM	0.65	0.84
2	10	2018	15	44	38	2:44 PM	0.37	1.2
2	10	2018	15	44	48	2:44 PM	0.3	1.14
2	10	2018	15	44	58	2:44 PM	0.7	0.85
2	10	2018	15	45	8	2:45 PM	0.62	0.81
2	10	2018	15	45	18	2:45 PM	0.16	1.16
2	10	2018	15	45	28	2:45 PM	-0.36	1.37

month	day	year	hour	minute	sec	Time	SS vs IA	IA vs OA
2	10	2018	15	45	38	2:45 PM	-0.42	1.4
2	10	2018	15	45	48	2:45 PM	0.03	1.35
2	10	2018	15	45	58	2:45 PM	-0.39	1.48
2	10	2018	15	46	8	2:46 PM	-1.07	1.43
2	10	2018	15	46	18	2:46 PM	-0.81	1.22
2	10	2018	15	46	28	2:46 PM	-0.24	1.31
2	10	2018	15	46	38	2:46 PM	0.38	1.05
2	10	2018	15	46	48	2:46 PM	0.17	0.73
2	10	2018	15	46	58	2:46 PM	0.27	0.77
2	10	2018	15	47	8	2:47 PM	0.63	0.69
2	10	2018	15	47	18	2:47 PM	0.46	1.02
2	10	2018	15	47	28	2:47 PM	0.15	0.76
2	10	2018	15	47	38	2:47 PM	-0.99	1.25
2	10	2018	15	47	48	2:47 PM	-1.15	1.42
2	10	2018	15	47	58	2:47 PM	-1.36	1.29
2	10	2018	15	48	8	2:48 PM	-0.22	0.93
2	10	2018	15	48	18	2:48 PM	0.2	0.81
2	10	2018	15	48	28	2:48 PM	-0.36	0.9
2	10	2018	15	48	38	2:48 PM	-0.59	0.95
2	10	2018	15	48	48	2:48 PM	-0.03	1.01
2	10	2018	15	48	58	2:48 PM	0.76	1.17
2	10	2018	15	49	8	2:49 PM	-0.38	1.55
2	10	2018	15	49	18	2:49 PM	-0.24	1.54
2	10	2018	15	49	28	2:49 PM	0.18	1.21
2	10	2018	15	49	38	2:49 PM	0.8	0.97
2	10	2018	15	49	48	2:49 PM	1.18	1.04
2	10	2018	15	49	58	2:49 PM	0.85	0.86
2	10	2018	15	50	8	2:50 PM	0.89	0.63
2	10	2018	15	50	18	2:50 PM	0.94	0.82
2	10	2018	15	50	28	2:50 PM	0.11	1.12
2	10	2018	15	50	38	2:50 PM	0.11	1.13
2	10	2018	15	50	48	2:50 PM	0.1	1.12
2	10	2018	15	50	58	2:50 PM	0.52	0.99
2	10	2018	15	51	8	2:51 PM	0.07	1.28
2	10	2018	15	51	18	2:51 PM	0.72	0.94
2	10	2018	15	51	28	2:51 PM	0.47	0.9
2	10	2018	15	51	38	2:51 PM	-0.1	1.21
2	10	2018	15	51	48	2:51 PM	-0.22	1.42
2	10	2018	15	51	58	2:51 PM	0.52	1.13
2	10	2018	15	52	8	2:52 PM	0.85	0.96
2	10	2018	15	52	18	2:52 PM	1.36	0.73
2	10	2018	15	52	28	2:52 PM	1.04	0.72
2	10	2018	15	52	38	2:52 PM	0.76	0.76
2	10	2018	15	52	48	2:52 PM	0.79	0.66
2	10	2018	15	52	58	2:52 PM	0.84	0.64
2	10	2018	15	53	8	2:53 PM	0.95	0.68

month	day	year	hour	minute	sec	Time	SS vs IA	IA vs OA
2	10	2018	15	53	18	2:53 PM	0.95	0.93
2	10	2018	15	53	28	2:53 PM	-0.23	1.32
2	10	2018	15	53	38	2:53 PM	0.66	0.92
2	10	2018	15	53	48	2:53 PM	1.41	0.98
2	10	2018	15	53	58	2:53 PM	0.85	1.09
2	10	2018	15	54	8	2:54 PM	1.1	1.05
2	10	2018	15	54	18	2:54 PM	1.79	0.63
2	10	2018	15	54	28	2:54 PM	1.44	0.68
2	10	2018	15	54	38	2:54 PM	0.43	0.99
2	10	2018	15	54	48	2:54 PM	0.05	1.25
2	10	2018	15	54	58	2:54 PM	-0.52	1.44
2	10	2018	15	55	8	2:55 PM	-0.39	1.41
2	10	2018	15	55	18	2:55 PM	0.59	0.95
2	10	2018	15	55	28	2:55 PM	0.33	1.09
2	10	2018	15	55	38	2:55 PM	0.01	1.1
2	10	2018	15	55	48	2:55 PM	-1	1.39
2	10	2018	15	55	58	2:55 PM	-1.53	1.57
2	10	2018	15	56	8	2:56 PM	-0.7	1.14
2	10	2018	15	56	18	2:56 PM	-0.05	0.88
2	10	2018	15	56	28	2:56 PM	-0.94	0.81
2	10	2018	15	56	38	2:56 PM	-0.62	0.58
2	10	2018	15	56	48	2:56 PM	-1.19	0.65
2	10	2018	15	56	58	2:56 PM	-1.46	0.86
2	10	2018	15	57	8	2:57 PM	-1.86	1.17
2	10	2018	15	57	18	2:57 PM	-1.2	0.92
2	10	2018	15	57	28	2:57 PM	-0.93	0.48
2	10	2018	15	57	38	2:57 PM	-0.83	0.46
2	10	2018	15	57	48	2:57 PM	-1.18	0.82
2	10	2018	15	57	58	2:57 PM	-0.83	0.79
2	10	2018	15	58	8	2:58 PM	-0.87	0.83
2	10	2018	15	58	18	2:58 PM	-0.67	0.56
2	10	2018	15	58	28	2:58 PM	-0.66	0.71
2	10	2018	15	58	38	2:58 PM	-0.65	0.68
2	10	2018	15	58	48	2:58 PM	0.04	0.47
2	10	2018	15	58	58	2:58 PM	-0.37	0.63
2	10	2018	15	59	8	2:59 PM	-0.57	0.7
2	10	2018	15	59	18	2:59 PM	-0.1	0.94
2	10	2018	15	59	28	2:59 PM	-0.03	1.06
2	10	2018	15	59	38	2:59 PM	0.18	1.02
2	10	2018	15	59	48	2:59 PM	0.48	0.76
2	10	2018	15	59	58	2:59 PM	0.61	0.72
2	10	2018	16	0	8	3:00 PM	0.97	0.51
2	10	2018	16	0	18	3:00 PM	0.79	0.62
2	10	2018	16	0	28	3:00 PM	0.61	1.13
2	10	2018	16	0	38	3:00 PM	0.67	1.14
2	10	2018	16	0	48	3:00 PM	0.4	1.22

month	day	year	hour	minute	sec	Time	SS vs IA	IA vs OA
2	10	2018	16	0	58	3:00 PM	0.66	1.27
2	10	2018	16	1	8	3:01 PM	0.65	1.37
2	10	2018	16	1	18	3:01 PM	-0.16	1.6
2	10	2018	16	1	28	3:01 PM	-0.33	1.52
2	10	2018	16	1	38	3:01 PM	0.68	1.21
2	10	2018	16	1	48	3:01 PM	1.23	1
2	10	2018	16	1	58	3:01 PM	0.84	1.08
2	10	2018	16	2	8	3:02 PM	-0.38	1.62
2	10	2018	16	2	18	3:02 PM	0.48	1.15
2	10	2018	16	2	28	3:02 PM	0.86	0.99
2	10	2018	16	2	38	3:02 PM	0.4	1.07
2	10	2018	16	2	48	3:02 PM	-0.34	1.15
2	10	2018	16	2	58	3:02 PM	-0.33	1.44
2	10	2018	16	3	8	3:03 PM	0.38	1.47
2	10	2018	16	3	18	3:03 PM	-1.12	1.89
2	10	2018	16	3	28	3:03 PM	-2.23	2.06
2	10	2018	16	3	38	3:03 PM	-0.95	1.63
2	10	2018	16	3	48	3:03 PM	-0.51	1.53
2	10	2018	16	3	58	3:03 PM	-0.09	1.17
2	10	2018	16	4	8	3:04 PM	0.16	1.21
2	10	2018	16	4	18	3:04 PM	0.19	1.16
2	10	2018	16	4	28	3:04 PM	-1.35	1.51
2	10	2018	16	4	38	3:04 PM	-0.76	1.48
2	10	2018	16	4	48	3:04 PM	-0.17	1.27
2	10	2018	16	4	58	3:04 PM	0.08	0.81
2	10	2018	16	5	8	3:05 PM	-0.07	0.8
2	10	2018	16	5	18	3:05 PM	-0.63	1.18
2	10	2018	16	5	28	3:05 PM	-0.33	1.03
2	10	2018	16	5	38	3:05 PM	-0.59	1.13
2	10	2018	16	5	48	3:05 PM	-1.11	1.24
2	10	2018	16	5	58	3:05 PM	-1.11	0.95
2	10	2018	16	6	8	3:06 PM	-0.9	0.86
2	10	2018	16	6	18	3:06 PM	-0.62	0.62
2	10	2018	16	6	28	3:06 PM	-0.81	0.51
2	10	2018	16	6	38	3:06 PM	-0.84	0.54
2	10	2018	16	6	48	3:06 PM	-0.79	0.51
2	10	2018	16	6	58	3:06 PM	-0.68	0.7
2	10	2018	16	7	8	3:07 PM	-0.97	0.69
2	10	2018	16	7	18	3:07 PM	-0.97	0.7
2	10	2018	16	7	28	3:07 PM	-1.01	0.7
2	10	2018	16	7	38	3:07 PM	-0.74	0.58
2	10	2018	16	7	48	3:07 PM	-1.05	0.66
2	10	2018	16	7	58	3:07 PM	-0.75	0.27
2	10	2018	16	8	8	3:08 PM	-0.83	0.36
2	10	2018	16	8	18	3:08 PM	-0.66	0.36
2	10	2018	16	8	28	3:08 PM	-0.52	0.38

month	day	year	hour	minute	sec	Time	SS vs IA	IA vs OA
2	10	2018	16	8	38	3:08 PM	-0.77	0.31
2	10	2018	16	8	48	3:08 PM	-0.73	0.22
2	10	2018	16	8	58	3:08 PM	-0.63	0.26
2	10	2018	16	9	8	3:09 PM	-0.74	0.33
2	10	2018	16	9	18	3:09 PM	-1.21	0.48
2	10	2018	16	9	28	3:09 PM	-1.2	0.52
2	10	2018	16	9	38	3:09 PM	-0.75	0.53
2	10	2018	16	9	48	3:09 PM	-0.6	0.26
2	10	2018	16	9	58	3:09 PM	-0.58	0.12
2	10	2018	16	10	8	3:10 PM	-0.73	0.23
2	10	2018	16	10	18	3:10 PM	-0.5	0.36
2	10	2018	16	10	28	3:10 PM	-0.59	0.65
2	10	2018	16	10	38	3:10 PM	-0.78	0.61
2	10	2018	16	10	48	3:10 PM	-0.8	0.6
2	10	2018	16	10	58	3:10 PM	-0.96	0.52
2	10	2018	16	11	8	3:11 PM	-0.48	0.43
2	10	2018	16	11	18	3:11 PM	-0.37	0.51
2	10	2018	16	11	28	3:11 PM	-0.37	0.8
2	10	2018	16	11	38	3:11 PM	-0.45	0.73
2	10	2018	16	11	48	3:11 PM	-0.28	0.47
2	10	2018	16	11	58	3:11 PM	0	0.47
2	10	2018	16	12	8	3:12 PM	-0.12	0.53
2	10	2018	16	12	18	3:12 PM	-0.25	0.76
2	10	2018	16	12	28	3:12 PM	-0.21	0.77
2	10	2018	16	12	38	3:12 PM	-0.18	0.86
2	10	2018	16	12	48	3:12 PM	-0.03	0.65
2	10	2018	16	12	58	3:12 PM	0.14	0.56
2	10	2018	16	13	8	3:13 PM	0.28	0.39
2	10	2018	16	13	18	3:13 PM	0.01	0.36
2	10	2018	16	13	28	3:13 PM	0.07	0.24
2	10	2018	16	13	38	3:13 PM	0.24	0.27
2	10	2018	16	13	48	3:13 PM	0.42	0.18
2	10	2018	16	13	58	3:13 PM	-0.16	0.25
2	10	2018	16	14	8	3:14 PM	-0.14	0.28
2	10	2018	16	14	18	3:14 PM	-0.35	0.64
2	10	2018	16	14	28	3:14 PM	-1.46	1.07
2	10	2018	16	14	38	3:14 PM	-1.34	1.1
2	10	2018	16	14	48	3:14 PM	-1.3	1.05
2	10	2018	16	14	58	3:14 PM	-0.55	0.89
2	10	2018	16	15	8	3:15 PM	-0.66	0.94
2	10	2018	16	15	18	3:15 PM	-0.23	0.47
2	10	2018	16	15	28	3:15 PM	0.09	0.47
2	10	2018	16	15	38	3:15 PM	-0.79	0.79
2	10	2018	16	15	48	3:15 PM	-0.68	0.89
2	10	2018	16	15	58	3:15 PM	-0.26	0.73
2	10	2018	16	16	8	3:16 PM	-0.01	0.76

month	day	year	hour	minute	sec	Time	SS vs IA	IA vs OA
2	10	2018	16	16	18	3:16 PM	-0.25	1.03
2	10	2018	16	16	28	3:16 PM	0.34	0.99
2	10	2018	16	16	38	3:16 PM	0.01	0.88
2	10	2018	16	16	48	3:16 PM	0.08	0.72
2	10	2018	16	16	58	3:16 PM	0.45	0.75
2	10	2018	16	17	8	3:17 PM	0.87	0.67
2	10	2018	16	17	18	3:17 PM	0.63	0.83
2	10	2018	16	17	28	3:17 PM	0.42	0.85
2	10	2018	16	17	38	3:17 PM	0.8	0.79
2	10	2018	16	17	48	3:17 PM	1.04	0.88
2	10	2018	16	17	58	3:17 PM	0.61	0.88
2	10	2018	16	18	8	3:18 PM	0.61	0.96
2	10	2018	16	18	18	3:18 PM	1.12	0.83
2	10	2018	16	18	28	3:18 PM	0.81	0.99
2	10	2018	16	18	38	3:18 PM	1.06	0.96
2	10	2018	16	18	48	3:18 PM	1.03	0.87
2	10	2018	16	18	58	3:18 PM	0.72	0.88
2	10	2018	16	19	8	3:19 PM	1.03	0.68
2	10	2018	16	19	18	3:19 PM	0.77	0.84
2	10	2018	16	19	28	3:19 PM	0.83	0.96
2	10	2018	16	19	38	3:19 PM	1.04	0.9
2	10	2018	16	19	48	3:19 PM	1.03	0.83
2	10	2018	16	19	58	3:19 PM	0.85	0.84
2	10	2018	16	20	8	3:20 PM	0.83	0.83
2	10	2018	16	20	18	3:20 PM	0.5	0.89
2	10	2018	16	20	28	3:20 PM	0.97	0.75
2	10	2018	16	20	38	3:20 PM	1.06	0.61
2	10	2018	16	20	48	3:20 PM	0.95	0.57
2	10	2018	16	20	58	3:20 PM	0.62	0.55
2	10	2018	16	21	8	3:21 PM	0.51	0.45
2	10	2018	16	21	18	3:21 PM	-0.02	0.75
2	10	2018	16	21	28	3:21 PM	0.01	0.74
2	10	2018	16	21	38	3:21 PM	0.02	0.77
2	10	2018	16	21	48	3:21 PM	0.23	0.83
2	10	2018	16	21	58	3:21 PM	-0.08	0.93
2	10	2018	16	22	8	3:22 PM	-0.12	0.85
2	10	2018	16	22	18	3:22 PM	-0.09	0.79
2	10	2018	16	22	28	3:22 PM	-0.15	0.73
2	10	2018	16	22	38	3:22 PM	0.07	0.72
2	10	2018	16	22	48	3:22 PM	-0.07	0.85
2	10	2018	16	22	58	3:22 PM	0.15	0.69
2	10	2018	16	23	8	3:23 PM	0.67	0.64
2	10	2018	16	23	18	3:23 PM	0.98	0.63
2	10	2018	16	23	28	3:23 PM	1.19	0.66
2	10	2018	16	23	38	3:23 PM	0.59	0.9
2	10	2018	16	23	48	3:23 PM	1.08	0.9

month	day	year	hour	minute	sec	Time	SS vs IA	IA vs OA
2	10	2018	16	23	58	3:23 PM	0.62	1.22
2	10	2018	16	24	8	3:24 PM	-0.04	1.34
2	10	2018	16	24	18	3:24 PM	0.96	1.16
2	10	2018	16	24	28	3:24 PM	0.21	1.46
2	10	2018	16	24	38	3:24 PM	0.81	1.36
2	10	2018	16	24	48	3:24 PM	0.76	1.34
2	10	2018	16	24	58	3:24 PM	1.42	1.33
2	10	2018	16	25	8	3:25 PM	1.15	1.44
2	10	2018	16	25	18	3:25 PM	1.12	1.13
2	10	2018	16	25	28	3:25 PM	1.55	1.17
2	10	2018	16	25	38	3:25 PM	-0.04	1.92
2	10	2018	16	25	48	3:25 PM	0.67	1.63
2	10	2018	16	25	58	3:25 PM	0.17	1.8
2	10	2018	16	26	8	3:26 PM	1.12	1.31
2	10	2018	16	26	18	3:26 PM	1.01	1.36
2	10	2018	16	26	28	3:26 PM	0.66	1.15
2	10	2018	16	26	38	3:26 PM	0.26	1.31
2	10	2018	16	26	48	3:26 PM	0.92	1.03
2	10	2018	16	26	58	3:26 PM	1.29	0.78
2	10	2018	16	27	8	3:27 PM	1.04	0.68
2	10	2018	16	27	18	3:27 PM	0.67	0.69
2	10	2018	16	27	28	3:27 PM	0.41	0.67
2	10	2018	16	27	38	3:27 PM	0.05	0.98
2	10	2018	16	27	48	3:27 PM	0.18	0.78
2	10	2018	16	27	58	3:27 PM	0.38	0.76
2	10	2018	16	28	8	3:28 PM	0.26	0.93
2	10	2018	16	28	18	3:28 PM	0.3	0.92
2	10	2018	16	28	28	3:28 PM	-0.24	1.21
2	10	2018	16	28	38	3:28 PM	-0.01	1.08
2	10	2018	16	28	48	3:28 PM	0.09	1.26
2	10	2018	16	28	58	3:28 PM	-0.35	1.34
2	10	2018	16	29	8	3:29 PM	0.49	1.06
2	10	2018	16	29	18	3:29 PM	0.69	1.21
2	10	2018	16	29	28	3:29 PM	0.29	1.14
2	10	2018	16	29	38	3:29 PM	0.53	1.19
2	10	2018	16	29	48	3:29 PM	1.05	1.06
2	10	2018	16	29	58	3:29 PM	1.17	0.96
2	10	2018	16	30	8	3:30 PM	0.56	0.92
2	10	2018	16	30	18	3:30 PM	0.29	1
2	10	2018	16	30	28	3:30 PM	0.64	0.92
2	10	2018	16	30	38	3:30 PM	0	1.14
2	10	2018	16	30	48	3:30 PM	0.5	0.8
2	10	2018	16	30	58	3:30 PM	0.59	0.64
2	10	2018	16	31	8	3:31 PM	-0.25	0.84
2	10	2018	16	31	18	3:31 PM	-0.66	1.03
2	10	2018	16	31	28	3:31 PM	0	0.96

month	day	year	hour	minute	sec	Time	SS vs IA	IA vs OA
2	10	2018	16	31	38	3:31 PM	0.11	0.77
2	10	2018	16	31	48	3:31 PM	0.27	0.47
2	10	2018	16	31	58	3:31 PM	0.39	0.6
2	10	2018	16	32	8	3:32 PM	0.17	0.49
2	10	2018	16	32	18	3:32 PM	-0.35	0.83
2	10	2018	16	32	28	3:32 PM	-0.73	1.07
2	10	2018	16	32	38	3:32 PM	-1.08	0.94
2	10	2018	16	32	48	3:32 PM	-0.58	0.56
2	10	2018	16	32	58	3:32 PM	-0.28	0.74
2	10	2018	16	33	8	3:33 PM	-0.84	0.85
2	10	2018	16	33	18	3:33 PM	-1.04	0.83
2	10	2018	16	33	28	3:33 PM	-0.54	0.67
2	10	2018	16	33	38	3:33 PM	-0.39	0.72
2	10	2018	16	33	48	3:33 PM	0.01	0.51
2	10	2018	16	33	58	3:33 PM	-0.41	0.7
2	10	2018	16	34	8	3:34 PM	-0.6	0.83
2	10	2018	16	34	18	3:34 PM	-0.62	0.79
2	10	2018	16	34	28	3:34 PM	-0.46	0.84
2	10	2018	16	34	38	3:34 PM	-0.19	0.58
2	10	2018	16	34	48	3:34 PM	-0.36	0.64
2	10	2018	16	34	58	3:34 PM	-0.26	0.53
2	10	2018	16	35	8	3:35 PM	-0.14	0.46
2	10	2018	16	35	18	3:35 PM	-0.17	0.48
2	10	2018	16	35	28	3:35 PM	-0.56	0.48
2	10	2018	16	35	38	3:35 PM	-0.6	0.48
2	10	2018	16	35	48	3:35 PM	-1.13	0.71
2	10	2018	16	35	58	3:35 PM	-1.57	0.94
2	10	2018	16	36	8	3:36 PM	-1.5	0.91
2	10	2018	16	36	18	3:36 PM	-1.23	0.78
2	10	2018	16	36	28	3:36 PM	-0.89	0.59
2	10	2018	16	36	38	3:36 PM	-1.06	0.6
2	10	2018	16	36	48	3:36 PM	-1.15	0.55
2	10	2018	16	36	58	3:36 PM	-1.13	0.48
2	10	2018	16	37	8	3:37 PM	-1.21	0.66
2	10	2018	16	37	18	3:37 PM	-1.49	0.81
2	10	2018	16	37	28	3:37 PM	-1.34	0.87
2	10	2018	16	37	38	3:37 PM	-0.36	0.53
2	10	2018	16	37	48	3:37 PM	-0.11	0.48
2	10	2018	16	37	58	3:37 PM	-0.05	0.24
2	10	2018	16	38	8	3:38 PM	0.05	0.23
2	10	2018	16	38	18	3:38 PM	-0.39	0.58
2	10	2018	16	38	28	3:38 PM	-0.45	0.7
2	10	2018	16	38	38	3:38 PM	-0.34	0.73
2	10	2018	16	38	48	3:38 PM	-0.47	0.92
2	10	2018	16	38	58	3:38 PM	-0.73	0.96
2	10	2018	16	39	8	3:39 PM	-0.69	1.11

month	day	year	hour	minute	sec	Time	SS vs IA	IA vs OA
2	10	2018	16	39	18	3:39 PM	-0.08	0.83
2	10	2018	16	39	28	3:39 PM	0.32	0.87
2	10	2018	16	39	38	3:39 PM	0.63	0.6
2	10	2018	16	39	48	3:39 PM	0.68	0.69
2	10	2018	16	39	58	3:39 PM	0.65	0.73
2	10	2018	16	40	8	3:40 PM	0.75	0.71
2	10	2018	16	40	18	3:40 PM	0.85	0.61
2	10	2018	16	40	28	3:40 PM	0.46	0.62
2	10	2018	16	40	38	3:40 PM	0.66	0.39
2	10	2018	16	40	48	3:40 PM	0.95	0.57
2	10	2018	16	40	58	3:40 PM	0.78	0.85
2	10	2018	16	41	8	3:41 PM	0.75	1
2	10	2018	16	41	18	3:41 PM	0.4	1.04
2	10	2018	16	41	28	3:41 PM	0.15	1.01
2	10	2018	16	41	38	3:41 PM	0.29	0.86
2	10	2018	16	41	48	3:41 PM	0.78	0.6
2	10	2018	16	41	58	3:41 PM	0.75	0.62
2	10	2018	16	42	8	3:42 PM	1.03	0.72
2	10	2018	16	42	18	3:42 PM	1.26	0.63
2	10	2018	16	42	28	3:42 PM	1.1	0.72
2	10	2018	16	42	38	3:42 PM	0.84	0.72
2	10	2018	16	42	48	3:42 PM	0.76	0.6
2	10	2018	16	42	58	3:42 PM	0.77	0.68
2	10	2018	16	43	8	3:43 PM	0.73	0.66
2	10	2018	16	43	18	3:43 PM	0.62	0.65
2	10	2018	16	43	28	3:43 PM	0.28	0.53
2	10	2018	16	43	38	3:43 PM	0.28	0.5
2	10	2018	16	43	48	3:43 PM	0.28	0.51
2	10	2018	16	43	58	3:43 PM	0.02	0.52
2	10	2018	16	44	8	3:44 PM	-0.35	0.62
2	10	2018	16	44	18	3:44 PM	-0.24	0.62
2	10	2018	16	44	28	3:44 PM	0.16	0.47
2	10	2018	16	44	38	3:44 PM	-0.07	0.52
2	10	2018	16	44	48	3:44 PM	-0.37	0.5
2	10	2018	16	44	58	3:44 PM	-0.14	0.35
2	10	2018	16	45	8	3:45 PM	-0.66	0.67
2	10	2018	16	45	18	3:45 PM	-1.01	0.71
2	10	2018	16	45	28	3:45 PM	-0.58	0.63
2	10	2018	16	45	38	3:45 PM	-0.45	0.62
2	10	2018	16	45	48	3:45 PM	-0.36	0.57
2	10	2018	16	45	58	3:45 PM	-0.26	0.56
2	10	2018	16	46	8	3:46 PM	-0.33	0.43
2	10	2018	16	46	18	3:46 PM	-0.03	0.44
2	10	2018	16	46	28	3:46 PM	0.07	0.73
2	10	2018	16	46	38	3:46 PM	-0.18	0.9
2	10	2018	16	46	48	3:46 PM	-0.03	0.56

month	day	year	hour	minute	sec	Time	SS vs IA	IA vs OA
2	10	2018	16	46	58	3:46 PM	-0.16	0.57
2	10	2018	16	47	8	3:47 PM	-0.37	0.84
2	10	2018	16	47	18	3:47 PM	-0.18	0.93
2	10	2018	16	47	28	3:47 PM	0.15	0.93
2	10	2018	16	47	38	3:47 PM	0.4	0.72
2	10	2018	16	47	48	3:47 PM	0.67	0.49
2	10	2018	16	47	58	3:47 PM	0.72	0.47
2	10	2018	16	48	8	3:48 PM	0.12	0.83
2	10	2018	16	48	18	3:48 PM	0.01	0.88
2	10	2018	16	48	28	3:48 PM	0.88	0.57
2	10	2018	16	48	38	3:48 PM	1.08	0.49
2	10	2018	16	48	48	3:48 PM	0.69	0.77
2	10	2018	16	48	58	3:48 PM	0.85	0.74
2	10	2018	16	49	8	3:49 PM	0.88	0.8
2	10	2018	16	49	18	3:49 PM	1.67	0.77
2	10	2018	16	49	28	3:49 PM	0.92	1.27
2	10	2018	16	49	38	3:49 PM	1.34	0.92
2	10	2018	16	49	48	3:49 PM	1.6	0.67
2	10	2018	16	49	58	3:49 PM	1.26	0.83
2	10	2018	16	50	8	3:50 PM	1.29	0.69
2	10	2018	16	50	18	3:50 PM	1.51	0.64
2	10	2018	16	50	28	3:50 PM	0.67	1.08
2	10	2018	16	50	38	3:50 PM	0.81	1.16
2	10	2018	16	50	48	3:50 PM	1.1	1.36
2	10	2018	16	50	58	3:50 PM	1.65	1.31
2	10	2018	16	51	8	3:51 PM	2.33	1.01
2	10	2018	16	51	18	3:51 PM	2.16	1.08
2	10	2018	16	51	28	3:51 PM	2.08	0.96
2	10	2018	16	51	38	3:51 PM	1.7	0.98
2	10	2018	16	51	48	3:51 PM	1.48	1.06
2	10	2018	16	51	58	3:51 PM	1.78	1.08
2	10	2018	16	52	8	3:52 PM	1.45	1.15
2	10	2018	16	52	18	3:52 PM	1.59	1.2
2	10	2018	16	52	28	3:52 PM	1.39	1.54
2	10	2018	16	52	38	3:52 PM	0.63	1.58
2	10	2018	16	52	48	3:52 PM	1.67	1.28
2	10	2018	16	52	58	3:52 PM	1.1	1.25
2	10	2018	16	53	8	3:53 PM	0.57	1.35
2	10	2018	16	53	18	3:53 PM	0.86	1.25
2	10	2018	16	53	28	3:53 PM	1.4	0.79
2	10	2018	16	53	38	3:53 PM	0.61	1.42
2	10	2018	16	53	48	3:53 PM	0.94	1.26
2	10	2018	16	53	58	3:53 PM	0.84	1.26
2	10	2018	16	54	8	3:54 PM	1.13	1
2	10	2018	16	54	18	3:54 PM	0.71	1.07
2	10	2018	16	54	28	3:54 PM	0.63	1.14

month	day	year	hour	minute	sec	Time	SS vs IA	IA vs OA
2	10	2018	16	54	38	3:54 PM	0.88	1.04
2	10	2018	16	54	48	3:54 PM	0.95	1.01
2	10	2018	16	54	58	3:54 PM	1.16	1.19
2	10	2018	16	55	8	3:55 PM	0.51	1.09
2	10	2018	16	55	18	3:55 PM	-0.12	1.21
2	10	2018	16	55	28	3:55 PM	-0.64	1.17
2	10	2018	16	55	38	3:55 PM	0.2	0.88
2	10	2018	16	55	48	3:55 PM	0.7	0.86
2	10	2018	16	55	58	3:55 PM	0.66	0.95
2	10	2018	16	56	8	3:56 PM	0.59	0.72
2	10	2018	16	56	18	3:56 PM	0.65	0.82
2	10	2018	16	56	28	3:56 PM	0.86	0.61
2	10	2018	16	56	38	3:56 PM	0.71	0.62
2	10	2018	16	56	48	3:56 PM	0.22	0.74
2	10	2018	16	56	58	3:56 PM	0.78	0.48
2	10	2018	16	57	8	3:57 PM	0.65	0.73
2	10	2018	16	57	18	3:57 PM	0	1.01
2	10	2018	16	57	28	3:57 PM	0.3	0.86
2	10	2018	16	57	38	3:57 PM	0.54	0.97
2	10	2018	16	57	48	3:57 PM	0.4	0.78
2	10	2018	16	57	58	3:57 PM	0.67	0.71
2	10	2018	16	58	8	3:58 PM	0.38	0.72
2	10	2018	16	58	18	3:58 PM	0.45	0.71
2	10	2018	16	58	28	3:58 PM	0.88	0.43
2	10	2018	16	58	38	3:58 PM	0.93	0.43
2	10	2018	16	58	48	3:58 PM	0.61	0.6
2	10	2018	16	58	58	3:58 PM	0.38	0.62
2	10	2018	16	59	8	3:59 PM	0.17	0.79
2	10	2018	16	59	18	3:59 PM	0.38	0.81
2	10	2018	16	59	28	3:59 PM	0.16	0.82
2	10	2018	16	59	38	3:59 PM	0.3	0.73
2	10	2018	16	59	48	3:59 PM	0.54	0.67
2	10	2018	16	59	58	3:59 PM	0.28	0.76
2	10	2018	17	0	8	4:00 PM	0.25	0.39
2	10	2018	17	0	18	4:00 PM	0.39	0.67
2	10	2018	17	0	28	4:00 PM	0.7	0.96
2	10	2018	17	0	38	4:00 PM	0.49	1.08
2	10	2018	17	0	48	4:00 PM	0.45	1.06
2	10	2018	17	0	58	4:00 PM	0.09	0.91
2	10	2018	17	1	8	4:01 PM	-0.15	1.23
2	10	2018	17	1	18	4:01 PM	-0.41	1.25
2	10	2018	17	1	28	4:01 PM	0.23	1.07
2	10	2018	17	1	38	4:01 PM	0.78	0.84
2	10	2018	17	1	48	4:01 PM	0.3	0.9
2	10	2018	17	1	58	4:01 PM	0.61	0.73
2	10	2018	17	2	8	4:02 PM	0.91	0.72

month	day	year	hour	minute	sec	Time	SS vs IA	IA vs OA
2	10	2018	17	2	18	4:02 PM	1.01	0.69
2	10	2018	17	2	28	4:02 PM	1.44	0.6
2	10	2018	17	2	38	4:02 PM	1.19	0.72
2	10	2018	17	2	48	4:02 PM	0.91	0.87
2	10	2018	17	2	58	4:02 PM	1.34	0.74
2	10	2018	17	3	8	4:03 PM	1.43	0.87
2	10	2018	17	3	18	4:03 PM	1.32	0.93
2	10	2018	17	3	28	4:03 PM	1.58	0.74
2	10	2018	17	3	38	4:03 PM	1.52	0.79
2	10	2018	17	3	48	4:03 PM	1.48	0.72
2	10	2018	17	3	58	4:03 PM	1.41	0.76
2	10	2018	17	4	8	4:04 PM	1.37	0.88
2	10	2018	17	4	18	4:04 PM	1.18	0.95
2	10	2018	17	4	28	4:04 PM	1.31	0.89
2	10	2018	17	4	38	4:04 PM	1.2	0.83
2	10	2018	17	4	48	4:04 PM	1.17	0.87
2	10	2018	17	4	58	4:04 PM	0.86	0.98
2	10	2018	17	5	8	4:05 PM	1.76	0.8
2	10	2018	17	5	18	4:05 PM	1.18	1.08
2	10	2018	17	5	28	4:05 PM	1.37	0.9
2	10	2018	17	5	38	4:05 PM	1.31	0.93
2	10	2018	17	5	48	4:05 PM	1.68	0.88
2	10	2018	17	5	58	4:05 PM	1.4	1.08
2	10	2018	17	6	8	4:06 PM	0.98	1.28
2	10	2018	17	6	18	4:06 PM	1.01	1.44
2	10	2018	17	6	28	4:06 PM	1.51	1.22
2	10	2018	17	6	38	4:06 PM	1.65	0.98
2	10	2018	17	6	48	4:06 PM	1.32	0.98
2	10	2018	17	6	58	4:06 PM	1.56	0.72
2	10	2018	17	7	8	4:07 PM	1.18	1.06
2	10	2018	17	7	18	4:07 PM	1.17	1.12
2	10	2018	17	7	28	4:07 PM	1.2	0.75
2	10	2018	17	7	38	4:07 PM	1.05	0.83
2	10	2018	17	7	48	4:07 PM	0.82	0.76
2	10	2018	17	7	58	4:07 PM	0.83	0.77
2	10	2018	17	8	8	4:08 PM	0.74	0.78
2	10	2018	17	8	18	4:08 PM	0.39	0.93
2	10	2018	17	8	28	4:08 PM	0.58	0.82
2	10	2018	17	8	38	4:08 PM	0.63	0.73
2	10	2018	17	8	48	4:08 PM	0.38	0.78
2	10	2018	17	8	58	4:08 PM	0.26	0.72
2	10	2018	17	9	8	4:09 PM	0.29	0.79
2	10	2018	17	9	18	4:09 PM	0.45	0.49
2	10	2018	17	9	28	4:09 PM	0.22	0.66
2	10	2018	17	9	38	4:09 PM	0.18	0.6
2	10	2018	17	9	48	4:09 PM	0.37	0.74

month	day	year	hour	minute	sec	Time	SS vs IA	IA vs OA
2	10	2018	17	9	58	4:09 PM	-0.21	1
2	10	2018	17	10	8	4:10 PM	-0.54	1.04
2	10	2018	17	10	18	4:10 PM	-0.34	0.88
2	10	2018	17	10	28	4:10 PM	0.05	0.82
2	10	2018	17	10	38	4:10 PM	0.14	0.73
2	10	2018	17	10	48	4:10 PM	0.31	0.61
2	10	2018	17	10	58	4:10 PM	0.22	0.5
2	10	2018	17	11	8	4:11 PM	0.11	0.61
2	10	2018	17	11	18	4:11 PM	-0.16	0.82
2	10	2018	17	11	28	4:11 PM	-0.8	1.11
2	10	2018	17	11	38	4:11 PM	-1.4	1.44
2	10	2018	17	11	48	4:11 PM	-0.4	0.96
2	10	2018	17	11	58	4:11 PM	0.2	0.69
2	10	2018	17	12	8	4:12 PM	0.26	0.47
2	10	2018	17	12	18	4:12 PM	0.58	0.51
2	10	2018	17	12	28	4:12 PM	0.62	0.69
2	10	2018	17	12	38	4:12 PM	0.18	0.87
2	10	2018	17	12	48	4:12 PM	0.13	0.9
2	10	2018	17	12	58	4:12 PM	0.19	0.7
2	10	2018	17	13	8	4:13 PM	0.23	0.66
2	10	2018	17	13	18	4:13 PM	0.3	0.77
2	10	2018	17	13	28	4:13 PM	0.21	0.81
2	10	2018	17	13	38	4:13 PM	0.26	0.82
2	10	2018	17	13	48	4:13 PM	0.09	0.93
2	10	2018	17	13	58	4:13 PM	0.54	0.66
2	10	2018	17	14	8	4:14 PM	0.59	0.68
2	10	2018	17	14	18	4:14 PM	0.15	0.81
2	10	2018	17	14	28	4:14 PM	0.09	0.96
2	10	2018	17	14	38	4:14 PM	0.35	0.82
2	10	2018	17	14	48	4:14 PM	0.36	0.81
2	10	2018	17	14	58	4:14 PM	-0.24	0.97
2	10	2018	17	15	8	4:15 PM	0.86	0.82
2	10	2018	17	15	18	4:15 PM	-0.16	1.07
2	10	2018	17	15	28	4:15 PM	-0.35	1.1
2	10	2018	17	15	38	4:15 PM	-0.24	1.13
2	10	2018	17	15	48	4:15 PM	-0.1	0.89
2	10	2018	17	15	58	4:15 PM	0.04	0.75
2	10	2018	17	16	8	4:16 PM	0.29	0.62
2	10	2018	17	16	18	4:16 PM	0.02	0.63
2	10	2018	17	16	28	4:16 PM	-0.05	0.59
2	10	2018	17	16	38	4:16 PM	-0.26	0.68
2	10	2018	17	16	48	4:16 PM	-0.42	0.87
2	10	2018	17	16	58	4:16 PM	-0.47	0.82
2	10	2018	17	17	8	4:17 PM	-0.6	0.74
2	10	2018	17	17	18	4:17 PM	-1.23	0.87
2	10	2018	17	17	28	4:17 PM	-1	0.61

month	day	year	hour	minute	sec	Time	SS vs IA	IA vs OA
2	10	2018	17	17	38	4:17 PM	-1	0.64
2	10	2018	17	17	48	4:17 PM	-1.5	0.74
2	10	2018	17	17	58	4:17 PM	-2.02	0.92
2	10	2018	17	18	8	4:18 PM	-0.36	0.62
2	10	2018	17	18	18	4:18 PM	-0.43	0.85
2	10	2018	17	18	28	4:18 PM	-1.17	0.53
2	10	2018	17	18	38	4:18 PM	-0.95	0.35
2	10	2018	17	18	48	4:18 PM	-0.94	0.41
2	10	2018	17	18	58	4:18 PM	-1.25	0.6
2	10	2018	17	19	8	4:19 PM	-1.48	0.57
2	10	2018	17	19	18	4:19 PM	-1.42	0.53
2	10	2018	17	19	28	4:19 PM	-1.47	0.64
2	10	2018	17	19	38	4:19 PM	-1.71	0.69
2	10	2018	17	19	48	4:19 PM	-1.48	0.69
2	10	2018	17	19	58	4:19 PM	-1.08	0.6
2	10	2018	17	20	8	4:20 PM	-0.87	0.55
2	10	2018	17	20	18	4:20 PM	-1.13	0.4
2	10	2018	17	20	28	4:20 PM	-1.32	0.79
2	10	2018	17	20	38	4:20 PM	-1.58	0.95
2	10	2018	17	20	48	4:20 PM	-1.15	0.99
2	10	2018	17	20	58	4:20 PM	-0.44	0.79
2	10	2018	17	21	8	4:21 PM	-0.54	0.78
2	10	2018	17	21	18	4:21 PM	-0.44	0.6
2	10	2018	17	21	28	4:21 PM	-0.15	0.61
2	10	2018	17	21	38	4:21 PM	0.01	0.68
2	10	2018	17	21	48	4:21 PM	-0.23	0.72
2	10	2018	17	21	58	4:21 PM	0.19	0.53
2	10	2018	17	22	8	4:22 PM	0.82	0.7
2	10	2018	17	22	18	4:22 PM	0.31	0.79
2	10	2018	17	22	28	4:22 PM	0.22	0.74
2	10	2018	17	22	38	4:22 PM	0.45	0.76
2	10	2018	17	22	48	4:22 PM	0.83	0.74
2	10	2018	17	22	58	4:22 PM	0.97	0.65
2	10	2018	17	23	8	4:23 PM	0.36	0.84
2	10	2018	17	23	18	4:23 PM	0.13	0.88
2	10	2018	17	23	28	4:23 PM	0.52	0.67
2	10	2018	17	23	38	4:23 PM	0.88	0.46
2	10	2018	17	23	48	4:23 PM	1.11	0.37
2	10	2018	17	23	58	4:23 PM	0.7	0.46
2	10	2018	17	24	8	4:24 PM	0.35	0.62
2	10	2018	17	24	18	4:24 PM	0.24	1.01
2	10	2018	17	24	28	4:24 PM	-0.87	1.31
2	10	2018	17	24	38	4:24 PM	-0.64	1.05
2	10	2018	17	24	48	4:24 PM	-0.2	0.74
2	10	2018	17	24	58	4:24 PM	-0.16	0.6
2	10	2018	17	25	8	4:25 PM	0.6	0.14

month	day	year	hour	minute	sec	Time	SS vs IA	IA vs OA
2	10	2018	17	25	18	4:25 PM	0.09	0.4
2	10	2018	17	25	28	4:25 PM	-0.02	0.33
2	10	2018	17	25	38	4:25 PM	0.06	0.54
2	10	2018	17	25	48	4:25 PM	-0.72	1.13
2	10	2018	17	25	58	4:25 PM	-0.48	0.92
2	10	2018	17	26	8	4:26 PM	-0.61	0.9
2	10	2018	17	26	18	4:26 PM	-0.67	0.91
2	10	2018	17	26	28	4:26 PM	-0.45	0.64
2	10	2018	17	26	38	4:26 PM	-0.81	0.9
2	10	2018	17	26	48	4:26 PM	-1.31	1.09
2	10	2018	17	26	58	4:26 PM	-1.3	1.2
2	10	2018	17	27	8	4:27 PM	-1.02	1.02
2	10	2018	17	27	18	4:27 PM	-0.81	0.98
2	10	2018	17	27	28	4:27 PM	-0.53	0.91
2	10	2018	17	27	38	4:27 PM	-0.75	1.09
2	10	2018	17	27	48	4:27 PM	-0.43	0.73
2	10	2018	17	27	58	4:27 PM	0.38	0.4
2	10	2018	17	28	8	4:28 PM	0.88	0.2
2	10	2018	17	28	18	4:28 PM	0.46	0.48
2	10	2018	17	28	28	4:28 PM	-0.02	0.55
2	10	2018	17	28	38	4:28 PM	-0.32	0.76
2	10	2018	17	28	48	4:28 PM	-0.43	0.69
2	10	2018	17	28	58	4:28 PM	-0.41	0.78
2	10	2018	17	29	8	4:29 PM	-0.28	0.8
2	10	2018	17	29	18	4:29 PM	-0.38	0.92
2	10	2018	17	29	28	4:29 PM	-0.18	0.72
2	10	2018	17	29	38	4:29 PM	-0.08	0.69
2	10	2018	17	29	48	4:29 PM	-0.47	0.89
2	10	2018	17	29	58	4:29 PM	0.28	0.64
2	10	2018	17	30	8	4:30 PM	0.35	0.74
2	10	2018	17	30	18	4:30 PM	0.51	0.59
2	10	2018	17	30	28	4:30 PM	0.91	0.53
2	10	2018	17	30	38	4:30 PM	0.52	0.65
2	10	2018	17	30	48	4:30 PM	0.08	0.73
2	10	2018	17	30	58	4:30 PM	0	0.81
2	10	2018	17	31	8	4:31 PM	-0.22	0.76
2	10	2018	17	31	18	4:31 PM	0.09	0.82
2	10	2018	17	31	28	4:31 PM	-0.28	1.11
2	10	2018	17	31	38	4:31 PM	-0.18	1.09
2	10	2018	17	31	48	4:31 PM	0.22	1.05
2	10	2018	17	31	58	4:31 PM	1.14	0.57
2	10	2018	17	32	8	4:32 PM	0.43	0.96
2	10	2018	17	32	18	4:32 PM	0.08	0.91
2	10	2018	17	32	28	4:32 PM	0.42	0.89
2	10	2018	17	32	38	4:32 PM	0.14	0.9
2	10	2018	17	32	48	4:32 PM	0.2	0.79

month	day	year	hour	minute	sec	Time	SS vs IA	IA vs OA
2	10	2018	17	32	58	4:32 PM	-0.27	0.94
2	10	2018	17	33	8	4:33 PM	-0.62	1.04
2	10	2018	17	33	18	4:33 PM	0.55	1.05
2	10	2018	17	33	28	4:33 PM	0.92	0.8
2	10	2018	17	33	38	4:33 PM	0.97	0.7
2	10	2018	17	33	48	4:33 PM	0.5	0.66
2	10	2018	17	33	58	4:33 PM	0.45	0.98
2	10	2018	17	34	8	4:34 PM	-0.03	1.08
2	10	2018	17	34	18	4:34 PM	0.09	1.37
2	10	2018	17	34	28	4:34 PM	0.2	0.99
2	10	2018	17	34	38	4:34 PM	0.6	0.81
2	10	2018	17	34	48	4:34 PM	0.73	0.59
2	10	2018	17	34	58	4:34 PM	0.42	0.79
2	10	2018	17	35	8	4:35 PM	0.53	0.79
2	10	2018	17	35	18	4:35 PM	0.5	0.83
2	10	2018	17	35	28	4:35 PM	0.47	0.7
2	10	2018	17	35	38	4:35 PM	-0.17	1.01
2	10	2018	17	35	48	4:35 PM	-0.3	0.93
2	10	2018	17	35	58	4:35 PM	0.04	0.82
2	10	2018	17	36	8	4:36 PM	0.43	0.77
2	10	2018	17	36	18	4:36 PM	0.93	0.58
2	10	2018	17	36	28	4:36 PM	0.89	0.76
2	10	2018	17	36	38	4:36 PM	-0.47	1.09
2	10	2018	17	36	48	4:36 PM	-0.4	1.13
2	10	2018	17	36	58	4:36 PM	0.1	1.09
2	10	2018	17	37	8	4:37 PM	0.61	0.79
2	10	2018	17	37	18	4:37 PM	0.6	0.68
2	10	2018	17	37	28	4:37 PM	1	0.82
2	10	2018	17	37	38	4:37 PM	0.82	0.87
2	10	2018	17	37	48	4:37 PM	0.77	1.1
2	10	2018	17	37	58	4:37 PM	0.28	1.23
2	10	2018	17	38	8	4:38 PM	0.09	1.03
2	10	2018	17	38	18	4:38 PM	0.13	1.24
2	10	2018	17	38	28	4:38 PM	-0.16	1.29
2	10	2018	17	38	38	4:38 PM	0.16	1.11
2	10	2018	17	38	48	4:38 PM	0.63	0.83
2	10	2018	17	38	58	4:38 PM	0.41	0.72
2	10	2018	17	39	8	4:39 PM	0.43	0.63
2	10	2018	17	39	18	4:39 PM	0.67	0.9
2	10	2018	17	39	28	4:39 PM	0.25	1.1
2	10	2018	17	39	38	4:39 PM	0.4	1.04
2	10	2018	17	39	48	4:39 PM	0.21	1.29
2	10	2018	17	39	58	4:39 PM	-0.04	1.2
2	10	2018	17	40	8	4:40 PM	0.44	0.98
2	10	2018	17	40	18	4:40 PM	1.18	0.77
2	10	2018	17	40	28	4:40 PM	0.52	1.1

month	day	year	hour	minute	sec	Time	SS vs IA	IA vs OA
2	10	2018	17	40	38	4:40 PM	0.8	0.75
2	10	2018	17	40	48	4:40 PM	0.86	1.01
2	10	2018	17	40	58	4:40 PM	-0.21	1.24
2	10	2018	17	41	8	4:41 PM	0.37	1.1
2	10	2018	17	41	18	4:41 PM	0.68	0.83
2	10	2018	17	41	28	4:41 PM	0.74	0.67
2	10	2018	17	41	38	4:41 PM	0.72	0.65
2	10	2018	17	41	48	4:41 PM	0.7	0.78
2	10	2018	17	41	58	4:41 PM	0.87	0.6
2	10	2018	17	42	8	4:42 PM	0.79	0.69
2	10	2018	17	42	18	4:42 PM	0.77	0.65
2	10	2018	17	42	28	4:42 PM	0.47	0.66
2	10	2018	17	42	38	4:42 PM	0.57	0.73
2	10	2018	17	42	48	4:42 PM	0.31	0.85
2	10	2018	17	42	58	4:42 PM	-0.05	0.96
2	10	2018	17	43	8	4:43 PM	0.05	1.06
2	10	2018	17	43	18	4:43 PM	0.38	0.92
2	10	2018	17	43	28	4:43 PM	0.34	0.73
2	10	2018	17	43	38	4:43 PM	0.73	0.56
2	10	2018	17	43	48	4:43 PM	0.49	0.6
2	10	2018	17	43	58	4:43 PM	0.14	0.72
2	10	2018	17	44	8	4:44 PM	0.03	0.64
2	10	2018	17	44	18	4:44 PM	-0.25	0.86
2	10	2018	17	44	28	4:44 PM	-0.18	0.66
2	10	2018	17	44	38	4:44 PM	0.17	0.54
2	10	2018	17	44	48	4:44 PM	-0.09	0.68
2	10	2018	17	44	58	4:44 PM	-0.31	0.85
2	10	2018	17	45	8	4:45 PM	-0.46	0.83
2	10	2018	17	45	18	4:45 PM	-0.3	0.55
2	10	2018	17	45	28	4:45 PM	-0.37	0.91
2	10	2018	17	45	38	4:45 PM	-0.87	0.9
2	10	2018	17	45	48	4:45 PM	-0.68	0.97
2	10	2018	17	45	58	4:45 PM	-0.69	1.16
2	10	2018	17	46	8	4:46 PM	-1.04	1.44
2	10	2018	17	46	18	4:46 PM	-0.1	0.89
2	10	2018	17	46	28	4:46 PM	0.41	0.69
2	10	2018	17	46	38	4:46 PM	0.18	0.69
2	10	2018	17	46	48	4:46 PM	-0.22	1.09
2	10	2018	17	46	58	4:46 PM	0.1	1.04
2	10	2018	17	47	8	4:47 PM	0.54	0.71
2	10	2018	17	47	18	4:47 PM	0.94	0.46
2	10	2018	17	47	28	4:47 PM	1	0.63
2	10	2018	17	47	38	4:47 PM	0.32	1
2	10	2018	17	47	48	4:47 PM	0.77	0.93
2	10	2018	17	47	58	4:47 PM	0.59	0.95
2	10	2018	17	48	8	4:48 PM	0.58	0.85

month	day	year	hour	minute	sec	Time	SS vs IA	IA vs OA
2	10	2018	17	48	18	4:48 PM	0.59	1
2	10	2018	17	48	28	4:48 PM	0.42	0.7
2	10	2018	17	48	38	4:48 PM	0.3	0.59
2	10	2018	17	48	48	4:48 PM	0.51	0.7
2	10	2018	17	48	58	4:48 PM	0.57	0.65
2	10	2018	17	49	8	4:49 PM	0.61	0.82
2	10	2018	17	49	18	4:49 PM	0.85	0.72
2	10	2018	17	49	28	4:49 PM	0.37	0.77
2	10	2018	17	49	38	4:49 PM	0	1.07
2	10	2018	17	49	48	4:49 PM	-0.09	1.07
2	10	2018	17	49	58	4:49 PM	1.06	0.61
2	10	2018	17	50	8	4:50 PM	0.42	0.88
2	10	2018	17	50	18	4:50 PM	-0.56	1.43
2	10	2018	17	50	28	4:50 PM	-0.98	1.31
2	10	2018	17	50	38	4:50 PM	-0.57	1.44
2	10	2018	17	50	48	4:50 PM	-0.23	1.37
2	10	2018	17	50	58	4:50 PM	0.76	0.85
2	10	2018	17	51	8	4:51 PM	0.94	1.02
2	10	2018	17	51	18	4:51 PM	1.03	1.01
2	10	2018	17	51	28	4:51 PM	1.09	0.99
2	10	2018	17	51	38	4:51 PM	0.51	1.51
2	10	2018	17	51	48	4:51 PM	-0.29	1.43
2	10	2018	17	51	58	4:51 PM	-1.06	2.16
2	10	2018	17	52	8	4:52 PM	0.2	1.75
2	10	2018	17	52	18	4:52 PM	0.85	1.23
2	10	2018	17	52	28	4:52 PM	0.95	1.23
2	10	2018	17	52	38	4:52 PM	0.76	1.55
2	10	2018	17	52	48	4:52 PM	0.74	1.39
2	10	2018	17	52	58	4:52 PM	0.41	1.39
2	10	2018	17	53	8	4:53 PM	1.13	0.86
2	10	2018	17	53	18	4:53 PM	1.32	0.77
2	10	2018	17	53	28	4:53 PM	0.28	0.87
2	10	2018	17	53	38	4:53 PM	0.38	0.89
2	10	2018	17	53	48	4:53 PM	-0.09	0.97
2	10	2018	17	53	58	4:53 PM	0.46	0.71
2	10	2018	17	54	8	4:54 PM	0.23	0.75
2	10	2018	17	54	18	4:54 PM	0.77	0.67
2	10	2018	17	54	28	4:54 PM	-0.09	0.88
2	10	2018	17	54	38	4:54 PM	-0.43	1.09
2	10	2018	17	54	48	4:54 PM	-1.54	1.68
2	10	2018	17	54	58	4:54 PM	-1.05	1.44
2	10	2018	17	55	8	4:55 PM	0.3	0.95
2	10	2018	17	55	18	4:55 PM	0.18	0.91
2	10	2018	17	55	28	4:55 PM	-0.85	1.26
2	10	2018	17	55	38	4:55 PM	-0.74	1.14
2	10	2018	17	55	48	4:55 PM	-0.68	0.99

month	day	year	hour	minute	sec	Time	SS vs IA	IA vs OA
2	10	2018	17	55	58	4:55 PM	-0.79	0.89
2	10	2018	17	56	8	4:56 PM	-0.4	0.77
2	10	2018	17	56	18	4:56 PM	-1.32	1.18
2	10	2018	17	56	28	4:56 PM	-1.32	1.3
2	10	2018	17	56	38	4:56 PM	-1.33	1.45
2	10	2018	17	56	48	4:56 PM	-1.07	1.3
2	10	2018	17	56	58	4:56 PM	-0.78	1.28
2	10	2018	17	57	8	4:57 PM	0.08	1.08
2	10	2018	17	57	18	4:57 PM	-0.6	1.1
2	10	2018	17	57	28	4:57 PM	-1.64	1.36
2	10	2018	17	57	38	4:57 PM	-1.1	0.96
2	10	2018	17	57	48	4:57 PM	-0.87	0.94
2	10	2018	17	57	58	4:57 PM	-1.15	0.96
2	10	2018	17	58	8	4:58 PM	-0.75	1.08
2	10	2018	17	58	18	4:58 PM	-0.62	1.07
2	10	2018	17	58	28	4:58 PM	-0.08	0.73
2	10	2018	17	58	38	4:58 PM	0.07	1.14
2	10	2018	17	58	48	4:58 PM	-0.89	1.56
2	10	2018	17	58	58	4:58 PM	-1.08	1.55
2	10	2018	17	59	8	4:59 PM	-1.04	1.38
2	10	2018	17	59	18	4:59 PM	-1.26	1.41
2	10	2018	17	59	28	4:59 PM	-0.86	1.37
2	10	2018	17	59	38	4:59 PM	-0.24	1.18
2	10	2018	17	59	48	4:59 PM	0.68	1.16
2	10	2018	17	59	58	4:59 PM	-0.4	1.54
2	10	2018	18	0	8	5:00 PM	0.57	1.32
2	10	2018	18	0	18	5:00 PM	0.53	1.4
2	10	2018	18	0	28	5:00 PM	0.35	1.43
2	10	2018	18	0	38	5:00 PM	0.2	1.4
2	10	2018	18	0	48	5:00 PM	0.6	1.38
2	10	2018	18	0	58	5:00 PM	0.64	1.11
2	10	2018	18	1	8	5:01 PM	0.36	1.04
2	10	2018	18	1	18	5:01 PM	0.48	0.72
2	10	2018	18	1	28	5:01 PM	-0.36	1.24
2	10	2018	18	1	38	5:01 PM	-0.19	1.43
2	10	2018	18	1	48	5:01 PM	0.56	1.27
2	10	2018	18	1	58	5:01 PM	0.48	1.15
2	10	2018	18	2	8	5:02 PM	0.46	1.17
2	10	2018	18	2	18	5:02 PM	-0.11	1.19
2	10	2018	18	2	28	5:02 PM	0.27	1.22
2	10	2018	18	2	38	5:02 PM	0.25	1.46
2	10	2018	18	2	48	5:02 PM	0.06	1.37
2	10	2018	18	2	58	5:02 PM	-0.19	1.26
2	10	2018	18	3	8	5:03 PM	0.23	1.26
2	10	2018	18	3	18	5:03 PM	0.87	1.11
2	10	2018	18	3	28	5:03 PM	-0.02	1.13

month	day	year	hour	minute	sec	Time	SS vs IA	IA vs OA
2	10	2018	18	3	38	5:03 PM	0.68	0.87
2	10	2018	18	3	48	5:03 PM	0.95	1.12
2	10	2018	18	3	58	5:03 PM	-0.25	1.34
2	10	2018	18	4	8	5:04 PM	-0.6	1.55
2	10	2018	18	4	18	5:04 PM	-0.35	1.73
2	10	2018	18	4	28	5:04 PM	-0.02	1.49
2	10	2018	18	4	38	5:04 PM	0.17	1.14
2	10	2018	18	4	48	5:04 PM	0.42	1.02
2	10	2018	18	4	58	5:04 PM	0.28	1.14
2	10	2018	18	5	8	5:05 PM	0.17	1.3
2	10	2018	18	5	18	5:05 PM	0.02	1.18
2	10	2018	18	5	28	5:05 PM	0.41	1.18
2	10	2018	18	5	38	5:05 PM	-1.96	2.16
2	10	2018	18	5	48	5:05 PM	-1.44	2
2	10	2018	18	5	58	5:05 PM	-0.88	1.89
2	10	2018	18	6	8	5:06 PM	0.9	1.26
2	10	2018	18	6	18	5:06 PM	1.68	1.14
2	10	2018	18	6	28	5:06 PM	1.14	1.43
2	10	2018	18	6	38	5:06 PM	0.77	0.81
2	10	2018	18	6	48	5:06 PM	-0.03	1.11
2	10	2018	18	6	58	5:06 PM	-0.7	1.34
2	10	2018	18	7	8	5:07 PM	-0.34	1
2	10	2018	18	7	18	5:07 PM	-0.56	1.12
2	10	2018	18	7	28	5:07 PM	-0.06	0.71
2	10	2018	18	7	38	5:07 PM	0.14	0.76
2	10	2018	18	7	48	5:07 PM	0.09	0.74
2	10	2018	18	7	58	5:07 PM	-0.1	0.81
2	10	2018	18	8	8	5:08 PM	-0.07	0.8
2	10	2018	18	8	18	5:08 PM	-0.18	0.69
2	10	2018	18	8	28	5:08 PM	-0.19	0.69
2	10	2018	18	8	38	5:08 PM	0.23	0.17
2	10	2018	18	8	48	5:08 PM	0.26	0.41
2	10	2018	18	8	58	5:08 PM	-0.45	0.73
2	10	2018	18	9	8	5:09 PM	-0.64	1.08
2	10	2018	18	9	18	5:09 PM	-0.33	0.86
2	10	2018	18	9	28	5:09 PM	-0.93	1.26
2	10	2018	18	9	38	5:09 PM	-1.18	1.42
2	10	2018	18	9	48	5:09 PM	-0.64	1.5
2	10	2018	18	9	58	5:09 PM	-0.16	1.28
2	10	2018	18	10	8	5:10 PM	0.81	0.67
2	10	2018	18	10	18	5:10 PM	-0.01	1.61
2	10	2018	18	10	28	5:10 PM	0.05	1.35
2	10	2018	18	10	38	5:10 PM	0.07	1.74
2	10	2018	18	10	48	5:10 PM	0.52	1.54
2	10	2018	18	10	58	5:10 PM	0.44	1.07
2	10	2018	18	11	8	5:11 PM	-1.1	1.72

month	day	year	hour	minute	sec	Time	SS vs IA	IA vs OA
2	10	2018	18	11	18	5:11 PM	-2.25	2.07
2	10	2018	18	11	28	5:11 PM	-1.15	1.62
2	10	2018	18	11	38	5:11 PM	-0.96	1.97
2	10	2018	18	11	48	5:11 PM	-0.2	1.61
2	10	2018	18	11	58	5:11 PM	-0.87	1.7
2	10	2018	18	12	8	5:12 PM	-0.54	1.76
2	10	2018	18	12	18	5:12 PM	0.54	0.89
2	10	2018	18	12	28	5:12 PM	0.5	1.39
2	10	2018	18	12	38	5:12 PM	-0.08	1.52
2	10	2018	18	12	48	5:12 PM	-0.32	1.51
2	10	2018	18	12	58	5:12 PM	-0.65	1.16
2	10	2018	18	13	8	5:13 PM	-0.2	0.86
2	10	2018	18	13	18	5:13 PM	0.41	0.78
2	10	2018	18	13	28	5:13 PM	-0.4	0.91
2	10	2018	18	13	38	5:13 PM	-0.7	1.49
2	10	2018	18	13	48	5:13 PM	-0.29	1.64
2	10	2018	18	13	58	5:13 PM	-1.22	1.93
2	10	2018	18	14	8	5:14 PM	-1	1.69
2	10	2018	18	14	18	5:14 PM	-0.26	1.65
2	10	2018	18	14	28	5:14 PM	-1.1	1.66
2	10	2018	18	14	38	5:14 PM	0	1.05
2	10	2018	18	14	48	5:14 PM	-0.36	1.03
2	10	2018	18	14	58	5:14 PM	-0.51	1.2
2	10	2018	18	15	8	5:15 PM	-1.4	1.86
2	10	2018	18	15	18	5:15 PM	-1.18	1.67
2	10	2018	18	15	28	5:15 PM	-1.09	1.44
2	10	2018	18	15	38	5:15 PM	-0.9	1.66
2	10	2018	18	15	48	5:15 PM	-0.02	1.4
2	10	2018	18	15	58	5:15 PM	-1.97	2.18
2	10	2018	18	16	8	5:16 PM	-1.77	1.94
2	10	2018	18	16	18	5:16 PM	0.74	0.7
2	10	2018	18	16	28	5:16 PM	0.05	1.24
2	10	2018	18	16	38	5:16 PM	-0.46	1.72
2	10	2018	18	16	48	5:16 PM	-1.33	2.54
2	10	2018	18	16	58	5:16 PM	-0.42	2.07
2	10	2018	18	17	8	5:17 PM	0.49	1.49
2	10	2018	18	17	18	5:17 PM	0.18	1.45
2	10	2018	18	17	28	5:17 PM	-0.84	2.08
2	10	2018	18	17	38	5:17 PM	-0.6	1.88
2	10	2018	18	17	48	5:17 PM	0.67	1.79
2	10	2018	18	17	58	5:17 PM	-0.8	1.85
2	10	2018	18	18	8	5:18 PM	-2.01	2.69
2	10	2018	18	18	18	5:18 PM	-0.73	2.34
2	10	2018	18	18	28	5:18 PM	-0.19	1.93
2	10	2018	18	18	38	5:18 PM	0.03	1.69
2	10	2018	18	18	48	5:18 PM	-0.19	1.49

month	day	year	hour	minute	sec	Time	SS vs IA	IA vs OA
2	10	2018	18	18	58	5:18 PM	-0.55	1.42
2	10	2018	18	19	8	5:19 PM	-2.4	2.59
2	10	2018	18	19	18	5:19 PM	28.54	2.22
2	10	2018	18	19	28	5:19 PM	680.58	1.43
2	10	2018	18	19	38	5:19 PM	775.09	1.92
2	10	2018	18	19	48	5:19 PM	52.96	1.56
2	10	2018	18	19	58	5:19 PM	0.05	0.68
2	10	2018	18	20	8	5:20 PM	0.03	-0.11
2	10	2018	18	20	18	5:20 PM	-0.05	-0.01
2	10	2018	18	20	28	5:20 PM	-0.05	0.22
2	10	2018	18	20	38	5:20 PM	-0.08	0.06
2	10	2018	18	20	48	5:20 PM	-0.09	0.05
2	10	2018	18	20	58	5:20 PM	-0.11	0.07
2	10	2018	18	21	8	5:21 PM	-0.06	-0.02
2	10	2018	18	21	18	5:21 PM	-0.07	-0.01
2	10	2018	18	21	28	5:21 PM	-0.08	-0.07
2	10	2018	18	21	38	5:21 PM	-0.38	0.25
2	10	2018	18	21	48	5:21 PM	-0.72	-0.76
2	10	2018	18	21	58	5:21 PM	0.03	0.01
2	10	2018	18	22	8	5:22 PM	-0.02	-0.01
2	10	2018	18	22	18	5:22 PM	-0.01	-0.02
2	10	2018	18	22	28	5:22 PM	-0.05	-0.02
2	10	2018	18	22	38	5:22 PM	-0.07	-0.02
2	10	2018	18	22	48	5:22 PM	-0.07	-0.02
2	10	2018	18	22	58	5:22 PM	-0.07	-0.02
2	10	2018	18	23	8	5:23 PM	-0.09	0.01
2	10	2018	18	23	18	5:23 PM	-0.07	-0.01
2	10	2018	18	23	28	5:23 PM	0.19	-0.29
2	10	2018	18	23	38	5:23 PM	-0.03	-0.02
2	10	2018	18	23	48	5:23 PM	-0.01	-0.01
2	10	2018	18	23	58	5:23 PM	-0.01	-0.01
2	10	2018	18	24	8	5:24 PM	-0.02	0.02
2	10	2018	18	24	18	5:24 PM	-0.02	0
2	10	2018	18	24	28	5:24 PM	-0.02	-0.01
2	10	2018	18	24	38	5:24 PM	-0.02	0
2	10	2018	18	24	48	5:24 PM	-0.03	0.01
2	10	2018	18	24	58	5:24 PM	-0.03	0.01
2	10	2018	18	25	8	5:25 PM	-0.02	0.02
2	10	2018	18	25	18	5:25 PM	-0.03	0.01
2	10	2018	18	25	28	5:25 PM	-0.03	0
2	10	2018	18	25	38	5:25 PM	-0.04	0.02
2	10	2018	18	25	48	5:25 PM	-0.04	0.03
2	10	2018	18	25	58	5:25 PM	-0.04	0.02
2	10	2018	18	26	8	5:26 PM	-0.05	0.03
2	10	2018	18	26	18	5:26 PM	-0.03	0.02
2	10	2018	18	26	28	5:26 PM	-0.04	-0.01

month	day	year	hour	minute	sec	Time	SS vs IA	IA vs OA
2	10	2018	18	26	38	5:26 PM	-0.03	-0.02
2	10	2018	18	26	48	5:26 PM	-0.04	-0.01
2	10	2018	18	26	58	5:26 PM	-0.04	-0.01
2	10	2018	18	27	8	5:27 PM	-0.04	-0.01
2	10	2018	18	27	18	5:27 PM	-0.04	0.02
2	10	2018	18	27	28	5:27 PM	-0.01	-0.01
2	10	2018	18	27	38	5:27 PM	-0.02	0
2	10	2018	18	27	48	5:27 PM	-0.02	0.02
2	10	2018	18	27	58	5:27 PM	-0.1	0.32
2	10	2018	18	28	8	5:28 PM	-0.08	0.3
2	10	2018	18	28	18	5:28 PM	-0.01	-0.01
2	10	2018	18	28	28	5:28 PM	-0.01	-0.02
2	10	2018	18	28	38	5:28 PM	-0.02	-0.01
2	10	2018	18	28	48	5:28 PM	-0.02	-0.01
2	10	2018	18	28	58	5:28 PM	-0.02	-0.01
2	10	2018	18	29	8	5:29 PM	-0.02	0.02
2	10	2018	18	29	18	5:29 PM	-0.02	0
2	10	2018	18	29	28	5:29 PM	-0.01	0
2	10	2018	18	29	38	5:29 PM	-0.72	0.54
2	10	2018	18	29	48	5:29 PM	-1.08	0.44
2	10	2018	18	29	58	5:29 PM	-1.24	0.26
2	10	2018	18	30	8	5:30 PM	-1.34	0.64
2	10	2018	18	30	18	5:30 PM	-2.01	2.31
2	10	2018	18	30	28	5:30 PM	0	-0.02
2	10	2018	18	30	38	5:30 PM	-0.58	0.5
2	10	2018	18	30	48	5:30 PM	0.24	-0.13
2	10	2018	18	30	58	5:30 PM	0	-0.03
2	10	2018	18	31	8	5:31 PM	-0.02	-0.01
2	10	2018	18	31	18	5:31 PM	-0.03	0
2	10	2018	18	31	28	5:31 PM	0.02	-0.05
2	10	2018	18	31	38	5:31 PM	0	-0.06
2	10	2018	18	31	48	5:31 PM	0	-0.04
2	10	2018	18	31	58	5:31 PM	0.01	-0.05
2	10	2018	18	32	8	5:32 PM	0.01	-0.07
2	10	2018	18	32	18	5:32 PM	0	-0.02
2	10	2018	18	32	28	5:32 PM	-0.1	0.08
2	10	2018	18	32	38	5:32 PM	-0.03	0.01
2	10	2018	18	32	48	5:32 PM	-0.04	0.03
2	10	2018	18	32	58	5:32 PM	-0.04	0.03
2	10	2018	18	33	8	5:33 PM	-0.06	0.06
2	10	2018	18	33	18	5:33 PM	-0.04	0.01
2	10	2018	18	33	28	5:33 PM	0.01	0.02
2	10	2018	18	33	38	5:33 PM	0	0.03
2	10	2018	18	33	48	5:33 PM	0.06	-0.04
2	10	2018	18	33	58	5:33 PM	0.05	-0.04
2	10	2018	18	34	8	5:34 PM	0.07	-0.04

month	day	year	hour	minute	sec	Time	SS vs IA	IA vs OA
2	10	2018	18	34	18	5:34 PM	0.07	-0.06
2	10	2018	18	34	28	5:34 PM	-0.02	-0.02
2	10	2018	18	34	38	5:34 PM	-0.02	-0.02
2	10	2018	18	34	48	5:34 PM	-0.01	-0.02
2	10	2018	18	34	58	5:34 PM	0	-0.05
2	10	2018	18	35	8	5:35 PM	0	-0.05
2	10	2018	18	35	18	5:35 PM	0.01	-0.07
2	10	2018	18	35	28	5:35 PM	-0.02	-0.03
2	10	2018	18	35	38	5:35 PM	-0.02	-0.03
2	10	2018	18	35	48	5:35 PM	0	-0.05
2	10	2018	18	35	58	5:35 PM	0	-0.06
2	10	2018	18	36	8	5:36 PM	0.01	-0.06
2	10	2018	18	36	18	5:36 PM	0.01	-0.08
2	10	2018	18	36	28	5:36 PM	-0.02	-0.03
2	10	2018	18	36	38	5:36 PM	-0.02	-0.05
2	10	2018	18	36	48	5:36 PM	0	-0.07
2	10	2018	18	36	58	5:36 PM	0.01	-0.07
2	10	2018	18	37	8	5:37 PM	0.01	-0.08
2	10	2018	18	37	18	5:37 PM	0.02	-0.1
2	10	2018	18	37	28	5:37 PM	-0.01	0
2	10	2018	18	37	38	5:37 PM	-0.01	-0.02
2	10	2018	18	37	48	5:37 PM	0	-0.03
2	10	2018	18	37	58	5:37 PM	0.01	-0.04
2	10	2018	18	38	8	5:38 PM	0.01	-0.06
2	10	2018	18	38	18	5:38 PM	0.1	-0.12
2	10	2018	18	38	28	5:38 PM	0.41	-0.21
2	10	2018	18	38	38	5:38 PM	-0.01	-0.05
2	10	2018	18	38	48	5:38 PM	0.01	-0.06
2	10	2018	18	38	58	5:38 PM	0	-0.07
2	10	2018	18	39	8	5:39 PM	0.03	-0.08
2	10	2018	18	39	18	5:39 PM	0.04	-0.09
2	10	2018	18	39	28	5:39 PM	0.01	-0.01
2	10	2018	18	39	38	5:39 PM	0.01	-0.01
2	10	2018	18	39	48	5:39 PM	0.02	-0.04
2	10	2018	18	39	58	5:39 PM	0.05	-0.05
2	10	2018	18	40	8	5:40 PM	0.06	-0.07
2	10	2018	18	40	18	5:40 PM	0.07	-0.08
2	10	2018	18	40	28	5:40 PM	-0.01	-0.03
2	10	2018	18	40	38	5:40 PM	-0.01	-0.05
2	10	2018	18	40	48	5:40 PM	0.01	-0.07
2	10	2018	18	40	58	5:40 PM	0.01	-0.08
2	10	2018	18	41	8	5:41 PM	0.03	-0.09
2	10	2018	18	41	18	5:41 PM	0.05	-0.1
2	10	2018	18	41	28	5:41 PM	0.01	-0.02
2	10	2018	18	41	38	5:41 PM	0.02	-0.02
2	10	2018	18	41	48	5:41 PM	0.04	-0.04

month	day	year	hour	minute	sec	Time	SS vs IA	IA vs OA
2	10	2018	18	41	58	5:41 PM	0.04	-0.06
2	10	2018	18	42	8	5:42 PM	0.05	-0.07
2	10	2018	18	42	18	5:42 PM	0.07	-0.08
2	10	2018	18	42	28	5:42 PM	-0.01	-0.04
2	10	2018	18	42	38	5:42 PM	-0.01	-0.04
2	10	2018	18	42	48	5:42 PM	-0.01	-0.07
2	10	2018	18	42	58	5:42 PM	0.01	-0.08
2	10	2018	18	43	8	5:43 PM	0.02	-0.09
2	10	2018	18	43	18	5:43 PM	0.02	-0.1
2	10	2018	18	43	28	5:43 PM	-0.01	-0.02
2	10	2018	18	43	38	5:43 PM	0	-0.03
2	10	2018	18	43	48	5:43 PM	0	-0.04
2	10	2018	18	43	58	5:43 PM	0.01	-0.04
2	10	2018	18	44	8	5:44 PM	0.05	0.31
2	10	2018	18	44	18	5:44 PM	-0.08	0.1
2	10	2018	18	44	28	5:44 PM	-0.02	-0.01
2	10	2018	18	44	38	5:44 PM	-0.01	-0.03
2	10	2018	18	44	48	5:44 PM	0	-0.04
2	10	2018	18	44	58	5:44 PM	0	-0.05
2	10	2018	18	45	8	5:45 PM	0.01	-0.06
2	10	2018	18	45	18	5:45 PM	0.02	-0.08
2	10	2018	18	45	28	5:45 PM	0	-0.03
2	10	2018	18	45	38	5:45 PM	0	-0.05
2	10	2018	18	45	48	5:45 PM	0.01	-0.06
2	10	2018	18	45	58	5:45 PM	0.02	-0.07
2	10	2018	18	46	8	5:46 PM	0.03	-0.07
2	10	2018	18	46	18	5:46 PM	0.02	-0.08
2	10	2018	18	46	28	5:46 PM	-0.07	0
2	10	2018	18	46	38	5:46 PM	-0.06	0
2	10	2018	18	46	48	5:46 PM	-0.04	0.01
2	10	2018	18	46	58	5:46 PM	-0.03	0
2	10	2018	18	47	8	5:47 PM	-0.02	-0.02
2	10	2018	18	47	18	5:47 PM	-0.03	-0.03
2	10	2018	18	47	28	5:47 PM	-0.01	0.02
2	10	2018	18	47	38	5:47 PM	0	0.01
2	10	2018	18	47	48	5:47 PM	0.01	0
2	10	2018	18	47	58	5:47 PM	0.01	-0.01
2	10	2018	18	48	8	5:48 PM	0.01	-0.01
2	10	2018	18	48	18	5:48 PM	0.03	-0.02
2	10	2018	18	48	28	5:48 PM	-0.01	-0.03
2	10	2018	18	48	38	5:48 PM	-0.01	-0.03
2	10	2018	18	48	48	5:48 PM	0	-0.04
2	10	2018	18	48	58	5:48 PM	0	-0.06
2	10	2018	18	49	8	5:49 PM	0	-0.07
2	10	2018	18	49	18	5:49 PM	0.01	-0.07
2	10	2018	18	49	28	5:49 PM	-0.03	-0.02

month	day	year	hour	minute	sec	Time	SS vs IA	IA vs OA
2	10	2018	18	49	38	5:49 PM	-0.02	-0.02
2	10	2018	18	49	48	5:49 PM	-0.01	-0.03
2	10	2018	18	49	58	5:49 PM	-0.01	-0.04
2	10	2018	18	50	8	5:50 PM	0	-0.03
2	10	2018	18	50	18	5:50 PM	0	-0.06
2	10	2018	18	50	28	5:50 PM	-0.04	-0.01
2	10	2018	18	50	38	5:50 PM	-0.04	-0.01
2	10	2018	18	50	48	5:50 PM	-0.02	-0.03
2	10	2018	18	50	58	5:50 PM	-0.22	-0.07
2	10	2018	18	51	8	5:51 PM	-1.7	2.85
2	10	2018	18	51	18	5:51 PM	-13.43	35.43
2	10	2018	18	51	28	5:51 PM	-5.07	6.15
2	10	2018	18	51	38	5:51 PM	0.71	-0.44
2	10	2018	18	51	48	5:51 PM	-0.66	0.23
2	10	2018	18	51	58	5:51 PM	-0.96	0.04
2	10	2018	18	52	8	5:52 PM	0.43	0.01
2	10	2018	18	52	18	5:52 PM	0.06	0.03
2	10	2018	18	52	28	5:52 PM	0.05	0.01
2	10	2018	18	52	38	5:52 PM	0.01	-0.05
2	10	2018	18	52	48	5:52 PM	0.03	0.03
2	10	2018	18	52	58	5:52 PM	0.13	0.05
2	10	2018	18	53	8	5:53 PM	0.03	0
2	10	2018	18	53	18	5:53 PM	0	0
2	10	2018	18	53	28	5:53 PM	-0.01	-0.03
2	10	2018	18	53	38	5:53 PM	-0.03	-0.02
2	10	2018	18	53	48	5:53 PM	-0.05	-0.08
2	10	2018	18	53	58	5:53 PM	-0.04	-0.02
2	10	2018	18	54	8	5:54 PM	-0.06	-0.01
2	10	2018	18	54	18	5:54 PM	-0.06	0
2	10	2018	18	54	28	5:54 PM	-0.01	-0.03
2	10	2018	18	54	38	5:54 PM	-0.02	-0.02
2	10	2018	18	54	48	5:54 PM	-0.01	-0.01
2	10	2018	18	54	58	5:54 PM	-0.03	-0.01
2	10	2018	18	55	8	5:55 PM	-0.04	0
2	10	2018	18	55	18	5:55 PM	-0.05	0.01
2	10	2018	18	55	28	5:55 PM	0.04	-0.02
2	10	2018	18	55	38	5:55 PM	0.03	-0.02
2	10	2018	18	55	48	5:55 PM	0.03	-0.02
2	10	2018	18	55	58	5:55 PM	0.03	-0.01
2	10	2018	18	56	8	5:56 PM	0	0
2	10	2018	18	56	18	5:56 PM	0.12	0.08
2	10	2018	18	56	28	5:56 PM	-0.03	-0.04
2	10	2018	18	56	38	5:56 PM	-0.03	-0.04
2	10	2018	18	56	48	5:56 PM	-0.03	-0.02
2	10	2018	18	56	58	5:56 PM	-0.04	-0.02
2	10	2018	18	57	8	5:57 PM	-0.05	-0.02

month	day	year	hour	minute	sec	Time	SS vs IA	IA vs OA
2	10	2018	18	57	18	5:57 PM	-0.06	-0.02
2	10	2018	18	57	28	5:57 PM	0	-0.05
2	10	2018	18	57	38	5:57 PM	-0.01	-0.05
2	10	2018	18	57	48	5:57 PM	-0.02	-0.03
2	10	2018	18	57	58	5:57 PM	-0.03	-0.03
2	10	2018	18	58	8	5:58 PM	-0.03	-0.03
2	10	2018	18	58	18	5:58 PM	-0.03	-0.01
2	10	2018	18	58	28	5:58 PM	0.01	-0.01
2	10	2018	18	58	38	5:58 PM	0	0
2	10	2018	18	58	48	5:58 PM	0	0
2	10	2018	18	58	58	5:58 PM	0	0.01
2	10	2018	18	59	8	5:59 PM	-0.01	0.01
2	10	2018	18	59	18	5:59 PM	-0.01	0.02
2	10	2018	18	59	28	5:59 PM	-0.08	-0.01
2	10	2018	18	59	38	5:59 PM	-0.08	0
2	10	2018	18	59	48	5:59 PM	-0.08	-0.01
2	10	2018	18	59	58	5:59 PM	-0.09	0
2	10	2018	19	0	8	6:00 PM	-0.08	-0.01
2	10	2018	19	0	18	6:00 PM	-0.09	0.01
2	10	2018	19	0	28	6:00 PM	-0.05	-0.02
2	10	2018	19	0	38	6:00 PM	-0.05	-0.03
2	10	2018	19	0	48	6:00 PM	-0.06	-0.02
2	10	2018	19	0	58	6:00 PM	-0.05	-0.02
2	10	2018	19	1	8	6:01 PM	-0.07	-0.01
2	10	2018	19	1	18	6:01 PM	-0.08	-0.01
2	10	2018	19	1	28	6:01 PM	-0.03	-0.01
2	10	2018	19	1	38	6:01 PM	-0.04	0
2	10	2018	19	1	48	6:01 PM	-0.04	-0.01
2	10	2018	19	1	58	6:01 PM	-0.04	0.02
2	10	2018	19	2	8	6:02 PM	-0.04	0.01
2	10	2018	19	2	18	6:02 PM	-0.05	0.01
2	10	2018	19	2	28	6:02 PM	-0.02	-0.03
2	10	2018	19	2	38	6:02 PM	0	-0.02
2	10	2018	19	2	48	6:02 PM	-0.01	0.01
2	10	2018	19	2	58	6:02 PM	0.01	-0.02
2	10	2018	19	3	8	6:03 PM	-0.02	-0.01
2	10	2018	19	3	18	6:03 PM	-0.02	-0.01
2	10	2018	19	3	28	6:03 PM	-0.02	0
2	10	2018	19	3	38	6:03 PM	-0.03	0.02
2	10	2018	19	3	48	6:03 PM	-0.04	-0.01
2	10	2018	19	3	58	6:03 PM	-0.04	0.01
2	10	2018	19	4	8	6:04 PM	-0.13	0.26
2	10	2018	19	4	18	6:04 PM	0.04	0.06
2	10	2018	19	4	28	6:04 PM	0	-0.03
2	10	2018	19	4	38	6:04 PM	0.11	0.1
2	10	2018	19	4	48	6:04 PM	0	-0.01

month	day	year	hour	minute	sec	Time	SS vs IA	IA vs OA
2	10	2018	19	4	58	6:04 PM	-0.01	-0.02
2	10	2018	19	5	8	6:05 PM	-0.01	0
2	10	2018	19	5	18	6:05 PM	-0.03	0
2	10	2018	19	5	28	6:05 PM	0.02	-0.04
2	10	2018	19	5	38	6:05 PM	-0.02	0
2	10	2018	19	5	48	6:05 PM	-0.05	0.01
2	10	2018	19	5	58	6:05 PM	-0.02	0.07
2	10	2018	19	6	8	6:06 PM	0.02	-0.02
2	10	2018	19	6	18	6:06 PM	-0.21	-0.1
2	10	2018	19	6	28	6:06 PM	0.01	-0.01
2	10	2018	19	6	38	6:06 PM	-0.02	0
2	10	2018	19	6	48	6:06 PM	-0.02	-0.01
2	10	2018	19	6	58	6:06 PM	-0.02	-0.01
2	10	2018	19	7	8	6:07 PM	-0.03	0
2	10	2018	19	7	18	6:07 PM	-0.04	0
2	10	2018	19	7	28	6:07 PM	-0.05	-0.04
2	10	2018	19	7	38	6:07 PM	-0.06	-0.04
2	10	2018	19	7	48	6:07 PM	-0.06	-0.02
2	10	2018	19	7	58	6:07 PM	-0.06	-0.03
2	10	2018	19	8	8	6:08 PM	-0.07	-0.02
2	10	2018	19	8	18	6:08 PM	-0.08	-0.02
2	10	2018	19	8	28	6:08 PM	-0.02	-0.02
2	10	2018	19	8	38	6:08 PM	-0.02	-0.02
2	10	2018	19	8	48	6:08 PM	-0.02	-0.01
2	10	2018	19	8	58	6:08 PM	-0.03	-0.01
2	10	2018	19	9	8	6:09 PM	-0.03	-0.01
2	10	2018	19	9	18	6:09 PM	-0.04	0
2	10	2018	19	9	28	6:09 PM	0.01	0.01
2	10	2018	19	9	38	6:09 PM	0.01	0.01
2	10	2018	19	9	48	6:09 PM	0	0.01
2	10	2018	19	9	58	6:09 PM	0.01	0.01
2	10	2018	19	10	8	6:10 PM	0	0.02
2	10	2018	19	10	18	6:10 PM	0	0.01
2	10	2018	19	10	28	6:10 PM	0	0.03
2	10	2018	19	10	38	6:10 PM	-0.01	0.01
2	10	2018	19	10	48	6:10 PM	0	0.02
2	10	2018	19	10	58	6:10 PM	-0.01	0.03
2	10	2018	19	11	8	6:11 PM	-0.01	0.03
2	10	2018	19	11	18	6:11 PM	-0.01	0.03
2	10	2018	19	11	28	6:11 PM	-0.01	0
2	10	2018	19	11	38	6:11 PM	-0.02	0
2	10	2018	19	11	48	6:11 PM	-0.02	0
2	10	2018	19	11	58	6:11 PM	-0.02	0
2	10	2018	19	12	8	6:12 PM	-0.02	0.01
2	10	2018	19	12	18	6:12 PM	-0.03	0.01
2	10	2018	19	12	28	6:12 PM	-0.03	0.01

month	day	year	hour	minute	sec	Time	SS vs IA	IA vs OA
2	10	2018	19	12	38	6:12 PM	-0.03	0.02
2	10	2018	19	12	48	6:12 PM	-0.04	0.02
2	10	2018	19	12	58	6:12 PM	-0.04	0.01
2	10	2018	19	13	8	6:13 PM	-0.04	0.02
2	10	2018	19	13	18	6:13 PM	-0.05	0.02
2	10	2018	19	13	28	6:13 PM	-0.05	-0.02
2	10	2018	19	13	38	6:13 PM	-0.06	-0.02
2	10	2018	19	13	48	6:13 PM	-0.05	-0.01
2	10	2018	19	13	58	6:13 PM	-0.07	-0.01
2	10	2018	19	14	8	6:14 PM	-0.07	-0.01
2	10	2018	19	14	18	6:14 PM	-0.07	-0.01
2	10	2018	19	14	28	6:14 PM	-0.01	0
2	10	2018	19	14	38	6:14 PM	-0.01	-0.01
2	10	2018	19	14	48	6:14 PM	-0.01	-0.01
2	10	2018	19	14	58	6:14 PM	-0.02	0
2	10	2018	19	15	8	6:15 PM	-0.02	0
2	10	2018	19	15	18	6:15 PM	-0.02	0
2	10	2018	19	15	28	6:15 PM	-0.02	0
2	10	2018	19	15	38	6:15 PM	-0.02	-0.02
2	10	2018	19	15	48	6:15 PM	0.15	-0.02
2	10	2018	19	15	58	6:15 PM	-0.02	0
2	10	2018	19	16	8	6:16 PM	-0.02	0
2	10	2018	19	16	18	6:16 PM	-0.03	-0.01
2	10	2018	19	16	28	6:16 PM	-0.01	0.02
2	10	2018	19	16	38	6:16 PM	-0.05	0.01
2	10	2018	19	16	48	6:16 PM	-0.03	0.01
2	10	2018	19	16	58	6:16 PM	-0.02	0.01
2	10	2018	19	17	8	6:17 PM	0.01	0.01
2	10	2018	19	17	18	6:17 PM	-0.1	0.04
2	10	2018	19	17	28	6:17 PM	-0.05	-0.03
2	10	2018	19	17	38	6:17 PM	-0.03	-0.03
2	10	2018	19	17	48	6:17 PM	-0.07	-0.02
2	10	2018	19	17	58	6:17 PM	-0.06	-0.01
2	10	2018	19	18	8	6:18 PM	-0.05	-0.01
2	10	2018	19	18	18	6:18 PM	-0.04	-0.02
2	10	2018	19	18	28	6:18 PM	-0.01	-0.01
2	10	2018	19	18	38	6:18 PM	-0.01	-0.01
2	10	2018	19	18	48	6:18 PM	-0.02	-0.01
2	10	2018	19	18	58	6:18 PM	-0.02	0
2	10	2018	19	19	8	6:19 PM	-0.01	0
2	10	2018	19	19	18	6:19 PM	-0.01	0.01
2	10	2018	19	19	28	6:19 PM	-0.06	0
2	10	2018	19	19	38	6:19 PM	-0.08	0.01
2	10	2018	19	19	48	6:19 PM	-0.07	0.01
2	10	2018	19	19	58	6:19 PM	-0.08	0.01
2	10	2018	19	20	8	6:20 PM	-0.08	0.01

month	day	year	hour	minute	sec	Time	SS vs IA	IA vs OA
2	10	2018	19	20	18	6:20 PM	-0.05	0.02
2	10	2018	19	20	28	6:20 PM	-0.03	0.04
2	10	2018	19	20	38	6:20 PM	-0.04	0.01
2	10	2018	19	20	48	6:20 PM	-0.06	0.02
2	10	2018	19	20	58	6:20 PM	-0.03	0.02
2	10	2018	19	21	8	6:21 PM	-0.04	0.01
2	10	2018	19	21	18	6:21 PM	-0.09	0.03
2	10	2018	19	21	28	6:21 PM	-0.05	0.02
2	10	2018	19	21	38	6:21 PM	-0.05	0.01
2	10	2018	19	21	48	6:21 PM	-0.2	0.04
2	10	2018	19	21	58	6:21 PM	-0.03	0.02
2	10	2018	19	22	8	6:22 PM	-0.02	0.06
2	10	2018	19	22	18	6:22 PM	-0.11	0.01
2	10	2018	19	22	28	6:22 PM	-0.2	0.06
2	10	2018	19	22	38	6:22 PM	-0.05	0.03
2	10	2018	19	22	48	6:22 PM	-0.17	0.04
2	10	2018	19	22	58	6:22 PM	-0.1	0.04
2	10	2018	19	23	8	6:23 PM	0.01	0.03
2	10	2018	19	23	18	6:23 PM	-0.03	0.06
2	10	2018	19	23	28	6:23 PM	-0.01	0.09
2	10	2018	19	23	38	6:23 PM	-0.01	0.03
2	10	2018	19	23	48	6:23 PM	-0.03	0.01
2	10	2018	19	23	58	6:23 PM	0.02	0.02
2	10	2018	19	24	8	6:24 PM	-0.02	0.01
2	10	2018	19	24	18	6:24 PM	-0.02	0.05
2	10	2018	19	24	28	6:24 PM	0	-0.03
2	10	2018	19	24	38	6:24 PM	-0.04	0.09

SerialNumber: DG700-44286
ActiveChannels: 2
SessionTitle:
SampleInterval: 10
AutozeroInterval: 60
ChannelAActive: 1
ChannelALabel:
ChannelBActive: 1
ChannelBLabel:
TimeStamp: 2018-02-12 05:29:19
Observations: 4965

start time	7:03 AM
end time	5:21 PM
	0.75
-0.922	-0.373
1.48	7.37
-4.23	-4.56

month	day	year	hour	minute	sec	time	subslab/ambient (Pa)	ambient/outdoor (Pa)
2	12	2018	5	29	29	4:29:29	-0.02	-0.02
2	12	2018	5	29	39	4:29:39	-0.01	-0.01
2	12	2018	5	29	49	4:29:49	-0.03	-0.01
2	12	2018	5	29	59	4:29:59	0.08	-0.03
2	12	2018	5	30	9	4:30:09	-0.02	0.04
2	12	2018	5	30	19	4:30:19	0.01	0
2	12	2018	5	30	29	4:30:29	0	0.03
2	12	2018	5	30	39	4:30:39	0.01	0.04
2	12	2018	5	30	49	4:30:49	0.01	0.03
2	12	2018	5	30	59	4:30:59	0.01	0.03
2	12	2018	5	31	9	4:31:09	0.01	0.02
2	12	2018	5	31	19	4:31:19	0.01	0.02
2	12	2018	5	31	29	4:31:29	-0.03	-0.04
2	12	2018	5	31	39	4:31:39	-0.02	0.02
2	12	2018	5	31	49	4:31:49	-0.01	0.02
2	12	2018	5	31	59	4:31:59	-0.02	0.01
2	12	2018	5	32	9	4:32:09	-0.01	0.01
2	12	2018	5	32	19	4:32:19	-0.01	0
2	12	2018	5	32	29	4:32:29	-0.01	-0.01
2	12	2018	5	32	39	4:32:39	-0.01	-0.01
2	12	2018	5	32	49	4:32:49	-0.01	-0.02
2	12	2018	5	32	59	4:32:59	0	-0.02
2	12	2018	5	33	9	4:33:09	0	-0.02
2	12	2018	5	33	19	4:33:19	0	-0.02
2	12	2018	5	33	29	4:33:29	0	-0.02
2	12	2018	5	33	39	4:33:39	0	-0.01
2	12	2018	5	33	49	4:33:49	0	-0.02
2	12	2018	5	33	59	4:33:59	0	-0.03
2	12	2018	5	34	9	4:34:09	0.01	-0.03
2	12	2018	5	34	19	4:34:19	0.01	-0.02
2	12	2018	5	34	29	4:34:29	-0.04	-0.03
2	12	2018	5	34	39	4:34:39	-0.04	-0.03
2	12	2018	5	34	49	4:34:49	-0.04	-0.02
2	12	2018	5	34	59	4:34:59	-0.03	-0.03
2	12	2018	5	35	9	4:35:09	-0.03	-0.02
2	12	2018	5	35	19	4:35:19	-0.03	-0.03
2	12	2018	5	35	29	4:35:29	-0.04	0.01
2	12	2018	5	35	39	4:35:39	-0.03	0
2	12	2018	5	35	49	4:35:49	-0.03	0
2	12	2018	5	35	59	4:35:59	-0.02	0
2	12	2018	5	36	9	4:36:09	-0.02	0.01
2	12	2018	5	36	19	4:36:19	-0.01	0.01
2	12	2018	5	36	29	4:36:29	-0.01	0

month	day	year	hour	minute	sec	time	subslab/ambient (Pa)	ambient/outdoor (Pa)
2	12	2018	5	36	39	4:36:39	-0.01	0
2	12	2018	5	36	49	4:36:49	-0.01	0
2	12	2018	5	36	59	4:36:59	-0.01	0
2	12	2018	5	37	9	4:37:09	-0.01	0
2	12	2018	5	37	19	4:37:19	-0.01	0
2	12	2018	5	37	29	4:37:29	-0.01	-0.06
2	12	2018	5	37	39	4:37:39	-0.01	-0.06
2	12	2018	5	37	49	4:37:49	-0.01	-0.05
2	12	2018	5	37	59	4:37:59	-0.01	-0.05
2	12	2018	5	38	9	4:38:09	-0.01	-0.06
2	12	2018	5	38	19	4:38:19	-0.01	-0.06
2	12	2018	5	38	29	4:38:29	-0.01	-0.05
2	12	2018	5	38	39	4:38:39	-0.01	-0.06
2	12	2018	5	38	49	4:38:49	-0.01	-0.07
2	12	2018	5	38	59	4:38:59	-0.01	-0.07
2	12	2018	5	39	9	4:39:09	-0.01	-0.06
2	12	2018	5	39	19	4:39:19	-0.01	-0.07
2	12	2018	5	39	29	4:39:29	-0.01	-0.01
2	12	2018	5	39	39	4:39:39	-0.01	0
2	12	2018	5	39	49	4:39:49	0	-0.01
2	12	2018	5	39	59	4:39:59	0	-0.01
2	12	2018	5	40	9	4:40:09	0	-0.01
2	12	2018	5	40	19	4:40:19	-0.01	-0.01
2	12	2018	5	40	29	4:40:29	0	-0.01
2	12	2018	5	40	39	4:40:39	0	-0.01
2	12	2018	5	40	49	4:40:49	0.01	-0.02
2	12	2018	5	40	59	4:40:59	0	-0.03
2	12	2018	5	41	9	4:41:09	0	-0.03
2	12	2018	5	41	19	4:41:19	0	-0.02
2	12	2018	5	41	29	4:41:29	-0.04	-0.02
2	12	2018	5	41	39	4:41:39	-0.05	-0.02
2	12	2018	5	41	49	4:41:49	-0.03	-0.02
2	12	2018	5	41	59	4:41:59	-0.05	-0.02
2	12	2018	5	42	9	4:42:09	-0.04	-0.02
2	12	2018	5	42	19	4:42:19	-0.03	-0.02
2	12	2018	5	42	29	4:42:29	0.01	-0.02
2	12	2018	5	42	39	4:42:39	0.02	-0.03
2	12	2018	5	42	49	4:42:49	0.02	-0.03
2	12	2018	5	42	59	4:42:59	0.01	-0.03
2	12	2018	5	43	9	4:43:09	0.01	-0.03
2	12	2018	5	43	19	4:43:19	0.02	-0.02
2	12	2018	5	43	29	4:43:29	-0.02	-0.03
2	12	2018	5	43	39	4:43:39	-0.03	-0.03
2	12	2018	5	43	49	4:43:49	-0.03	-0.03
2	12	2018	5	43	59	4:43:59	-0.04	-0.03
2	12	2018	5	44	9	4:44:09	-0.03	-0.02
2	12	2018	5	44	19	4:44:19	-0.02	-0.03
2	12	2018	5	44	29	4:44:29	-0.03	-0.03
2	12	2018	5	44	39	4:44:39	-0.02	-0.03
2	12	2018	5	44	49	4:44:49	-0.03	-0.03
2	12	2018	5	44	59	4:44:59	-0.03	-0.03
2	12	2018	5	45	9	4:45:09	-0.04	-0.03
2	12	2018	5	45	19	4:45:19	-0.03	-0.04
2	12	2018	5	45	29	4:45:29	-0.02	-0.03

month	day	year	hour	minute	sec	time	subslab/ambient (Pa)	ambient/outdoor (Pa)
2	12	2018	5	45	39	4:45:39	-0.03	-0.04
2	12	2018	5	45	49	4:45:49	-0.03	-0.05
2	12	2018	5	45	59	4:45:59	-0.02	-0.04
2	12	2018	5	46	9	4:46:09	-0.03	-0.05
2	12	2018	5	46	19	4:46:19	-0.02	-0.05
2	12	2018	5	46	29	4:46:29	-0.02	-0.05
2	12	2018	5	46	39	4:46:39	-0.02	-0.05
2	12	2018	5	46	49	4:46:49	-0.02	-0.04
2	12	2018	5	46	59	4:46:59	-0.02	-0.04
2	12	2018	5	47	9	4:47:09	-0.02	-0.04
2	12	2018	5	47	19	4:47:19	-0.02	-0.04
2	12	2018	5	47	29	4:47:29	-0.02	-0.03
2	12	2018	5	47	39	4:47:39	-0.01	-0.03
2	12	2018	5	47	49	4:47:49	-0.01	-0.04
2	12	2018	5	47	59	4:47:59	-0.01	-0.03
2	12	2018	5	48	9	4:48:09	-0.01	-0.05
2	12	2018	5	48	19	4:48:19	-0.01	-0.04
2	12	2018	5	48	29	4:48:29	-0.02	-0.04
2	12	2018	5	48	39	4:48:39	-0.01	-0.04
2	12	2018	5	48	49	4:48:49	-0.01	-0.04
2	12	2018	5	48	59	4:48:59	-0.01	-0.04
2	12	2018	5	49	9	4:49:09	-0.01	-0.05
2	12	2018	5	49	19	4:49:19	-0.01	-0.05
2	12	2018	5	49	29	4:49:29	-0.01	-0.05
2	12	2018	5	49	39	4:49:39	-0.02	-0.05
2	12	2018	5	49	49	4:49:49	-0.02	-0.06
2	12	2018	5	49	59	4:49:59	-0.01	-0.05
2	12	2018	5	50	9	4:50:09	-0.01	-0.04
2	12	2018	5	50	19	4:50:19	-0.01	-0.05
2	12	2018	5	50	29	4:50:29	-0.01	-0.01
2	12	2018	5	50	39	4:50:39	0	0
2	12	2018	5	50	49	4:50:49	0	0
2	12	2018	5	50	59	4:50:59	0	0
2	12	2018	5	51	9	4:51:09	0	0
2	12	2018	5	51	19	4:51:19	0	0
2	12	2018	5	51	29	4:51:29	-0.01	-0.01
2	12	2018	5	51	39	4:51:39	0	0
2	12	2018	5	51	49	4:51:49	0	0
2	12	2018	5	51	59	4:51:59	-0.01	-0.01
2	12	2018	5	52	9	4:52:09	0	-0.01
2	12	2018	5	52	19	4:52:19	0	0
2	12	2018	5	52	29	4:52:29	0	0
2	12	2018	5	52	39	4:52:39	-0.01	-0.01
2	12	2018	5	52	49	4:52:49	0	0
2	12	2018	5	52	59	4:52:59	0	-0.01
2	12	2018	5	53	9	4:53:09	0	-0.01
2	12	2018	5	53	19	4:53:19	0	-0.01
2	12	2018	5	53	29	4:53:29	0	-0.01
2	12	2018	5	53	39	4:53:39	0	-0.02
2	12	2018	5	53	49	4:53:49	0	-0.01
2	12	2018	5	53	59	4:53:59	0	-0.01
2	12	2018	5	54	9	4:54:09	0	-0.01
2	12	2018	5	54	19	4:54:19	0	-0.02
2	12	2018	5	54	29	4:54:29	-0.01	-0.01

month	day	year	hour	minute	sec	time	subslab/ambient (Pa)	ambient/outdoor (Pa)
2	12	2018	5	54	39	4:54:39	0	-0.01
2	12	2018	5	54	49	4:54:49	0.01	-0.01
2	12	2018	5	54	59	4:54:59	0	-0.01
2	12	2018	5	55	9	4:55:09	0	-0.01
2	12	2018	5	55	19	4:55:19	0	-0.01
2	12	2018	5	55	29	4:55:29	0	-0.01
2	12	2018	5	55	39	4:55:39	0	-0.01
2	12	2018	5	55	49	4:55:49	0	-0.01
2	12	2018	5	55	59	4:55:59	0	-0.01
2	12	2018	5	56	9	4:56:09	0	-0.01
2	12	2018	5	56	19	4:56:19	0.01	-0.01
2	12	2018	5	56	29	4:56:29	-0.04	-0.02
2	12	2018	5	56	39	4:56:39	-0.05	-0.02
2	12	2018	5	56	49	4:56:49	-0.04	-0.01
2	12	2018	5	56	59	4:56:59	-0.05	-0.02
2	12	2018	5	57	9	4:57:09	-0.04	-0.02
2	12	2018	5	57	19	4:57:19	-0.04	-0.02
2	12	2018	5	57	29	4:57:29	-0.03	-0.02
2	12	2018	5	57	39	4:57:39	-0.03	-0.02
2	12	2018	5	57	49	4:57:49	-0.03	-0.01
2	12	2018	5	57	59	4:57:59	-0.03	-0.01
2	12	2018	5	58	9	4:58:09	-0.02	-0.02
2	12	2018	5	58	19	4:58:19	-0.03	-0.03
2	12	2018	5	58	29	4:58:29	-0.03	-0.02
2	12	2018	5	58	39	4:58:39	-0.03	-0.02
2	12	2018	5	58	49	4:58:49	-0.03	-0.02
2	12	2018	5	58	59	4:58:59	-0.02	-0.02
2	12	2018	5	59	9	4:59:09	-0.03	-0.02
2	12	2018	5	59	19	4:59:19	-0.02	-0.02
2	12	2018	5	59	29	4:59:29	0.02	-0.03
2	12	2018	5	59	39	4:59:39	0.02	-0.02
2	12	2018	5	59	49	4:59:49	0.02	-0.03
2	12	2018	5	59	59	4:59:59	0.02	-0.03
2	12	2018	6	0	9	5:00:09	0.02	-0.03
2	12	2018	6	0	19	5:00:19	0.02	-0.03
2	12	2018	6	0	29	5:00:29	0.02	-0.02
2	12	2018	6	0	39	5:00:39	0.02	-0.03
2	12	2018	6	0	49	5:00:49	0.02	-0.03
2	12	2018	6	0	59	5:00:59	-0.09	-0.03
2	12	2018	6	1	9	5:01:09	0.02	-0.02
2	12	2018	6	1	19	5:01:19	0.02	-0.03
2	12	2018	6	1	29	5:01:29	-0.02	0.01
2	12	2018	6	1	39	5:01:39	-0.02	0
2	12	2018	6	1	49	5:01:49	-0.01	0
2	12	2018	6	1	59	5:01:59	-0.02	0.01
2	12	2018	6	2	9	5:02:09	-0.02	0.01
2	12	2018	6	2	19	5:02:19	-0.02	0.04
2	12	2018	6	2	29	5:02:29	-0.05	-0.02
2	12	2018	6	2	39	5:02:39	-0.03	-0.06
2	12	2018	6	2	49	5:02:49	-0.02	-0.14
2	12	2018	6	2	59	5:02:59	-0.02	-0.08
2	12	2018	6	3	9	5:03:09	-0.02	-0.05
2	12	2018	6	3	19	5:03:19	-0.02	-0.05
2	12	2018	6	3	29	5:03:29	-0.01	0.01

month	day	year	hour	minute	sec	time	subslab/ambient (Pa)	ambient/outdoor (Pa)
2	12	2018	6	3	39	5:03:39	-0.02	0.01
2	12	2018	6	3	49	5:03:49	-0.01	0.01
2	12	2018	6	3	59	5:03:59	-0.02	0.03
2	12	2018	6	4	9	5:04:09	-0.02	0.02
2	12	2018	6	4	19	5:04:19	-0.01	-0.01
2	12	2018	6	4	29	5:04:29	-0.01	0.03
2	12	2018	6	4	39	5:04:39	-0.01	0.01
2	12	2018	6	4	49	5:04:49	-0.01	0.01
2	12	2018	6	4	59	5:04:59	-0.01	0
2	12	2018	6	5	9	5:05:09	-0.01	0.19
2	12	2018	6	5	19	5:05:19	-0.01	0.14
2	12	2018	6	5	29	5:05:29	-0.01	-0.01
2	12	2018	6	5	39	5:05:39	0	0.01
2	12	2018	6	5	49	5:05:49	-0.01	0.12
2	12	2018	6	5	59	5:05:59	-0.01	-0.01
2	12	2018	6	6	9	5:06:09	-0.02	-0.01
2	12	2018	6	6	19	5:06:19	-0.01	0.01
2	12	2018	6	6	29	5:06:29	-0.02	-0.04
2	12	2018	6	6	39	5:06:39	-0.05	-0.49
2	12	2018	6	6	49	5:06:49	-0.01	-0.04
2	12	2018	6	6	59	5:06:59	-0.01	0.01
2	12	2018	6	7	9	5:07:09	-0.01	-0.05
2	12	2018	6	7	19	5:07:19	-0.01	-0.06
2	12	2018	6	7	29	5:07:29	-0.01	-0.02
2	12	2018	6	7	39	5:07:39	0	-0.01
2	12	2018	6	7	49	5:07:49	-0.01	0
2	12	2018	6	7	59	5:07:59	0	0
2	12	2018	6	8	9	5:08:09	0	0
2	12	2018	6	8	19	5:08:19	-0.01	-0.01
2	12	2018	6	8	29	5:08:29	0	-0.01
2	12	2018	6	8	39	5:08:39	0	-0.01
2	12	2018	6	8	49	5:08:49	0	0.1
2	12	2018	6	8	59	5:08:59	-0.01	-0.02
2	12	2018	6	9	9	5:09:09	0	0
2	12	2018	6	9	19	5:09:19	-0.01	0
2	12	2018	6	9	29	5:09:29	-0.01	-0.02
2	12	2018	6	9	39	5:09:39	-0.01	0
2	12	2018	6	9	49	5:09:49	-0.01	-0.01
2	12	2018	6	9	59	5:09:59	0	0
2	12	2018	6	10	9	5:10:09	-0.01	-0.02
2	12	2018	6	10	19	5:10:19	-0.01	0.02
2	12	2018	6	10	29	5:10:29	-0.01	-0.03
2	12	2018	6	10	39	5:10:39	-0.02	0.01
2	12	2018	6	10	49	5:10:49	-0.01	0
2	12	2018	6	10	59	5:10:59	-0.01	0
2	12	2018	6	11	9	5:11:09	0	-0.05
2	12	2018	6	11	19	5:11:19	-0.01	-0.08
2	12	2018	6	11	29	5:11:29	-0.01	-0.01
2	12	2018	6	11	39	5:11:39	0	-0.03
2	12	2018	6	11	49	5:11:49	0	-0.02
2	12	2018	6	11	59	5:11:59	0	0.01
2	12	2018	6	12	9	5:12:09	0	-0.01
2	12	2018	6	12	19	5:12:19	0	0
2	12	2018	6	12	29	5:12:29	-0.05	-0.01

month	day	year	hour	minute	sec	time	subslab/ambient (Pa)	ambient/outdoor (Pa)
2	12	2018	6	12	39	5:12:39	-0.06	0
2	12	2018	6	12	49	5:12:49	-0.05	-0.02
2	12	2018	6	12	59	5:12:59	-0.05	-0.01
2	12	2018	6	13	9	5:13:09	-0.06	-0.01
2	12	2018	6	13	19	5:13:19	-0.06	0.06
2	12	2018	6	13	29	5:13:29	-0.01	0.01
2	12	2018	6	13	39	5:13:39	-0.01	-0.04
2	12	2018	6	13	49	5:13:49	-0.01	-0.04
2	12	2018	6	13	59	5:13:59	0	0.01
2	12	2018	6	14	9	5:14:09	0	-0.01
2	12	2018	6	14	19	5:14:19	0	-0.03
2	12	2018	6	14	29	5:14:29	-0.05	-0.06
2	12	2018	6	14	39	5:14:39	-0.06	-0.04
2	12	2018	6	14	49	5:14:49	-0.05	-0.03
2	12	2018	6	14	59	5:14:59	-0.06	0
2	12	2018	6	15	9	5:15:09	-0.05	0.01
2	12	2018	6	15	19	5:15:19	-0.05	-0.1
2	12	2018	6	15	29	5:15:29	-0.05	0.01
2	12	2018	6	15	39	5:15:39	-0.05	-0.12
2	12	2018	6	15	49	5:15:49	-0.05	-0.16
2	12	2018	6	15	59	5:15:59	-0.04	0.1
2	12	2018	6	16	9	5:16:09	-0.06	0.03
2	12	2018	6	16	19	5:16:19	-0.06	0.06
2	12	2018	6	16	29	5:16:29	-0.01	-0.01
2	12	2018	6	16	39	5:16:39	-0.01	-0.03
2	12	2018	6	16	49	5:16:49	-0.02	-0.01
2	12	2018	6	16	59	5:16:59	-0.01	0
2	12	2018	6	17	9	5:17:09	-0.02	0.04
2	12	2018	6	17	19	5:17:19	-0.02	0.05
2	12	2018	6	17	29	5:17:29	-0.02	-0.02
2	12	2018	6	17	39	5:17:39	-0.02	0.03
2	12	2018	6	17	49	5:17:49	-0.02	-0.01
2	12	2018	6	17	59	5:17:59	-0.03	-0.04
2	12	2018	6	18	9	5:18:09	-0.03	-0.04
2	12	2018	6	18	19	5:18:19	-0.02	-0.05
2	12	2018	6	18	29	5:18:29	-0.03	-0.07
2	12	2018	6	18	39	5:18:39	-0.03	-0.07
2	12	2018	6	18	49	5:18:49	-0.03	-0.15
2	12	2018	6	18	59	5:18:59	-0.03	-0.12
2	12	2018	6	19	9	5:19:09	-0.04	-0.03
2	12	2018	6	19	19	5:19:19	-0.02	0.07
2	12	2018	6	19	29	5:19:29	-0.03	-0.02
2	12	2018	6	19	39	5:19:39	-0.03	-0.04
2	12	2018	6	19	49	5:19:49	-0.03	-0.03
2	12	2018	6	19	59	5:19:59	-0.05	-0.07
2	12	2018	6	20	9	5:20:09	-0.04	-0.06
2	12	2018	6	20	19	5:20:19	-0.03	-0.11
2	12	2018	6	20	29	5:20:29	-0.05	-0.07
2	12	2018	6	20	39	5:20:39	-0.05	-0.04
2	12	2018	6	20	49	5:20:49	-0.04	-0.01
2	12	2018	6	20	59	5:20:59	-0.04	-0.04
2	12	2018	6	21	9	5:21:09	-0.05	-0.02
2	12	2018	6	21	19	5:21:19	-0.05	-0.13
2	12	2018	6	21	29	5:21:29	0.01	-0.05

month	day	year	hour	minute	sec	time	subslab/ambient (Pa)	ambient/outdoor (Pa)
2	12	2018	6	21	39	5:21:39	-0.01	-0.08
2	12	2018	6	21	49	5:21:49	0	-0.06
2	12	2018	6	21	59	5:21:59	0	0
2	12	2018	6	22	9	5:22:09	0	-0.05
2	12	2018	6	22	19	5:22:19	0	-0.05
2	12	2018	6	22	29	5:22:29	0	-0.13
2	12	2018	6	22	39	5:22:39	0.01	-0.12
2	12	2018	6	22	49	5:22:49	-0.01	-0.08
2	12	2018	6	22	59	5:22:59	-0.01	-0.08
2	12	2018	6	23	9	5:23:09	-0.01	-0.09
2	12	2018	6	23	19	5:23:19	-0.01	-0.02
2	12	2018	6	23	29	5:23:29	-0.01	0.01
2	12	2018	6	23	39	5:23:39	-0.02	0.03
2	12	2018	6	23	49	5:23:49	-0.02	0.06
2	12	2018	6	23	59	5:23:59	-0.01	-0.02
2	12	2018	6	24	9	5:24:09	-0.02	-0.1
2	12	2018	6	24	19	5:24:19	-0.02	0.05
2	12	2018	6	24	29	5:24:29	-0.01	0.07
2	12	2018	6	24	39	5:24:39	-0.02	0.16
2	12	2018	6	24	49	5:24:49	-0.03	0.02
2	12	2018	6	24	59	5:24:59	-0.03	0.17
2	12	2018	6	25	9	5:25:09	-0.03	-0.02
2	12	2018	6	25	19	5:25:19	-0.03	0.23
2	12	2018	6	25	29	5:25:29	-0.03	0.03
2	12	2018	6	25	39	5:25:39	-0.02	-0.06
2	12	2018	6	25	49	5:25:49	-0.03	-0.06
2	12	2018	6	25	59	5:25:59	-0.04	0.12
2	12	2018	6	26	9	5:26:09	-0.04	-0.03
2	12	2018	6	26	19	5:26:19	-0.04	0.02
2	12	2018	6	26	29	5:26:29	-0.04	0.02
2	12	2018	6	26	39	5:26:39	-0.04	0
2	12	2018	6	26	49	5:26:49	-0.04	0.03
2	12	2018	6	26	59	5:26:59	-0.05	0
2	12	2018	6	27	9	5:27:09	-0.04	0
2	12	2018	6	27	19	5:27:19	-0.04	-0.02
2	12	2018	6	27	29	5:27:29	0.01	0.04
2	12	2018	6	27	39	5:27:39	0.01	0.01
2	12	2018	6	27	49	5:27:49	0	-0.01
2	12	2018	6	27	59	5:27:59	0.01	0.01
2	12	2018	6	28	9	5:28:09	0	-0.02
2	12	2018	6	28	19	5:28:19	0.01	0.03
2	12	2018	6	28	29	5:28:29	0	0.05
2	12	2018	6	28	39	5:28:39	0	-0.05
2	12	2018	6	28	49	5:28:49	0	-0.07
2	12	2018	6	28	59	5:28:59	0	0.01
2	12	2018	6	29	9	5:29:09	0	-0.01
2	12	2018	6	29	19	5:29:19	-0.01	-0.04
2	12	2018	6	29	29	5:29:29	-0.01	-0.02
2	12	2018	6	29	39	5:29:39	-0.01	-0.04
2	12	2018	6	29	49	5:29:49	-0.01	0.01
2	12	2018	6	29	59	5:29:59	0	-0.03
2	12	2018	6	30	9	5:30:09	-0.01	-0.01
2	12	2018	6	30	19	5:30:19	-0.01	-0.08
2	12	2018	6	30	29	5:30:29	-0.01	0.02

month	day	year	hour	minute	sec	time	subslab/ambient (Pa)	ambient/outdoor (Pa)
2	12	2018	6	30	39	5:30:39	-0.02	-0.14
2	12	2018	6	30	49	5:30:49	-0.01	-0.06
2	12	2018	6	30	59	5:30:59	-0.01	-0.02
2	12	2018	6	31	9	5:31:09	-0.01	-0.03
2	12	2018	6	31	19	5:31:19	-0.01	-0.04
2	12	2018	6	31	29	5:31:29	-0.01	-0.03
2	12	2018	6	31	39	5:31:39	-0.01	-0.02
2	12	2018	6	31	49	5:31:49	-0.01	-0.02
2	12	2018	6	31	59	5:31:59	-0.01	-0.03
2	12	2018	6	32	9	5:32:09	-0.01	0
2	12	2018	6	32	19	5:32:19	0	-0.02
2	12	2018	6	32	29	5:32:29	0	-0.02
2	12	2018	6	32	39	5:32:39	-0.01	-0.02
2	12	2018	6	32	49	5:32:49	-0.01	-0.02
2	12	2018	6	32	59	5:32:59	0	-0.01
2	12	2018	6	33	9	5:33:09	0	0
2	12	2018	6	33	19	5:33:19	0	-0.01
2	12	2018	6	33	29	5:33:29	-0.01	-0.07
2	12	2018	6	33	39	5:33:39	-0.01	-0.07
2	12	2018	6	33	49	5:33:49	-0.01	-0.06
2	12	2018	6	33	59	5:33:59	0	-0.08
2	12	2018	6	34	9	5:34:09	-0.01	-0.07
2	12	2018	6	34	19	5:34:19	-0.01	-0.07
2	12	2018	6	34	29	5:34:29	-0.01	-0.01
2	12	2018	6	34	39	5:34:39	-0.01	-0.01
2	12	2018	6	34	49	5:34:49	-0.02	-0.01
2	12	2018	6	34	59	5:34:59	-0.01	0
2	12	2018	6	35	9	5:35:09	-0.01	-0.01
2	12	2018	6	35	19	5:35:19	-0.01	-0.01
2	12	2018	6	35	29	5:35:29	-0.02	-0.01
2	12	2018	6	35	39	5:35:39	-0.02	-0.01
2	12	2018	6	35	49	5:35:49	-0.02	-0.01
2	12	2018	6	35	59	5:35:59	-0.02	-0.01
2	12	2018	6	36	9	5:36:09	-0.02	0
2	12	2018	6	36	19	5:36:19	-0.02	-0.01
2	12	2018	6	36	29	5:36:29	0.02	-0.01
2	12	2018	6	36	39	5:36:39	0.02	-0.01
2	12	2018	6	36	49	5:36:49	0.02	0
2	12	2018	6	36	59	5:36:59	0.02	0
2	12	2018	6	37	9	5:37:09	0.02	0
2	12	2018	6	37	19	5:37:19	0.01	0
2	12	2018	6	37	29	5:37:29	-0.02	-0.05
2	12	2018	6	37	39	5:37:39	-0.02	-0.05
2	12	2018	6	37	49	5:37:49	-0.02	-0.04
2	12	2018	6	37	59	5:37:59	-0.02	-0.04
2	12	2018	6	38	9	5:38:09	-0.02	-0.04
2	12	2018	6	38	19	5:38:19	-0.03	-0.05
2	12	2018	6	38	29	5:38:29	-0.03	0
2	12	2018	6	38	39	5:38:39	-0.02	0
2	12	2018	6	38	49	5:38:49	-0.02	0
2	12	2018	6	38	59	5:38:59	-0.04	0
2	12	2018	6	39	9	5:39:09	-0.04	0
2	12	2018	6	39	19	5:39:19	-0.04	0
2	12	2018	6	39	29	5:39:29	-0.04	0.01

month	day	year	hour	minute	sec	time	subslab/ambient (Pa)	ambient/outdoor (Pa)
2	12	2018	6	39	39	5:39:39	-0.05	0
2	12	2018	6	39	49	5:39:49	-0.06	0
2	12	2018	6	39	59	5:39:59	-0.06	0.03
2	12	2018	6	40	9	5:40:09	-0.03	0.02
2	12	2018	6	40	19	5:40:19	-0.05	0.01
2	12	2018	6	40	29	5:40:29	-0.04	-0.04
2	12	2018	6	40	39	5:40:39	-0.04	-0.03
2	12	2018	6	40	49	5:40:49	-0.04	-0.04
2	12	2018	6	40	59	5:40:59	-0.04	-0.04
2	12	2018	6	41	9	5:41:09	-0.04	-0.04
2	12	2018	6	41	19	5:41:19	-0.06	-0.04
2	12	2018	6	41	29	5:41:29	0	0.01
2	12	2018	6	41	39	5:41:39	0	0.01
2	12	2018	6	41	49	5:41:49	0	0.01
2	12	2018	6	41	59	5:41:59	0	0.02
2	12	2018	6	42	9	5:42:09	0	0.01
2	12	2018	6	42	19	5:42:19	0	0.02
2	12	2018	6	42	29	5:42:29	-0.05	-0.03
2	12	2018	6	42	39	5:42:39	-0.05	-0.03
2	12	2018	6	42	49	5:42:49	-0.06	-0.03
2	12	2018	6	42	59	5:42:59	-0.05	-0.03
2	12	2018	6	43	9	5:43:09	-0.05	-0.03
2	12	2018	6	43	19	5:43:19	-0.04	-0.02
2	12	2018	6	43	29	5:43:29	0	-0.02
2	12	2018	6	43	39	5:43:39	0	-0.03
2	12	2018	6	43	49	5:43:49	0.01	-0.03
2	12	2018	6	43	59	5:43:59	0	-0.02
2	12	2018	6	44	9	5:44:09	0	-0.02
2	12	2018	6	44	19	5:44:19	-0.01	-0.03
2	12	2018	6	44	29	5:44:29	0	-0.03
2	12	2018	6	44	39	5:44:39	-0.01	-0.02
2	12	2018	6	44	49	5:44:49	-0.02	-0.1
2	12	2018	6	44	59	5:44:59	-0.02	-0.02
2	12	2018	6	45	9	5:45:09	-0.04	0.03
2	12	2018	6	45	19	5:45:19	0	-0.01
2	12	2018	6	45	29	5:45:29	-0.01	-0.02
2	12	2018	6	45	39	5:45:39	0	-0.01
2	12	2018	6	45	49	5:45:49	-0.01	-0.01
2	12	2018	6	45	59	5:45:59	0	-0.01
2	12	2018	6	46	9	5:46:09	0	-0.02
2	12	2018	6	46	19	5:46:19	0	-0.01
2	12	2018	6	46	29	5:46:29	-0.01	-0.01
2	12	2018	6	46	39	5:46:39	-0.01	-0.01
2	12	2018	6	46	49	5:46:49	-0.01	-0.01
2	12	2018	6	46	59	5:46:59	-0.01	-0.01
2	12	2018	6	47	9	5:47:09	-0.01	-0.02
2	12	2018	6	47	19	5:47:19	-0.01	-0.01
2	12	2018	6	47	29	5:47:29	-0.01	-0.01
2	12	2018	6	47	39	5:47:39	-0.01	-0.01
2	12	2018	6	47	49	5:47:49	-0.01	-0.01
2	12	2018	6	47	59	5:47:59	-0.01	-0.01
2	12	2018	6	48	9	5:48:09	-0.01	-0.01
2	12	2018	6	48	19	5:48:19	-0.02	-0.01
2	12	2018	6	48	29	5:48:29	-0.01	-0.02

month	day	year	hour	minute	sec	time	subslab/ambient (Pa)	ambient/outdoor (Pa)
2	12	2018	6	48	39	5:48:39	-0.01	-0.01
2	12	2018	6	48	49	5:48:49	-0.02	-0.01
2	12	2018	6	48	59	5:48:59	-0.01	-0.01
2	12	2018	6	49	9	5:49:09	-0.01	-0.01
2	12	2018	6	49	19	5:49:19	-0.02	-0.01
2	12	2018	6	49	29	5:49:29	-0.01	-0.06
2	12	2018	6	49	39	5:49:39	-0.01	-0.06
2	12	2018	6	49	49	5:49:49	-0.01	-0.07
2	12	2018	6	49	59	5:49:59	-0.01	-0.07
2	12	2018	6	50	9	5:50:09	-0.01	-0.06
2	12	2018	6	50	19	5:50:19	-0.02	-0.07
2	12	2018	6	50	29	5:50:29	-0.02	-0.06
2	12	2018	6	50	39	5:50:39	-0.02	-0.06
2	12	2018	6	50	49	5:50:49	-0.02	-0.06
2	12	2018	6	50	59	5:50:59	-0.02	-0.06
2	12	2018	6	51	9	5:51:09	-0.02	-0.06
2	12	2018	6	51	19	5:51:19	-0.02	-0.06
2	12	2018	6	51	29	5:51:29	-0.02	0
2	12	2018	6	51	39	5:51:39	-0.04	0
2	12	2018	6	51	49	5:51:49	-0.02	0
2	12	2018	6	51	59	5:51:59	-0.03	0
2	12	2018	6	52	9	5:52:09	-0.03	0
2	12	2018	6	52	19	5:52:19	-0.03	0.01
2	12	2018	6	52	29	5:52:29	-0.03	-0.03
2	12	2018	6	52	39	5:52:39	-0.03	-0.03
2	12	2018	6	52	49	5:52:49	-0.03	-0.04
2	12	2018	6	52	59	5:52:59	-0.04	-0.04
2	12	2018	6	53	9	5:53:09	-0.03	-0.03
2	12	2018	6	53	19	5:53:19	-0.04	-0.04
2	12	2018	6	53	29	5:53:29	0	-0.03
2	12	2018	6	53	39	5:53:39	0	-0.03
2	12	2018	6	53	49	5:53:49	0	-0.03
2	12	2018	6	53	59	5:53:59	0	-0.03
2	12	2018	6	54	9	5:54:09	0.01	-0.02
2	12	2018	6	54	19	5:54:19	0	-0.02
2	12	2018	6	54	29	5:54:29	0	-0.02
2	12	2018	6	54	39	5:54:39	0	-0.02
2	12	2018	6	54	49	5:54:49	0	-0.01
2	12	2018	6	54	59	5:54:59	0	-0.01
2	12	2018	6	55	9	5:55:09	0.01	-0.01
2	12	2018	6	55	19	5:55:19	0	-0.01
2	12	2018	6	55	29	5:55:29	0	0
2	12	2018	6	55	39	5:55:39	0	-0.01
2	12	2018	6	55	49	5:55:49	-0.01	-0.01
2	12	2018	6	55	59	5:55:59	-0.01	-0.01
2	12	2018	6	56	9	5:56:09	-0.01	0
2	12	2018	6	56	19	5:56:19	-0.01	0
2	12	2018	6	56	29	5:56:29	-0.02	-0.04
2	12	2018	6	56	39	5:56:39	-0.02	-0.04
2	12	2018	6	56	49	5:56:49	-0.02	-0.04
2	12	2018	6	56	59	5:56:59	-0.02	-0.04
2	12	2018	6	57	9	5:57:09	-0.03	-0.04
2	12	2018	6	57	19	5:57:19	-0.03	-0.04
2	12	2018	6	57	29	5:57:29	-0.03	0

month	day	year	hour	minute	sec	time	subslab/ambient (Pa)	ambient/outdoor (Pa)
2	12	2018	6	57	39	5:57:39	-0.03	0.01
2	12	2018	6	57	49	5:57:49	-0.03	0.02
2	12	2018	6	57	59	5:57:59	-0.03	0.02
2	12	2018	6	58	9	5:58:09	-0.03	0.02
2	12	2018	6	58	19	5:58:19	-0.04	0.02
2	12	2018	6	58	29	5:58:29	-0.03	-0.01
2	12	2018	6	58	39	5:58:39	-0.03	-0.02
2	12	2018	6	58	49	5:58:49	-0.03	-0.01
2	12	2018	6	58	59	5:58:59	-0.03	-0.01
2	12	2018	6	59	9	5:59:09	-0.04	-0.01
2	12	2018	6	59	19	5:59:19	-0.04	0
2	12	2018	6	59	29	5:59:29	-0.05	-0.06
2	12	2018	6	59	39	5:59:39	-0.04	-0.05
2	12	2018	6	59	49	5:59:49	-0.04	-0.05
2	12	2018	6	59	59	5:59:59	-0.05	-0.06
2	12	2018	7	0	9	6:00:09	-0.06	-0.05
2	12	2018	7	0	19	6:00:19	-0.06	-0.05
2	12	2018	7	0	29	6:00:29	-0.01	-0.04
2	12	2018	7	0	39	6:00:39	-0.01	-0.04
2	12	2018	7	0	49	6:00:49	-0.02	-0.04
2	12	2018	7	0	59	6:00:59	-0.01	-0.03
2	12	2018	7	1	9	6:01:09	-0.01	-0.03
2	12	2018	7	1	19	6:01:19	-0.01	-0.03
2	12	2018	7	1	29	6:01:29	0.02	-0.04
2	12	2018	7	1	39	6:01:39	0.02	-0.02
2	12	2018	7	1	49	6:01:49	0.02	-0.02
2	12	2018	7	1	59	6:01:59	0.01	-0.02
2	12	2018	7	2	9	6:02:09	0.02	-0.01
2	12	2018	7	2	19	6:02:19	0.01	-0.03
2	12	2018	7	2	29	6:02:29	-0.04	-0.08
2	12	2018	7	2	39	6:02:39	-0.03	-0.07
2	12	2018	7	2	49	6:02:49	-0.04	-0.07
2	12	2018	7	2	59	6:02:59	-0.04	-0.06
2	12	2018	7	3	9	6:03:09	-0.03	-0.06
2	12	2018	7	3	19	6:03:19	-0.04	-0.05
2	12	2018	7	3	29	6:03:29	0	-0.04
2	12	2018	7	3	39	6:03:39	0	-0.04
2	12	2018	7	3	49	6:03:49	-0.01	-0.05
2	12	2018	7	3	59	6:03:59	-0.01	-0.04
2	12	2018	7	4	9	6:04:09	-0.01	-0.04
2	12	2018	7	4	19	6:04:19	0	-0.04
2	12	2018	7	4	29	6:04:29	-0.01	0
2	12	2018	7	4	39	6:04:39	-0.01	0
2	12	2018	7	4	49	6:04:49	-0.01	0.01
2	12	2018	7	4	59	6:04:59	-0.02	0.01
2	12	2018	7	5	9	6:05:09	-0.01	0.02
2	12	2018	7	5	19	6:05:19	-0.01	0.01
2	12	2018	7	5	29	6:05:29	-0.02	-0.02
2	12	2018	7	5	39	6:05:39	-0.03	-0.03
2	12	2018	7	5	49	6:05:49	-0.02	-0.02
2	12	2018	7	5	59	6:05:59	-0.03	-0.02
2	12	2018	7	6	9	6:06:09	-0.02	-0.01
2	12	2018	7	6	19	6:06:19	-0.03	-0.01
2	12	2018	7	6	29	6:06:29	-0.03	-0.06

month	day	year	hour	minute	sec	time	subslab/ambient (Pa)	ambient/outdoor (Pa)
2	12	2018	7	6	39	6:06:39	-0.04	-0.05
2	12	2018	7	6	49	6:06:49	-0.04	-0.04
2	12	2018	7	6	59	6:06:59	-0.05	-0.04
2	12	2018	7	7	9	6:07:09	-0.05	-0.04
2	12	2018	7	7	19	6:07:19	-0.06	-0.05
2	12	2018	7	7	29	6:07:29	0.01	-0.04
2	12	2018	7	7	39	6:07:39	0	-0.04
2	12	2018	7	7	49	6:07:49	-0.01	-0.03
2	12	2018	7	7	59	6:07:59	-0.01	-0.03
2	12	2018	7	8	9	6:08:09	-0.01	-0.03
2	12	2018	7	8	19	6:08:19	-0.02	-0.01
2	12	2018	7	8	29	6:08:29	-0.03	-0.02
2	12	2018	7	8	39	6:08:39	-0.03	-0.01
2	12	2018	7	8	49	6:08:49	-0.02	-0.03
2	12	2018	7	8	59	6:08:59	-0.01	0
2	12	2018	7	9	9	6:09:09	-0.26	0.05
2	12	2018	7	9	19	6:09:19	-0.09	0
2	12	2018	7	9	29	6:09:29	-0.18	0
2	12	2018	7	9	39	6:09:39	-0.02	0.15
2	12	2018	7	9	49	6:09:49	0.02	0.09
2	12	2018	7	9	59	6:09:59	0.17	-0.07
2	12	2018	7	10	9	6:10:09	0.08	-0.1
2	12	2018	7	10	19	6:10:19	0.12	-0.22
2	12	2018	7	10	29	6:10:29	0.14	0.31
2	12	2018	7	10	39	6:10:39	0.08	0.2
2	12	2018	7	10	49	6:10:49	0.02	-0.04
2	12	2018	7	10	59	6:10:59	0	0.05
2	12	2018	7	11	9	6:11:09	0.28	-0.05
2	12	2018	7	11	19	6:11:19	-0.07	0.08
2	12	2018	7	11	29	6:11:29	0.07	0.01
2	12	2018	7	11	39	6:11:39	-0.01	0
2	12	2018	7	11	49	6:11:49	0	0.03
2	12	2018	7	11	59	6:11:59	-0.05	0.06
2	12	2018	7	12	9	6:12:09	-0.08	0.09
2	12	2018	7	12	19	6:12:19	-0.11	0.13
2	12	2018	7	12	29	6:12:29	-0.03	-0.01
2	12	2018	7	12	39	6:12:39	-0.02	0
2	12	2018	7	12	49	6:12:49	-0.06	0.03
2	12	2018	7	12	59	6:12:59	-0.1	0.08
2	12	2018	7	13	9	6:13:09	-0.12	0.12
2	12	2018	7	13	19	6:13:19	-0.12	0.17
2	12	2018	7	13	29	6:13:29	0.03	0.09
2	12	2018	7	13	39	6:13:39	-0.01	0.05
2	12	2018	7	13	49	6:13:49	-0.07	0.02
2	12	2018	7	13	59	6:13:59	-0.11	0.09
2	12	2018	7	14	9	6:14:09	-0.11	0.09
2	12	2018	7	14	19	6:14:19	-0.15	0.11
2	12	2018	7	14	29	6:14:29	-0.03	-0.06
2	12	2018	7	14	39	6:14:39	-0.05	-0.03
2	12	2018	7	14	49	6:14:49	-0.08	-0.01
2	12	2018	7	14	59	6:14:59	-0.09	0.01
2	12	2018	7	15	9	6:15:09	-0.11	0.04
2	12	2018	7	15	19	6:15:19	-0.13	0.05
2	12	2018	7	15	29	6:15:29	0	-0.01

month	day	year	hour	minute	sec	time	subslab/ambient (Pa)	ambient/outdoor (Pa)
2	12	2018	7	15	39	6:15:39	-0.02	0
2	12	2018	7	15	49	6:15:49	-0.04	0.01
2	12	2018	7	15	59	6:15:59	-0.06	0.03
2	12	2018	7	16	9	6:16:09	-0.08	0.06
2	12	2018	7	16	19	6:16:19	-0.09	0.08
2	12	2018	7	16	29	6:16:29	-0.01	0
2	12	2018	7	16	39	6:16:39	-0.04	0.01
2	12	2018	7	16	49	6:16:49	-0.04	0.03
2	12	2018	7	16	59	6:16:59	-0.07	0.05
2	12	2018	7	17	9	6:17:09	-0.09	0.08
2	12	2018	7	17	19	6:17:19	-0.1	0.1
2	12	2018	7	17	29	6:17:29	-0.01	0.01
2	12	2018	7	17	39	6:17:39	-0.02	0.02
2	12	2018	7	17	49	6:17:49	-0.04	0.02
2	12	2018	7	17	59	6:17:59	-0.06	0.06
2	12	2018	7	18	9	6:18:09	-0.07	0.07
2	12	2018	7	18	19	6:18:19	-0.07	0.09
2	12	2018	7	18	29	6:18:29	-0.03	-0.05
2	12	2018	7	18	39	6:18:39	-0.06	-0.04
2	12	2018	7	18	49	6:18:49	-0.07	-0.02
2	12	2018	7	18	59	6:18:59	-0.09	-0.01
2	12	2018	7	19	9	6:19:09	-0.1	0
2	12	2018	7	19	19	6:19:19	-0.1	0.02
2	12	2018	7	19	29	6:19:29	-0.01	-0.01
2	12	2018	7	19	39	6:19:39	-0.02	-0.01
2	12	2018	7	19	49	6:19:49	-0.03	0
2	12	2018	7	19	59	6:19:59	-0.05	0
2	12	2018	7	20	9	6:20:09	-0.06	0.02
2	12	2018	7	20	19	6:20:19	-0.07	0.03
2	12	2018	7	20	29	6:20:29	-0.02	-0.01
2	12	2018	7	20	39	6:20:39	-0.04	0
2	12	2018	7	20	49	6:20:49	-0.05	0.01
2	12	2018	7	20	59	6:20:59	-0.07	0.02
2	12	2018	7	21	9	6:21:09	-0.08	0.03
2	12	2018	7	21	19	6:21:19	-0.08	0.04
2	12	2018	7	21	29	6:21:29	-0.04	-0.05
2	12	2018	7	21	39	6:21:39	-0.05	-0.03
2	12	2018	7	21	49	6:21:49	-0.05	-0.03
2	12	2018	7	21	59	6:21:59	-0.06	-0.01
2	12	2018	7	22	9	6:22:09	-0.07	-0.01
2	12	2018	7	22	19	6:22:19	-0.08	0
2	12	2018	7	22	29	6:22:29	-0.03	0
2	12	2018	7	22	39	6:22:39	-0.04	0.01
2	12	2018	7	22	49	6:22:49	-0.05	0.02
2	12	2018	7	22	59	6:22:59	-0.06	0.02
2	12	2018	7	23	9	6:23:09	-0.08	0.03
2	12	2018	7	23	19	6:23:19	-0.09	0.04
2	12	2018	7	23	29	6:23:29	-0.03	-0.05
2	12	2018	7	23	39	6:23:39	-0.04	-0.04
2	12	2018	7	23	49	6:23:49	-0.05	-0.02
2	12	2018	7	23	59	6:23:59	-0.05	-0.02
2	12	2018	7	24	9	6:24:09	-0.06	-0.02
2	12	2018	7	24	19	6:24:19	-0.06	-0.01
2	12	2018	7	24	29	6:24:29	-0.02	0

month	day	year	hour	minute	sec	time	subslab/ambient (Pa)	ambient/outdoor (Pa)
2	12	2018	7	24	39	6:24:39	-0.03	0
2	12	2018	7	24	49	6:24:49	-0.04	0.01
2	12	2018	7	24	59	6:24:59	-0.04	0.02
2	12	2018	7	25	9	6:25:09	-0.05	0.02
2	12	2018	7	25	19	6:25:19	-0.06	0.03
2	12	2018	7	25	29	6:25:29	-0.01	-0.01
2	12	2018	7	25	39	6:25:39	0	-0.01
2	12	2018	7	25	49	6:25:49	0.02	-0.01
2	12	2018	7	25	59	6:25:59	-0.01	-0.02
2	12	2018	7	26	9	6:26:09	0.08	-0.03
2	12	2018	7	26	19	6:26:19	-0.02	0.01
2	12	2018	7	26	29	6:26:29	0.03	-0.01
2	12	2018	7	26	39	6:26:39	-0.02	-0.02
2	12	2018	7	26	49	6:26:49	0.13	-0.03
2	12	2018	7	26	59	6:26:59	-0.01	-0.02
2	12	2018	7	27	9	6:27:09	-0.01	-0.04
2	12	2018	7	27	19	6:27:19	0.04	-0.09
2	12	2018	7	27	29	6:27:29	0.03	0.01
2	12	2018	7	27	39	6:27:39	-0.11	-0.04
2	12	2018	7	27	49	6:27:49	-0.25	0.04
2	12	2018	7	27	59	6:27:59	-0.07	0.37
2	12	2018	7	28	9	6:28:09	-0.06	0.31
2	12	2018	7	28	19	6:28:19	0	0.27
2	12	2018	7	28	29	6:28:29	-0.06	0.03
2	12	2018	7	28	39	6:28:39	-0.01	0.01
2	12	2018	7	28	49	6:28:49	-0.05	0.03
2	12	2018	7	28	59	6:28:59	-0.04	0.02
2	12	2018	7	29	9	6:29:09	-0.06	0.03
2	12	2018	7	29	19	6:29:19	-0.05	0.04
2	12	2018	7	29	29	6:29:29	0	0
2	12	2018	7	29	39	6:29:39	-0.01	0
2	12	2018	7	29	49	6:29:49	-0.02	0.01
2	12	2018	7	29	59	6:29:59	-0.02	0.01
2	12	2018	7	30	9	6:30:09	-0.02	0.02
2	12	2018	7	30	19	6:30:19	-0.04	0.04
2	12	2018	7	30	29	6:30:29	0	-0.05
2	12	2018	7	30	39	6:30:39	-0.01	-0.05
2	12	2018	7	30	49	6:30:49	-0.02	-0.03
2	12	2018	7	30	59	6:30:59	-0.03	-0.03
2	12	2018	7	31	9	6:31:09	-0.02	-0.02
2	12	2018	7	31	19	6:31:19	-0.02	-0.01
2	12	2018	7	31	29	6:31:29	-0.04	-0.01
2	12	2018	7	31	39	6:31:39	-0.05	-0.01
2	12	2018	7	31	49	6:31:49	-0.05	-0.01
2	12	2018	7	31	59	6:31:59	-0.06	0
2	12	2018	7	32	9	6:32:09	-0.07	0.03
2	12	2018	7	32	19	6:32:19	-0.08	0.03
2	12	2018	7	32	29	6:32:29	0.01	-0.01
2	12	2018	7	32	39	6:32:39	-0.04	-0.03
2	12	2018	7	32	49	6:32:49	-0.04	-0.03
2	12	2018	7	32	59	6:32:59	-0.05	-0.01
2	12	2018	7	33	9	6:33:09	-0.06	-0.01
2	12	2018	7	33	19	6:33:19	-0.05	0
2	12	2018	7	33	29	6:33:29	-0.01	0.01

month	day	year	hour	minute	sec	time	subslab/ambient (Pa)	ambient/outdoor (Pa)
2	12	2018	7	33	39	6:33:39	-0.02	0.01
2	12	2018	7	33	49	6:33:49	-0.02	0.01
2	12	2018	7	33	59	6:33:59	-0.02	0.01
2	12	2018	7	34	9	6:34:09	-0.03	0.01
2	12	2018	7	34	19	6:34:19	-0.03	0.01
2	12	2018	7	34	29	6:34:29	0.01	-0.02
2	12	2018	7	34	39	6:34:39	0	-0.02
2	12	2018	7	34	49	6:34:49	0	-0.03
2	12	2018	7	34	59	6:34:59	0.02	-0.02
2	12	2018	7	35	9	6:35:09	0.01	0
2	12	2018	7	35	19	6:35:19	0.01	0
2	12	2018	7	35	29	6:35:29	0	-0.01
2	12	2018	7	35	39	6:35:39	0.01	-0.01
2	12	2018	7	35	49	6:35:49	-0.01	0
2	12	2018	7	35	59	6:35:59	0	-0.01
2	12	2018	7	36	9	6:36:09	0	0
2	12	2018	7	36	19	6:36:19	-0.01	0
2	12	2018	7	36	29	6:36:29	-0.02	-0.01
2	12	2018	7	36	39	6:36:39	-0.01	0
2	12	2018	7	36	49	6:36:49	-0.02	0
2	12	2018	7	36	59	6:36:59	-0.02	0
2	12	2018	7	37	9	6:37:09	-0.02	0
2	12	2018	7	37	19	6:37:19	-0.03	0
2	12	2018	7	37	29	6:37:29	-0.02	0
2	12	2018	7	37	39	6:37:39	-0.03	0
2	12	2018	7	37	49	6:37:49	-0.02	0
2	12	2018	7	37	59	6:37:59	-0.03	0.01
2	12	2018	7	38	9	6:38:09	-0.02	0
2	12	2018	7	38	19	6:38:19	-0.03	0.01
2	12	2018	7	38	29	6:38:29	0.01	-0.05
2	12	2018	7	38	39	6:38:39	0.01	-0.03
2	12	2018	7	38	49	6:38:49	0.01	-0.03
2	12	2018	7	38	59	6:38:59	0.02	-0.02
2	12	2018	7	39	9	6:39:09	0.02	-0.02
2	12	2018	7	39	19	6:39:19	0.01	-0.03
2	12	2018	7	39	29	6:39:29	-0.03	-0.04
2	12	2018	7	39	39	6:39:39	-0.04	-0.03
2	12	2018	7	39	49	6:39:49	-0.03	-0.03
2	12	2018	7	39	59	6:39:59	-0.03	-0.02
2	12	2018	7	40	9	6:40:09	-0.04	-0.03
2	12	2018	7	40	19	6:40:19	-0.03	-0.03
2	12	2018	7	40	29	6:40:29	-0.03	-0.02
2	12	2018	7	40	39	6:40:39	-0.04	-0.02
2	12	2018	7	40	49	6:40:49	-0.04	-0.02
2	12	2018	7	40	59	6:40:59	-0.05	-0.03
2	12	2018	7	41	9	6:41:09	-0.04	-0.03
2	12	2018	7	41	19	6:41:19	-0.04	-0.02
2	12	2018	7	41	29	6:41:29	-0.04	-0.02
2	12	2018	7	41	39	6:41:39	-0.05	-0.02
2	12	2018	7	41	49	6:41:49	-0.05	-0.02
2	12	2018	7	41	59	6:41:59	-0.05	-0.02
2	12	2018	7	42	9	6:42:09	-0.05	-0.02
2	12	2018	7	42	19	6:42:19	-0.05	-0.02
2	12	2018	7	42	29	6:42:29	0	0.02

month	day	year	hour	minute	sec	time	subslab/ambient (Pa)	ambient/outdoor (Pa)
2	12	2018	7	42	39	6:42:39	0	0.02
2	12	2018	7	42	49	6:42:49	-0.01	0.03
2	12	2018	7	42	59	6:42:59	-0.01	0.03
2	12	2018	7	43	9	6:43:09	0	0.02
2	12	2018	7	43	19	6:43:19	-0.01	0.02
2	12	2018	7	43	29	6:43:29	-0.01	-0.02
2	12	2018	7	43	39	6:43:39	-0.01	-0.01
2	12	2018	7	43	49	6:43:49	-0.01	-0.01
2	12	2018	7	43	59	6:43:59	-0.01	-0.02
2	12	2018	7	44	9	6:44:09	-0.01	-0.01
2	12	2018	7	44	19	6:44:19	-0.02	-0.01
2	12	2018	7	44	29	6:44:29	-0.01	-0.02
2	12	2018	7	44	39	6:44:39	-0.02	-0.01
2	12	2018	7	44	49	6:44:49	-0.02	0
2	12	2018	7	44	59	6:44:59	-0.02	-0.01
2	12	2018	7	45	9	6:45:09	-0.02	-0.01
2	12	2018	7	45	19	6:45:19	-0.02	-0.01
2	12	2018	7	45	29	6:45:29	-0.03	-0.01
2	12	2018	7	45	39	6:45:39	-0.03	0
2	12	2018	7	45	49	6:45:49	-0.02	-0.01
2	12	2018	7	45	59	6:45:59	-0.02	0
2	12	2018	7	46	9	6:46:09	0.02	-0.05
2	12	2018	7	46	19	6:46:19	-0.28	1.41
2	12	2018	7	46	29	6:46:29	-0.34	0.1
2	12	2018	7	46	39	6:46:39	-0.61	0.43
2	12	2018	7	46	49	6:46:49	1.39	1.36
2	12	2018	7	46	59	6:46:59	-0.79	0.34
2	12	2018	7	47	9	6:47:09	-0.58	0.06
2	12	2018	7	47	19	6:47:19	-0.05	-0.08
2	12	2018	7	47	29	6:47:29	0.08	-0.09
2	12	2018	7	47	39	6:47:39	0	0.01
2	12	2018	7	47	49	6:47:49	0.01	-0.03
2	12	2018	7	47	59	6:47:59	0.24	-0.08
2	12	2018	7	48	9	6:48:09	0.08	-0.05
2	12	2018	7	48	19	6:48:19	0.04	-0.04
2	12	2018	7	48	29	6:48:29	0.02	-0.06
2	12	2018	7	48	39	6:48:39	-0.01	-0.06
2	12	2018	7	48	49	6:48:49	0	-0.11
2	12	2018	7	48	59	6:48:59	0.05	-0.1
2	12	2018	7	49	9	6:49:09	0.03	-0.09
2	12	2018	7	49	19	6:49:19	0.07	-0.12
2	12	2018	7	49	29	6:49:29	0.08	-0.01
2	12	2018	7	49	39	6:49:39	-0.01	-0.04
2	12	2018	7	49	49	6:49:49	-0.01	-0.06
2	12	2018	7	49	59	6:49:59	-0.02	-0.05
2	12	2018	7	50	9	6:50:09	0.08	-0.1
2	12	2018	7	50	19	6:50:19	0.01	-0.1
2	12	2018	7	50	29	6:50:29	-0.01	-0.05
2	12	2018	7	50	39	6:50:39	-0.02	-0.06
2	12	2018	7	50	49	6:50:49	-0.01	-0.08
2	12	2018	7	50	59	6:50:59	-0.02	-0.08
2	12	2018	7	51	9	6:51:09	0.02	-0.13
2	12	2018	7	51	19	6:51:19	0.07	-0.14
2	12	2018	7	51	29	6:51:29	0.15	-0.14

month	day	year	hour	minute	sec	time	subslab/ambient (Pa)	ambient/outdoor (Pa)
2	12	2018	7	51	39	6:51:39	0.06	-0.04
2	12	2018	7	51	49	6:51:49	0.01	-0.09
2	12	2018	7	51	59	6:51:59	0.02	-0.09
2	12	2018	7	52	9	6:52:09	0.03	-0.1
2	12	2018	7	52	19	6:52:19	0.05	-0.08
2	12	2018	7	52	29	6:52:29	0	-0.05
2	12	2018	7	52	39	6:52:39	0.02	-0.09
2	12	2018	7	52	49	6:52:49	-0.01	-0.1
2	12	2018	7	52	59	6:52:59	0.03	-0.11
2	12	2018	7	53	9	6:53:09	0.03	-0.1
2	12	2018	7	53	19	6:53:19	0.06	-0.14
2	12	2018	7	53	29	6:53:29	-0.01	0
2	12	2018	7	53	39	6:53:39	0.04	-0.05
2	12	2018	7	53	49	6:53:49	0.02	-0.09
2	12	2018	7	53	59	6:53:59	0.06	-0.08
2	12	2018	7	54	9	6:54:09	0.06	-0.05
2	12	2018	7	54	19	6:54:19	0.19	-0.11
2	12	2018	7	54	29	6:54:29	0	-0.04
2	12	2018	7	54	39	6:54:39	-0.01	-0.03
2	12	2018	7	54	49	6:54:49	0.05	-0.01
2	12	2018	7	54	59	6:54:59	0	-0.06
2	12	2018	7	55	9	6:55:09	0.07	-0.1
2	12	2018	7	55	19	6:55:19	0.07	-0.11
2	12	2018	7	55	29	6:55:29	0	-0.02
2	12	2018	7	55	39	6:55:39	-0.04	-0.01
2	12	2018	7	55	49	6:55:49	0.02	-0.06
2	12	2018	7	55	59	6:55:59	0.02	-0.08
2	12	2018	7	56	9	6:56:09	0.03	-0.1
2	12	2018	7	56	19	6:56:19	0.03	-0.1
2	12	2018	7	56	29	6:56:29	-0.07	-0.01
2	12	2018	7	56	39	6:56:39	0.02	-0.06
2	12	2018	7	56	49	6:56:49	0.03	-0.09
2	12	2018	7	56	59	6:56:59	0.06	-0.12
2	12	2018	7	57	9	6:57:09	0.05	-0.13
2	12	2018	7	57	19	6:57:19	0.06	-0.13
2	12	2018	7	57	29	6:57:29	0.08	-0.05
2	12	2018	7	57	39	6:57:39	0.09	-0.08
2	12	2018	7	57	49	6:57:49	0.01	-0.07
2	12	2018	7	57	59	6:57:59	0	-0.07
2	12	2018	7	58	9	6:58:09	0.02	-0.11
2	12	2018	7	58	19	6:58:19	0.14	-0.16
2	12	2018	7	58	29	6:58:29	-0.04	-0.03
2	12	2018	7	58	39	6:58:39	-0.01	-0.06
2	12	2018	7	58	49	6:58:49	0	-0.06
2	12	2018	7	58	59	6:58:59	0.04	-0.07
2	12	2018	7	59	9	6:59:09	0.09	-0.15
2	12	2018	7	59	19	6:59:19	0.08	-0.15
2	12	2018	7	59	29	6:59:29	0.1	-0.09
2	12	2018	7	59	39	6:59:39	0.09	-0.03
2	12	2018	7	59	49	6:59:49	0.1	-0.04
2	12	2018	7	59	59	6:59:59	0.07	-0.1
2	12	2018	8	0	9	7:00:09	0.03	-0.08
2	12	2018	8	0	19	7:00:19	0.04	-0.11
2	12	2018	8	0	29	7:00:29	-0.73	-0.17

month	day	year	hour	minute	sec	time	subslab/ambient (Pa)	ambient/outdoor (Pa)
2	12	2018	8	0	39	7:00:39	-0.09	-0.16
2	12	2018	8	0	49	7:00:49	-0.05	-0.06
2	12	2018	8	0	59	7:00:59	0	-0.04
2	12	2018	8	1	9	7:01:09	0.03	0
2	12	2018	8	1	19	7:01:19	0.01	-0.06
2	12	2018	8	1	29	7:01:29	-0.34	0.32
2	12	2018	8	1	39	7:01:39	-0.23	0.29
2	12	2018	8	1	49	7:01:49	-0.18	0.29
2	12	2018	8	1	59	7:01:59	-0.24	0.33
2	12	2018	8	2	9	7:02:09	-0.26	0.31
2	12	2018	8	2	19	7:02:19	-0.29	0.43
2	12	2018	8	2	29	7:02:29	-0.32	0.51
2	12	2018	8	2	39	7:02:39	-0.32	0.55
2	12	2018	8	2	49	7:02:49	-0.31	0.45
2	12	2018	8	2	59	7:02:59	-0.26	0.53
2	12	2018	8	3	9	7:03:09	0.02	-2.83
2	12	2018	8	3	19	7:03:19	114.53	-3.7
2	12	2018	8	3	29	7:03:29	-3	-3.72
2	12	2018	8	3	39	7:03:39	-3.27	-3.78
2	12	2018	8	3	49	7:03:49	-3.47	-3.4
2	12	2018	8	3	59	7:03:59	-3.67	-3.67
2	12	2018	8	4	9	7:04:09	-3.47	-3.98
2	12	2018	8	4	19	7:04:19	-3.27	-4.22
2	12	2018	8	4	29	7:04:29	-3.25	-4.37
2	12	2018	8	4	39	7:04:39	-3.32	-3.85
2	12	2018	8	4	49	7:04:49	-3.41	-3.46
2	12	2018	8	4	59	7:04:59	-3.39	-3.16
2	12	2018	8	5	9	7:05:09	-3.43	-2.74
2	12	2018	8	5	19	7:05:19	-3.12	-3.76
2	12	2018	8	5	29	7:05:29	-2.93	-4.49
2	12	2018	8	5	39	7:05:39	-2.92	-3.6
2	12	2018	8	5	49	7:05:49	-3.02	-3.7
2	12	2018	8	5	59	7:05:59	-3.06	-3.73
2	12	2018	8	6	9	7:06:09	-3.07	-3.29
2	12	2018	8	6	19	7:06:19	-3.03	-2.84
2	12	2018	8	6	29	7:06:29	-2.8	-3.95
2	12	2018	8	6	39	7:06:39	-2.78	-3.95
2	12	2018	8	6	49	7:06:49	-2.74	-3.69
2	12	2018	8	6	59	7:06:59	-2.71	-3.84
2	12	2018	8	7	9	7:07:09	-2.62	-4
2	12	2018	8	7	19	7:07:19	-2.38	-4.09
2	12	2018	8	7	29	7:07:29	-2.22	-4.23
2	12	2018	8	7	39	7:07:39	-2.14	-4.15
2	12	2018	8	7	49	7:07:49	-2.18	-4.07
2	12	2018	8	7	59	7:07:59	-2.13	-4
2	12	2018	8	8	9	7:08:09	-2.12	-3.77
2	12	2018	8	8	19	7:08:19	-2.19	-3.98
2	12	2018	8	8	29	7:08:29	-2.18	-3.83
2	12	2018	8	8	39	7:08:39	-2.2	-3.5
2	12	2018	8	8	49	7:08:49	-2.2	-3.79
2	12	2018	8	8	59	7:08:59	-2.19	-3.46
2	12	2018	8	9	9	7:09:09	-2.26	-3.24
2	12	2018	8	9	19	7:09:19	-2.22	-3.31
2	12	2018	8	9	29	7:09:29	-2.23	-3.2

month	day	year	hour	minute	sec	time	subslab/ambient (Pa)	ambient/outdoor (Pa)
2	12	2018	8	9	39	7:09:39	-2.08	-3.26
2	12	2018	8	9	49	7:09:49	-2.04	-3.1
2	12	2018	8	9	59	7:09:59	-2.04	-2.92
2	12	2018	8	10	9	7:10:09	-2.01	-3.05
2	12	2018	8	10	19	7:10:19	-2.08	-3.27
2	12	2018	8	10	29	7:10:29	-1.97	-3.46
2	12	2018	8	10	39	7:10:39	-1.86	-3.56
2	12	2018	8	10	49	7:10:49	-1.79	-3.85
2	12	2018	8	10	59	7:10:59	-1.64	-3.61
2	12	2018	8	11	9	7:11:09	-1.62	-2.87
2	12	2018	8	11	19	7:11:19	-1.54	-3.09
2	12	2018	8	11	29	7:11:29	-1.51	-3.61
2	12	2018	8	11	39	7:11:39	-1.62	-3.37
2	12	2018	8	11	49	7:11:49	-1.66	-3.16
2	12	2018	8	11	59	7:11:59	-1.7	-3.7
2	12	2018	8	12	9	7:12:09	-1.65	-3.95
2	12	2018	8	12	19	7:12:19	-1.7	-3.94
2	12	2018	8	12	29	7:12:29	-1.54	-3.72
2	12	2018	8	12	39	7:12:39	-1.52	-3.5
2	12	2018	8	12	49	7:12:49	-1.37	-4
2	12	2018	8	12	59	7:12:59	-1.48	-4.2
2	12	2018	8	13	9	7:13:09	-1.4	-4.1
2	12	2018	8	13	19	7:13:19	-1.3	-3.93
2	12	2018	8	13	29	7:13:29	-1.25	-4.02
2	12	2018	8	13	39	7:13:39	-1.41	-3.86
2	12	2018	8	13	49	7:13:49	-1.55	-3.73
2	12	2018	8	13	59	7:13:59	-1.59	-3.86
2	12	2018	8	14	9	7:14:09	-1.74	-3.81
2	12	2018	8	14	19	7:14:19	-1.82	-3.75
2	12	2018	8	14	29	7:14:29	-1.63	-3.56
2	12	2018	8	14	39	7:14:39	-1.76	-3.28
2	12	2018	8	14	49	7:14:49	-1.98	-2.89
2	12	2018	8	14	59	7:14:59	-1.95	-3.01
2	12	2018	8	15	9	7:15:09	-2.13	-3.19
2	12	2018	8	15	19	7:15:19	-2.17	-3.2
2	12	2018	8	15	29	7:15:29	-2.24	-3.06
2	12	2018	8	15	39	7:15:39	-2.18	-2.87
2	12	2018	8	15	49	7:15:49	-2.06	-3.23
2	12	2018	8	15	59	7:15:59	-2	-3.71
2	12	2018	8	16	9	7:16:09	-1.99	-3.37
2	12	2018	8	16	19	7:16:19	-1.93	-3.41
2	12	2018	8	16	29	7:16:29	-1.91	-3.53
2	12	2018	8	16	39	7:16:39	-2	-3.53
2	12	2018	8	16	49	7:16:49	-2.08	-3.43
2	12	2018	8	16	59	7:16:59	-2.03	-3.14
2	12	2018	8	17	9	7:17:09	-1.97	-3.24
2	12	2018	8	17	19	7:17:19	-1.9	-3.56
2	12	2018	8	17	29	7:17:29	-1.76	-3.45
2	12	2018	8	17	39	7:17:39	-1.77	-3.26
2	12	2018	8	17	49	7:17:49	-1.67	-3.04
2	12	2018	8	17	59	7:17:59	-1.58	-3.28
2	12	2018	8	18	9	7:18:09	-1.54	-3.11
2	12	2018	8	18	19	7:18:19	-1.54	-2.92
2	12	2018	8	18	29	7:18:29	-1.48	-3.23

month	day	year	hour	minute	sec	time	subslab/ambient (Pa)	ambient/outdoor (Pa)
2	12	2018	8	18	39	7:18:39	-1.5	-2.95
2	12	2018	8	18	49	7:18:49	-1.4	-2.78
2	12	2018	8	18	59	7:18:59	-1.35	-3.03
2	12	2018	8	19	9	7:19:09	-1.28	-3.17
2	12	2018	8	19	19	7:19:19	-1.36	-3.19
2	12	2018	8	19	29	7:19:29	-1.47	-2.99
2	12	2018	8	19	39	7:19:39	-1.49	-3.06
2	12	2018	8	19	49	7:19:49	-1.5	-3.23
2	12	2018	8	19	59	7:19:59	-1.48	-3.26
2	12	2018	8	20	9	7:20:09	-1.45	-3.22
2	12	2018	8	20	19	7:20:19	-1.44	-3.25
2	12	2018	8	20	29	7:20:29	-1.43	-3.45
2	12	2018	8	20	39	7:20:39	-1.47	-3.14
2	12	2018	8	20	49	7:20:49	-1.45	-3.27
2	12	2018	8	20	59	7:20:59	-1.43	-3.43
2	12	2018	8	21	9	7:21:09	-1.43	-3.42
2	12	2018	8	21	19	7:21:19	-1.62	-3.06
2	12	2018	8	21	29	7:21:29	-1.82	-3.23
2	12	2018	8	21	39	7:21:39	-1.89	-2.98
2	12	2018	8	21	49	7:21:49	-2.05	-2.89
2	12	2018	8	21	59	7:21:59	-2.1	-3.12
2	12	2018	8	22	9	7:22:09	-2.15	-3.02
2	12	2018	8	22	19	7:22:19	-2.27	-2.67
2	12	2018	8	22	29	7:22:29	-2.12	-3.06
2	12	2018	8	22	39	7:22:39	-2	-3.18
2	12	2018	8	22	49	7:22:49	-1.95	-3.05
2	12	2018	8	22	59	7:22:59	-1.84	-3.22
2	12	2018	8	23	9	7:23:09	-1.68	-3.5
2	12	2018	8	23	19	7:23:19	-1.72	-3.39
2	12	2018	8	23	29	7:23:29	-1.75	-3.42
2	12	2018	8	23	39	7:23:39	-1.91	-3.32
2	12	2018	8	23	49	7:23:49	-2.09	-3.38
2	12	2018	8	23	59	7:23:59	-2.23	-3.43
2	12	2018	8	24	9	7:24:09	-2.35	-3.6
2	12	2018	8	24	19	7:24:19	-2.61	-3.14
2	12	2018	8	24	29	7:24:29	-2.56	-3.16
2	12	2018	8	24	39	7:24:39	-2.44	-3.22
2	12	2018	8	24	49	7:24:49	-2.3	-2.98
2	12	2018	8	24	59	7:24:59	-2.12	-2.75
2	12	2018	8	25	9	7:25:09	-2	-2.87
2	12	2018	8	25	19	7:25:19	-1.92	-3.1
2	12	2018	8	25	29	7:25:29	-1.92	-3.19
2	12	2018	8	25	39	7:25:39	-1.86	-3.39
2	12	2018	8	25	49	7:25:49	-1.86	-3.3
2	12	2018	8	25	59	7:25:59	-1.95	-3.1
2	12	2018	8	26	9	7:26:09	-1.93	-3
2	12	2018	8	26	19	7:26:19	-1.89	-2.75
2	12	2018	8	26	29	7:26:29	-1.8	-3.14
2	12	2018	8	26	39	7:26:39	-1.82	-3.42
2	12	2018	8	26	49	7:26:49	-1.77	-3.37
2	12	2018	8	26	59	7:26:59	-1.85	-3.38
2	12	2018	8	27	9	7:27:09	-1.96	-3.16
2	12	2018	8	27	19	7:27:19	-2.11	-3.25
2	12	2018	8	27	29	7:27:29	-2.11	-3.28

month	day	year	hour	minute	sec	time	subslab/ambient (Pa)	ambient/outdoor (Pa)
2	12	2018	8	27	39	7:27:39	-2.18	-3.38
2	12	2018	8	27	49	7:27:49	-2.15	-3.46
2	12	2018	8	27	59	7:27:59	-2.15	-3.5
2	12	2018	8	28	9	7:28:09	-2.09	-3.54
2	12	2018	8	28	19	7:28:19	-2	-3.53
2	12	2018	8	28	29	7:28:29	-1.96	-3.52
2	12	2018	8	28	39	7:28:39	-1.9	-3.02
2	12	2018	8	28	49	7:28:49	-1.86	-3.11
2	12	2018	8	28	59	7:28:59	-1.91	-3.44
2	12	2018	8	29	9	7:29:09	-2.03	-3.44
2	12	2018	8	29	19	7:29:19	-2.09	-3.45
2	12	2018	8	29	29	7:29:29	-1.99	-3.5
2	12	2018	8	29	39	7:29:39	-2.06	-3.23
2	12	2018	8	29	49	7:29:49	-2.1	-3.36
2	12	2018	8	29	59	7:29:59	-2.19	-3.34
2	12	2018	8	30	9	7:30:09	-2.23	-3.41
2	12	2018	8	30	19	7:30:19	-2.23	-3.33
2	12	2018	8	30	29	7:30:29	-2.18	-3.4
2	12	2018	8	30	39	7:30:39	-2.21	-3.29
2	12	2018	8	30	49	7:30:49	-2.11	-3.26
2	12	2018	8	30	59	7:30:59	-2.07	-3.14
2	12	2018	8	31	9	7:31:09	-1.99	-3.13
2	12	2018	8	31	19	7:31:19	-2.04	-3.22
2	12	2018	8	31	29	7:31:29	-1.95	-3.04
2	12	2018	8	31	39	7:31:39	-1.92	-2.9
2	12	2018	8	31	49	7:31:49	-1.88	-3.13
2	12	2018	8	31	59	7:31:59	-1.79	-3.16
2	12	2018	8	32	9	7:32:09	-1.76	-3.01
2	12	2018	8	32	19	7:32:19	-1.75	-2.73
2	12	2018	8	32	29	7:32:29	-1.72	-3.03
2	12	2018	8	32	39	7:32:39	-1.54	-3.18
2	12	2018	8	32	49	7:32:49	-1.28	-3.39
2	12	2018	8	32	59	7:32:59	-1.19	-3.24
2	12	2018	8	33	9	7:33:09	-1.19	-3.13
2	12	2018	8	33	19	7:33:19	-1.36	-3.4
2	12	2018	8	33	29	7:33:29	-1.72	-2.91
2	12	2018	8	33	39	7:33:39	-2.01	-2.37
2	12	2018	8	33	49	7:33:49	-2.05	-2.66
2	12	2018	8	33	59	7:33:59	-1.87	-3.31
2	12	2018	8	34	9	7:34:09	-1.3	-4.31
2	12	2018	8	34	19	7:34:19	-1.01	-4.56
2	12	2018	8	34	29	7:34:29	-1.05	-2.51
2	12	2018	8	34	39	7:34:39	-1.35	-1.9
2	12	2018	8	34	49	7:34:49	-1.52	-1.65
2	12	2018	8	34	59	7:34:59	-1.53	-3.04
2	12	2018	8	35	9	7:35:09	-1.53	-3.02
2	12	2018	8	35	19	7:35:19	-1.45	-3.58
2	12	2018	8	35	29	7:35:29	-1.5	-3.79
2	12	2018	8	35	39	7:35:39	-1.63	-3.59
2	12	2018	8	35	49	7:35:49	-1.67	-3.48
2	12	2018	8	35	59	7:35:59	-1.79	-3.51
2	12	2018	8	36	9	7:36:09	-1.89	-3.15
2	12	2018	8	36	19	7:36:19	-2.02	-2.7
2	12	2018	8	36	29	7:36:29	-2.06	-2.76

month	day	year	hour	minute	sec	time	subslab/ambient (Pa)	ambient/outdoor (Pa)
2	12	2018	8	36	39	7:36:39	-1.94	-3
2	12	2018	8	36	49	7:36:49	-1.78	-3.38
2	12	2018	8	36	59	7:36:59	-1.74	-3.29
2	12	2018	8	37	9	7:37:09	-1.76	-3.12
2	12	2018	8	37	19	7:37:19	-1.74	-3.2
2	12	2018	8	37	29	7:37:29	-1.9	-2.8
2	12	2018	8	37	39	7:37:39	-1.98	-2.99
2	12	2018	8	37	49	7:37:49	-2.04	-3.28
2	12	2018	8	37	59	7:37:59	-2.03	-3.11
2	12	2018	8	38	9	7:38:09	-2.18	-2.96
2	12	2018	8	38	19	7:38:19	-2.37	-2.57
2	12	2018	8	38	29	7:38:29	-2.39	-2.82
2	12	2018	8	38	39	7:38:39	-2.38	-3.07
2	12	2018	8	38	49	7:38:49	-2.3	-3.12
2	12	2018	8	38	59	7:38:59	-2.12	-3.8
2	12	2018	8	39	9	7:39:09	-2.09	-3.81
2	12	2018	8	39	19	7:39:19	-1.99	-2.77
2	12	2018	8	39	29	7:39:29	-1.88	-2.93
2	12	2018	8	39	39	7:39:39	-1.76	-3.35
2	12	2018	8	39	49	7:39:49	-1.73	-3.54
2	12	2018	8	39	59	7:39:59	-1.83	-3.43
2	12	2018	8	40	9	7:40:09	-1.94	-3.09
2	12	2018	8	40	19	7:40:19	-2.18	-2.61
2	12	2018	8	40	29	7:40:29	-2.45	-2.25
2	12	2018	8	40	39	7:40:39	-2.68	-2.24
2	12	2018	8	40	49	7:40:49	-2.53	-2.75
2	12	2018	8	40	59	7:40:59	-2.21	-3.55
2	12	2018	8	41	9	7:41:09	-2.17	-4.03
2	12	2018	8	41	19	7:41:19	-2.37	-2.98
2	12	2018	8	41	29	7:41:29	-2.71	-2.68
2	12	2018	8	41	39	7:41:39	-2.71	-2.32
2	12	2018	8	41	49	7:41:49	-2.56	-3.34
2	12	2018	8	41	59	7:41:59	-2.56	-3.39
2	12	2018	8	42	9	7:42:09	-2.64	-3.17
2	12	2018	8	42	19	7:42:19	-2.66	-2.9
2	12	2018	8	42	29	7:42:29	-2.66	-2.08
2	12	2018	8	42	39	7:42:39	-2.53	-2.07
2	12	2018	8	42	49	7:42:49	-2.57	-2.28
2	12	2018	8	42	59	7:42:59	-2.59	-2.58
2	12	2018	8	43	9	7:43:09	-2.64	-2.45
2	12	2018	8	43	19	7:43:19	-2.7	-2.57
2	12	2018	8	43	29	7:43:29	-2.63	-2.81
2	12	2018	8	43	39	7:43:39	-2.56	-2.96
2	12	2018	8	43	49	7:43:49	-2.45	-3.07
2	12	2018	8	43	59	7:43:59	-2.4	-3.27
2	12	2018	8	44	9	7:44:09	-2.37	-3.61
2	12	2018	8	44	19	7:44:19	-2.53	-2.83
2	12	2018	8	44	29	7:44:29	-2.52	-2.68
2	12	2018	8	44	39	7:44:39	-2.45	-2.61
2	12	2018	8	44	49	7:44:49	-2.44	-2.59
2	12	2018	8	44	59	7:44:59	-2.39	-2.32
2	12	2018	8	45	9	7:45:09	-2.25	-2.9
2	12	2018	8	45	19	7:45:19	-2.13	-3.04
2	12	2018	8	45	29	7:45:29	-1.88	-2.94

month	day	year	hour	minute	sec	time	subslab/ambient (Pa)	ambient/outdoor (Pa)
2	12	2018	8	45	39	7:45:39	-1.85	-2.69
2	12	2018	8	45	49	7:45:49	-1.83	-2.24
2	12	2018	8	45	59	7:45:59	-1.7	-2.09
2	12	2018	8	46	9	7:46:09	-1.59	-2.1
2	12	2018	8	46	19	7:46:19	-1.27	-2.6
2	12	2018	8	46	29	7:46:29	-1.16	-2.74
2	12	2018	8	46	39	7:46:39	-1.13	-2.63
2	12	2018	8	46	49	7:46:49	-1.14	-1.93
2	12	2018	8	46	59	7:46:59	-1.07	-2.17
2	12	2018	8	47	9	7:47:09	-0.84	-2.76
2	12	2018	8	47	19	7:47:19	-0.88	-2.74
2	12	2018	8	47	29	7:47:29	-0.77	-2.13
2	12	2018	8	47	39	7:47:39	-0.79	-2.7
2	12	2018	8	47	49	7:47:49	-0.7	-2.57
2	12	2018	8	47	59	7:47:59	-0.74	-2.68
2	12	2018	8	48	9	7:48:09	-0.92	-2.17
2	12	2018	8	48	19	7:48:19	-1.15	-1.52
2	12	2018	8	48	29	7:48:29	-1.16	-1.36
2	12	2018	8	48	39	7:48:39	-1.08	-1.97
2	12	2018	8	48	49	7:48:49	-0.95	-2.81
2	12	2018	8	48	59	7:48:59	-0.91	-2.56
2	12	2018	8	49	9	7:49:09	-0.88	-2.55
2	12	2018	8	49	19	7:49:19	-0.92	-2.32
2	12	2018	8	49	29	7:49:29	-0.96	-2.17
2	12	2018	8	49	39	7:49:39	-1.01	-3.21
2	12	2018	8	49	49	7:49:49	-1.05	-3.09
2	12	2018	8	49	59	7:49:59	-1.14	-3.11
2	12	2018	8	50	9	7:50:09	-0.98	-3.26
2	12	2018	8	50	19	7:50:19	-0.77	-3.85
2	12	2018	8	50	29	7:50:29	-0.87	-2.86
2	12	2018	8	50	39	7:50:39	-0.99	-2.4
2	12	2018	8	50	49	7:50:49	-0.78	-2.86
2	12	2018	8	50	59	7:50:59	-0.56	-3.4
2	12	2018	8	51	9	7:51:09	-0.7	-2.94
2	12	2018	8	51	19	7:51:19	-0.79	-2.79
2	12	2018	8	51	29	7:51:29	-1.15	-2.38
2	12	2018	8	51	39	7:51:39	-1.29	-2.85
2	12	2018	8	51	49	7:51:49	-1.5	-2.41
2	12	2018	8	51	59	7:51:59	-1.85	-1.77
2	12	2018	8	52	9	7:52:09	-2.14	-1.26
2	12	2018	8	52	19	7:52:19	-2.15	-1.5
2	12	2018	8	52	29	7:52:29	-2.05	-1.82
2	12	2018	8	52	39	7:52:39	-1.89	-2.08
2	12	2018	8	52	49	7:52:49	-1.66	-2.19
2	12	2018	8	52	59	7:52:59	-1.37	-2.34
2	12	2018	8	53	9	7:53:09	-1.38	-2.63
2	12	2018	8	53	19	7:53:19	-1.44	-2.98
2	12	2018	8	53	29	7:53:29	-1.38	-2.83
2	12	2018	8	53	39	7:53:39	-1.42	-2.8
2	12	2018	8	53	49	7:53:49	-1.59	-2.53
2	12	2018	8	53	59	7:53:59	-1.64	-2.61
2	12	2018	8	54	9	7:54:09	-1.89	-3.07
2	12	2018	8	54	19	7:54:19	-1.93	-3.29
2	12	2018	8	54	29	7:54:29	-2.05	-1.82

month	day	year	hour	minute	sec	time	subslab/ambient (Pa)	ambient/outdoor (Pa)
2	12	2018	8	54	39	7:54:39	-2.12	-1.82
2	12	2018	8	54	49	7:54:49	-2.13	-1.63
2	12	2018	8	54	59	7:54:59	-1.92	-2.75
2	12	2018	8	55	9	7:55:09	-1.77	-3.22
2	12	2018	8	55	19	7:55:19	-1.73	-2.9
2	12	2018	8	55	29	7:55:29	-1.63	-2.98
2	12	2018	8	55	39	7:55:39	-1.51	-3.32
2	12	2018	8	55	49	7:55:49	-1.51	-3.18
2	12	2018	8	55	59	7:55:59	-1.55	-3.21
2	12	2018	8	56	9	7:56:09	-1.63	-3.01
2	12	2018	8	56	19	7:56:19	-1.73	-2.97
2	12	2018	8	56	29	7:56:29	-1.83	-2.75
2	12	2018	8	56	39	7:56:39	-1.81	-2.67
2	12	2018	8	56	49	7:56:49	-1.68	-2.97
2	12	2018	8	56	59	7:56:59	-1.48	-2.77
2	12	2018	8	57	9	7:57:09	-1.37	-2.46
2	12	2018	8	57	19	7:57:19	-1.12	-2.35
2	12	2018	8	57	29	7:57:29	-1.06	-3.23
2	12	2018	8	57	39	7:57:39	-1.1	-3.87
2	12	2018	8	57	49	7:57:49	-1.2	-4.07
2	12	2018	8	57	59	7:57:59	-1.43	-4.21
2	12	2018	8	58	9	7:58:09	-1.7	-3.83
2	12	2018	8	58	19	7:58:19	-1.98	-3.62
2	12	2018	8	58	29	7:58:29	-1.99	-3.42
2	12	2018	8	58	39	7:58:39	-2.01	-3.36
2	12	2018	8	58	49	7:58:49	-1.89	-3.7
2	12	2018	8	58	59	7:58:59	-1.89	-3.64
2	12	2018	8	59	9	7:59:09	-2.02	-3.41
2	12	2018	8	59	19	7:59:19	-2.16	-3.64
2	12	2018	8	59	29	7:59:29	-2.24	-3.3
2	12	2018	8	59	39	7:59:39	-2.45	-2.95
2	12	2018	8	59	49	7:59:49	-2.57	-2.27
2	12	2018	8	59	59	7:59:59	-2.7	-2.65
2	12	2018	9	0	9	8:00:09	-2.86	-3.07
2	12	2018	9	0	19	8:00:19	-2.74	-3.75
2	12	2018	9	0	29	8:00:29	-2.76	-3.15
2	12	2018	9	0	39	8:00:39	-2.96	-3.2
2	12	2018	9	0	49	8:00:49	-3.23	-1.52
2	12	2018	9	0	59	8:00:59	-3.4	-2.39
2	12	2018	9	1	9	8:01:09	-3.42	-2.49
2	12	2018	9	1	19	8:01:19	-3.48	-2.31
2	12	2018	9	1	29	8:01:29	-3.53	-2.22
2	12	2018	9	1	39	8:01:39	-3.42	-2.7
2	12	2018	9	1	49	8:01:49	-3.04	-3.5
2	12	2018	9	1	59	8:01:59	-2.92	-4.11
2	12	2018	9	2	9	8:02:09	-3.16	-2.78
2	12	2018	9	2	19	8:02:19	-3.52	-2.9
2	12	2018	9	2	29	8:02:29	-3.57	-2.84
2	12	2018	9	2	39	8:02:39	-3.46	-2.66
2	12	2018	9	2	49	8:02:49	-3.48	-2.89
2	12	2018	9	2	59	8:02:59	-3.6	-3.13
2	12	2018	9	3	9	8:03:09	-3.74	-3.05
2	12	2018	9	3	19	8:03:19	-3.96	-2.87
2	12	2018	9	3	29	8:03:29	-4.23	-2.97

month	day	year	hour	minute	sec	time	subslab/ambient (Pa)	ambient/outdoor (Pa)
2	12	2018	9	3	39	8:03:39	-4	-2.62
2	12	2018	9	3	49	8:03:49	-3.64	-2.69
2	12	2018	9	3	59	8:03:59	-3.21	-2.66
2	12	2018	9	4	9	8:04:09	-2.96	-2.5
2	12	2018	9	4	19	8:04:19	-3	-2.51
2	12	2018	9	4	29	8:04:29	-3.18	-2.13
2	12	2018	9	4	39	8:04:39	-3.25	-2.72
2	12	2018	9	4	49	8:04:49	-3.42	-2.64
2	12	2018	9	4	59	8:04:59	-3.52	-2.93
2	12	2018	9	5	9	8:05:09	-3.53	-3.32
2	12	2018	9	5	19	8:05:19	-3.4	-3.36
2	12	2018	9	5	29	8:05:29	-3.18	-3.13
2	12	2018	9	5	39	8:05:39	-3.31	-2.88
2	12	2018	9	5	49	8:05:49	-3	-3.27
2	12	2018	9	5	59	8:05:59	-2.64	-3.51
2	12	2018	9	6	9	8:06:09	-2.45	-3.45
2	12	2018	9	6	19	8:06:19	-2.44	-3.38
2	12	2018	9	6	29	8:06:29	-2.57	-3.01
2	12	2018	9	6	39	8:06:39	-2.47	-3.34
2	12	2018	9	6	49	8:06:49	-2.22	-4.13
2	12	2018	9	6	59	8:06:59	-1.99	-4.4
2	12	2018	9	7	9	8:07:09	-1.92	-4.06
2	12	2018	9	7	19	8:07:19	-2.19	-2.71
2	12	2018	9	7	29	8:07:29	-2.18	-1.91
2	12	2018	9	7	39	8:07:39	-2.08	-2.54
2	12	2018	9	7	49	8:07:49	-2.22	-2.4
2	12	2018	9	7	59	8:07:59	-2.32	-2.39
2	12	2018	9	8	9	8:08:09	-2.1	-2.89
2	12	2018	9	8	19	8:08:19	-1.92	-1.81
2	12	2018	9	8	29	8:08:29	-1.78	-2.45
2	12	2018	9	8	39	8:08:39	-1.71	-2.58
2	12	2018	9	8	49	8:08:49	-1.71	-1.97
2	12	2018	9	8	59	8:08:59	-1.7	-2.15
2	12	2018	9	9	9	8:09:09	-1.7	-2.47
2	12	2018	9	9	19	8:09:19	-1.69	-2.48
2	12	2018	9	9	29	8:09:29	-2.07	-1.73
2	12	2018	9	9	39	8:09:39	-2.23	-1.29
2	12	2018	9	9	49	8:09:49	-2.1	-1.56
2	12	2018	9	9	59	8:09:59	-1.9	-1.9
2	12	2018	9	10	9	8:10:09	-1.64	-2.43
2	12	2018	9	10	19	8:10:19	-1.52	-2.27
2	12	2018	9	10	29	8:10:29	-1.62	-1.59
2	12	2018	9	10	39	8:10:39	-1.82	-0.9
2	12	2018	9	10	49	8:10:49	-2	-1.97
2	12	2018	9	10	59	8:10:59	-2.06	-2.44
2	12	2018	9	11	9	8:11:09	-1.99	-2.44
2	12	2018	9	11	19	8:11:19	-1.93	-2.47
2	12	2018	9	11	29	8:11:29	-1.94	-2.35
2	12	2018	9	11	39	8:11:39	-1.77	-2.78
2	12	2018	9	11	49	8:11:49	-1.59	-2.95
2	12	2018	9	11	59	8:11:59	-1.74	-2.14
2	12	2018	9	12	9	8:12:09	-2.02	-1.79
2	12	2018	9	12	19	8:12:19	-2.22	-1.98
2	12	2018	9	12	29	8:12:29	-2.27	-2.61

month	day	year	hour	minute	sec	time	subslab/ambient (Pa)	ambient/outdoor (Pa)
2	12	2018	9	12	39	8:12:39	-2.3	-3.19
2	12	2018	9	12	49	8:12:49	-2.25	-3.37
2	12	2018	9	12	59	8:12:59	-2.22	-3.46
2	12	2018	9	13	9	8:13:09	-2.33	-3.06
2	12	2018	9	13	19	8:13:19	-2.39	-2.94
2	12	2018	9	13	29	8:13:29	-2.74	-2.68
2	12	2018	9	13	39	8:13:39	-2.79	-2.71
2	12	2018	9	13	49	8:13:49	-2.71	-3.48
2	12	2018	9	13	59	8:13:59	-2.47	-4.02
2	12	2018	9	14	9	8:14:09	-2.21	-3.65
2	12	2018	9	14	19	8:14:19	-2.18	-2.1
2	12	2018	9	14	29	8:14:29	-2.04	-2.68
2	12	2018	9	14	39	8:14:39	-2.15	-2.94
2	12	2018	9	14	49	8:14:49	-2.32	-2.46
2	12	2018	9	14	59	8:14:59	-2.66	-2.19
2	12	2018	9	15	9	8:15:09	-2.73	-2.44
2	12	2018	9	15	19	8:15:19	-2.84	-2.27
2	12	2018	9	15	29	8:15:29	-2.82	-2.67
2	12	2018	9	15	39	8:15:39	-2.81	-2.51
2	12	2018	9	15	49	8:15:49	-2.89	-2.67
2	12	2018	9	15	59	8:15:59	-2.95	-2.48
2	12	2018	9	16	9	8:16:09	-2.71	-2.71
2	12	2018	9	16	19	8:16:19	-2.61	-2.68
2	12	2018	9	16	29	8:16:29	-2.41	-2.53
2	12	2018	9	16	39	8:16:39	-2.41	-2.49
2	12	2018	9	16	49	8:16:49	-2.21	-2.63
2	12	2018	9	16	59	8:16:59	-2.29	-2.95
2	12	2018	9	17	9	8:17:09	-2.33	-3.15
2	12	2018	9	17	19	8:17:19	-2.52	-3
2	12	2018	9	17	29	8:17:29	-2.63	-3.07
2	12	2018	9	17	39	8:17:39	-2.78	-2.96
2	12	2018	9	17	49	8:17:49	-2.74	-3.31
2	12	2018	9	17	59	8:17:59	-2.72	-3.2
2	12	2018	9	18	9	8:18:09	-2.77	-3.21
2	12	2018	9	18	19	8:18:19	-2.52	-3.3
2	12	2018	9	18	29	8:18:29	-2.48	-3.48
2	12	2018	9	18	39	8:18:39	-2.41	-3.59
2	12	2018	9	18	49	8:18:49	-2.52	-3.08
2	12	2018	9	18	59	8:18:59	-2.79	-2.29
2	12	2018	9	19	9	8:19:09	-2.9	-2
2	12	2018	9	19	19	8:19:19	-2.59	-2.45
2	12	2018	9	19	29	8:19:29	-2.41	-2.24
2	12	2018	9	19	39	8:19:39	-2.4	-2.29
2	12	2018	9	19	49	8:19:49	-2.31	-2.49
2	12	2018	9	19	59	8:19:59	-2.08	-2.84
2	12	2018	9	20	9	8:20:09	-1.85	-2.95
2	12	2018	9	20	19	8:20:19	-1.77	-2.55
2	12	2018	9	20	29	8:20:29	-1.91	-1.78
2	12	2018	9	20	39	8:20:39	-2	-2.47
2	12	2018	9	20	49	8:20:49	-2.21	-2.48
2	12	2018	9	20	59	8:20:59	-2.38	-2.98
2	12	2018	9	21	9	8:21:09	-2.52	-2.5
2	12	2018	9	21	19	8:21:19	-2.46	-2.49
2	12	2018	9	21	29	8:21:29	-2.06	-2.59

month	day	year	hour	minute	sec	time	subslab/ambient (Pa)	ambient/outdoor (Pa)
2	12	2018	9	21	39	8:21:39	-1.84	-3.12
2	12	2018	9	21	49	8:21:49	-1.84	-3.57
2	12	2018	9	21	59	8:21:59	-1.62	-3.75
2	12	2018	9	22	9	8:22:09	-1.31	-3.86
2	12	2018	9	22	19	8:22:19	-1.12	-3.8
2	12	2018	9	22	29	8:22:29	-1.11	-3.35
2	12	2018	9	22	39	8:22:39	-1.2	-3.07
2	12	2018	9	22	49	8:22:49	-1.49	-1.79
2	12	2018	9	22	59	8:22:59	-1.6	-2.38
2	12	2018	9	23	9	8:23:09	-1.67	-3.16
2	12	2018	9	23	19	8:23:19	-1.56	-3.44
2	12	2018	9	23	29	8:23:29	-1.89	-2.56
2	12	2018	9	23	39	8:23:39	-2	-2.13
2	12	2018	9	23	49	8:23:49	-2.03	-1.22
2	12	2018	9	23	59	8:23:59	-2.08	-1.65
2	12	2018	9	24	9	8:24:09	-1.86	-2.71
2	12	2018	9	24	19	8:24:19	-1.74	-2.58
2	12	2018	9	24	29	8:24:29	-1.86	-2.39
2	12	2018	9	24	39	8:24:39	-1.93	-2.11
2	12	2018	9	24	49	8:24:49	-2.16	-2.01
2	12	2018	9	24	59	8:24:59	-2.31	-1.9
2	12	2018	9	25	9	8:25:09	-2.23	-2.35
2	12	2018	9	25	19	8:25:19	-1.82	-3.22
2	12	2018	9	25	29	8:25:29	-1.71	-2.76
2	12	2018	9	25	39	8:25:39	-1.68	-2.64
2	12	2018	9	25	49	8:25:49	-1.53	-2.5
2	12	2018	9	25	59	8:25:59	-1.41	-3.49
2	12	2018	9	26	9	8:26:09	-1.3	-2.87
2	12	2018	9	26	19	8:26:19	-1.28	-2.71
2	12	2018	9	26	29	8:26:29	-1.29	-2.51
2	12	2018	9	26	39	8:26:39	-1.28	-2.53
2	12	2018	9	26	49	8:26:49	-1.31	-2.69
2	12	2018	9	26	59	8:26:59	-1.16	-2.94
2	12	2018	9	27	9	8:27:09	-1.3	-2.46
2	12	2018	9	27	19	8:27:19	-1.31	-2.17
2	12	2018	9	27	29	8:27:29	-1.5	-2.25
2	12	2018	9	27	39	8:27:39	-1.84	-2.3
2	12	2018	9	27	49	8:27:49	-1.93	-2.39
2	12	2018	9	27	59	8:27:59	-1.87	-2.97
2	12	2018	9	28	9	8:28:09	-2.03	-2.66
2	12	2018	9	28	19	8:28:19	-1.95	-1.91
2	12	2018	9	28	29	8:28:29	-1.81	-2.55
2	12	2018	9	28	39	8:28:39	-1.61	-3.1
2	12	2018	9	28	49	8:28:49	-1.25	-3.25
2	12	2018	9	28	59	8:28:59	-1.05	-3.13
2	12	2018	9	29	9	8:29:09	-0.9	-3.75
2	12	2018	9	29	19	8:29:19	-0.92	-2.71
2	12	2018	9	29	29	8:29:29	-0.94	-2.8
2	12	2018	9	29	39	8:29:39	-0.92	-3.09
2	12	2018	9	29	49	8:29:49	-1.11	-2.41
2	12	2018	9	29	59	8:29:59	-1.4	-2.63
2	12	2018	9	30	9	8:30:09	-1.19	-3.28
2	12	2018	9	30	19	8:30:19	-1.26	-3.47
2	12	2018	9	30	29	8:30:29	-1.21	-2.76

month	day	year	hour	minute	sec	time	subslab/ambient (Pa)	ambient/outdoor (Pa)
2	12	2018	9	30	39	8:30:39	-1.45	-1.42
2	12	2018	9	30	49	8:30:49	-1.63	-1.89
2	12	2018	9	30	59	8:30:59	-1.41	-2.62
2	12	2018	9	31	9	8:31:09	-1.15	-3.59
2	12	2018	9	31	19	8:31:19	-1.36	-3.7
2	12	2018	9	31	29	8:31:29	-1.67	-2.91
2	12	2018	9	31	39	8:31:39	-1.66	-2.67
2	12	2018	9	31	49	8:31:49	-1.55	-2.45
2	12	2018	9	31	59	8:31:59	-1.47	-2.26
2	12	2018	9	32	9	8:32:09	-1.42	-2.36
2	12	2018	9	32	19	8:32:19	-1.4	-2.2
2	12	2018	9	32	29	8:32:29	-1.24	-1.66
2	12	2018	9	32	39	8:32:39	-1.25	-1.73
2	12	2018	9	32	49	8:32:49	-1.25	-1.92
2	12	2018	9	32	59	8:32:59	-1.15	-2.68
2	12	2018	9	33	9	8:33:09	-1.19	-2.65
2	12	2018	9	33	19	8:33:19	-1.3	-2.78
2	12	2018	9	33	29	8:33:29	-1.42	-2.52
2	12	2018	9	33	39	8:33:39	-1.46	-2.72
2	12	2018	9	33	49	8:33:49	-1.26	-2.75
2	12	2018	9	33	59	8:33:59	-1.04	-2.79
2	12	2018	9	34	9	8:34:09	-0.98	-2.67
2	12	2018	9	34	19	8:34:19	-0.97	-2.3
2	12	2018	9	34	29	8:34:29	-0.9	-1.6
2	12	2018	9	34	39	8:34:39	-1.26	-0.87
2	12	2018	9	34	49	8:34:49	-1.24	-1.64
2	12	2018	9	34	59	8:34:59	-1.09	-2.07
2	12	2018	9	35	9	8:35:09	-0.85	-2.11
2	12	2018	9	35	19	8:35:19	-1	-1.73
2	12	2018	9	35	29	8:35:29	-1.01	-1.78
2	12	2018	9	35	39	8:35:39	-0.93	-2.29
2	12	2018	9	35	49	8:35:49	-0.91	-2.36
2	12	2018	9	35	59	8:35:59	-1.02	-2.44
2	12	2018	9	36	9	8:36:09	-1.09	-2.34
2	12	2018	9	36	19	8:36:19	-0.87	-2.79
2	12	2018	9	36	29	8:36:29	-0.5	-2.57
2	12	2018	9	36	39	8:36:39	-0.29	-2.5
2	12	2018	9	36	49	8:36:49	-0.32	-2.11
2	12	2018	9	36	59	8:36:59	-0.52	-1.61
2	12	2018	9	37	9	8:37:09	-0.38	-1.69
2	12	2018	9	37	19	8:37:19	-0.29	-2.3
2	12	2018	9	37	29	8:37:29	-0.36	-2.72
2	12	2018	9	37	39	8:37:39	-0.46	-2.4
2	12	2018	9	37	49	8:37:49	-0.62	-2.08
2	12	2018	9	37	59	8:37:59	-0.93	-1.74
2	12	2018	9	38	9	8:38:09	-1.07	-2.42
2	12	2018	9	38	19	8:38:19	-0.99	-2.61
2	12	2018	9	38	29	8:38:29	-1.13	-1.91
2	12	2018	9	38	39	8:38:39	-1.1	-2.1
2	12	2018	9	38	49	8:38:49	-0.76	-2.67
2	12	2018	9	38	59	8:38:59	-0.52	-2.8
2	12	2018	9	39	9	8:39:09	-0.42	-2.55
2	12	2018	9	39	19	8:39:19	-0.47	-2.48
2	12	2018	9	39	29	8:39:29	-0.58	-2.61

month	day	year	hour	minute	sec	time	subslab/ambient (Pa)	ambient/outdoor (Pa)
2	12	2018	9	39	39	8:39:39	-0.74	-2.55
2	12	2018	9	39	49	8:39:49	-1.03	-2.46
2	12	2018	9	39	59	8:39:59	-1.33	-2.38
2	12	2018	9	40	9	8:40:09	-1.61	-2.28
2	12	2018	9	40	19	8:40:19	-1.77	-2.07
2	12	2018	9	40	29	8:40:29	-1.7	-2.56
2	12	2018	9	40	39	8:40:39	-1.71	-2.83
2	12	2018	9	40	49	8:40:49	-1.84	-2.33
2	12	2018	9	40	59	8:40:59	-2.05	-1.84
2	12	2018	9	41	9	8:41:09	-2.2	-1.77
2	12	2018	9	41	19	8:41:19	-1.95	-2.37
2	12	2018	9	41	29	8:41:29	-1.7	-3.35
2	12	2018	9	41	39	8:41:39	-1.6	-3.31
2	12	2018	9	41	49	8:41:49	-1.63	-2.76
2	12	2018	9	41	59	8:41:59	-1.95	-1.92
2	12	2018	9	42	9	8:42:09	-1.87	-2.07
2	12	2018	9	42	19	8:42:19	-1.58	-2.51
2	12	2018	9	42	29	8:42:29	-1.38	-2.84
2	12	2018	9	42	39	8:42:39	-1.29	-3.16
2	12	2018	9	42	49	8:42:49	-1.14	-3.02
2	12	2018	9	42	59	8:42:59	-1.19	-3.33
2	12	2018	9	43	9	8:43:09	-1.23	-2.65
2	12	2018	9	43	19	8:43:19	-1.23	-2.84
2	12	2018	9	43	29	8:43:29	-0.97	-2.82
2	12	2018	9	43	39	8:43:39	-0.92	-2.96
2	12	2018	9	43	49	8:43:49	-0.84	-2.52
2	12	2018	9	43	59	8:43:59	-1	-2.2
2	12	2018	9	44	9	8:44:09	-1.27	-1.87
2	12	2018	9	44	19	8:44:19	-1.34	-2.91
2	12	2018	9	44	29	8:44:29	-1.22	-1.71
2	12	2018	9	44	39	8:44:39	-1.01	-1.9
2	12	2018	9	44	49	8:44:49	-0.84	-2.45
2	12	2018	9	44	59	8:44:59	-0.74	-2.89
2	12	2018	9	45	9	8:45:09	-0.54	-3.28
2	12	2018	9	45	19	8:45:19	-0.56	-3.6
2	12	2018	9	45	29	8:45:29	-0.63	-3.26
2	12	2018	9	45	39	8:45:39	-0.63	-3.89
2	12	2018	9	45	49	8:45:49	-0.7	-3.09
2	12	2018	9	45	59	8:45:59	-0.86	-2.72
2	12	2018	9	46	9	8:46:09	-1.1	-2.64
2	12	2018	9	46	19	8:46:19	-1.36	-3.18
2	12	2018	9	46	29	8:46:29	-1.46	-3.67
2	12	2018	9	46	39	8:46:39	-1.8	-3.4
2	12	2018	9	46	49	8:46:49	-1.92	-3.33
2	12	2018	9	46	59	8:46:59	-1.7	-3.92
2	12	2018	9	47	9	8:47:09	-1.54	-4.34
2	12	2018	9	47	19	8:47:19	-1.36	-4.05
2	12	2018	9	47	29	8:47:29	-1.83	-2.5
2	12	2018	9	47	39	8:47:39	-2.09	-1.56
2	12	2018	9	47	49	8:47:49	-2.04	-1.53
2	12	2018	9	47	59	8:47:59	-2.04	-1.63
2	12	2018	9	48	9	8:48:09	-1.71	-1.74
2	12	2018	9	48	19	8:48:19	-1.8	-0.98
2	12	2018	9	48	29	8:48:29	-1.68	-1.65

month	day	year	hour	minute	sec	time	subslab/ambient (Pa)	ambient/outdoor (Pa)
2	12	2018	9	48	39	8:48:39	-1.67	-2.04
2	12	2018	9	48	49	8:48:49	-1.77	-2.53
2	12	2018	9	48	59	8:48:59	-1.62	-3.23
2	12	2018	9	49	9	8:49:09	-1.54	-3.75
2	12	2018	9	49	19	8:49:19	-1.54	-4.23
2	12	2018	9	49	29	8:49:29	-1.51	-4.05
2	12	2018	9	49	39	8:49:39	-1.58	-3.53
2	12	2018	9	49	49	8:49:49	-1.41	-3.64
2	12	2018	9	49	59	8:49:59	-1.19	-4.08
2	12	2018	9	50	9	8:50:09	-1.19	-4.18
2	12	2018	9	50	19	8:50:19	-1.25	-3.98
2	12	2018	9	50	29	8:50:29	-1.34	-3.33
2	12	2018	9	50	39	8:50:39	-1.43	-3.37
2	12	2018	9	50	49	8:50:49	-1.37	-3.27
2	12	2018	9	50	59	8:50:59	-1.31	-3.34
2	12	2018	9	51	9	8:51:09	-1.33	-2.94
2	12	2018	9	51	19	8:51:19	-1.33	-2.61
2	12	2018	9	51	29	8:51:29	-1.41	-1.57
2	12	2018	9	51	39	8:51:39	-1.53	-1.54
2	12	2018	9	51	49	8:51:49	-1.45	-1.34
2	12	2018	9	51	59	8:51:59	-1.34	-1.36
2	12	2018	9	52	9	8:52:09	-1.39	-0.32
2	12	2018	9	52	19	8:52:19	-1.1	-0.39
2	12	2018	9	52	29	8:52:29	-1.3	-0.21
2	12	2018	9	52	39	8:52:39	-1.33	-0.44
2	12	2018	9	52	49	8:52:49	-1.44	-0.58
2	12	2018	9	52	59	8:52:59	-1.55	-0.95
2	12	2018	9	53	9	8:53:09	-1.53	-1.26
2	12	2018	9	53	19	8:53:19	-1.38	-1.75
2	12	2018	9	53	29	8:53:29	-1.22	-1.81
2	12	2018	9	53	39	8:53:39	-1.04	-2.16
2	12	2018	9	53	49	8:53:49	-1.12	-1.83
2	12	2018	9	53	59	8:53:59	-1.17	-1.59
2	12	2018	9	54	9	8:54:09	-1.1	-2.04
2	12	2018	9	54	19	8:54:19	-1	-2.27
2	12	2018	9	54	29	8:54:29	-1.26	-2.01
2	12	2018	9	54	39	8:54:39	-1.4	-2.07
2	12	2018	9	54	49	8:54:49	-1.42	-2.29
2	12	2018	9	54	59	8:54:59	-1.39	-2.33
2	12	2018	9	55	9	8:55:09	-1.14	-2.15
2	12	2018	9	55	19	8:55:19	-0.75	-2.31
2	12	2018	9	55	29	8:55:29	-0.21	-2.94
2	12	2018	9	55	39	8:55:39	-0.02	-3.9
2	12	2018	9	55	49	8:55:49	-0.29	-2.44
2	12	2018	9	55	59	8:55:59	-0.48	-2.11
2	12	2018	9	56	9	8:56:09	-1	0.68
2	12	2018	9	56	19	8:56:19	-1.17	-0.75
2	12	2018	9	56	29	8:56:29	-1.14	-0.98
2	12	2018	9	56	39	8:56:39	-1.33	-0.71
2	12	2018	9	56	49	8:56:49	-1.12	-0.64
2	12	2018	9	56	59	8:56:59	-1.11	-0.17
2	12	2018	9	57	9	8:57:09	-1.13	-0.24
2	12	2018	9	57	19	8:57:19	-1.23	-0.86
2	12	2018	9	57	29	8:57:29	-1.18	-1.73

month	day	year	hour	minute	sec	time	subslab/ambient (Pa)	ambient/outdoor (Pa)
2	12	2018	9	57	39	8:57:39	-1.13	-2.36
2	12	2018	9	57	49	8:57:49	-1.1	-2.8
2	12	2018	9	57	59	8:57:59	-1.18	-3.26
2	12	2018	9	58	9	8:58:09	-1.15	-2.56
2	12	2018	9	58	19	8:58:19	-1.22	-2.97
2	12	2018	9	58	29	8:58:29	-1.25	-2.06
2	12	2018	9	58	39	8:58:39	-1.17	-2.78
2	12	2018	9	58	49	8:58:49	-1.14	-3.22
2	12	2018	9	58	59	8:58:59	-1.43	-2.4
2	12	2018	9	59	9	8:59:09	-1.67	-2.1
2	12	2018	9	59	19	8:59:19	-1.51	-2.63
2	12	2018	9	59	29	8:59:29	-1.48	-3.11
2	12	2018	9	59	39	8:59:39	-1.27	-3.44
2	12	2018	9	59	49	8:59:49	-1.24	-3.23
2	12	2018	9	59	59	8:59:59	-1.44	-2.21
2	12	2018	10	0	9	9:00:09	-1.71	-1.88
2	12	2018	10	0	19	9:00:19	-1.87	-2.26
2	12	2018	10	0	29	9:00:29	-1.68	-2.97
2	12	2018	10	0	39	9:00:39	-1.59	-3.02
2	12	2018	10	0	49	9:00:49	-1.44	-3.01
2	12	2018	10	0	59	9:00:59	-1.38	-2.71
2	12	2018	10	1	9	9:01:09	-1.48	-3.42
2	12	2018	10	1	19	9:01:19	-1.59	-3.01
2	12	2018	10	1	29	9:01:29	-1.71	-1.78
2	12	2018	10	1	39	9:01:39	-1.94	-1.34
2	12	2018	10	1	49	9:01:49	-2	-2.01
2	12	2018	10	1	59	9:01:59	-1.96	-2.55
2	12	2018	10	2	9	9:02:09	-1.96	-2.64
2	12	2018	10	2	19	9:02:19	-1.99	-2.13
2	12	2018	10	2	29	9:02:29	-1.97	-2.08
2	12	2018	10	2	39	9:02:39	-1.82	-1.97
2	12	2018	10	2	49	9:02:49	-1.71	-2.03
2	12	2018	10	2	59	9:02:59	-1.77	-1.9
2	12	2018	10	3	9	9:03:09	-1.74	-2.51
2	12	2018	10	3	19	9:03:19	-1.61	-2.67
2	12	2018	10	3	29	9:03:29	-1.36	-2.77
2	12	2018	10	3	39	9:03:39	-1.28	-3.16
2	12	2018	10	3	49	9:03:49	-1.42	-3.25
2	12	2018	10	3	59	9:03:59	-1.51	-2.79
2	12	2018	10	4	9	9:04:09	-1.6	-2
2	12	2018	10	4	19	9:04:19	-1.84	-1.82
2	12	2018	10	4	29	9:04:29	-1.99	-1.92
2	12	2018	10	4	39	9:04:39	-1.84	-2.65
2	12	2018	10	4	49	9:04:49	-1.64	-2.87
2	12	2018	10	4	59	9:04:59	-1.86	-1.74
2	12	2018	10	5	9	9:05:09	-1.85	-2.01
2	12	2018	10	5	19	9:05:19	-1.76	-2.41
2	12	2018	10	5	29	9:05:29	-1.41	-2.78
2	12	2018	10	5	39	9:05:39	-1.32	-2.53
2	12	2018	10	5	49	9:05:49	-1.19	-2.57
2	12	2018	10	5	59	9:05:59	-0.85	-3.24
2	12	2018	10	6	9	9:06:09	-0.72	-2.67
2	12	2018	10	6	19	9:06:19	-0.81	-2.2
2	12	2018	10	6	29	9:06:29	-1	-2.32

month	day	year	hour	minute	sec	time	subslab/ambient (Pa)	ambient/outdoor (Pa)
2	12	2018	10	6	39	9:06:39	-1.34	-2.03
2	12	2018	10	6	49	9:06:49	-1.54	-1.98
2	12	2018	10	6	59	9:06:59	-1.39	-1.94
2	12	2018	10	7	9	9:07:09	-1.43	-1.34
2	12	2018	10	7	19	9:07:19	-1.83	-1.25
2	12	2018	10	7	29	9:07:29	-2.03	-1.29
2	12	2018	10	7	39	9:07:39	-2.03	-0.98
2	12	2018	10	7	49	9:07:49	-1.5	-1.5
2	12	2018	10	7	59	9:07:59	-1.27	-2.39
2	12	2018	10	8	9	9:08:09	-0.81	-3.31
2	12	2018	10	8	19	9:08:19	-0.74	-2.46
2	12	2018	10	8	29	9:08:29	-0.68	-2.12
2	12	2018	10	8	39	9:08:39	-1	-1.07
2	12	2018	10	8	49	9:08:49	-1.56	0.04
2	12	2018	10	8	59	9:08:59	-1.73	-0.4
2	12	2018	10	9	9	9:09:09	-1.51	-1.4
2	12	2018	10	9	19	9:09:19	-1.2	-1.88
2	12	2018	10	9	29	9:09:29	-1.46	-1.37
2	12	2018	10	9	39	9:09:39	-1.24	-2.11
2	12	2018	10	9	49	9:09:49	-1.2	-2.71
2	12	2018	10	9	59	9:09:59	-1.08	-3.08
2	12	2018	10	10	9	9:10:09	-1.13	-3.07
2	12	2018	10	10	19	9:10:19	-1.47	-2.92
2	12	2018	10	10	29	9:10:29	-1.73	-2.59
2	12	2018	10	10	39	9:10:39	-1.76	-2.61
2	12	2018	10	10	49	9:10:49	-1.72	-2.4
2	12	2018	10	10	59	9:10:59	-1.8	-2.56
2	12	2018	10	11	9	9:11:09	-1.91	-2.11
2	12	2018	10	11	19	9:11:19	-2.01	-2.29
2	12	2018	10	11	29	9:11:29	-1.85	-3.02
2	12	2018	10	11	39	9:11:39	-1.67	-2.83
2	12	2018	10	11	49	9:11:49	-1.46	-2.53
2	12	2018	10	11	59	9:11:59	-1.25	-2.1
2	12	2018	10	12	9	9:12:09	-1.4	-2.27
2	12	2018	10	12	19	9:12:19	-1.56	-2.3
2	12	2018	10	12	29	9:12:29	-1.54	-2.35
2	12	2018	10	12	39	9:12:39	-1.45	-3
2	12	2018	10	12	49	9:12:49	-1.23	-3.39
2	12	2018	10	12	59	9:12:59	-1.18	-3.17
2	12	2018	10	13	9	9:13:09	-0.99	-3.74
2	12	2018	10	13	19	9:13:19	-1.09	-2.81
2	12	2018	10	13	29	9:13:29	-1.24	-3.4
2	12	2018	10	13	39	9:13:39	-1.34	-3.33
2	12	2018	10	13	49	9:13:49	-1.46	-3.15
2	12	2018	10	13	59	9:13:59	-1.52	-2.83
2	12	2018	10	14	9	9:14:09	-1.37	-3.55
2	12	2018	10	14	19	9:14:19	-1.19	-3.82
2	12	2018	10	14	29	9:14:29	-0.87	-3.88
2	12	2018	10	14	39	9:14:39	-1	-3.91
2	12	2018	10	14	49	9:14:49	-1.16	-3.3
2	12	2018	10	14	59	9:14:59	-1.22	-2.14
2	12	2018	10	15	9	9:15:09	-1.52	-2.15
2	12	2018	10	15	19	9:15:19	-1.65	-2.3
2	12	2018	10	15	29	9:15:29	-1.69	-2.24

month	day	year	hour	minute	sec	time	subslab/ambient (Pa)	ambient/outdoor (Pa)
2	12	2018	10	15	39	9:15:39	-1.75	-1.48
2	12	2018	10	15	49	9:15:49	-1.76	-1.15
2	12	2018	10	15	59	9:15:59	-1.72	-1.19
2	12	2018	10	16	9	9:16:09	-1.6	-1.86
2	12	2018	10	16	19	9:16:19	-1.39	-2.41
2	12	2018	10	16	29	9:16:29	-1.37	-2.07
2	12	2018	10	16	39	9:16:39	-1.39	-1.84
2	12	2018	10	16	49	9:16:49	-1.58	-1.81
2	12	2018	10	16	59	9:16:59	-1.63	-2.24
2	12	2018	10	17	9	9:17:09	-1.92	-2.18
2	12	2018	10	17	19	9:17:19	-2.29	-1.63
2	12	2018	10	17	29	9:17:29	-2.46	-1.09
2	12	2018	10	17	39	9:17:39	-2.47	-1.54
2	12	2018	10	17	49	9:17:49	-2.12	-2.06
2	12	2018	10	17	59	9:17:59	-1.5	-2.33
2	12	2018	10	18	9	9:18:09	-1.2	-2.19
2	12	2018	10	18	19	9:18:19	-0.96	-2.9
2	12	2018	10	18	29	9:18:29	-0.92	-3.34
2	12	2018	10	18	39	9:18:39	-1.13	-2.77
2	12	2018	10	18	49	9:18:49	-1.48	-1.64
2	12	2018	10	18	59	9:18:59	-1.67	-1.99
2	12	2018	10	19	9	9:19:09	-1.96	-1.92
2	12	2018	10	19	19	9:19:19	-2.03	-1.58
2	12	2018	10	19	29	9:19:29	-2.21	-1.88
2	12	2018	10	19	39	9:19:39	-2.11	-2.23
2	12	2018	10	19	49	9:19:49	-2.11	-2.61
2	12	2018	10	19	59	9:19:59	-2.11	-2.23
2	12	2018	10	20	9	9:20:09	-2.2	-2.34
2	12	2018	10	20	19	9:20:19	-1.86	-2.57
2	12	2018	10	20	29	9:20:29	-1.43	-2.98
2	12	2018	10	20	39	9:20:39	-1.46	-3.22
2	12	2018	10	20	49	9:20:49	-1.38	-2.46
2	12	2018	10	20	59	9:20:59	-1.37	-1.87
2	12	2018	10	21	9	9:21:09	-1.28	-1.61
2	12	2018	10	21	19	9:21:19	-1.45	-1.49
2	12	2018	10	21	29	9:21:29	-1.38	-2.08
2	12	2018	10	21	39	9:21:39	-1.41	-2.03
2	12	2018	10	21	49	9:21:49	-1.5	-1.63
2	12	2018	10	21	59	9:21:59	-1.32	-0.98
2	12	2018	10	22	9	9:22:09	-1.22	-1.78
2	12	2018	10	22	19	9:22:19	-1.3	-2
2	12	2018	10	22	29	9:22:29	-1.71	-1.37
2	12	2018	10	22	39	9:22:39	-2.07	-1.06
2	12	2018	10	22	49	9:22:49	-2.28	-1.02
2	12	2018	10	22	59	9:22:59	-2.3	-1.17
2	12	2018	10	23	9	9:23:09	-2.2	-0.99
2	12	2018	10	23	19	9:23:19	-2.08	-1.02
2	12	2018	10	23	29	9:23:29	-1.93	-0.87
2	12	2018	10	23	39	9:23:39	-1.93	-1.37
2	12	2018	10	23	49	9:23:49	-1.62	-1.56
2	12	2018	10	23	59	9:23:59	-1.73	-1.88
2	12	2018	10	24	9	9:24:09	-1.67	-2.01
2	12	2018	10	24	19	9:24:19	-1.46	-2.01
2	12	2018	10	24	29	9:24:29	-1.55	-1.43

month	day	year	hour	minute	sec	time	subslab/ambient (Pa)	ambient/outdoor (Pa)
2	12	2018	10	24	39	9:24:39	-1.75	-0.82
2	12	2018	10	24	49	9:24:49	-1.86	-0.63
2	12	2018	10	24	59	9:24:59	-1.92	-0.92
2	12	2018	10	25	9	9:25:09	-1.85	-1.48
2	12	2018	10	25	19	9:25:19	-1.69	-1.5
2	12	2018	10	25	29	9:25:29	-1.58	-1.54
2	12	2018	10	25	39	9:25:39	-1.45	-2.28
2	12	2018	10	25	49	9:25:49	-1.33	-2.53
2	12	2018	10	25	59	9:25:59	-1.14	-2.5
2	12	2018	10	26	9	9:26:09	-1.07	-2.32
2	12	2018	10	26	19	9:26:19	-0.99	-2.95
2	12	2018	10	26	29	9:26:29	-1.31	-2.89
2	12	2018	10	26	39	9:26:39	-1.57	-2.69
2	12	2018	10	26	49	9:26:49	-1.26	-2.97
2	12	2018	10	26	59	9:26:59	-1.04	-3.69
2	12	2018	10	27	9	9:27:09	-0.77	-3.98
2	12	2018	10	27	19	9:27:19	-0.82	-3.44
2	12	2018	10	27	29	9:27:29	-0.82	-3.51
2	12	2018	10	27	39	9:27:39	-1.15	-3.06
2	12	2018	10	27	49	9:27:49	-1.51	-3.37
2	12	2018	10	27	59	9:27:59	-1.53	-3.72
2	12	2018	10	28	9	9:28:09	-1.39	-3.68
2	12	2018	10	28	19	9:28:19	-1.43	-3.53
2	12	2018	10	28	29	9:28:29	-1.45	-2.94
2	12	2018	10	28	39	9:28:39	-1.58	-1.96
2	12	2018	10	28	49	9:28:49	-1.64	-1.69
2	12	2018	10	28	59	9:28:59	-1.45	-1.78
2	12	2018	10	29	9	9:29:09	-1.23	-2.2
2	12	2018	10	29	19	9:29:19	-1.06	-2.65
2	12	2018	10	29	29	9:29:29	-1.06	-2.76
2	12	2018	10	29	39	9:29:39	-1.03	-2.71
2	12	2018	10	29	49	9:29:49	-1.12	-2.85
2	12	2018	10	29	59	9:29:59	-1.45	-2.24
2	12	2018	10	30	9	9:30:09	-1.7	-1.88
2	12	2018	10	30	19	9:30:19	-1.52	-2.5
2	12	2018	10	30	29	9:30:29	-1.33	-2.87
2	12	2018	10	30	39	9:30:39	-1.38	-2.61
2	12	2018	10	30	49	9:30:49	-1.27	-2.76
2	12	2018	10	30	59	9:30:59	-1.59	-2.53
2	12	2018	10	31	9	9:31:09	-1.6	-2.71
2	12	2018	10	31	19	9:31:19	-1.42	-2.77
2	12	2018	10	31	29	9:31:29	-1.44	-2.99
2	12	2018	10	31	39	9:31:39	-1.48	-3.22
2	12	2018	10	31	49	9:31:49	-1.5	-2.59
2	12	2018	10	31	59	9:31:59	-1.63	-2.1
2	12	2018	10	32	9	9:32:09	-1.66	-1.53
2	12	2018	10	32	19	9:32:19	-1.49	-1.87
2	12	2018	10	32	29	9:32:29	-1.39	-2.14
2	12	2018	10	32	39	9:32:39	-1.34	-2.19
2	12	2018	10	32	49	9:32:49	-1.33	-2.01
2	12	2018	10	32	59	9:32:59	-1.58	-1.85
2	12	2018	10	33	9	9:33:09	-1.54	-1.92
2	12	2018	10	33	19	9:33:19	-1.26	-2.28
2	12	2018	10	33	29	9:33:29	-1.05	-2.85

month	day	year	hour	minute	sec	time	subslab/ambient (Pa)	ambient/outdoor (Pa)
2	12	2018	10	33	39	9:33:39	-0.74	-3.32
2	12	2018	10	33	49	9:33:49	-0.51	-3.51
2	12	2018	10	33	59	9:33:59	-0.63	-2.89
2	12	2018	10	34	9	9:34:09	-0.69	-2.12
2	12	2018	10	34	19	9:34:19	-0.8	-1.99
2	12	2018	10	34	29	9:34:29	-0.62	-2.39
2	12	2018	10	34	39	9:34:39	-0.5	-2.5
2	12	2018	10	34	49	9:34:49	-0.39	-2.72
2	12	2018	10	34	59	9:34:59	-0.44	-2.38
2	12	2018	10	35	9	9:35:09	-0.55	-1.29
2	12	2018	10	35	19	9:35:19	-0.72	-0.91
2	12	2018	10	35	29	9:35:29	-0.87	-0.17
2	12	2018	10	35	39	9:35:39	-0.98	-0.36
2	12	2018	10	35	49	9:35:49	-0.95	-0.81
2	12	2018	10	35	59	9:35:59	-0.75	-1.4
2	12	2018	10	36	9	9:36:09	-0.58	-1.32
2	12	2018	10	36	19	9:36:19	-0.49	-1.49
2	12	2018	10	36	29	9:36:29	-0.35	-1.97
2	12	2018	10	36	39	9:36:39	-0.46	-1.91
2	12	2018	10	36	49	9:36:49	-0.59	-1.5
2	12	2018	10	36	59	9:36:59	-0.66	-1.39
2	12	2018	10	37	9	9:37:09	-0.67	-1.43
2	12	2018	10	37	19	9:37:19	-0.69	-1.96
2	12	2018	10	37	29	9:37:29	-0.82	-1.55
2	12	2018	10	37	39	9:37:39	-0.81	-1.2
2	12	2018	10	37	49	9:37:49	-0.82	-1.64
2	12	2018	10	37	59	9:37:59	-0.74	-1.67
2	12	2018	10	38	9	9:38:09	-0.69	-1.61
2	12	2018	10	38	19	9:38:19	-0.47	-2.11
2	12	2018	10	38	29	9:38:29	-0.48	-2.22
2	12	2018	10	38	39	9:38:39	-0.45	-1.65
2	12	2018	10	38	49	9:38:49	-0.68	-1.28
2	12	2018	10	38	59	9:38:59	-0.83	-1.12
2	12	2018	10	39	9	9:39:09	-0.7	-1.37
2	12	2018	10	39	19	9:39:19	-0.66	-1.4
2	12	2018	10	39	29	9:39:29	-0.36	-1.54
2	12	2018	10	39	39	9:39:39	-0.32	-1.1
2	12	2018	10	39	49	9:39:49	-0.24	-0.92
2	12	2018	10	39	59	9:39:59	-0.12	-0.96
2	12	2018	10	40	9	9:40:09	-0.18	-0.36
2	12	2018	10	40	19	9:40:19	-0.19	-1.39
2	12	2018	10	40	29	9:40:29	-0.31	-1.27
2	12	2018	10	40	39	9:40:39	-0.43	-1.06
2	12	2018	10	40	49	9:40:49	-0.44	-1.17
2	12	2018	10	40	59	9:40:59	-0.68	-1.05
2	12	2018	10	41	9	9:41:09	-0.95	-1.02
2	12	2018	10	41	19	9:41:19	-1.28	-0.9
2	12	2018	10	41	29	9:41:29	-1.41	-0.54
2	12	2018	10	41	39	9:41:39	-1.62	-0.67
2	12	2018	10	41	49	9:41:49	-1.72	-0.7
2	12	2018	10	41	59	9:41:59	-1.67	-0.53
2	12	2018	10	42	9	9:42:09	-1.45	-1.35
2	12	2018	10	42	19	9:42:19	-1.47	-0.82
2	12	2018	10	42	29	9:42:29	-1.74	-1.05

month	day	year	hour	minute	sec	time	subslab/ambient (Pa)	ambient/outdoor (Pa)
2	12	2018	10	42	39	9:42:39	-1.88	-0.78
2	12	2018	10	42	49	9:42:49	-1.92	-1.33
2	12	2018	10	42	59	9:42:59	-1.97	-1.13
2	12	2018	10	43	9	9:43:09	-1.72	-1.29
2	12	2018	10	43	19	9:43:19	-1.58	-1.26
2	12	2018	10	43	29	9:43:29	-1.73	-0.38
2	12	2018	10	43	39	9:43:39	-1.66	-0.87
2	12	2018	10	43	49	9:43:49	-1.69	-1.38
2	12	2018	10	43	59	9:43:59	-1.71	-1.71
2	12	2018	10	44	9	9:44:09	-1.72	-2.12
2	12	2018	10	44	19	9:44:19	-1.48	-2.74
2	12	2018	10	44	29	9:44:29	-1.27	-3.22
2	12	2018	10	44	39	9:44:39	-1.29	-3.04
2	12	2018	10	44	49	9:44:49	-1.34	-2.27
2	12	2018	10	44	59	9:44:59	-1.36	-2.55
2	12	2018	10	45	9	9:45:09	-1.43	-1.96
2	12	2018	10	45	19	9:45:19	-1.5	-1.94
2	12	2018	10	45	29	9:45:29	-1.56	-1.83
2	12	2018	10	45	39	9:45:39	-1.88	-1.88
2	12	2018	10	45	49	9:45:49	-1.97	-1.08
2	12	2018	10	45	59	9:45:59	-1.89	-1.27
2	12	2018	10	46	9	9:46:09	-1.82	-1.78
2	12	2018	10	46	19	9:46:19	-1.86	-1.65
2	12	2018	10	46	29	9:46:29	-1.68	-1.92
2	12	2018	10	46	39	9:46:39	-1.84	-1.4
2	12	2018	10	46	49	9:46:49	-1.8	-0.86
2	12	2018	10	46	59	9:46:59	-1.77	-1.12
2	12	2018	10	47	9	9:47:09	-1.83	-1.37
2	12	2018	10	47	19	9:47:19	-1.8	-1.14
2	12	2018	10	47	29	9:47:29	-1.93	-0.78
2	12	2018	10	47	39	9:47:39	-1.86	-1.13
2	12	2018	10	47	49	9:47:49	-1.62	-1.85
2	12	2018	10	47	59	9:47:59	-1.62	-1.64
2	12	2018	10	48	9	9:48:09	-1.63	-1.64
2	12	2018	10	48	19	9:48:19	-1.61	-1.62
2	12	2018	10	48	29	9:48:29	-1.63	-1.6
2	12	2018	10	48	39	9:48:39	-1.54	-1.68
2	12	2018	10	48	49	9:48:49	-1.77	-1.57
2	12	2018	10	48	59	9:48:59	-1.82	-1.27
2	12	2018	10	49	9	9:49:09	-2.02	-1.78
2	12	2018	10	49	19	9:49:19	-2.09	-1.86
2	12	2018	10	49	29	9:49:29	-2.21	-1.41
2	12	2018	10	49	39	9:49:39	-2.2	-1.6
2	12	2018	10	49	49	9:49:49	-1.98	-0.64
2	12	2018	10	49	59	9:49:59	-1.67	-0.61
2	12	2018	10	50	9	9:50:09	-1.5	-1.74
2	12	2018	10	50	19	9:50:19	-1.63	-1.81
2	12	2018	10	50	29	9:50:29	-1.73	-1.94
2	12	2018	10	50	39	9:50:39	-1.86	-2.12
2	12	2018	10	50	49	9:50:49	-1.9	-2.27
2	12	2018	10	50	59	9:50:59	-2.07	-2.08
2	12	2018	10	51	9	9:51:09	-2.32	-1.49
2	12	2018	10	51	19	9:51:19	-2.21	-1.99
2	12	2018	10	51	29	9:51:29	-2.06	-2.02

month	day	year	hour	minute	sec	time	subslab/ambient (Pa)	ambient/outdoor (Pa)
2	12	2018	10	51	39	9:51:39	-1.92	-1.79
2	12	2018	10	51	49	9:51:49	-1.95	-2.29
2	12	2018	10	51	59	9:51:59	-2.04	-2.76
2	12	2018	10	52	9	9:52:09	-2.32	-1.2
2	12	2018	10	52	19	9:52:19	-2.45	-0.8
2	12	2018	10	52	29	9:52:29	-1.99	-2.67
2	12	2018	10	52	39	9:52:39	-1.63	-2.43
2	12	2018	10	52	49	9:52:49	-1.58	-1.85
2	12	2018	10	52	59	9:52:59	-1.63	-1.17
2	12	2018	10	53	9	9:53:09	-1.71	-0.75
2	12	2018	10	53	19	9:53:19	-1.72	-1.01
2	12	2018	10	53	29	9:53:29	-1.75	-0.67
2	12	2018	10	53	39	9:53:39	-1.61	-1.31
2	12	2018	10	53	49	9:53:49	-1.51	-1.68
2	12	2018	10	53	59	9:53:59	-1.36	-2.21
2	12	2018	10	54	9	9:54:09	-1.44	-0.66
2	12	2018	10	54	19	9:54:19	-1.45	-0.86
2	12	2018	10	54	29	9:54:29	-1.46	-0.64
2	12	2018	10	54	39	9:54:39	-1.55	-0.3
2	12	2018	10	54	49	9:54:49	-1.67	-1.14
2	12	2018	10	54	59	9:54:59	-1.59	-1.61
2	12	2018	10	55	9	9:55:09	-1.38	-2.4
2	12	2018	10	55	19	9:55:19	-1.29	-2.88
2	12	2018	10	55	29	9:55:29	-1.41	-2.31
2	12	2018	10	55	39	9:55:39	-1.65	-1.67
2	12	2018	10	55	49	9:55:49	-1.56	-1.85
2	12	2018	10	55	59	9:55:59	-1.33	-2.36
2	12	2018	10	56	9	9:56:09	-1.25	-2.93
2	12	2018	10	56	19	9:56:19	-1.51	-1.96
2	12	2018	10	56	29	9:56:29	-1.8	-1.07
2	12	2018	10	56	39	9:56:39	-2.2	-1.39
2	12	2018	10	56	49	9:56:49	-2.29	-1.4
2	12	2018	10	56	59	9:56:59	-2.21	-1.45
2	12	2018	10	57	9	9:57:09	-2.22	-1.32
2	12	2018	10	57	19	9:57:19	-2.11	-1.58
2	12	2018	10	57	29	9:57:29	-2.23	0.69
2	12	2018	10	57	39	9:57:39	-2.35	0.4
2	12	2018	10	57	49	9:57:49	-2.17	-0.04
2	12	2018	10	57	59	9:57:59	-2.16	-0.84
2	12	2018	10	58	9	9:58:09	-2.09	-1.05
2	12	2018	10	58	19	9:58:19	-1.86	-1.16
2	12	2018	10	58	29	9:58:29	-1.67	-1.54
2	12	2018	10	58	39	9:58:39	-1.43	-2.25
2	12	2018	10	58	49	9:58:49	-1.27	-2.6
2	12	2018	10	58	59	9:58:59	-1.19	-2.74
2	12	2018	10	59	9	9:59:09	-1.3	-3.13
2	12	2018	10	59	19	9:59:19	-1.68	-2.2
2	12	2018	10	59	29	9:59:29	-1.88	-2.03
2	12	2018	10	59	39	9:59:39	-2.08	-1.88
2	12	2018	10	59	49	9:59:49	-1.85	-2.29
2	12	2018	10	59	59	9:59:59	-1.79	-0.75
2	12	2018	11	0	9	10:00:09	-1.71	-0.1
2	12	2018	11	0	19	10:00:19	-1.41	-0.84
2	12	2018	11	0	29	10:00:29	-0.65	-1.1

month	day	year	hour	minute	sec	time	subslab/ambient (Pa)	ambient/outdoor (Pa)
2	12	2018	11	0	39	10:00:39	-0.68	-1.56
2	12	2018	11	0	49	10:00:49	-0.81	-1.9
2	12	2018	11	0	59	10:00:59	-1.19	-1.89
2	12	2018	11	1	9	10:01:09	-1.31	-1.24
2	12	2018	11	1	19	10:01:19	-1.6	-1.19
2	12	2018	11	1	29	10:01:29	-1.85	-1.05
2	12	2018	11	1	39	10:01:39	-1.87	-1.47
2	12	2018	11	1	49	10:01:49	-1.98	-1.11
2	12	2018	11	1	59	10:01:59	-2.01	-1.33
2	12	2018	11	2	9	10:02:09	-2	-1.87
2	12	2018	11	2	19	10:02:19	-1.94	-2.04
2	12	2018	11	2	29	10:02:29	-1.99	-1.15
2	12	2018	11	2	39	10:02:39	-1.84	-1.54
2	12	2018	11	2	49	10:02:49	-1.72	-2.03
2	12	2018	11	2	59	10:02:59	-1.46	-2.18
2	12	2018	11	3	9	10:03:09	-1.47	-3.03
2	12	2018	11	3	19	10:03:19	-1.59	-2.98
2	12	2018	11	3	29	10:03:29	-1.73	-2.93
2	12	2018	11	3	39	10:03:39	-2.02	-2.85
2	12	2018	11	3	49	10:03:49	-2.37	-2.16
2	12	2018	11	3	59	10:03:59	-2.62	-1.3
2	12	2018	11	4	9	10:04:09	-2.56	0.02
2	12	2018	11	4	19	10:04:19	-2.19	-0.26
2	12	2018	11	4	29	10:04:29	-1.87	-0.95
2	12	2018	11	4	39	10:04:39	-1.5	-1.36
2	12	2018	11	4	49	10:04:49	-1.42	-0.69
2	12	2018	11	4	59	10:04:59	-1.53	-1
2	12	2018	11	5	9	10:05:09	-1.72	-0.67
2	12	2018	11	5	19	10:05:19	-1.26	-1.28
2	12	2018	11	5	29	10:05:29	-1.5	-0.24
2	12	2018	11	5	39	10:05:39	-1.29	-1.16
2	12	2018	11	5	49	10:05:49	-1.22	-1.39
2	12	2018	11	5	59	10:05:59	-1.22	-1.3
2	12	2018	11	6	9	10:06:09	-1.21	-2.31
2	12	2018	11	6	19	10:06:19	-1.04	-3.67
2	12	2018	11	6	29	10:06:29	-0.93	-2.58
2	12	2018	11	6	39	10:06:39	-0.89	-2.64
2	12	2018	11	6	49	10:06:49	-0.86	-2.99
2	12	2018	11	6	59	10:06:59	-0.78	-3.4
2	12	2018	11	7	9	10:07:09	-0.74	-3.6
2	12	2018	11	7	19	10:07:19	-1	-3.5
2	12	2018	11	7	29	10:07:29	-1.01	-3.21
2	12	2018	11	7	39	10:07:39	-0.97	-2.99
2	12	2018	11	7	49	10:07:49	-1.05	-2.15
2	12	2018	11	7	59	10:07:59	-1.05	-1.51
2	12	2018	11	8	9	10:08:09	-1.01	-0.72
2	12	2018	11	8	19	10:08:19	-1.12	-1.07
2	12	2018	11	8	29	10:08:29	-1.3	-1.19
2	12	2018	11	8	39	10:08:39	-1.22	-1.26
2	12	2018	11	8	49	10:08:49	-1.14	-1.83
2	12	2018	11	8	59	10:08:59	-0.97	-2.08
2	12	2018	11	9	9	10:09:09	-1.05	-1.98
2	12	2018	11	9	19	10:09:19	-0.83	-2.14
2	12	2018	11	9	29	10:09:29	-0.66	-2.46

month	day	year	hour	minute	sec	time	subslab/ambient (Pa)	ambient/outdoor (Pa)
2	12	2018	11	9	39	10:09:39	-0.89	-1.58
2	12	2018	11	9	49	10:09:49	-0.98	-0.88
2	12	2018	11	9	59	10:09:59	-0.72	0.86
2	12	2018	11	10	9	10:10:09	-1.17	1.28
2	12	2018	11	10	19	10:10:19	-1.26	-0.77
2	12	2018	11	10	29	10:10:29	-1.18	-1.44
2	12	2018	11	10	39	10:10:39	-1.19	-0.91
2	12	2018	11	10	49	10:10:49	-1.37	0.04
2	12	2018	11	10	59	10:10:59	-1.42	-0.9
2	12	2018	11	11	9	10:11:09	-0.76	-2.08
2	12	2018	11	11	19	10:11:19	-0.69	-2.65
2	12	2018	11	11	29	10:11:29	-0.35	-1.26
2	12	2018	11	11	39	10:11:39	-0.55	-1.54
2	12	2018	11	11	49	10:11:49	-0.91	-0.62
2	12	2018	11	11	59	10:11:59	-1.26	-0.36
2	12	2018	11	12	9	10:12:09	-1.45	-0.58
2	12	2018	11	12	19	10:12:19	-1.65	0.55
2	12	2018	11	12	29	10:12:29	-1.9	-0.04
2	12	2018	11	12	39	10:12:39	-1.7	-1.09
2	12	2018	11	12	49	10:12:49	-1.63	-1.61
2	12	2018	11	12	59	10:12:59	-1.45	-2.51
2	12	2018	11	13	9	10:13:09	-1.33	-2.59
2	12	2018	11	13	19	10:13:19	-1.39	-2.25
2	12	2018	11	13	29	10:13:29	-1.36	-1.85
2	12	2018	11	13	39	10:13:39	-1.53	-1.96
2	12	2018	11	13	49	10:13:49	-1.58	-1.4
2	12	2018	11	13	59	10:13:59	-1.57	-1.48
2	12	2018	11	14	9	10:14:09	-1.16	-1.59
2	12	2018	11	14	19	10:14:19	-0.98	-1.77
2	12	2018	11	14	29	10:14:29	-1.32	-1.57
2	12	2018	11	14	39	10:14:39	-1.7	-2.4
2	12	2018	11	14	49	10:14:49	-1.58	-2.14
2	12	2018	11	14	59	10:14:59	-1.3	-1.96
2	12	2018	11	15	9	10:15:09	-0.92	-1.79
2	12	2018	11	15	19	10:15:19	-1.19	-1.65
2	12	2018	11	15	29	10:15:29	-1.4	-2.4
2	12	2018	11	15	39	10:15:39	-1.24	-2.44
2	12	2018	11	15	49	10:15:49	-1.43	-2.89
2	12	2018	11	15	59	10:15:59	-1.35	-1.81
2	12	2018	11	16	9	10:16:09	-1.47	-0.53
2	12	2018	11	16	19	10:16:19	-1.24	0.43
2	12	2018	11	16	29	10:16:29	-1.2	1.64
2	12	2018	11	16	39	10:16:39	-1.33	0.93
2	12	2018	11	16	49	10:16:49	-1.37	-1.25
2	12	2018	11	16	59	10:16:59	-1.47	-0.75
2	12	2018	11	17	9	10:17:09	-1.65	-1.01
2	12	2018	11	17	19	10:17:19	-1.58	-1.16
2	12	2018	11	17	29	10:17:29	-1.53	-1.74
2	12	2018	11	17	39	10:17:39	-1.73	-1.76
2	12	2018	11	17	49	10:17:49	-1.86	-1.56
2	12	2018	11	17	59	10:17:59	-1.85	-1.33
2	12	2018	11	18	9	10:18:09	-1.89	-1.34
2	12	2018	11	18	19	10:18:19	-1.9	-1.67
2	12	2018	11	18	29	10:18:29	-1.85	-1.59

month	day	year	hour	minute	sec	time	subslab/ambient (Pa)	ambient/outdoor (Pa)
2	12	2018	11	18	39	10:18:39	-1.79	-1.61
2	12	2018	11	18	49	10:18:49	-1.71	-1.94
2	12	2018	11	18	59	10:18:59	-1.55	-2.18
2	12	2018	11	19	9	10:19:09	-1.3	-2.32
2	12	2018	11	19	19	10:19:19	-1.23	-2
2	12	2018	11	19	29	10:19:29	-1.3	-1.4
2	12	2018	11	19	39	10:19:39	-1.27	-1.07
2	12	2018	11	19	49	10:19:49	-1.25	-1.11
2	12	2018	11	19	59	10:19:59	-1.2	-0.97
2	12	2018	11	20	9	10:20:09	-1.04	-1.58
2	12	2018	11	20	19	10:20:19	-0.9	-1.89
2	12	2018	11	20	29	10:20:29	-0.76	-2.37
2	12	2018	11	20	39	10:20:39	-0.76	-2.41
2	12	2018	11	20	49	10:20:49	-0.86	-2.03
2	12	2018	11	20	59	10:20:59	-0.96	-2.6
2	12	2018	11	21	9	10:21:09	-1.05	-2.9
2	12	2018	11	21	19	10:21:19	-1.19	-2.68
2	12	2018	11	21	29	10:21:29	-1.21	-2.56
2	12	2018	11	21	39	10:21:39	-1.11	-2.83
2	12	2018	11	21	49	10:21:49	-0.93	-3.12
2	12	2018	11	21	59	10:21:59	-0.77	-3.37
2	12	2018	11	22	9	10:22:09	-0.69	-3.62
2	12	2018	11	22	19	10:22:19	-0.71	-3.82
2	12	2018	11	22	29	10:22:29	-0.96	-3.1
2	12	2018	11	22	39	10:22:39	-1.19	-3.07
2	12	2018	11	22	49	10:22:49	-1.32	-2.44
2	12	2018	11	22	59	10:22:59	-1.32	-1.97
2	12	2018	11	23	9	10:23:09	-1.29	-2.09
2	12	2018	11	23	19	10:23:19	-1.26	-2.59
2	12	2018	11	23	29	10:23:29	-1.33	-2.49
2	12	2018	11	23	39	10:23:39	-1.32	-2.22
2	12	2018	11	23	49	10:23:49	-1.3	-2.2
2	12	2018	11	23	59	10:23:59	-1.41	-2.32
2	12	2018	11	24	9	10:24:09	-1.27	-2.07
2	12	2018	11	24	19	10:24:19	-1.25	-2.14
2	12	2018	11	24	29	10:24:29	-1.47	-1.81
2	12	2018	11	24	39	10:24:39	-1.09	-1.47
2	12	2018	11	24	49	10:24:49	-0.71	-1.03
2	12	2018	11	24	59	10:24:59	-0.66	-0.62
2	12	2018	11	25	9	10:25:09	-0.36	-2.29
2	12	2018	11	25	19	10:25:19	-0.56	-1.95
2	12	2018	11	25	29	10:25:29	-0.53	-1.09
2	12	2018	11	25	39	10:25:39	-0.64	-0.39
2	12	2018	11	25	49	10:25:49	-0.51	0.58
2	12	2018	11	25	59	10:25:59	-0.46	0.88
2	12	2018	11	26	9	10:26:09	-0.65	1.4
2	12	2018	11	26	19	10:26:19	-0.66	-0.22
2	12	2018	11	26	29	10:26:29	-0.32	-1.75
2	12	2018	11	26	39	10:26:39	-0.27	-1.6
2	12	2018	11	26	49	10:26:49	-0.26	-1.25
2	12	2018	11	26	59	10:26:59	0.08	-1.02
2	12	2018	11	27	9	10:27:09	-0.48	-0.93
2	12	2018	11	27	19	10:27:19	-0.66	-0.36
2	12	2018	11	27	29	10:27:29	-0.65	0.13

month	day	year	hour	minute	sec	time	subslab/ambient (Pa)	ambient/outdoor (Pa)
2	12	2018	11	27	39	10:27:39	-0.78	-0.7
2	12	2018	11	27	49	10:27:49	-0.85	-1.17
2	12	2018	11	27	59	10:27:59	-1.16	-1.65
2	12	2018	11	28	9	10:28:09	-1.29	-1.17
2	12	2018	11	28	19	10:28:19	-1.19	-2.15
2	12	2018	11	28	29	10:28:29	-0.92	-1.56
2	12	2018	11	28	39	10:28:39	-0.99	-0.91
2	12	2018	11	28	49	10:28:49	-0.99	-1.91
2	12	2018	11	28	59	10:28:59	-1.24	-1.42
2	12	2018	11	29	9	10:29:09	-1.7	-0.99
2	12	2018	11	29	19	10:29:19	-1.95	-0.64
2	12	2018	11	29	29	10:29:29	-2.06	-1.47
2	12	2018	11	29	39	10:29:39	-1.89	-1.9
2	12	2018	11	29	49	10:29:49	-1.73	-1.86
2	12	2018	11	29	59	10:29:59	-1.76	-2.18
2	12	2018	11	30	9	10:30:09	-1.92	-2.67
2	12	2018	11	30	19	10:30:19	-1.96	-1.87
2	12	2018	11	30	29	10:30:29	-2.15	-1.07
2	12	2018	11	30	39	10:30:39	-1.99	-1.34
2	12	2018	11	30	49	10:30:49	-1.79	-1.31
2	12	2018	11	30	59	10:30:59	-1.72	-1.52
2	12	2018	11	31	9	10:31:09	-1.92	-1.77
2	12	2018	11	31	19	10:31:19	-1.87	-2.48
2	12	2018	11	31	29	10:31:29	-1.94	-2.3
2	12	2018	11	31	39	10:31:39	-2.01	-1.97
2	12	2018	11	31	49	10:31:49	-2.06	-1.7
2	12	2018	11	31	59	10:31:59	-1.9	-1.97
2	12	2018	11	32	9	10:32:09	-1.69	-2
2	12	2018	11	32	19	10:32:19	-1.43	-0.56
2	12	2018	11	32	29	10:32:29	-1.12	-0.61
2	12	2018	11	32	39	10:32:39	-1.07	-0.36
2	12	2018	11	32	49	10:32:49	-1	-1.15
2	12	2018	11	32	59	10:32:59	-0.94	-1.9
2	12	2018	11	33	9	10:33:09	-0.93	-1.64
2	12	2018	11	33	19	10:33:19	-1.04	-1.44
2	12	2018	11	33	29	10:33:29	-1.2	-1.74
2	12	2018	11	33	39	10:33:39	-1.04	-1.85
2	12	2018	11	33	49	10:33:49	-1.18	-1.96
2	12	2018	11	33	59	10:33:59	-1.23	-1.62
2	12	2018	11	34	9	10:34:09	-1.42	-1.66
2	12	2018	11	34	19	10:34:19	-1.46	-0.93
2	12	2018	11	34	29	10:34:29	-1.19	-1.59
2	12	2018	11	34	39	10:34:39	-0.86	-1.47
2	12	2018	11	34	49	10:34:49	-0.48	-1.64
2	12	2018	11	34	59	10:34:59	-0.23	-2.47
2	12	2018	11	35	9	10:35:09	-0.22	-2.3
2	12	2018	11	35	19	10:35:19	-0.29	-1.34
2	12	2018	11	35	29	10:35:29	-0.51	-2.01
2	12	2018	11	35	39	10:35:39	-0.65	-2.14
2	12	2018	11	35	49	10:35:49	-0.94	-1.94
2	12	2018	11	35	59	10:35:59	-1.02	-1.7
2	12	2018	11	36	9	10:36:09	-1.07	-1.78
2	12	2018	11	36	19	10:36:19	-1.25	-1.35
2	12	2018	11	36	29	10:36:29	-1.33	-1.15

month	day	year	hour	minute	sec	time	subslab/ambient (Pa)	ambient/outdoor (Pa)
2	12	2018	11	36	39	10:36:39	-1.24	-0.39
2	12	2018	11	36	49	10:36:49	-0.97	-0.66
2	12	2018	11	36	59	10:36:59	-0.85	-0.73
2	12	2018	11	37	9	10:37:09	-0.91	-1.23
2	12	2018	11	37	19	10:37:19	-0.82	-1.52
2	12	2018	11	37	29	10:37:29	-0.78	-1.72
2	12	2018	11	37	39	10:37:39	-0.72	-1.68
2	12	2018	11	37	49	10:37:49	-0.6	-2.36
2	12	2018	11	37	59	10:37:59	-0.63	-1.7
2	12	2018	11	38	9	10:38:09	-0.94	-0.5
2	12	2018	11	38	19	10:38:19	-1.29	0.07
2	12	2018	11	38	29	10:38:29	-1.17	-0.47
2	12	2018	11	38	39	10:38:39	-1.24	-2.04
2	12	2018	11	38	49	10:38:49	-1.16	-1.69
2	12	2018	11	38	59	10:38:59	-0.82	-1.75
2	12	2018	11	39	9	10:39:09	-0.51	-1.81
2	12	2018	11	39	19	10:39:19	-0.29	-1.95
2	12	2018	11	39	29	10:39:29	-0.52	-1.16
2	12	2018	11	39	39	10:39:39	-0.65	-1.67
2	12	2018	11	39	49	10:39:49	-0.78	-1.37
2	12	2018	11	39	59	10:39:59	-0.86	-0.87
2	12	2018	11	40	9	10:40:09	-1.03	-0.36
2	12	2018	11	40	19	10:40:19	-1.14	1.03
2	12	2018	11	40	29	10:40:29	-0.97	0.67
2	12	2018	11	40	39	10:40:39	-1	1.21
2	12	2018	11	40	49	10:40:49	-0.92	1.93
2	12	2018	11	40	59	10:40:59	-0.89	0.37
2	12	2018	11	41	9	10:41:09	-0.73	-0.79
2	12	2018	11	41	19	10:41:19	-0.72	-0.5
2	12	2018	11	41	29	10:41:29	-0.82	0.36
2	12	2018	11	41	39	10:41:39	-0.54	-0.62
2	12	2018	11	41	49	10:41:49	-0.64	-1.48
2	12	2018	11	41	59	10:41:59	-0.79	-0.69
2	12	2018	11	42	9	10:42:09	-0.78	-0.56
2	12	2018	11	42	19	10:42:19	-0.71	-0.72
2	12	2018	11	42	29	10:42:29	-0.89	-0.5
2	12	2018	11	42	39	10:42:39	-1.03	-0.08
2	12	2018	11	42	49	10:42:49	-1.12	-1.16
2	12	2018	11	42	59	10:42:59	-0.83	-1.43
2	12	2018	11	43	9	10:43:09	-1.18	-1.4
2	12	2018	11	43	19	10:43:19	-0.93	-1.56
2	12	2018	11	43	29	10:43:29	-1	-0.08
2	12	2018	11	43	39	10:43:39	-1.11	-0.39
2	12	2018	11	43	49	10:43:49	-0.94	-1.55
2	12	2018	11	43	59	10:43:59	-1	-1.35
2	12	2018	11	44	9	10:44:09	-0.8	-1.67
2	12	2018	11	44	19	10:44:19	-0.74	-1.9
2	12	2018	11	44	29	10:44:29	-0.76	-1.55
2	12	2018	11	44	39	10:44:39	-0.56	-1.52
2	12	2018	11	44	49	10:44:49	-0.52	-1.86
2	12	2018	11	44	59	10:44:59	-0.52	-1.74
2	12	2018	11	45	9	10:45:09	-0.33	-1.7
2	12	2018	11	45	19	10:45:19	-0.4	-2.01
2	12	2018	11	45	29	10:45:29	-0.39	-2.16

month	day	year	hour	minute	sec	time	subslab/ambient (Pa)	ambient/outdoor (Pa)
2	12	2018	11	45	39	10:45:39	-0.44	-1.65
2	12	2018	11	45	49	10:45:49	-0.28	-1.6
2	12	2018	11	45	59	10:45:59	-0.21	-2.09
2	12	2018	11	46	9	10:46:09	-0.36	-1.73
2	12	2018	11	46	19	10:46:19	-0.46	-1.33
2	12	2018	11	46	29	10:46:29	-0.3	-2.06
2	12	2018	11	46	39	10:46:39	-0.09	-2.58
2	12	2018	11	46	49	10:46:49	-0.21	-2.07
2	12	2018	11	46	59	10:46:59	-0.18	-1.87
2	12	2018	11	47	9	10:47:09	-0.17	-1.71
2	12	2018	11	47	19	10:47:19	-0.2	-1.96
2	12	2018	11	47	29	10:47:29	-0.21	-1.73
2	12	2018	11	47	39	10:47:39	-0.44	-1.57
2	12	2018	11	47	49	10:47:49	-0.37	-1.2
2	12	2018	11	47	59	10:47:59	-0.23	-0.47
2	12	2018	11	48	9	10:48:09	-0.02	-0.45
2	12	2018	11	48	19	10:48:19	0.11	-1.11
2	12	2018	11	48	29	10:48:29	0.34	-1.53
2	12	2018	11	48	39	10:48:39	0.38	-1.56
2	12	2018	11	48	49	10:48:49	0.09	-0.74
2	12	2018	11	48	59	10:48:59	-0.03	-0.1
2	12	2018	11	49	9	10:49:09	0.21	-0.69
2	12	2018	11	49	19	10:49:19	0.1	-1.5
2	12	2018	11	49	29	10:49:29	-0.11	-2.12
2	12	2018	11	49	39	10:49:39	-0.19	-0.92
2	12	2018	11	49	49	10:49:49	-0.56	-1.05
2	12	2018	11	49	59	10:49:59	-0.82	-1.29
2	12	2018	11	50	9	10:50:09	-0.58	-1.57
2	12	2018	11	50	19	10:50:19	-0.3	-2.31
2	12	2018	11	50	29	10:50:29	-0.64	-1.6
2	12	2018	11	50	39	10:50:39	-0.83	-1.28
2	12	2018	11	50	49	10:50:49	-0.96	-1.84
2	12	2018	11	50	59	10:50:59	-1.12	-1.36
2	12	2018	11	51	9	10:51:09	-1.22	-1.51
2	12	2018	11	51	19	10:51:19	-1.27	-0.67
2	12	2018	11	51	29	10:51:29	-1.68	-0.17
2	12	2018	11	51	39	10:51:39	-1.97	0
2	12	2018	11	51	49	10:51:49	-2.12	-0.19
2	12	2018	11	51	59	10:51:59	-2.12	-0.84
2	12	2018	11	52	9	10:52:09	-1.9	-0.9
2	12	2018	11	52	19	10:52:19	-1.98	-0.82
2	12	2018	11	52	29	10:52:29	-1.98	-0.63
2	12	2018	11	52	39	10:52:39	-1.9	-0.97
2	12	2018	11	52	49	10:52:49	-2.12	-1.14
2	12	2018	11	52	59	10:52:59	-2.24	-0.65
2	12	2018	11	53	9	10:53:09	-2.1	0.34
2	12	2018	11	53	19	10:53:19	-1.88	0.39
2	12	2018	11	53	29	10:53:29	-1.89	-0.12
2	12	2018	11	53	39	10:53:39	-1.95	0.05
2	12	2018	11	53	49	10:53:49	-2.03	-0.23
2	12	2018	11	53	59	10:53:59	-2.04	-1.09
2	12	2018	11	54	9	10:54:09	-1.95	-1.05
2	12	2018	11	54	19	10:54:19	-2.06	-0.32
2	12	2018	11	54	29	10:54:29	-2.09	-0.1

month	day	year	hour	minute	sec	time	subslab/ambient (Pa)	ambient/outdoor (Pa)
2	12	2018	11	54	39	10:54:39	-2.28	0.16
2	12	2018	11	54	49	10:54:49	-2.47	-0.12
2	12	2018	11	54	59	10:54:59	-1.95	-1.07
2	12	2018	11	55	9	10:55:09	-1.76	-1.36
2	12	2018	11	55	19	10:55:19	-1.57	-0.96
2	12	2018	11	55	29	10:55:29	-1.57	-1.32
2	12	2018	11	55	39	10:55:39	-1.73	-0.77
2	12	2018	11	55	49	10:55:49	-1.75	-1.46
2	12	2018	11	55	59	10:55:59	-1.72	-1.47
2	12	2018	11	56	9	10:56:09	-1.59	-1.94
2	12	2018	11	56	19	10:56:19	-1.69	-1.71
2	12	2018	11	56	29	10:56:29	-1.69	-1.78
2	12	2018	11	56	39	10:56:39	-1.64	-0.99
2	12	2018	11	56	49	10:56:49	-1.75	-0.6
2	12	2018	11	56	59	10:56:59	-1.5	-0.14
2	12	2018	11	57	9	10:57:09	-1.39	0.12
2	12	2018	11	57	19	10:57:19	-0.9	-0.92
2	12	2018	11	57	29	10:57:29	-0.69	-1.64
2	12	2018	11	57	39	10:57:39	-0.81	-1.83
2	12	2018	11	57	49	10:57:49	-0.82	-1.49
2	12	2018	11	57	59	10:57:59	-0.97	-1.44
2	12	2018	11	58	9	10:58:09	-1.17	-2.37
2	12	2018	11	58	19	10:58:19	-1.27	-2.02
2	12	2018	11	58	29	10:58:29	-1.32	-0.86
2	12	2018	11	58	39	10:58:39	-1	-0.7
2	12	2018	11	58	49	10:58:49	-0.79	-0.96
2	12	2018	11	58	59	10:58:59	-0.7	-1.38
2	12	2018	11	59	9	10:59:09	-0.67	-1.62
2	12	2018	11	59	19	10:59:19	-0.8	-1.14
2	12	2018	11	59	29	10:59:29	-0.96	-1.3
2	12	2018	11	59	39	10:59:39	-0.97	-0.98
2	12	2018	11	59	49	10:59:49	-0.87	-1.35
2	12	2018	11	59	59	10:59:59	-0.66	-1.8
2	12	2018	12	0	9	11:00:09	-0.71	-1.91
2	12	2018	12	0	19	11:00:19	-0.67	-1.89
2	12	2018	12	0	29	11:00:29	-0.54	-1.97
2	12	2018	12	0	39	11:00:39	-0.6	-1.98
2	12	2018	12	0	49	11:00:49	-0.79	-2.13
2	12	2018	12	0	59	11:00:59	-1.05	-1.55
2	12	2018	12	1	9	11:01:09	-1.07	-1.21
2	12	2018	12	1	19	11:01:19	-1.21	-0.44
2	12	2018	12	1	29	11:01:29	-1.33	-0.21
2	12	2018	12	1	39	11:01:39	-1.19	-0.48
2	12	2018	12	1	49	11:01:49	-1.07	-0.69
2	12	2018	12	1	59	11:01:59	-0.92	-0.67
2	12	2018	12	2	9	11:02:09	-0.88	-0.84
2	12	2018	12	2	19	11:02:19	-0.91	-0.91
2	12	2018	12	2	29	11:02:29	-0.81	-0.42
2	12	2018	12	2	39	11:02:39	-0.71	-1
2	12	2018	12	2	49	11:02:49	-0.62	-1.24
2	12	2018	12	2	59	11:02:59	-0.53	-1.29
2	12	2018	12	3	9	11:03:09	-0.51	-1.18
2	12	2018	12	3	19	11:03:19	-0.39	-0.88
2	12	2018	12	3	29	11:03:29	-0.48	-0.82

month	day	year	hour	minute	sec	time	subslab/ambient (Pa)	ambient/outdoor (Pa)
2	12	2018	12	3	39	11:03:39	-0.49	-0.72
2	12	2018	12	3	49	11:03:49	-0.55	-0.52
2	12	2018	12	3	59	11:03:59	-0.7	-0.61
2	12	2018	12	4	9	11:04:09	-0.89	-0.89
2	12	2018	12	4	19	11:04:19	-1.07	-0.3
2	12	2018	12	4	29	11:04:29	-1.2	0.51
2	12	2018	12	4	39	11:04:39	-1.25	0.68
2	12	2018	12	4	49	11:04:49	-1.29	0.58
2	12	2018	12	4	59	11:04:59	-1.15	0.01
2	12	2018	12	5	9	11:05:09	-1.26	0.19
2	12	2018	12	5	19	11:05:19	-1.14	-0.08
2	12	2018	12	5	29	11:05:29	-1.09	-0.41
2	12	2018	12	5	39	11:05:39	-1.03	0
2	12	2018	12	5	49	11:05:49	-0.84	-0.31
2	12	2018	12	5	59	11:05:59	-0.71	-0.75
2	12	2018	12	6	9	11:06:09	-0.68	-0.94
2	12	2018	12	6	19	11:06:19	-0.64	-0.82
2	12	2018	12	6	29	11:06:29	-0.7	-0.74
2	12	2018	12	6	39	11:06:39	-0.72	-0.94
2	12	2018	12	6	49	11:06:49	-0.89	-0.94
2	12	2018	12	6	59	11:06:59	-1.04	-0.16
2	12	2018	12	7	9	11:07:09	-1.06	-1.05
2	12	2018	12	7	19	11:07:19	-0.99	-1.42
2	12	2018	12	7	29	11:07:29	-1.19	-0.74
2	12	2018	12	7	39	11:07:39	-1.02	-0.77
2	12	2018	12	7	49	11:07:49	-0.84	-1.05
2	12	2018	12	7	59	11:07:59	-0.79	-0.68
2	12	2018	12	8	9	11:08:09	-0.72	-0.49
2	12	2018	12	8	19	11:08:19	-0.65	-1
2	12	2018	12	8	29	11:08:29	-0.98	-0.32
2	12	2018	12	8	39	11:08:39	-1.1	-0.1
2	12	2018	12	8	49	11:08:49	-1.02	-0.82
2	12	2018	12	8	59	11:08:59	-0.9	-0.49
2	12	2018	12	9	9	11:09:09	-0.94	-0.31
2	12	2018	12	9	19	11:09:19	-1	-0.61
2	12	2018	12	9	29	11:09:29	-0.9	-0.49
2	12	2018	12	9	39	11:09:39	-0.85	-0.63
2	12	2018	12	9	49	11:09:49	-0.78	-1.25
2	12	2018	12	9	59	11:09:59	-0.69	-1.16
2	12	2018	12	10	9	11:10:09	-0.77	-1.71
2	12	2018	12	10	19	11:10:19	-0.82	-1.27
2	12	2018	12	10	29	11:10:29	-0.85	-1.58
2	12	2018	12	10	39	11:10:39	-0.94	-1.44
2	12	2018	12	10	49	11:10:49	-1.18	-0.73
2	12	2018	12	10	59	11:10:59	-1.39	-1.06
2	12	2018	12	11	9	11:11:09	-1.47	-1.24
2	12	2018	12	11	19	11:11:19	-1.52	-1.14
2	12	2018	12	11	29	11:11:29	-1.42	-0.96
2	12	2018	12	11	39	11:11:39	-1.46	-0.6
2	12	2018	12	11	49	11:11:49	-1.41	-0.57
2	12	2018	12	11	59	11:11:59	-1.32	-0.38
2	12	2018	12	12	9	11:12:09	-1.15	0.07
2	12	2018	12	12	19	11:12:19	-1.39	0.81
2	12	2018	12	12	29	11:12:29	-1.44	0.96

month	day	year	hour	minute	sec	time	subslab/ambient (Pa)	ambient/outdoor (Pa)
2	12	2018	12	12	39	11:12:39	-1.18	-0.59
2	12	2018	12	12	49	11:12:49	-0.95	-0.87
2	12	2018	12	12	59	11:12:59	-1	-0.99
2	12	2018	12	13	9	11:13:09	-0.92	-1.03
2	12	2018	12	13	19	11:13:19	-0.78	-1.19
2	12	2018	12	13	29	11:13:29	-0.85	-1.89
2	12	2018	12	13	39	11:13:39	-0.79	-1.51
2	12	2018	12	13	49	11:13:49	-0.64	-0.45
2	12	2018	12	13	59	11:13:59	-0.98	-0.69
2	12	2018	12	14	9	11:14:09	-0.77	0.1
2	12	2018	12	14	19	11:14:19	-0.84	-0.29
2	12	2018	12	14	29	11:14:29	-0.99	-0.29
2	12	2018	12	14	39	11:14:39	-0.87	-0.38
2	12	2018	12	14	49	11:14:49	-0.69	-0.38
2	12	2018	12	14	59	11:14:59	-0.44	-2.74
2	12	2018	12	15	9	11:15:09	-0.33	0.55
2	12	2018	12	15	19	11:15:19	-0.54	-2.33
2	12	2018	12	15	29	11:15:29	-0.24	-2.74
2	12	2018	12	15	39	11:15:39	-0.33	-3.34
2	12	2018	12	15	49	11:15:49	-0.46	-3.69
2	12	2018	12	15	59	11:15:59	-0.53	-2.95
2	12	2018	12	16	9	11:16:09	-0.58	-2.04
2	12	2018	12	16	19	11:16:19	-0.76	-1.03
2	12	2018	12	16	29	11:16:29	-0.85	-0.61
2	12	2018	12	16	39	11:16:39	-0.96	-0.55
2	12	2018	12	16	49	11:16:49	-0.89	-1.37
2	12	2018	12	16	59	11:16:59	-0.64	-2.18
2	12	2018	12	17	9	11:17:09	-0.35	-2.92
2	12	2018	12	17	19	11:17:19	-0.45	-3.82
2	12	2018	12	17	29	11:17:29	-0.26	-3.4
2	12	2018	12	17	39	11:17:39	-0.2	-2.64
2	12	2018	12	17	49	11:17:49	-0.5	-1.63
2	12	2018	12	17	59	11:17:59	-0.71	-1.65
2	12	2018	12	18	9	11:18:09	-1.03	-1.08
2	12	2018	12	18	19	11:18:19	-1.04	-1.09
2	12	2018	12	18	29	11:18:29	-1.01	-0.3
2	12	2018	12	18	39	11:18:39	-0.9	0.44
2	12	2018	12	18	49	11:18:49	-0.55	0.97
2	12	2018	12	18	59	11:18:59	-0.78	2.02
2	12	2018	12	19	9	11:19:09	-0.99	1.42
2	12	2018	12	19	19	11:19:19	-0.61	0.29
2	12	2018	12	19	29	11:19:29	-0.67	-0.16
2	12	2018	12	19	39	11:19:39	-0.9	-0.35
2	12	2018	12	19	49	11:19:49	-0.86	-0.65
2	12	2018	12	19	59	11:19:59	-0.92	-0.22
2	12	2018	12	20	9	11:20:09	-1.02	-0.49
2	12	2018	12	20	19	11:20:19	-1.05	-0.12
2	12	2018	12	20	29	11:20:29	-0.98	-0.21
2	12	2018	12	20	39	11:20:39	-1.11	-0.43
2	12	2018	12	20	49	11:20:49	-1.24	-0.86
2	12	2018	12	20	59	11:20:59	-1.28	-0.22
2	12	2018	12	21	9	11:21:09	-1.21	-0.06
2	12	2018	12	21	19	11:21:19	-1.17	0.2
2	12	2018	12	21	29	11:21:29	-1.32	0.49

month	day	year	hour	minute	sec	time	subslab/ambient (Pa)	ambient/outdoor (Pa)
2	12	2018	12	21	39	11:21:39	-1.34	0.28
2	12	2018	12	21	49	11:21:49	-0.96	-0.77
2	12	2018	12	21	59	11:21:59	-0.68	-1.28
2	12	2018	12	22	9	11:22:09	-0.68	-1.22
2	12	2018	12	22	19	11:22:19	-0.66	-1.32
2	12	2018	12	22	29	11:22:29	-0.71	-0.71
2	12	2018	12	22	39	11:22:39	-0.81	-0.11
2	12	2018	12	22	49	11:22:49	-1.04	-0.89
2	12	2018	12	22	59	11:22:59	-1.17	-1.35
2	12	2018	12	23	9	11:23:09	-1.13	-0.97
2	12	2018	12	23	19	11:23:19	-1.17	-0.77
2	12	2018	12	23	29	11:23:29	-0.98	-0.56
2	12	2018	12	23	39	11:23:39	-0.96	0.04
2	12	2018	12	23	49	11:23:49	-0.95	-0.36
2	12	2018	12	23	59	11:23:59	-0.84	-0.87
2	12	2018	12	24	9	11:24:09	-0.73	-1.2
2	12	2018	12	24	19	11:24:19	-0.67	-0.77
2	12	2018	12	24	29	11:24:29	-0.73	0.02
2	12	2018	12	24	39	11:24:39	-0.68	0.17
2	12	2018	12	24	49	11:24:49	-0.84	-0.21
2	12	2018	12	24	59	11:24:59	-0.83	-0.88
2	12	2018	12	25	9	11:25:09	-0.5	-0.87
2	12	2018	12	25	19	11:25:19	-0.47	-0.7
2	12	2018	12	25	29	11:25:29	-0.19	-0.99
2	12	2018	12	25	39	11:25:39	-0.2	-1.06
2	12	2018	12	25	49	11:25:49	-0.33	-1.09
2	12	2018	12	25	59	11:25:59	0.14	-1.58
2	12	2018	12	26	9	11:26:09	0.76	-2.68
2	12	2018	12	26	19	11:26:19	0.91	-2.71
2	12	2018	12	26	29	11:26:29	0.12	-1.15
2	12	2018	12	26	39	11:26:39	-0.25	0.22
2	12	2018	12	26	49	11:26:49	-0.42	0.17
2	12	2018	12	26	59	11:26:59	-0.57	-1.32
2	12	2018	12	27	9	11:27:09	-0.61	-2.02
2	12	2018	12	27	19	11:27:19	-0.62	-0.81
2	12	2018	12	27	29	11:27:29	-0.57	-1.02
2	12	2018	12	27	39	11:27:39	-0.93	-0.65
2	12	2018	12	27	49	11:27:49	-0.94	-0.27
2	12	2018	12	27	59	11:27:59	-0.81	0.55
2	12	2018	12	28	9	11:28:09	-1.17	0.9
2	12	2018	12	28	19	11:28:19	-1.06	-0.06
2	12	2018	12	28	29	11:28:29	-0.71	-1.21
2	12	2018	12	28	39	11:28:39	-0.66	-0.54
2	12	2018	12	28	49	11:28:49	-0.93	-0.6
2	12	2018	12	28	59	11:28:59	-0.76	-0.49
2	12	2018	12	29	9	11:29:09	-0.76	-0.27
2	12	2018	12	29	19	11:29:19	-0.74	-0.42
2	12	2018	12	29	29	11:29:29	-0.93	-0.4
2	12	2018	12	29	39	11:29:39	-0.8	0.05
2	12	2018	12	29	49	11:29:49	-0.67	0.56
2	12	2018	12	29	59	11:29:59	-0.96	-0.22
2	12	2018	12	30	9	11:30:09	-0.85	-0.33
2	12	2018	12	30	19	11:30:19	-1.09	1.35
2	12	2018	12	30	29	11:30:29	-0.84	1.17

month	day	year	hour	minute	sec	time	subslab/ambient (Pa)	ambient/outdoor (Pa)
2	12	2018	12	30	39	11:30:39	-1.01	1.11
2	12	2018	12	30	49	11:30:49	-1.05	0.46
2	12	2018	12	30	59	11:30:59	-0.86	-1.34
2	12	2018	12	31	9	11:31:09	-0.82	-1.67
2	12	2018	12	31	19	11:31:19	-0.83	-1.54
2	12	2018	12	31	29	11:31:29	-1.28	-1.09
2	12	2018	12	31	39	11:31:39	-1.22	-0.3
2	12	2018	12	31	49	11:31:49	-1.36	0.39
2	12	2018	12	31	59	11:31:59	-1.28	-0.09
2	12	2018	12	32	9	11:32:09	-0.85	-0.59
2	12	2018	12	32	19	11:32:19	-0.63	0
2	12	2018	12	32	29	11:32:29	-0.46	0.58
2	12	2018	12	32	39	11:32:39	-0.41	-0.56
2	12	2018	12	32	49	11:32:49	-0.32	-1.41
2	12	2018	12	32	59	11:32:59	-0.15	-1.7
2	12	2018	12	33	9	11:33:09	-0.36	-1.61
2	12	2018	12	33	19	11:33:19	-0.46	-1.73
2	12	2018	12	33	29	11:33:29	-0.49	-1.53
2	12	2018	12	33	39	11:33:39	-0.26	-1.29
2	12	2018	12	33	49	11:33:49	-0.32	-1.22
2	12	2018	12	33	59	11:33:59	-0.52	-0.75
2	12	2018	12	34	9	11:34:09	-0.97	-0.1
2	12	2018	12	34	19	11:34:19	-0.97	0.72
2	12	2018	12	34	29	11:34:29	-0.82	0.63
2	12	2018	12	34	39	11:34:39	-0.56	1.05
2	12	2018	12	34	49	11:34:49	-0.81	-0.17
2	12	2018	12	34	59	11:34:59	-0.94	0.34
2	12	2018	12	35	9	11:35:09	-1.11	0.97
2	12	2018	12	35	19	11:35:19	-1.21	-0.95
2	12	2018	12	35	29	11:35:29	-1.02	1.3
2	12	2018	12	35	39	11:35:39	-1.28	1.6
2	12	2018	12	35	49	11:35:49	-1.29	1.31
2	12	2018	12	35	59	11:35:59	-1.34	0.84
2	12	2018	12	36	9	11:36:09	-1.22	-0.41
2	12	2018	12	36	19	11:36:19	-0.83	0.24
2	12	2018	12	36	29	11:36:29	-1.11	0.09
2	12	2018	12	36	39	11:36:39	-1.67	0.03
2	12	2018	12	36	49	11:36:49	-1.55	-0.45
2	12	2018	12	36	59	11:36:59	-1.29	-1.13
2	12	2018	12	37	9	11:37:09	-1.08	-0.56
2	12	2018	12	37	19	11:37:19	-1.1	0.88
2	12	2018	12	37	29	11:37:29	-0.97	3.4
2	12	2018	12	37	39	11:37:39	-0.82	3.82
2	12	2018	12	37	49	11:37:49	-0.54	2.01
2	12	2018	12	37	59	11:37:59	-0.67	1.25
2	12	2018	12	38	9	11:38:09	-0.86	0.14
2	12	2018	12	38	19	11:38:19	-1.08	-0.03
2	12	2018	12	38	29	11:38:29	-1.27	0
2	12	2018	12	38	39	11:38:39	-1.22	-0.75
2	12	2018	12	38	49	11:38:49	-1.14	-0.75
2	12	2018	12	38	59	11:38:59	-1.18	-1.07
2	12	2018	12	39	9	11:39:09	-1.12	-0.49
2	12	2018	12	39	19	11:39:19	-1.1	0.86
2	12	2018	12	39	29	11:39:29	-0.76	1.38

month	day	year	hour	minute	sec	time	subslab/ambient (Pa)	ambient/outdoor (Pa)
2	12	2018	12	39	39	11:39:39	-0.68	0.75
2	12	2018	12	39	49	11:39:49	-0.89	-0.13
2	12	2018	12	39	59	11:39:59	-1.03	0.14
2	12	2018	12	40	9	11:40:09	-1.13	0.4
2	12	2018	12	40	19	11:40:19	-1.12	0.98
2	12	2018	12	40	29	11:40:29	-1.07	0.91
2	12	2018	12	40	39	11:40:39	-1.13	0.52
2	12	2018	12	40	49	11:40:49	-1.27	0.52
2	12	2018	12	40	59	11:40:59	-1.2	0.86
2	12	2018	12	41	9	11:41:09	-1.35	1.18
2	12	2018	12	41	19	11:41:19	-0.91	0.29
2	12	2018	12	41	29	11:41:29	-1.16	-0.19
2	12	2018	12	41	39	11:41:39	-1.38	0.11
2	12	2018	12	41	49	11:41:49	-1.03	-0.19
2	12	2018	12	41	59	11:41:59	-0.74	-0.14
2	12	2018	12	42	9	11:42:09	-0.43	-0.25
2	12	2018	12	42	19	11:42:19	-0.34	-0.35
2	12	2018	12	42	29	11:42:29	-0.51	-0.16
2	12	2018	12	42	39	11:42:39	-0.42	-0.46
2	12	2018	12	42	49	11:42:49	-0.41	-0.36
2	12	2018	12	42	59	11:42:59	-0.48	-0.72
2	12	2018	12	43	9	11:43:09	-0.51	-0.77
2	12	2018	12	43	19	11:43:19	-0.61	-1
2	12	2018	12	43	29	11:43:29	-0.91	-0.63
2	12	2018	12	43	39	11:43:39	-0.93	-0.56
2	12	2018	12	43	49	11:43:49	-0.75	-0.58
2	12	2018	12	43	59	11:43:59	-0.42	-0.37
2	12	2018	12	44	9	11:44:09	-0.08	-1.1
2	12	2018	12	44	19	11:44:19	-0.05	-1.8
2	12	2018	12	44	29	11:44:29	-0.05	-1.72
2	12	2018	12	44	39	11:44:39	-0.11	-1.44
2	12	2018	12	44	49	11:44:49	-0.1	-1.3
2	12	2018	12	44	59	11:44:59	0.08	-1.84
2	12	2018	12	45	9	11:45:09	0.38	-2.86
2	12	2018	12	45	19	11:45:19	0.45	-1.12
2	12	2018	12	45	29	11:45:29	0.27	-0.72
2	12	2018	12	45	39	11:45:39	0.09	-0.41
2	12	2018	12	45	49	11:45:49	-0.12	-0.13
2	12	2018	12	45	59	11:45:59	-0.46	0.42
2	12	2018	12	46	9	11:46:09	-0.82	0.37
2	12	2018	12	46	19	11:46:19	-1.03	-0.11
2	12	2018	12	46	29	11:46:29	-1.09	-0.86
2	12	2018	12	46	39	11:46:39	-0.84	-0.41
2	12	2018	12	46	49	11:46:49	-0.82	-0.46
2	12	2018	12	46	59	11:46:59	-1.19	-0.01
2	12	2018	12	47	9	11:47:09	-1.5	0.54
2	12	2018	12	47	19	11:47:19	-1.49	0.86
2	12	2018	12	47	29	11:47:29	-1.44	0.53
2	12	2018	12	47	39	11:47:39	-1.38	-0.08
2	12	2018	12	47	49	11:47:49	-1.42	-0.82
2	12	2018	12	47	59	11:47:59	-1.17	-1.04
2	12	2018	12	48	9	11:48:09	-0.88	-1.5
2	12	2018	12	48	19	11:48:19	-0.68	-2.1
2	12	2018	12	48	29	11:48:29	-0.38	-2.14

month	day	year	hour	minute	sec	time	subslab/ambient (Pa)	ambient/outdoor (Pa)
2	12	2018	12	48	39	11:48:39	-0.38	-1.23
2	12	2018	12	48	49	11:48:49	-0.4	-1.02
2	12	2018	12	48	59	11:48:59	-0.58	-0.22
2	12	2018	12	49	9	11:49:09	-0.74	-0.15
2	12	2018	12	49	19	11:49:19	-0.85	-0.71
2	12	2018	12	49	29	11:49:29	-0.95	-0.41
2	12	2018	12	49	39	11:49:39	-0.89	-0.8
2	12	2018	12	49	49	11:49:49	-0.73	-0.99
2	12	2018	12	49	59	11:49:59	-0.55	-1.33
2	12	2018	12	50	9	11:50:09	-0.76	-1.05
2	12	2018	12	50	19	11:50:19	-0.83	-1.08
2	12	2018	12	50	29	11:50:29	-1	-0.8
2	12	2018	12	50	39	11:50:39	-0.94	-0.45
2	12	2018	12	50	49	11:50:49	-0.92	-0.33
2	12	2018	12	50	59	11:50:59	-0.92	0.09
2	12	2018	12	51	9	11:51:09	-0.79	0.51
2	12	2018	12	51	19	11:51:19	-0.88	0.61
2	12	2018	12	51	29	11:51:29	-0.63	-0.23
2	12	2018	12	51	39	11:51:39	-0.59	-0.74
2	12	2018	12	51	49	11:51:49	-0.61	-0.92
2	12	2018	12	51	59	11:51:59	-0.44	-1.32
2	12	2018	12	52	9	11:52:09	-0.22	-1.38
2	12	2018	12	52	19	11:52:19	-0.34	-1.71
2	12	2018	12	52	29	11:52:29	-0.44	-1.23
2	12	2018	12	52	39	11:52:39	-0.4	-1.02
2	12	2018	12	52	49	11:52:49	-0.41	-0.79
2	12	2018	12	52	59	11:52:59	-0.34	-0.59
2	12	2018	12	53	9	11:53:09	-0.4	-0.33
2	12	2018	12	53	19	11:53:19	-0.31	-0.34
2	12	2018	12	53	29	11:53:29	-0.41	0.05
2	12	2018	12	53	39	11:53:39	-0.37	0.11
2	12	2018	12	53	49	11:53:49	-0.52	-0.05
2	12	2018	12	53	59	11:53:59	-0.59	-0.25
2	12	2018	12	54	9	11:54:09	-0.61	-0.25
2	12	2018	12	54	19	11:54:19	-0.48	-0.52
2	12	2018	12	54	29	11:54:29	-0.54	0
2	12	2018	12	54	39	11:54:39	-0.6	-0.03
2	12	2018	12	54	49	11:54:49	-0.69	0.04
2	12	2018	12	54	59	11:54:59	-0.63	0.02
2	12	2018	12	55	9	11:55:09	-0.76	-0.13
2	12	2018	12	55	19	11:55:19	-0.98	0.22
2	12	2018	12	55	29	11:55:29	-0.54	-0.07
2	12	2018	12	55	39	11:55:39	-0.14	-0.98
2	12	2018	12	55	49	11:55:49	-0.31	-0.83
2	12	2018	12	55	59	11:55:59	-0.17	0.46
2	12	2018	12	56	9	11:56:09	-0.44	1.14
2	12	2018	12	56	19	11:56:19	-0.45	0.78
2	12	2018	12	56	29	11:56:29	-0.36	0.31
2	12	2018	12	56	39	11:56:39	-0.58	0.71
2	12	2018	12	56	49	11:56:49	-0.34	2.24
2	12	2018	12	56	59	11:56:59	-0.14	1.73
2	12	2018	12	57	9	11:57:09	-0.02	0.71
2	12	2018	12	57	19	11:57:19	0.03	-0.04
2	12	2018	12	57	29	11:57:29	0.05	0.69

month	day	year	hour	minute	sec	time	subslab/ambient (Pa)	ambient/outdoor (Pa)
2	12	2018	12	57	39	11:57:39	0.03	1.39
2	12	2018	12	57	49	11:57:49	0.32	0.08
2	12	2018	12	57	59	11:57:59	0.23	-0.21
2	12	2018	12	58	9	11:58:09	0.04	0.47
2	12	2018	12	58	19	11:58:19	-0.27	1.59
2	12	2018	12	58	29	11:58:29	0.39	0.34
2	12	2018	12	58	39	11:58:39	1.01	-0.18
2	12	2018	12	58	49	11:58:49	1.02	0.09
2	12	2018	12	58	59	11:58:59	0.68	-0.96
2	12	2018	12	59	9	11:59:09	0.93	-2.37
2	12	2018	12	59	19	11:59:19	0.7	-2.34
2	12	2018	12	59	29	11:59:29	0.73	-3.24
2	12	2018	12	59	39	11:59:39	0.41	-1.42
2	12	2018	12	59	49	11:59:49	-0.21	0.67
2	12	2018	12	59	59	11:59:59	-0.75	1.51
2	12	2018	13	0	9	12:00:09	-0.9	2.05
2	12	2018	13	0	19	12:00:19	-0.5	0.36
2	12	2018	13	0	29	12:00:29	-0.59	0.38
2	12	2018	13	0	39	12:00:39	-0.96	1.34
2	12	2018	13	0	49	12:00:49	-1.35	1.84
2	12	2018	13	0	59	12:00:59	-1.17	1.83
2	12	2018	13	1	9	12:01:09	-0.97	1.14
2	12	2018	13	1	19	12:01:19	-1.05	1.29
2	12	2018	13	1	29	12:01:29	-0.91	-0.09
2	12	2018	13	1	39	12:01:39	-0.67	-1.11
2	12	2018	13	1	49	12:01:49	-0.62	-1.09
2	12	2018	13	1	59	12:01:59	-0.89	-0.4
2	12	2018	13	2	9	12:02:09	-1.11	-0.01
2	12	2018	13	2	19	12:02:19	-0.91	-0.63
2	12	2018	13	2	29	12:02:29	-0.92	-0.52
2	12	2018	13	2	39	12:02:39	-0.91	0.25
2	12	2018	13	2	49	12:02:49	-0.47	1.01
2	12	2018	13	2	59	12:02:59	-0.5	1.01
2	12	2018	13	3	9	12:03:09	-0.33	-0.86
2	12	2018	13	3	19	12:03:19	-0.43	-0.93
2	12	2018	13	3	29	12:03:29	-0.57	-0.14
2	12	2018	13	3	39	12:03:39	-0.85	-0.15
2	12	2018	13	3	49	12:03:49	-0.5	-0.61
2	12	2018	13	3	59	12:03:59	-0.04	-1.23
2	12	2018	13	4	9	12:04:09	0.34	-0.86
2	12	2018	13	4	19	12:04:19	-0.04	0.22
2	12	2018	13	4	29	12:04:29	-0.47	0.7
2	12	2018	13	4	39	12:04:39	-0.58	-0.09
2	12	2018	13	4	49	12:04:49	-0.36	-0.16
2	12	2018	13	4	59	12:04:59	-0.19	0.96
2	12	2018	13	5	9	12:05:09	-0.27	0.74
2	12	2018	13	5	19	12:05:19	-0.31	0.68
2	12	2018	13	5	29	12:05:29	-0.35	0.75
2	12	2018	13	5	39	12:05:39	-0.28	0.03
2	12	2018	13	5	49	12:05:49	-0.26	0.58
2	12	2018	13	5	59	12:05:59	-0.19	0.85
2	12	2018	13	6	9	12:06:09	-0.34	1.78
2	12	2018	13	6	19	12:06:19	-0.65	2.04
2	12	2018	13	6	29	12:06:29	-0.98	1.43

month	day	year	hour	minute	sec	time	subslab/ambient (Pa)	ambient/outdoor (Pa)
2	12	2018	13	6	39	12:06:39	-0.84	1.55
2	12	2018	13	6	49	12:06:49	-0.73	0.82
2	12	2018	13	6	59	12:06:59	-0.68	0.65
2	12	2018	13	7	9	12:07:09	-1	0.74
2	12	2018	13	7	19	12:07:19	-1.08	0.29
2	12	2018	13	7	29	12:07:29	-1.13	1.53
2	12	2018	13	7	39	12:07:39	-0.98	1.52
2	12	2018	13	7	49	12:07:49	-1.07	1.7
2	12	2018	13	7	59	12:07:59	-0.85	2.69
2	12	2018	13	8	9	12:08:09	-0.7	1.15
2	12	2018	13	8	19	12:08:19	-0.38	0.17
2	12	2018	13	8	29	12:08:29	-0.21	0.24
2	12	2018	13	8	39	12:08:39	-0.42	0.67
2	12	2018	13	8	49	12:08:49	-0.62	1.16
2	12	2018	13	8	59	12:08:59	-0.6	0.22
2	12	2018	13	9	9	12:09:09	-0.38	-0.28
2	12	2018	13	9	19	12:09:19	0.13	-0.69
2	12	2018	13	9	29	12:09:29	0.55	-0.14
2	12	2018	13	9	39	12:09:39	0.48	-0.06
2	12	2018	13	9	49	12:09:49	0.54	-0.25
2	12	2018	13	9	59	12:09:59	0.39	-0.4
2	12	2018	13	10	9	12:10:09	0.25	-0.59
2	12	2018	13	10	19	12:10:19	-0.03	-0.49
2	12	2018	13	10	29	12:10:29	-0.28	-0.51
2	12	2018	13	10	39	12:10:39	-0.36	-0.44
2	12	2018	13	10	49	12:10:49	-0.47	0.3
2	12	2018	13	10	59	12:10:59	-0.55	0.52
2	12	2018	13	11	9	12:11:09	-0.21	-0.01
2	12	2018	13	11	19	12:11:19	-0.03	0.51
2	12	2018	13	11	29	12:11:29	-0.13	0.06
2	12	2018	13	11	39	12:11:39	-0.05	1.52
2	12	2018	13	11	49	12:11:49	-0.16	1.29
2	12	2018	13	11	59	12:11:59	0.04	0.65
2	12	2018	13	12	9	12:12:09	0.11	0.79
2	12	2018	13	12	19	12:12:19	0.14	0.59
2	12	2018	13	12	29	12:12:29	0.11	0.77
2	12	2018	13	12	39	12:12:39	0.03	0.29
2	12	2018	13	12	49	12:12:49	-0.05	-0.43
2	12	2018	13	12	59	12:12:59	-0.19	-0.65
2	12	2018	13	13	9	12:13:09	-0.46	-0.5
2	12	2018	13	13	19	12:13:19	-0.36	-0.95
2	12	2018	13	13	29	12:13:29	-0.19	-0.38
2	12	2018	13	13	39	12:13:39	-0.41	-0.28
2	12	2018	13	13	49	12:13:49	-0.36	1.06
2	12	2018	13	13	59	12:13:59	-0.53	0.87
2	12	2018	13	14	9	12:14:09	-0.36	0.52
2	12	2018	13	14	19	12:14:19	-0.28	-0.12
2	12	2018	13	14	29	12:14:29	-0.59	0.52
2	12	2018	13	14	39	12:14:39	-0.49	-0.03
2	12	2018	13	14	49	12:14:49	-0.42	-0.93
2	12	2018	13	14	59	12:14:59	-0.56	0.7
2	12	2018	13	15	9	12:15:09	-0.55	0.28
2	12	2018	13	15	19	12:15:19	-0.61	0.34
2	12	2018	13	15	29	12:15:29	-0.58	-0.26

month	day	year	hour	minute	sec	time	subslab/ambient (Pa)	ambient/outdoor (Pa)
2	12	2018	13	15	39	12:15:39	-0.31	-1.31
2	12	2018	13	15	49	12:15:49	-0.13	-1.39
2	12	2018	13	15	59	12:15:59	-0.25	-0.81
2	12	2018	13	16	9	12:16:09	-0.1	-0.93
2	12	2018	13	16	19	12:16:19	0.13	-1.19
2	12	2018	13	16	29	12:16:29	0.11	-1.09
2	12	2018	13	16	39	12:16:39	0.03	-0.76
2	12	2018	13	16	49	12:16:49	0.17	-1.02
2	12	2018	13	16	59	12:16:59	0.41	-1.42
2	12	2018	13	17	9	12:17:09	0.52	-1.33
2	12	2018	13	17	19	12:17:19	0.55	-1.2
2	12	2018	13	17	29	12:17:29	0.5	-0.88
2	12	2018	13	17	39	12:17:39	0.65	-1.24
2	12	2018	13	17	49	12:17:49	0.98	-0.52
2	12	2018	13	17	59	12:17:59	0.72	-0.59
2	12	2018	13	18	9	12:18:09	0.28	-0.41
2	12	2018	13	18	19	12:18:19	0.26	-0.74
2	12	2018	13	18	29	12:18:29	0.4	-1.93
2	12	2018	13	18	39	12:18:39	0.23	-0.89
2	12	2018	13	18	49	12:18:49	-0.04	-0.6
2	12	2018	13	18	59	12:18:59	-0.14	-0.83
2	12	2018	13	19	9	12:19:09	-0.15	-0.44
2	12	2018	13	19	19	12:19:19	0.37	-0.62
2	12	2018	13	19	29	12:19:29	0.77	1.29
2	12	2018	13	19	39	12:19:39	0.8	-0.4
2	12	2018	13	19	49	12:19:49	0.71	-0.95
2	12	2018	13	19	59	12:19:59	0.34	-1
2	12	2018	13	20	9	12:20:09	-0.01	-0.9
2	12	2018	13	20	19	12:20:19	-0.4	-0.04
2	12	2018	13	20	29	12:20:29	-1.05	0.47
2	12	2018	13	20	39	12:20:39	-0.8	0.78
2	12	2018	13	20	49	12:20:49	-0.83	1.74
2	12	2018	13	20	59	12:20:59	-0.99	2.16
2	12	2018	13	21	9	12:21:09	-1.34	3.33
2	12	2018	13	21	19	12:21:19	-1.22	2.33
2	12	2018	13	21	29	12:21:29	-0.81	1.56
2	12	2018	13	21	39	12:21:39	-0.85	0.43
2	12	2018	13	21	49	12:21:49	-0.87	1.28
2	12	2018	13	21	59	12:21:59	-0.93	1.99
2	12	2018	13	22	9	12:22:09	-0.69	1.77
2	12	2018	13	22	19	12:22:19	-0.66	0.34
2	12	2018	13	22	29	12:22:29	-0.21	-0.41
2	12	2018	13	22	39	12:22:39	-0.48	-0.61
2	12	2018	13	22	49	12:22:49	-0.95	0.85
2	12	2018	13	22	59	12:22:59	-1.48	1.25
2	12	2018	13	23	9	12:23:09	-1.85	1.18
2	12	2018	13	23	19	12:23:19	-1.16	0.87
2	12	2018	13	23	29	12:23:29	-1.52	2.25
2	12	2018	13	23	39	12:23:39	-1.53	1.01
2	12	2018	13	23	49	12:23:49	-1.02	0.66
2	12	2018	13	23	59	12:23:59	-1.12	0.57
2	12	2018	13	24	9	12:24:09	-1.59	1.33
2	12	2018	13	24	19	12:24:19	-1.56	1.41
2	12	2018	13	24	29	12:24:29	-1.46	1.69

month	day	year	hour	minute	sec	time	subslab/ambient (Pa)	ambient/outdoor (Pa)
2	12	2018	13	24	39	12:24:39	-1.51	1.19
2	12	2018	13	24	49	12:24:49	-1.29	0.19
2	12	2018	13	24	59	12:24:59	-1.14	-0.24
2	12	2018	13	25	9	12:25:09	-1.18	-0.3
2	12	2018	13	25	19	12:25:19	-1.34	-0.38
2	12	2018	13	25	29	12:25:29	-1.25	-0.1
2	12	2018	13	25	39	12:25:39	-1.45	0.18
2	12	2018	13	25	49	12:25:49	-1.43	-0.13
2	12	2018	13	25	59	12:25:59	-0.89	-1.17
2	12	2018	13	26	9	12:26:09	-1.24	-1.13
2	12	2018	13	26	19	12:26:19	-1.59	-1.2
2	12	2018	13	26	29	12:26:29	-1.65	-0.83
2	12	2018	13	26	39	12:26:39	-1.65	-0.82
2	12	2018	13	26	49	12:26:49	-1.51	-0.3
2	12	2018	13	26	59	12:26:59	-1.56	-0.54
2	12	2018	13	27	9	12:27:09	-1.83	-0.35
2	12	2018	13	27	19	12:27:19	-1.59	-0.07
2	12	2018	13	27	29	12:27:29	-0.92	-0.66
2	12	2018	13	27	39	12:27:39	-1.42	0.04
2	12	2018	13	27	49	12:27:49	-1.34	-0.2
2	12	2018	13	27	59	12:27:59	-1.02	-0.68
2	12	2018	13	28	9	12:28:09	-1.12	-1.33
2	12	2018	13	28	19	12:28:19	-1.03	1.18
2	12	2018	13	28	29	12:28:29	-1.06	1.41
2	12	2018	13	28	39	12:28:39	-1.08	0.7
2	12	2018	13	28	49	12:28:49	-0.68	1.44
2	12	2018	13	28	59	12:28:59	-0.94	1.67
2	12	2018	13	29	9	12:29:09	-1.19	2.48
2	12	2018	13	29	19	12:29:19	-1.24	2.62
2	12	2018	13	29	29	12:29:29	-0.99	2
2	12	2018	13	29	39	12:29:39	-0.98	2.39
2	12	2018	13	29	49	12:29:49	-0.86	3.07
2	12	2018	13	29	59	12:29:59	-0.51	0.72
2	12	2018	13	30	9	12:30:09	-0.09	-0.81
2	12	2018	13	30	19	12:30:19	-0.06	-0.07
2	12	2018	13	30	29	12:30:29	-0.48	0.74
2	12	2018	13	30	39	12:30:39	-0.81	0.89
2	12	2018	13	30	49	12:30:49	-1.14	1.75
2	12	2018	13	30	59	12:30:59	-1.59	2.03
2	12	2018	13	31	9	12:31:09	-1.23	1.72
2	12	2018	13	31	19	12:31:19	-1.23	3.43
2	12	2018	13	31	29	12:31:29	-1.15	3.2
2	12	2018	13	31	39	12:31:39	-0.44	2.16
2	12	2018	13	31	49	12:31:49	-0.5	2.91
2	12	2018	13	31	59	12:31:59	-0.83	2.96
2	12	2018	13	32	9	12:32:09	-0.51	2.13
2	12	2018	13	32	19	12:32:19	-0.66	1.07
2	12	2018	13	32	29	12:32:29	-0.44	1.49
2	12	2018	13	32	39	12:32:39	-0.03	-1.21
2	12	2018	13	32	49	12:32:49	0.23	-1.27
2	12	2018	13	32	59	12:32:59	-0.06	-0.77
2	12	2018	13	33	9	12:33:09	-0.12	0.49
2	12	2018	13	33	19	12:33:19	-0.45	2.05
2	12	2018	13	33	29	12:33:29	-0.17	1.65

month	day	year	hour	minute	sec	time	subslab/ambient (Pa)	ambient/outdoor (Pa)
2	12	2018	13	33	39	12:33:39	0.11	0.63
2	12	2018	13	33	49	12:33:49	0.17	0.16
2	12	2018	13	33	59	12:33:59	0.41	0.56
2	12	2018	13	34	9	12:34:09	0.42	0.93
2	12	2018	13	34	19	12:34:19	0.46	0.97
2	12	2018	13	34	29	12:34:29	0.74	0.34
2	12	2018	13	34	39	12:34:39	0.6	0.52
2	12	2018	13	34	49	12:34:49	0.66	0.4
2	12	2018	13	34	59	12:34:59	0.89	0.39
2	12	2018	13	35	9	12:35:09	0.59	0.7
2	12	2018	13	35	19	12:35:19	0.49	0.37
2	12	2018	13	35	29	12:35:29	0.04	1.17
2	12	2018	13	35	39	12:35:39	0.21	1.14
2	12	2018	13	35	49	12:35:49	0.27	2.52
2	12	2018	13	35	59	12:35:59	0.16	1.76
2	12	2018	13	36	9	12:36:09	0.1	1.2
2	12	2018	13	36	19	12:36:19	-0.16	1.47
2	12	2018	13	36	29	12:36:29	0.35	0.94
2	12	2018	13	36	39	12:36:39	0.47	0.34
2	12	2018	13	36	49	12:36:49	0.32	-0.17
2	12	2018	13	36	59	12:36:59	-0.33	0.87
2	12	2018	13	37	9	12:37:09	-0.38	2.24
2	12	2018	13	37	19	12:37:19	-0.27	1.35
2	12	2018	13	37	29	12:37:29	0	1.76
2	12	2018	13	37	39	12:37:39	-0.06	0.94
2	12	2018	13	37	49	12:37:49	0.12	1.03
2	12	2018	13	37	59	12:37:59	0.15	0.16
2	12	2018	13	38	9	12:38:09	0.32	-0.52
2	12	2018	13	38	19	12:38:19	0.42	0.17
2	12	2018	13	38	29	12:38:29	0.08	0.24
2	12	2018	13	38	39	12:38:39	0	0.06
2	12	2018	13	38	49	12:38:49	0.15	-0.15
2	12	2018	13	38	59	12:38:59	0.34	-0.73
2	12	2018	13	39	9	12:39:09	0.43	-1.5
2	12	2018	13	39	19	12:39:19	0.28	-0.93
2	12	2018	13	39	29	12:39:29	0.08	-0.22
2	12	2018	13	39	39	12:39:39	0.03	0.92
2	12	2018	13	39	49	12:39:49	-0.18	1.04
2	12	2018	13	39	59	12:39:59	-0.23	0.58
2	12	2018	13	40	9	12:40:09	-0.01	0.46
2	12	2018	13	40	19	12:40:19	0.38	0
2	12	2018	13	40	29	12:40:29	0.49	-0.36
2	12	2018	13	40	39	12:40:39	0.51	-0.71
2	12	2018	13	40	49	12:40:49	0.33	-0.17
2	12	2018	13	40	59	12:40:59	-0.03	0.47
2	12	2018	13	41	9	12:41:09	0.03	0.47
2	12	2018	13	41	19	12:41:19	0.17	0.62
2	12	2018	13	41	29	12:41:29	0.07	1.19
2	12	2018	13	41	39	12:41:39	-0.09	0.94
2	12	2018	13	41	49	12:41:49	-0.11	0.94
2	12	2018	13	41	59	12:41:59	-0.4	1.11
2	12	2018	13	42	9	12:42:09	-0.68	1.48
2	12	2018	13	42	19	12:42:19	-0.64	1.65
2	12	2018	13	42	29	12:42:29	-0.7	2.47

month	day	year	hour	minute	sec	time	subslab/ambient (Pa)	ambient/outdoor (Pa)
2	12	2018	13	42	39	12:42:39	-0.51	2.03
2	12	2018	13	42	49	12:42:49	-0.37	2.87
2	12	2018	13	42	59	12:42:59	-0.73	2.19
2	12	2018	13	43	9	12:43:09	-0.47	1.62
2	12	2018	13	43	19	12:43:19	-0.38	0.94
2	12	2018	13	43	29	12:43:29	-0.18	0.76
2	12	2018	13	43	39	12:43:39	0.29	0.25
2	12	2018	13	43	49	12:43:49	0.44	-0.22
2	12	2018	13	43	59	12:43:59	0.21	-0.13
2	12	2018	13	44	9	12:44:09	0.41	-0.15
2	12	2018	13	44	19	12:44:19	-0.35	0.1
2	12	2018	13	44	29	12:44:29	-0.6	0.22
2	12	2018	13	44	39	12:44:39	-0.45	0.62
2	12	2018	13	44	49	12:44:49	-0.6	1.08
2	12	2018	13	44	59	12:44:59	-0.71	1.39
2	12	2018	13	45	9	12:45:09	-0.7	0.94
2	12	2018	13	45	19	12:45:19	-0.89	0.53
2	12	2018	13	45	29	12:45:29	-1.13	0.49
2	12	2018	13	45	39	12:45:39	-1.14	0.54
2	12	2018	13	45	49	12:45:49	-0.69	-0.06
2	12	2018	13	45	59	12:45:59	-0.42	-0.56
2	12	2018	13	46	9	12:46:09	-0.44	-0.38
2	12	2018	13	46	19	12:46:19	-0.54	-0.24
2	12	2018	13	46	29	12:46:29	-0.27	-0.7
2	12	2018	13	46	39	12:46:39	0.11	-1.64
2	12	2018	13	46	49	12:46:49	0.08	-0.99
2	12	2018	13	46	59	12:46:59	-0.5	-0.26
2	12	2018	13	47	9	12:47:09	-0.99	-0.14
2	12	2018	13	47	19	12:47:19	-1.04	0.43
2	12	2018	13	47	29	12:47:29	-0.61	1.12
2	12	2018	13	47	39	12:47:39	-0.88	3.69
2	12	2018	13	47	49	12:47:49	-0.99	5.48
2	12	2018	13	47	59	12:47:59	-1.65	3.2
2	12	2018	13	48	9	12:48:09	-1.22	1.05
2	12	2018	13	48	19	12:48:19	-1.07	2.53
2	12	2018	13	48	29	12:48:29	-1.44	1.84
2	12	2018	13	48	39	12:48:39	-1.57	1.5
2	12	2018	13	48	49	12:48:49	-1.25	2.36
2	12	2018	13	48	59	12:48:59	-1.1	1.77
2	12	2018	13	49	9	12:49:09	-1.33	2.31
2	12	2018	13	49	19	12:49:19	-0.89	1.86
2	12	2018	13	49	29	12:49:29	-0.4	1.64
2	12	2018	13	49	39	12:49:39	-0.94	0.98
2	12	2018	13	49	49	12:49:49	-0.88	1.28
2	12	2018	13	49	59	12:49:59	-0.83	0.88
2	12	2018	13	50	9	12:50:09	-0.99	-0.21
2	12	2018	13	50	19	12:50:19	-0.85	0.47
2	12	2018	13	50	29	12:50:29	-0.66	-0.13
2	12	2018	13	50	39	12:50:39	-0.25	0.17
2	12	2018	13	50	49	12:50:49	-0.01	0.32
2	12	2018	13	50	59	12:50:59	0.01	0.44
2	12	2018	13	51	9	12:51:09	-0.22	0.7
2	12	2018	13	51	19	12:51:19	-0.25	1.21
2	12	2018	13	51	29	12:51:29	-0.37	0.96

month	day	year	hour	minute	sec	time	subslab/ambient (Pa)	ambient/outdoor (Pa)
2	12	2018	13	51	39	12:51:39	-0.56	1.03
2	12	2018	13	51	49	12:51:49	-1.01	1.84
2	12	2018	13	51	59	12:51:59	-1.25	2.14
2	12	2018	13	52	9	12:52:09	-0.58	0.91
2	12	2018	13	52	19	12:52:19	-0.33	1.93
2	12	2018	13	52	29	12:52:29	-0.6	3.3
2	12	2018	13	52	39	12:52:39	-0.35	2.46
2	12	2018	13	52	49	12:52:49	-0.21	1.51
2	12	2018	13	52	59	12:52:59	-0.04	0.64
2	12	2018	13	53	9	12:53:09	-0.04	0.3
2	12	2018	13	53	19	12:53:19	-0.24	0.13
2	12	2018	13	53	29	12:53:29	-0.47	1.06
2	12	2018	13	53	39	12:53:39	-0.32	0.52
2	12	2018	13	53	49	12:53:49	0.02	0.84
2	12	2018	13	53	59	12:53:59	0.32	1.17
2	12	2018	13	54	9	12:54:09	0.37	1.11
2	12	2018	13	54	19	12:54:19	0.59	-0.44
2	12	2018	13	54	29	12:54:29	0.98	-0.17
2	12	2018	13	54	39	12:54:39	1.06	0.46
2	12	2018	13	54	49	12:54:49	1.03	-0.12
2	12	2018	13	54	59	12:54:59	0.96	-0.67
2	12	2018	13	55	9	12:55:09	0.66	-0.3
2	12	2018	13	55	19	12:55:19	0.2	-0.12
2	12	2018	13	55	29	12:55:29	-0.39	0.49
2	12	2018	13	55	39	12:55:39	-0.58	0.95
2	12	2018	13	55	49	12:55:49	-0.8	0.85
2	12	2018	13	55	59	12:55:59	-0.52	0.09
2	12	2018	13	56	9	12:56:09	-0.1	-1.01
2	12	2018	13	56	19	12:56:19	0.1	-0.57
2	12	2018	13	56	29	12:56:29	-0.28	-0.16
2	12	2018	13	56	39	12:56:39	-0.44	0.83
2	12	2018	13	56	49	12:56:49	-0.36	0.87
2	12	2018	13	56	59	12:56:59	-0.74	1.49
2	12	2018	13	57	9	12:57:09	-0.98	2.17
2	12	2018	13	57	19	12:57:19	-1.39	2.99
2	12	2018	13	57	29	12:57:29	-1.34	1.61
2	12	2018	13	57	39	12:57:39	-1.28	1.64
2	12	2018	13	57	49	12:57:49	-0.93	1.12
2	12	2018	13	57	59	12:57:59	-0.78	1.12
2	12	2018	13	58	9	12:58:09	-0.86	0.73
2	12	2018	13	58	19	12:58:19	-0.97	-0.11
2	12	2018	13	58	29	12:58:29	-0.88	0.02
2	12	2018	13	58	39	12:58:39	-0.84	0.01
2	12	2018	13	58	49	12:58:49	-0.71	-0.24
2	12	2018	13	58	59	12:58:59	-0.6	-0.45
2	12	2018	13	59	9	12:59:09	-0.66	-0.24
2	12	2018	13	59	19	12:59:19	-0.73	0.15
2	12	2018	13	59	29	12:59:29	-1.14	0.21
2	12	2018	13	59	39	12:59:39	-1.24	0.88
2	12	2018	13	59	49	12:59:49	-1.28	1.21
2	12	2018	13	59	59	12:59:59	-1.45	1.54
2	12	2018	14	0	9	13:00:09	-1.4	1.68
2	12	2018	14	0	19	13:00:19	-1.13	1.56
2	12	2018	14	0	29	13:00:29	-1.03	0.54

month	day	year	hour	minute	sec	time	subslab/ambient (Pa)	ambient/outdoor (Pa)
2	12	2018	14	0	39	13:00:39	-0.92	0.5
2	12	2018	14	0	49	13:00:49	-0.92	0.37
2	12	2018	14	0	59	13:00:59	-1.1	1.13
2	12	2018	14	1	9	13:01:09	-1.09	0.54
2	12	2018	14	1	19	13:01:19	-0.85	-0.24
2	12	2018	14	1	29	13:01:29	-0.8	-0.12
2	12	2018	14	1	39	13:01:39	-1.24	0.88
2	12	2018	14	1	49	13:01:49	-1.38	0.87
2	12	2018	14	1	59	13:01:59	-1.49	1.05
2	12	2018	14	2	9	13:02:09	-1.65	2.49
2	12	2018	14	2	19	13:02:19	-1.21	2.01
2	12	2018	14	2	29	13:02:29	-1.23	3.26
2	12	2018	14	2	39	13:02:39	-1.37	2.98
2	12	2018	14	2	49	13:02:49	-0.98	2.6
2	12	2018	14	2	59	13:02:59	-0.73	2.53
2	12	2018	14	3	9	13:03:09	-0.54	1.82
2	12	2018	14	3	19	13:03:19	-0.38	2.12
2	12	2018	14	3	29	13:03:29	-0.26	1.73
2	12	2018	14	3	39	13:03:39	-0.28	1.62
2	12	2018	14	3	49	13:03:49	0.01	1.59
2	12	2018	14	3	59	13:03:59	0.31	0.98
2	12	2018	14	4	9	13:04:09	0.45	0.57
2	12	2018	14	4	19	13:04:19	0.33	0.62
2	12	2018	14	4	29	13:04:29	0.25	1.04
2	12	2018	14	4	39	13:04:39	0.01	1.86
2	12	2018	14	4	49	13:04:49	-0.22	1.4
2	12	2018	14	4	59	13:04:59	0.01	0.24
2	12	2018	14	5	9	13:05:09	-0.31	0.99
2	12	2018	14	5	19	13:05:19	-0.31	0.52
2	12	2018	14	5	29	13:05:29	-0.06	0.68
2	12	2018	14	5	39	13:05:39	0.04	0.98
2	12	2018	14	5	49	13:05:49	-0.08	1.21
2	12	2018	14	5	59	13:05:59	-0.19	0.85
2	12	2018	14	6	9	13:06:09	-0.24	0.93
2	12	2018	14	6	19	13:06:19	0.07	0.78
2	12	2018	14	6	29	13:06:29	0.28	1.26
2	12	2018	14	6	39	13:06:39	0.56	1.13
2	12	2018	14	6	49	13:06:49	0.43	1.34
2	12	2018	14	6	59	13:06:59	0.21	0.72
2	12	2018	14	7	9	13:07:09	0.18	0.4
2	12	2018	14	7	19	13:07:19	0.13	1.38
2	12	2018	14	7	29	13:07:29	0.21	1.21
2	12	2018	14	7	39	13:07:39	0.15	1.37
2	12	2018	14	7	49	13:07:49	0.39	0.61
2	12	2018	14	7	59	13:07:59	0.47	0.36
2	12	2018	14	8	9	13:08:09	0.34	0.95
2	12	2018	14	8	19	13:08:19	-0.08	1.96
2	12	2018	14	8	29	13:08:29	-0.1	1.5
2	12	2018	14	8	39	13:08:39	-0.26	2.09
2	12	2018	14	8	49	13:08:49	-0.58	2.71
2	12	2018	14	8	59	13:08:59	-0.74	2.91
2	12	2018	14	9	9	13:09:09	-0.21	2.47
2	12	2018	14	9	19	13:09:19	0.46	1.78
2	12	2018	14	9	29	13:09:29	0.56	1.87

month	day	year	hour	minute	sec	time	subslab/ambient (Pa)	ambient/outdoor (Pa)
2	12	2018	14	9	39	13:09:39	0.2	1.74
2	12	2018	14	9	49	13:09:49	-0.14	1.6
2	12	2018	14	9	59	13:09:59	-0.31	1.96
2	12	2018	14	10	9	13:10:09	-0.14	1.87
2	12	2018	14	10	19	13:10:19	0.16	1.59
2	12	2018	14	10	29	13:10:29	0.57	1.17
2	12	2018	14	10	39	13:10:39	0.86	0.66
2	12	2018	14	10	49	13:10:49	0.94	0.59
2	12	2018	14	10	59	13:10:59	0.98	0.79
2	12	2018	14	11	9	13:11:09	0.92	0.86
2	12	2018	14	11	19	13:11:19	1.06	0.36
2	12	2018	14	11	29	13:11:29	0.84	0.54
2	12	2018	14	11	39	13:11:39	0.96	0.52
2	12	2018	14	11	49	13:11:49	0.93	1.02
2	12	2018	14	11	59	13:11:59	0.92	0.77
2	12	2018	14	12	9	13:12:09	0.77	0.47
2	12	2018	14	12	19	13:12:19	0.79	0.49
2	12	2018	14	12	29	13:12:29	0.91	0.25
2	12	2018	14	12	39	13:12:39	0.44	1.43
2	12	2018	14	12	49	13:12:49	0.12	1.57
2	12	2018	14	12	59	13:12:59	0.19	1.71
2	12	2018	14	13	9	13:13:09	0.09	1.75
2	12	2018	14	13	19	13:13:19	0.13	2.5
2	12	2018	14	13	29	13:13:29	-0.08	3.12
2	12	2018	14	13	39	13:13:39	-0.08	2.23
2	12	2018	14	13	49	13:13:49	0.08	3.17
2	12	2018	14	13	59	13:13:59	0.04	3.39
2	12	2018	14	14	9	13:14:09	0.34	3.08
2	12	2018	14	14	19	13:14:19	0.57	2.49
2	12	2018	14	14	29	13:14:29	0.9	0.8
2	12	2018	14	14	39	13:14:39	0.72	-0.48
2	12	2018	14	14	49	13:14:49	0.37	0.64
2	12	2018	14	14	59	13:14:59	0.01	-1.11
2	12	2018	14	15	9	13:15:09	-0.16	-0.95
2	12	2018	14	15	19	13:15:19	-0.28	-0.28
2	12	2018	14	15	29	13:15:29	-0.41	-0.5
2	12	2018	14	15	39	13:15:39	-0.49	-1.06
2	12	2018	14	15	49	13:15:49	-0.74	-0.91
2	12	2018	14	15	59	13:15:59	-0.71	-0.6
2	12	2018	14	16	9	13:16:09	-0.83	-0.52
2	12	2018	14	16	19	13:16:19	-1.25	-0.66
2	12	2018	14	16	29	13:16:29	-1.59	-0.46
2	12	2018	14	16	39	13:16:39	-1.54	-1.08
2	12	2018	14	16	49	13:16:49	-1.27	-1.63
2	12	2018	14	16	59	13:16:59	-1.2	-0.34
2	12	2018	14	17	9	13:17:09	-1.4	1.02
2	12	2018	14	17	19	13:17:19	-1.64	1.65
2	12	2018	14	17	29	13:17:29	-1.72	1.34
2	12	2018	14	17	39	13:17:39	-1.58	0.69
2	12	2018	14	17	49	13:17:49	-1.37	0.82
2	12	2018	14	17	59	13:17:59	-1.23	0.71
2	12	2018	14	18	9	13:18:09	-1.15	0.69
2	12	2018	14	18	19	13:18:19	-1.06	1.73
2	12	2018	14	18	29	13:18:29	-0.89	0.97

month	day	year	hour	minute	sec	time	subslab/ambient (Pa)	ambient/outdoor (Pa)
2	12	2018	14	18	39	13:18:39	-0.81	0.36
2	12	2018	14	18	49	13:18:49	-0.67	-0.37
2	12	2018	14	18	59	13:18:59	-0.54	-0.92
2	12	2018	14	19	9	13:19:09	-0.25	-0.31
2	12	2018	14	19	19	13:19:19	0.07	-0.2
2	12	2018	14	19	29	13:19:29	0.34	0.54
2	12	2018	14	19	39	13:19:39	0.48	-0.3
2	12	2018	14	19	49	13:19:49	0.59	-0.45
2	12	2018	14	19	59	13:19:59	0.6	0.43
2	12	2018	14	20	9	13:20:09	0.6	-0.05
2	12	2018	14	20	19	13:20:19	0.7	0.4
2	12	2018	14	20	29	13:20:29	0.61	0.82
2	12	2018	14	20	39	13:20:39	0.81	0.57
2	12	2018	14	20	49	13:20:49	1.25	-0.56
2	12	2018	14	20	59	13:20:59	1.31	0.32
2	12	2018	14	21	9	13:21:09	1.35	0.09
2	12	2018	14	21	19	13:21:19	1.2	0.44
2	12	2018	14	21	29	13:21:29	1	0.58
2	12	2018	14	21	39	13:21:39	0.75	0.84
2	12	2018	14	21	49	13:21:49	0.5	0.77
2	12	2018	14	21	59	13:21:59	0.59	0.24
2	12	2018	14	22	9	13:22:09	0.84	-0.2
2	12	2018	14	22	19	13:22:19	0.34	-0.1
2	12	2018	14	22	29	13:22:29	-0.16	1.57
2	12	2018	14	22	39	13:22:39	-1.11	3.76
2	12	2018	14	22	49	13:22:49	-1.59	4.88
2	12	2018	14	22	59	13:22:59	-1.13	3.8
2	12	2018	14	23	9	13:23:09	-0.42	1.65
2	12	2018	14	23	19	13:23:19	-0.28	0.71
2	12	2018	14	23	29	13:23:29	-0.32	-0.63
2	12	2018	14	23	39	13:23:39	-0.36	0.11
2	12	2018	14	23	49	13:23:49	-0.05	-0.14
2	12	2018	14	23	59	13:23:59	0.55	0.23
2	12	2018	14	24	9	13:24:09	0.46	1.66
2	12	2018	14	24	19	13:24:19	0.07	2.17
2	12	2018	14	24	29	13:24:29	-0.66	1.49
2	12	2018	14	24	39	13:24:39	-1.01	2.21
2	12	2018	14	24	49	13:24:49	-0.81	3.05
2	12	2018	14	24	59	13:24:59	-0.52	3.56
2	12	2018	14	25	9	13:25:09	-0.64	4.11
2	12	2018	14	25	19	13:25:19	-0.46	2.67
2	12	2018	14	25	29	13:25:29	-0.41	2.99
2	12	2018	14	25	39	13:25:39	-0.3	2.09
2	12	2018	14	25	49	13:25:49	-0.24	1.31
2	12	2018	14	25	59	13:25:59	-0.3	0.48
2	12	2018	14	26	9	13:26:09	0.02	0.03
2	12	2018	14	26	19	13:26:19	0.2	0.3
2	12	2018	14	26	29	13:26:29	0.27	-0.52
2	12	2018	14	26	39	13:26:39	0.43	-0.76
2	12	2018	14	26	49	13:26:49	0.4	-0.54
2	12	2018	14	26	59	13:26:59	0.2	-0.56
2	12	2018	14	27	9	13:27:09	-0.1	0.4
2	12	2018	14	27	19	13:27:19	-0.46	1.29
2	12	2018	14	27	29	13:27:29	-0.33	0.72

month	day	year	hour	minute	sec	time	subslab/ambient (Pa)	ambient/outdoor (Pa)
2	12	2018	14	27	39	13:27:39	0.62	-0.33
2	12	2018	14	27	49	13:27:49	-0.31	1.53
2	12	2018	14	27	59	13:27:59	-0.53	1.64
2	12	2018	14	28	9	13:28:09	-0.2	2.35
2	12	2018	14	28	19	13:28:19	0.3	1.56
2	12	2018	14	28	29	13:28:29	0.45	1.35
2	12	2018	14	28	39	13:28:39	-0.01	1.47
2	12	2018	14	28	49	13:28:49	0.11	1.92
2	12	2018	14	28	59	13:28:59	0.16	1.95
2	12	2018	14	29	9	13:29:09	-0.18	1.74
2	12	2018	14	29	19	13:29:19	-0.26	1.39
2	12	2018	14	29	29	13:29:29	-0.09	1.41
2	12	2018	14	29	39	13:29:39	-0.01	1.18
2	12	2018	14	29	49	13:29:49	0.13	1.13
2	12	2018	14	29	59	13:29:59	0.4	0.3
2	12	2018	14	30	9	13:30:09	0.73	0.41
2	12	2018	14	30	19	13:30:19	1.15	-0.34
2	12	2018	14	30	29	13:30:29	0.94	-0.67
2	12	2018	14	30	39	13:30:39	0.65	0.3
2	12	2018	14	30	49	13:30:49	0.47	0.07
2	12	2018	14	30	59	13:30:59	0.24	0.12
2	12	2018	14	31	9	13:31:09	0.68	-0.11
2	12	2018	14	31	19	13:31:19	0.55	0.8
2	12	2018	14	31	29	13:31:29	0.3	1.37
2	12	2018	14	31	39	13:31:39	0.35	1.66
2	12	2018	14	31	49	13:31:49	0.2	0.71
2	12	2018	14	31	59	13:31:59	0.14	1.05
2	12	2018	14	32	9	13:32:09	0.07	0.31
2	12	2018	14	32	19	13:32:19	0.22	0.05
2	12	2018	14	32	29	13:32:29	0.35	0.41
2	12	2018	14	32	39	13:32:39	-0.15	0.99
2	12	2018	14	32	49	13:32:49	-0.26	2.28
2	12	2018	14	32	59	13:32:59	0.17	1.47
2	12	2018	14	33	9	13:33:09	0.25	-0.32
2	12	2018	14	33	19	13:33:19	0.31	-0.35
2	12	2018	14	33	29	13:33:29	0.31	1.45
2	12	2018	14	33	39	13:33:39	0.04	1.44
2	12	2018	14	33	49	13:33:49	0.03	1.35
2	12	2018	14	33	59	13:33:59	0.14	1.73
2	12	2018	14	34	9	13:34:09	-0.09	2.2
2	12	2018	14	34	19	13:34:19	-0.33	3.25
2	12	2018	14	34	29	13:34:29	-0.75	2.37
2	12	2018	14	34	39	13:34:39	-0.37	2.07
2	12	2018	14	34	49	13:34:49	-0.4	2.39
2	12	2018	14	34	59	13:34:59	-0.64	2.45
2	12	2018	14	35	9	13:35:09	-0.71	1.74
2	12	2018	14	35	19	13:35:19	-0.67	1.51
2	12	2018	14	35	29	13:35:29	-0.48	2.48
2	12	2018	14	35	39	13:35:39	-0.34	1.47
2	12	2018	14	35	49	13:35:49	-0.36	1.5
2	12	2018	14	35	59	13:35:59	-0.04	1.11
2	12	2018	14	36	9	13:36:09	0.09	0.19
2	12	2018	14	36	19	13:36:19	-0.24	-0.44
2	12	2018	14	36	29	13:36:29	-0.54	-1.34

month	day	year	hour	minute	sec	time	subslab/ambient (Pa)	ambient/outdoor (Pa)
2	12	2018	14	36	39	13:36:39	-0.57	-1.05
2	12	2018	14	36	49	13:36:49	-0.5	-0.87
2	12	2018	14	36	59	13:36:59	-0.53	0.11
2	12	2018	14	37	9	13:37:09	-0.77	0.13
2	12	2018	14	37	19	13:37:19	-0.51	0.39
2	12	2018	14	37	29	13:37:29	-0.3	0.14
2	12	2018	14	37	39	13:37:39	-0.22	-0.16
2	12	2018	14	37	49	13:37:49	-0.16	-0.2
2	12	2018	14	37	59	13:37:59	-0.07	-0.22
2	12	2018	14	38	9	13:38:09	-0.02	0.07
2	12	2018	14	38	19	13:38:19	0.03	0.05
2	12	2018	14	38	29	13:38:29	0.13	0.09
2	12	2018	14	38	39	13:38:39	0.07	0.11
2	12	2018	14	38	49	13:38:49	0.08	0.43
2	12	2018	14	38	59	13:38:59	0.13	-0.47
2	12	2018	14	39	9	13:39:09	-0.2	0.81
2	12	2018	14	39	19	13:39:19	-0.29	0.9
2	12	2018	14	39	29	13:39:29	-0.21	0.46
2	12	2018	14	39	39	13:39:39	0.05	0.47
2	12	2018	14	39	49	13:39:49	0.01	0.13
2	12	2018	14	39	59	13:39:59	-0.27	0.58
2	12	2018	14	40	9	13:40:09	-0.84	2.37
2	12	2018	14	40	19	13:40:19	-0.75	1.68
2	12	2018	14	40	29	13:40:29	-1.32	4.21
2	12	2018	14	40	39	13:40:39	-1.29	4.18
2	12	2018	14	40	49	13:40:49	-1.55	3.07
2	12	2018	14	40	59	13:40:59	-1.5	2.43
2	12	2018	14	41	9	13:41:09	-1.21	0.74
2	12	2018	14	41	19	13:41:19	-1.14	1.75
2	12	2018	14	41	29	13:41:29	-1.06	2.72
2	12	2018	14	41	39	13:41:39	-0.64	1.26
2	12	2018	14	41	49	13:41:49	-0.45	-0.61
2	12	2018	14	41	59	13:41:59	0.01	-0.83
2	12	2018	14	42	9	13:42:09	0.18	-0.12
2	12	2018	14	42	19	13:42:19	0.11	0.96
2	12	2018	14	42	29	13:42:29	0.01	0.77
2	12	2018	14	42	39	13:42:39	-0.13	0.91
2	12	2018	14	42	49	13:42:49	-0.45	0.34
2	12	2018	14	42	59	13:42:59	-0.52	-0.91
2	12	2018	14	43	9	13:43:09	-0.44	-1.84
2	12	2018	14	43	19	13:43:19	-0.29	-2.11
2	12	2018	14	43	29	13:43:29	-0.32	-0.99
2	12	2018	14	43	39	13:43:39	-0.42	-0.52
2	12	2018	14	43	49	13:43:49	-0.71	-0.36
2	12	2018	14	43	59	13:43:59	-0.9	-0.83
2	12	2018	14	44	9	13:44:09	-0.87	-0.05
2	12	2018	14	44	19	13:44:19	-0.92	0.86
2	12	2018	14	44	29	13:44:29	-0.75	1.53
2	12	2018	14	44	39	13:44:39	-0.62	1.72
2	12	2018	14	44	49	13:44:49	-0.59	1.56
2	12	2018	14	44	59	13:44:59	-0.61	0.8
2	12	2018	14	45	9	13:45:09	-0.38	0.5
2	12	2018	14	45	19	13:45:19	-0.33	-0.04
2	12	2018	14	45	29	13:45:29	-0.5	0.56

month	day	year	hour	minute	sec	time	subslab/ambient (Pa)	ambient/outdoor (Pa)
2	12	2018	14	45	39	13:45:39	-0.55	0.31
2	12	2018	14	45	49	13:45:49	-0.5	-0.09
2	12	2018	14	45	59	13:45:59	-0.69	-0.41
2	12	2018	14	46	9	13:46:09	-0.64	-0.28
2	12	2018	14	46	19	13:46:19	-0.56	0.09
2	12	2018	14	46	29	13:46:29	-0.6	-0.21
2	12	2018	14	46	39	13:46:39	-0.64	-0.35
2	12	2018	14	46	49	13:46:49	-0.63	-0.31
2	12	2018	14	46	59	13:46:59	-0.52	-0.58
2	12	2018	14	47	9	13:47:09	-0.45	-0.56
2	12	2018	14	47	19	13:47:19	-0.29	-0.16
2	12	2018	14	47	29	13:47:29	-0.22	-0.05
2	12	2018	14	47	39	13:47:39	-0.47	0.6
2	12	2018	14	47	49	13:47:49	-0.66	0.6
2	12	2018	14	47	59	13:47:59	-0.6	0.56
2	12	2018	14	48	9	13:48:09	-0.53	0.16
2	12	2018	14	48	19	13:48:19	-0.49	0.19
2	12	2018	14	48	29	13:48:29	-0.31	0.24
2	12	2018	14	48	39	13:48:39	-0.26	0.2
2	12	2018	14	48	49	13:48:49	-0.39	-0.24
2	12	2018	14	48	59	13:48:59	-0.6	-0.21
2	12	2018	14	49	9	13:49:09	-0.69	0.14
2	12	2018	14	49	19	13:49:19	-0.67	0.43
2	12	2018	14	49	29	13:49:29	-0.53	-0.03
2	12	2018	14	49	39	13:49:39	-0.52	-0.4
2	12	2018	14	49	49	13:49:49	-0.58	0.37
2	12	2018	14	49	59	13:49:59	-0.8	0.64
2	12	2018	14	50	9	13:50:09	-0.76	0.57
2	12	2018	14	50	19	13:50:19	-0.4	1.68
2	12	2018	14	50	29	13:50:29	-0.28	2.58
2	12	2018	14	50	39	13:50:39	0	1.89
2	12	2018	14	50	49	13:50:49	0.16	0.75
2	12	2018	14	50	59	13:50:59	0.34	0.08
2	12	2018	14	51	9	13:51:09	0.24	0.12
2	12	2018	14	51	19	13:51:19	0.1	-0.46
2	12	2018	14	51	29	13:51:29	0.03	-0.9
2	12	2018	14	51	39	13:51:39	0.05	0.04
2	12	2018	14	51	49	13:51:49	0.01	0.35
2	12	2018	14	51	59	13:51:59	0.16	0.54
2	12	2018	14	52	9	13:52:09	0.1	1.27
2	12	2018	14	52	19	13:52:19	0.17	0.63
2	12	2018	14	52	29	13:52:29	0.4	-0.45
2	12	2018	14	52	39	13:52:39	0.32	-0.74
2	12	2018	14	52	49	13:52:49	0.45	-0.46
2	12	2018	14	52	59	13:52:59	0.54	-0.65
2	12	2018	14	53	9	13:53:09	0.73	-0.33
2	12	2018	14	53	19	13:53:19	0.54	-0.24
2	12	2018	14	53	29	13:53:29	0.41	0.8
2	12	2018	14	53	39	13:53:39	0.37	0.59
2	12	2018	14	53	49	13:53:49	0.51	-0.05
2	12	2018	14	53	59	13:53:59	0.81	-1.11
2	12	2018	14	54	9	13:54:09	0.69	-0.07
2	12	2018	14	54	19	13:54:19	0.46	0.14
2	12	2018	14	54	29	13:54:29	0.04	1.11

month	day	year	hour	minute	sec	time	subslab/ambient (Pa)	ambient/outdoor (Pa)
2	12	2018	14	54	39	13:54:39	0.27	1.4
2	12	2018	14	54	49	13:54:49	0.42	2.49
2	12	2018	14	54	59	13:54:59	0.6	1.82
2	12	2018	14	55	9	13:55:09	0.52	1.87
2	12	2018	14	55	19	13:55:19	0.34	2.21
2	12	2018	14	55	29	13:55:29	0.31	1.89
2	12	2018	14	55	39	13:55:39	0.21	1.26
2	12	2018	14	55	49	13:55:49	0.39	0.55
2	12	2018	14	55	59	13:55:59	0.55	1.21
2	12	2018	14	56	9	13:56:09	0.77	1.05
2	12	2018	14	56	19	13:56:19	0.76	1.59
2	12	2018	14	56	29	13:56:29	0.47	2.86
2	12	2018	14	56	39	13:56:39	0.22	2.17
2	12	2018	14	56	49	13:56:49	0.57	1.2
2	12	2018	14	56	59	13:56:59	0.6	0.84
2	12	2018	14	57	9	13:57:09	0.52	0.85
2	12	2018	14	57	19	13:57:19	0.3	0.88
2	12	2018	14	57	29	13:57:29	0.42	1.1
2	12	2018	14	57	39	13:57:39	0.67	0.76
2	12	2018	14	57	49	13:57:49	0.83	0.72
2	12	2018	14	57	59	13:57:59	0.82	0.57
2	12	2018	14	58	9	13:58:09	0.8	0.51
2	12	2018	14	58	19	13:58:19	0.76	0.37
2	12	2018	14	58	29	13:58:29	0.75	0.18
2	12	2018	14	58	39	13:58:39	0.58	0.88
2	12	2018	14	58	49	13:58:49	0.46	1.07
2	12	2018	14	58	59	13:58:59	0.71	0.57
2	12	2018	14	59	9	13:59:09	0.81	0.17
2	12	2018	14	59	19	13:59:19	0.76	0.1
2	12	2018	14	59	29	13:59:29	0.57	0.09
2	12	2018	14	59	39	13:59:39	0.4	0.11
2	12	2018	14	59	49	13:59:49	0.26	0.56
2	12	2018	14	59	59	13:59:59	0.19	1.06
2	12	2018	15	0	9	14:00:09	0.28	0.58
2	12	2018	15	0	19	14:00:19	0.37	0.43
2	12	2018	15	0	29	14:00:29	0.43	0.13
2	12	2018	15	0	39	14:00:39	0.27	1.49
2	12	2018	15	0	49	14:00:49	0.55	2.6
2	12	2018	15	0	59	14:00:59	0.35	1.64
2	12	2018	15	1	9	14:01:09	0.35	0.61
2	12	2018	15	1	19	14:01:19	0.07	1.54
2	12	2018	15	1	29	14:01:29	0.78	1.85
2	12	2018	15	1	39	14:01:39	0.98	0.86
2	12	2018	15	1	49	14:01:49	0.76	1.44
2	12	2018	15	1	59	14:01:59	0.51	1.46
2	12	2018	15	2	9	14:02:09	0.47	1.09
2	12	2018	15	2	19	14:02:19	0.77	0.79
2	12	2018	15	2	29	14:02:29	0.77	1
2	12	2018	15	2	39	14:02:39	0.37	1.81
2	12	2018	15	2	49	14:02:49	0.48	1.11
2	12	2018	15	2	59	14:02:59	0.65	0.66
2	12	2018	15	3	9	14:03:09	0.17	1.1
2	12	2018	15	3	19	14:03:19	0.02	0.78
2	12	2018	15	3	29	14:03:29	0.21	0.88

month	day	year	hour	minute	sec	time	subslab/ambient (Pa)	ambient/outdoor (Pa)
2	12	2018	15	3	39	14:03:39	0.37	0.12
2	12	2018	15	3	49	14:03:49	0.23	-0.55
2	12	2018	15	3	59	14:03:59	-0.02	0.51
2	12	2018	15	4	9	14:04:09	-0.29	1.55
2	12	2018	15	4	19	14:04:19	-0.48	1.96
2	12	2018	15	4	29	14:04:29	-0.42	2.5
2	12	2018	15	4	39	14:04:39	-0.24	1.41
2	12	2018	15	4	49	14:04:49	-0.18	-0.2
2	12	2018	15	4	59	14:04:59	-0.54	0.09
2	12	2018	15	5	9	14:05:09	-0.53	1.01
2	12	2018	15	5	19	14:05:19	0	1.66
2	12	2018	15	5	29	14:05:29	0.46	0.33
2	12	2018	15	5	39	14:05:39	0.38	0.46
2	12	2018	15	5	49	14:05:49	0.5	0.06
2	12	2018	15	5	59	14:05:59	0.37	1.62
2	12	2018	15	6	9	14:06:09	0.06	1.34
2	12	2018	15	6	19	14:06:19	-0.11	0.92
2	12	2018	15	6	29	14:06:29	-0.02	1.49
2	12	2018	15	6	39	14:06:39	-0.06	1.3
2	12	2018	15	6	49	14:06:49	-0.09	1.66
2	12	2018	15	6	59	14:06:59	0.13	1.12
2	12	2018	15	7	9	14:07:09	0.01	1.18
2	12	2018	15	7	19	14:07:19	-0.2	0.89
2	12	2018	15	7	29	14:07:29	-0.16	1.38
2	12	2018	15	7	39	14:07:39	-0.41	1.22
2	12	2018	15	7	49	14:07:49	-0.48	1.31
2	12	2018	15	7	59	14:07:59	-0.15	0.58
2	12	2018	15	8	9	14:08:09	-0.07	1.11
2	12	2018	15	8	19	14:08:19	0.1	1.27
2	12	2018	15	8	29	14:08:29	0.02	1.78
2	12	2018	15	8	39	14:08:39	-0.11	1.22
2	12	2018	15	8	49	14:08:49	-0.23	0.58
2	12	2018	15	8	59	14:08:59	-0.21	0.39
2	12	2018	15	9	9	14:09:09	-0.3	0.88
2	12	2018	15	9	19	14:09:19	-0.49	1.41
2	12	2018	15	9	29	14:09:29	-0.62	1.63
2	12	2018	15	9	39	14:09:39	-0.66	2.28
2	12	2018	15	9	49	14:09:49	-0.75	1.53
2	12	2018	15	9	59	14:09:59	-0.54	0.85
2	12	2018	15	10	9	14:10:09	-0.16	0.15
2	12	2018	15	10	19	14:10:19	-0.1	-0.66
2	12	2018	15	10	29	14:10:29	-0.14	-0.5
2	12	2018	15	10	39	14:10:39	-0.18	0.29
2	12	2018	15	10	49	14:10:49	-0.61	0.74
2	12	2018	15	10	59	14:10:59	-0.38	0.13
2	12	2018	15	11	9	14:11:09	-0.6	0.24
2	12	2018	15	11	19	14:11:19	-0.95	0.33
2	12	2018	15	11	29	14:11:29	-0.95	0.03
2	12	2018	15	11	39	14:11:39	-1.02	0.46
2	12	2018	15	11	49	14:11:49	-1.06	0.69
2	12	2018	15	11	59	14:11:59	-0.83	0.19
2	12	2018	15	12	9	14:12:09	-0.71	0.55
2	12	2018	15	12	19	14:12:19	-0.77	0.9
2	12	2018	15	12	29	14:12:29	-0.9	-0.23

month	day	year	hour	minute	sec	time	subslab/ambient (Pa)	ambient/outdoor (Pa)
2	12	2018	15	12	39	14:12:39	-0.72	-0.13
2	12	2018	15	12	49	14:12:49	-0.61	-0.55
2	12	2018	15	12	59	14:12:59	-0.55	-0.91
2	12	2018	15	13	9	14:13:09	-0.75	-1.13
2	12	2018	15	13	19	14:13:19	-0.79	-1.16
2	12	2018	15	13	29	14:13:29	-0.93	-0.89
2	12	2018	15	13	39	14:13:39	-1.12	-0.49
2	12	2018	15	13	49	14:13:49	-1.32	0.03
2	12	2018	15	13	59	14:13:59	-1.45	0.21
2	12	2018	15	14	9	14:14:09	-1.31	0.22
2	12	2018	15	14	19	14:14:19	-1.17	-0.25
2	12	2018	15	14	29	14:14:29	-0.84	-0.97
2	12	2018	15	14	39	14:14:39	-0.3	-1.49
2	12	2018	15	14	49	14:14:49	0.01	-1.66
2	12	2018	15	14	59	14:14:59	-0.26	-1.89
2	12	2018	15	15	9	14:15:09	-0.54	-0.5
2	12	2018	15	15	19	14:15:19	-0.52	1.95
2	12	2018	15	15	29	14:15:29	-1.09	2.44
2	12	2018	15	15	39	14:15:39	-1.01	2.07
2	12	2018	15	15	49	14:15:49	-1.51	2.93
2	12	2018	15	15	59	14:15:59	-0.72	1.22
2	12	2018	15	16	9	14:16:09	0.04	1.3
2	12	2018	15	16	19	14:16:19	-0.26	0.77
2	12	2018	15	16	29	14:16:29	-0.5	1.51
2	12	2018	15	16	39	14:16:39	-0.37	0.71
2	12	2018	15	16	49	14:16:49	-0.03	0.34
2	12	2018	15	16	59	14:16:59	0.56	0.24
2	12	2018	15	17	9	14:17:09	0.24	0.33
2	12	2018	15	17	19	14:17:19	-0.02	0.5
2	12	2018	15	17	29	14:17:29	-0.05	0.5
2	12	2018	15	17	39	14:17:39	-0.06	3.11
2	12	2018	15	17	49	14:17:49	0.04	4.01
2	12	2018	15	17	59	14:17:59	-0.11	3.39
2	12	2018	15	18	9	14:18:09	-0.23	3.47
2	12	2018	15	18	19	14:18:19	-0.25	1.75
2	12	2018	15	18	29	14:18:29	-0.29	1.23
2	12	2018	15	18	39	14:18:39	-0.23	1.64
2	12	2018	15	18	49	14:18:49	-0.57	2.57
2	12	2018	15	18	59	14:18:59	-0.74	3.5
2	12	2018	15	19	9	14:19:09	-0.8	2.41
2	12	2018	15	19	19	14:19:19	-0.66	0.95
2	12	2018	15	19	29	14:19:29	-0.42	1.3
2	12	2018	15	19	39	14:19:39	-0.6	1.6
2	12	2018	15	19	49	14:19:49	-0.37	0.65
2	12	2018	15	19	59	14:19:59	-0.32	0.14
2	12	2018	15	20	9	14:20:09	-0.41	0.61
2	12	2018	15	20	19	14:20:19	-0.51	0.46
2	12	2018	15	20	29	14:20:29	-0.48	-0.1
2	12	2018	15	20	39	14:20:39	-0.52	-0.95
2	12	2018	15	20	49	14:20:49	-0.53	0.14
2	12	2018	15	20	59	14:20:59	-0.54	0
2	12	2018	15	21	9	14:21:09	-0.65	-0.87
2	12	2018	15	21	19	14:21:19	-0.71	-0.58
2	12	2018	15	21	29	14:21:29	-0.94	-0.1

month	day	year	hour	minute	sec	time	subslab/ambient (Pa)	ambient/outdoor (Pa)
2	12	2018	15	21	39	14:21:39	-1.21	-0.21
2	12	2018	15	21	49	14:21:49	-1.24	-0.1
2	12	2018	15	21	59	14:21:59	-1.08	-0.16
2	12	2018	15	22	9	14:22:09	-0.92	0.09
2	12	2018	15	22	19	14:22:19	-0.73	-0.55
2	12	2018	15	22	29	14:22:29	-0.68	-0.54
2	12	2018	15	22	39	14:22:39	-1.07	0.04
2	12	2018	15	22	49	14:22:49	-1.65	0.93
2	12	2018	15	22	59	14:22:59	-1.94	1.46
2	12	2018	15	23	9	14:23:09	-1.67	1.39
2	12	2018	15	23	19	14:23:19	-1.55	0.94
2	12	2018	15	23	29	14:23:29	-1.43	0.89
2	12	2018	15	23	39	14:23:39	-1.02	0.91
2	12	2018	15	23	49	14:23:49	-0.68	1.74
2	12	2018	15	23	59	14:23:59	-0.56	2.12
2	12	2018	15	24	9	14:24:09	-0.37	1.17
2	12	2018	15	24	19	14:24:19	-0.25	0.31
2	12	2018	15	24	29	14:24:29	-0.41	0.51
2	12	2018	15	24	39	14:24:39	-0.5	-0.04
2	12	2018	15	24	49	14:24:49	-0.47	-0.22
2	12	2018	15	24	59	14:24:59	-0.46	-0.66
2	12	2018	15	25	9	14:25:09	-0.44	-0.21
2	12	2018	15	25	19	14:25:19	-0.7	-0.02
2	12	2018	15	25	29	14:25:29	-0.63	0.84
2	12	2018	15	25	39	14:25:39	-0.66	0.62
2	12	2018	15	25	49	14:25:49	-0.54	0.66
2	12	2018	15	25	59	14:25:59	-0.63	0.72
2	12	2018	15	26	9	14:26:09	-0.91	0.3
2	12	2018	15	26	19	14:26:19	-0.92	0.28
2	12	2018	15	26	29	14:26:29	-0.99	-0.17
2	12	2018	15	26	39	14:26:39	-0.51	-1.07
2	12	2018	15	26	49	14:26:49	-0.25	-0.76
2	12	2018	15	26	59	14:26:59	-0.41	-0.29
2	12	2018	15	27	9	14:27:09	-0.56	-0.15
2	12	2018	15	27	19	14:27:19	-0.59	0.39
2	12	2018	15	27	29	14:27:29	-0.83	0.53
2	12	2018	15	27	39	14:27:39	-1.26	0.1
2	12	2018	15	27	49	14:27:49	-1.58	0.29
2	12	2018	15	27	59	14:27:59	-1.91	1.11
2	12	2018	15	28	9	14:28:09	-1.65	1.79
2	12	2018	15	28	19	14:28:19	-1.23	1.46
2	12	2018	15	28	29	14:28:29	-1.2	1.9
2	12	2018	15	28	39	14:28:39	-1.34	2.28
2	12	2018	15	28	49	14:28:49	-1.13	1.45
2	12	2018	15	28	59	14:28:59	-0.82	0.69
2	12	2018	15	29	9	14:29:09	-0.52	0.79
2	12	2018	15	29	19	14:29:19	-0.49	0.11
2	12	2018	15	29	29	14:29:29	-0.29	-0.49
2	12	2018	15	29	39	14:29:39	-0.25	-0.07
2	12	2018	15	29	49	14:29:49	-0.37	0.19
2	12	2018	15	29	59	14:29:59	-0.5	0.23
2	12	2018	15	30	9	14:30:09	-0.28	-0.26
2	12	2018	15	30	19	14:30:19	-0.13	0.5
2	12	2018	15	30	29	14:30:29	-0.3	1.43

month	day	year	hour	minute	sec	time	subslab/ambient (Pa)	ambient/outdoor (Pa)
2	12	2018	15	30	39	14:30:39	-0.33	0.83
2	12	2018	15	30	49	14:30:49	-0.23	-0.07
2	12	2018	15	30	59	14:30:59	0.17	-0.08
2	12	2018	15	31	9	14:31:09	0.49	-0.5
2	12	2018	15	31	19	14:31:19	0.36	-0.55
2	12	2018	15	31	29	14:31:29	0.11	-0.75
2	12	2018	15	31	39	14:31:39	0.09	-0.12
2	12	2018	15	31	49	14:31:49	0.09	0.12
2	12	2018	15	31	59	14:31:59	0.29	0.26
2	12	2018	15	32	9	14:32:09	0.35	0.41
2	12	2018	15	32	19	14:32:19	0.33	-0.05
2	12	2018	15	32	29	14:32:29	-0.1	-0.16
2	12	2018	15	32	39	14:32:39	-0.38	0.61
2	12	2018	15	32	49	14:32:49	-0.35	0.85
2	12	2018	15	32	59	14:32:59	-0.24	1.09
2	12	2018	15	33	9	14:33:09	-0.36	1.31
2	12	2018	15	33	19	14:33:19	-0.52	1.06
2	12	2018	15	33	29	14:33:29	-0.73	1.61
2	12	2018	15	33	39	14:33:39	-0.89	1.11
2	12	2018	15	33	49	14:33:49	-0.95	0.86
2	12	2018	15	33	59	14:33:59	-1.26	0.77
2	12	2018	15	34	9	14:34:09	-1.41	0.97
2	12	2018	15	34	19	14:34:19	-1.45	0.91
2	12	2018	15	34	29	14:34:29	-1.33	0.55
2	12	2018	15	34	39	14:34:39	-1.12	0.33
2	12	2018	15	34	49	14:34:49	-1.09	0.21
2	12	2018	15	34	59	14:34:59	-0.84	0.38
2	12	2018	15	35	9	14:35:09	-0.88	0.47
2	12	2018	15	35	19	14:35:19	-1.05	-0.03
2	12	2018	15	35	29	14:35:29	-1	-0.59
2	12	2018	15	35	39	14:35:39	-1.01	-0.6
2	12	2018	15	35	49	14:35:49	-0.81	-0.82
2	12	2018	15	35	59	14:35:59	-0.65	-1.55
2	12	2018	15	36	9	14:36:09	-0.93	0.05
2	12	2018	15	36	19	14:36:19	-1.13	0.41
2	12	2018	15	36	29	14:36:29	-1.16	1.25
2	12	2018	15	36	39	14:36:39	-0.81	0.98
2	12	2018	15	36	49	14:36:49	-1.08	0.25
2	12	2018	15	36	59	14:36:59	-1.1	0.48
2	12	2018	15	37	9	14:37:09	-1.13	0.55
2	12	2018	15	37	19	14:37:19	-1.18	0.54
2	12	2018	15	37	29	14:37:29	-1.17	0.28
2	12	2018	15	37	39	14:37:39	-1.05	0.74
2	12	2018	15	37	49	14:37:49	-0.44	-0.5
2	12	2018	15	37	59	14:37:59	0.28	-0.33
2	12	2018	15	38	9	14:38:09	0.47	-0.68
2	12	2018	15	38	19	14:38:19	-0.14	-0.53
2	12	2018	15	38	29	14:38:29	-0.89	0.78
2	12	2018	15	38	39	14:38:39	-1.04	1.6
2	12	2018	15	38	49	14:38:49	-1.05	2.85
2	12	2018	15	38	59	14:38:59	-0.67	2.74
2	12	2018	15	39	9	14:39:09	-0.51	1.08
2	12	2018	15	39	19	14:39:19	-0.45	0.35
2	12	2018	15	39	29	14:39:29	-0.21	-0.15

month	day	year	hour	minute	sec	time	subslab/ambient (Pa)	ambient/outdoor (Pa)
2	12	2018	15	39	39	14:39:39	-0.08	0.02
2	12	2018	15	39	49	14:39:49	0.32	-0.24
2	12	2018	15	39	59	14:39:59	0.77	0.3
2	12	2018	15	40	9	14:40:09	0.66	1.49
2	12	2018	15	40	19	14:40:19	0.49	0.97
2	12	2018	15	40	29	14:40:29	0.4	0.47
2	12	2018	15	40	39	14:40:39	0.23	1.37
2	12	2018	15	40	49	14:40:49	0.33	1.18
2	12	2018	15	40	59	14:40:59	0.38	1.04
2	12	2018	15	41	9	14:41:09	0.46	1.17
2	12	2018	15	41	19	14:41:19	0.47	1.07
2	12	2018	15	41	29	14:41:29	0.24	0.17
2	12	2018	15	41	39	14:41:39	0.09	0.61
2	12	2018	15	41	49	14:41:49	0.02	1.85
2	12	2018	15	41	59	14:41:59	-0.06	2.37
2	12	2018	15	42	9	14:42:09	-0.05	2.22
2	12	2018	15	42	19	14:42:19	-0.17	1.94
2	12	2018	15	42	29	14:42:29	-0.14	0.95
2	12	2018	15	42	39	14:42:39	0.26	0.16
2	12	2018	15	42	49	14:42:49	0.01	0.26
2	12	2018	15	42	59	14:42:59	-0.22	0.92
2	12	2018	15	43	9	14:43:09	-0.34	0.43
2	12	2018	15	43	19	14:43:19	-0.35	0.75
2	12	2018	15	43	29	14:43:29	0.1	0.23
2	12	2018	15	43	39	14:43:39	0.04	-0.68
2	12	2018	15	43	49	14:43:49	0.04	0.95
2	12	2018	15	43	59	14:43:59	-0.37	1.96
2	12	2018	15	44	9	14:44:09	-0.43	2.86
2	12	2018	15	44	19	14:44:19	-0.33	2.42
2	12	2018	15	44	29	14:44:29	-0.39	2.9
2	12	2018	15	44	39	14:44:39	-0.16	2.07
2	12	2018	15	44	49	14:44:49	-0.12	1.44
2	12	2018	15	44	59	14:44:59	-0.48	2.16
2	12	2018	15	45	9	14:45:09	-0.43	1.66
2	12	2018	15	45	19	14:45:19	-0.34	1.32
2	12	2018	15	45	29	14:45:29	-0.07	0.63
2	12	2018	15	45	39	14:45:39	0.08	-0.3
2	12	2018	15	45	49	14:45:49	0.01	-1.18
2	12	2018	15	45	59	14:45:59	-0.35	-0.03
2	12	2018	15	46	9	14:46:09	-0.26	-0.26
2	12	2018	15	46	19	14:46:19	-0.34	-0.09
2	12	2018	15	46	29	14:46:29	-0.16	2.02
2	12	2018	15	46	39	14:46:39	-0.27	0.98
2	12	2018	15	46	49	14:46:49	-0.14	0.09
2	12	2018	15	46	59	14:46:59	-0.06	0.07
2	12	2018	15	47	9	14:47:09	-0.63	0.97
2	12	2018	15	47	19	14:47:19	-0.62	1.42
2	12	2018	15	47	29	14:47:29	-0.65	1.22
2	12	2018	15	47	39	14:47:39	-0.73	0.78
2	12	2018	15	47	49	14:47:49	-0.52	0.64
2	12	2018	15	47	59	14:47:59	-0.45	0.7
2	12	2018	15	48	9	14:48:09	-0.51	0.11
2	12	2018	15	48	19	14:48:19	-0.7	0.46
2	12	2018	15	48	29	14:48:29	-0.97	1.28

month	day	year	hour	minute	sec	time	subslab/ambient (Pa)	ambient/outdoor (Pa)
2	12	2018	15	48	39	14:48:39	-0.95	2.32
2	12	2018	15	48	49	14:48:49	-1.07	1.76
2	12	2018	15	48	59	14:48:59	-1.32	1.24
2	12	2018	15	49	9	14:49:09	-1.06	0.9
2	12	2018	15	49	19	14:49:19	-0.93	0.7
2	12	2018	15	49	29	14:49:29	-0.93	-0.17
2	12	2018	15	49	39	14:49:39	-1.05	-0.29
2	12	2018	15	49	49	14:49:49	-1.14	0.22
2	12	2018	15	49	59	14:49:59	-1.21	0.22
2	12	2018	15	50	9	14:50:09	-1.04	0.54
2	12	2018	15	50	19	14:50:19	-0.98	0.55
2	12	2018	15	50	29	14:50:29	-0.69	1.12
2	12	2018	15	50	39	14:50:39	-0.57	1.43
2	12	2018	15	50	49	14:50:49	-0.76	1.84
2	12	2018	15	50	59	14:50:59	-0.95	1.15
2	12	2018	15	51	9	14:51:09	-1.27	1.56
2	12	2018	15	51	19	14:51:19	-1.72	2.22
2	12	2018	15	51	29	14:51:29	-2.23	2.72
2	12	2018	15	51	39	14:51:39	-2.15	1.61
2	12	2018	15	51	49	14:51:49	-2.02	1.51
2	12	2018	15	51	59	14:51:59	-1.81	1.65
2	12	2018	15	52	9	14:52:09	-1.65	1.26
2	12	2018	15	52	19	14:52:19	-1.35	1.51
2	12	2018	15	52	29	14:52:29	-1.18	1.17
2	12	2018	15	52	39	14:52:39	-0.96	1
2	12	2018	15	52	49	14:52:49	-0.7	1.12
2	12	2018	15	52	59	14:52:59	-0.59	1.78
2	12	2018	15	53	9	14:53:09	-0.33	2.7
2	12	2018	15	53	19	14:53:19	-1.27	3.28
2	12	2018	15	53	29	14:53:29	-1.53	1.93
2	12	2018	15	53	39	14:53:39	-1.36	1.34
2	12	2018	15	53	49	14:53:49	-0.98	0.94
2	12	2018	15	53	59	14:53:59	-0.68	-0.01
2	12	2018	15	54	9	14:54:09	-0.7	0.21
2	12	2018	15	54	19	14:54:19	-1.14	0.64
2	12	2018	15	54	29	14:54:29	-1.55	0.9
2	12	2018	15	54	39	14:54:39	-1.89	0.83
2	12	2018	15	54	49	14:54:49	-1.91	1.09
2	12	2018	15	54	59	14:54:59	-1.71	-0.1
2	12	2018	15	55	9	14:55:09	-1.67	-0.46
2	12	2018	15	55	19	14:55:19	-1.49	-0.63
2	12	2018	15	55	29	14:55:29	-1.16	-1.6
2	12	2018	15	55	39	14:55:39	-0.82	-1.33
2	12	2018	15	55	49	14:55:49	-0.85	0.49
2	12	2018	15	55	59	14:55:59	-1.22	1.37
2	12	2018	15	56	9	14:56:09	-1.62	1.43
2	12	2018	15	56	19	14:56:19	-1.75	1.47
2	12	2018	15	56	29	14:56:29	-1.32	0.28
2	12	2018	15	56	39	14:56:39	-0.78	-0.01
2	12	2018	15	56	49	14:56:49	-0.53	1.33
2	12	2018	15	56	59	14:56:59	-0.6	1.83
2	12	2018	15	57	9	14:57:09	-0.92	1.95
2	12	2018	15	57	19	14:57:19	-0.84	2.02
2	12	2018	15	57	29	14:57:29	-0.93	2.26

month	day	year	hour	minute	sec	time	subslab/ambient (Pa)	ambient/outdoor (Pa)
2	12	2018	15	57	39	14:57:39	-1.05	2.27
2	12	2018	15	57	49	14:57:49	-1.11	2.25
2	12	2018	15	57	59	14:57:59	-1.04	2.14
2	12	2018	15	58	9	14:58:09	-0.95	2.69
2	12	2018	15	58	19	14:58:19	-0.95	3.08
2	12	2018	15	58	29	14:58:29	-0.89	2.33
2	12	2018	15	58	39	14:58:39	-0.65	1.92
2	12	2018	15	58	49	14:58:49	-0.53	1.35
2	12	2018	15	58	59	14:58:59	-0.33	1.08
2	12	2018	15	59	9	14:59:09	-0.44	1.11
2	12	2018	15	59	19	14:59:19	-0.57	1.39
2	12	2018	15	59	29	14:59:29	-0.66	1.47
2	12	2018	15	59	39	14:59:39	-0.63	1.74
2	12	2018	15	59	49	14:59:49	-0.49	2.12
2	12	2018	15	59	59	14:59:59	-0.2	1.31
2	12	2018	16	0	9	15:00:09	-0.12	1.42
2	12	2018	16	0	19	15:00:19	0.05	1.2
2	12	2018	16	0	29	15:00:29	0.34	1.24
2	12	2018	16	0	39	15:00:39	0.29	2.13
2	12	2018	16	0	49	15:00:49	0.22	1.67
2	12	2018	16	0	59	15:00:59	0.62	1.84
2	12	2018	16	1	9	15:01:09	0.55	2.73
2	12	2018	16	1	19	15:01:19	0.68	2.09
2	12	2018	16	1	29	15:01:29	0.64	1
2	12	2018	16	1	39	15:01:39	0.49	0.61
2	12	2018	16	1	49	15:01:49	0.37	0.89
2	12	2018	16	1	59	15:01:59	0.12	0.63
2	12	2018	16	2	9	15:02:09	-0.02	1.23
2	12	2018	16	2	19	15:02:19	0.01	1.02
2	12	2018	16	2	29	15:02:29	0.21	1.36
2	12	2018	16	2	39	15:02:39	0.77	1.25
2	12	2018	16	2	49	15:02:49	0.81	1.17
2	12	2018	16	2	59	15:02:59	0.96	1.32
2	12	2018	16	3	9	15:03:09	1.48	1.06
2	12	2018	16	3	19	15:03:19	1.12	2.18
2	12	2018	16	3	29	15:03:29	0.81	2.4
2	12	2018	16	3	39	15:03:39	0.8	1.25
2	12	2018	16	3	49	15:03:49	0.46	1.58
2	12	2018	16	3	59	15:03:59	0.31	1.48
2	12	2018	16	4	9	15:04:09	0.28	0.68
2	12	2018	16	4	19	15:04:19	0.35	1.07
2	12	2018	16	4	29	15:04:29	0.14	1.74
2	12	2018	16	4	39	15:04:39	-0.34	2.2
2	12	2018	16	4	49	15:04:49	-0.77	2.75
2	12	2018	16	4	59	15:04:59	-0.72	2.65
2	12	2018	16	5	9	15:05:09	-0.33	1.98
2	12	2018	16	5	19	15:05:19	-0.01	2.58
2	12	2018	16	5	29	15:05:29	-0.23	3.1
2	12	2018	16	5	39	15:05:39	-0.06	2.69
2	12	2018	16	5	49	15:05:49	0.31	1.63
2	12	2018	16	5	59	15:05:59	0.69	1.77
2	12	2018	16	6	9	15:06:09	0.76	2.43
2	12	2018	16	6	19	15:06:19	0.46	2
2	12	2018	16	6	29	15:06:29	0.35	2.35

month	day	year	hour	minute	sec	time	subslab/ambient (Pa)	ambient/outdoor (Pa)
2	12	2018	16	6	39	15:06:39	-0.06	2.59
2	12	2018	16	6	49	15:06:49	-0.32	1.8
2	12	2018	16	6	59	15:06:59	-0.25	1.78
2	12	2018	16	7	9	15:07:09	0.15	0.84
2	12	2018	16	7	19	15:07:19	0.2	1.12
2	12	2018	16	7	29	15:07:29	-0.21	1.87
2	12	2018	16	7	39	15:07:39	-0.23	1.61
2	12	2018	16	7	49	15:07:49	-0.51	2.44
2	12	2018	16	7	59	15:07:59	-0.47	2.04
2	12	2018	16	8	9	15:08:09	-0.35	2.03
2	12	2018	16	8	19	15:08:19	-0.53	2
2	12	2018	16	8	29	15:08:29	-0.8	2.35
2	12	2018	16	8	39	15:08:39	-0.79	1.73
2	12	2018	16	8	49	15:08:49	-0.83	1.93
2	12	2018	16	8	59	15:08:59	-0.63	2.6
2	12	2018	16	9	9	15:09:09	-0.45	1.98
2	12	2018	16	9	19	15:09:19	-0.37	1.27
2	12	2018	16	9	29	15:09:29	-0.47	0.77
2	12	2018	16	9	39	15:09:39	-0.55	0.46
2	12	2018	16	9	49	15:09:49	-0.33	0.39
2	12	2018	16	9	59	15:09:59	-0.26	1.24
2	12	2018	16	10	9	15:10:09	-0.21	0.39
2	12	2018	16	10	19	15:10:19	-0.03	2.45
2	12	2018	16	10	29	15:10:29	-0.47	3.14
2	12	2018	16	10	39	15:10:39	-0.6	2.05
2	12	2018	16	10	49	15:10:49	-0.59	0.29
2	12	2018	16	10	59	15:10:59	-0.28	0.31
2	12	2018	16	11	9	15:11:09	-0.23	-0.07
2	12	2018	16	11	19	15:11:19	-0.42	2.47
2	12	2018	16	11	29	15:11:29	-1.37	3.48
2	12	2018	16	11	39	15:11:39	-0.86	2.94
2	12	2018	16	11	49	15:11:49	-0.72	2.61
2	12	2018	16	11	59	15:11:59	-1.16	2.8
2	12	2018	16	12	9	15:12:09	-1.13	2.9
2	12	2018	16	12	19	15:12:19	-0.54	2.77
2	12	2018	16	12	29	15:12:29	-0.35	3.5
2	12	2018	16	12	39	15:12:39	-0.17	1.7
2	12	2018	16	12	49	15:12:49	-0.45	2.29
2	12	2018	16	12	59	15:12:59	-0.62	1.73
2	12	2018	16	13	9	15:13:09	-0.17	1.62
2	12	2018	16	13	19	15:13:19	-0.06	1.84
2	12	2018	16	13	29	15:13:29	-0.26	1.61
2	12	2018	16	13	39	15:13:39	-0.79	1.51
2	12	2018	16	13	49	15:13:49	-0.78	0.76
2	12	2018	16	13	59	15:13:59	-0.44	0.17
2	12	2018	16	14	9	15:14:09	-0.26	0.28
2	12	2018	16	14	19	15:14:19	-0.1	1.41
2	12	2018	16	14	29	15:14:29	-0.09	1.42
2	12	2018	16	14	39	15:14:39	-0.11	1.45
2	12	2018	16	14	49	15:14:49	-0.13	1.48
2	12	2018	16	14	59	15:14:59	-0.46	1.58
2	12	2018	16	15	9	15:15:09	-0.73	1.95
2	12	2018	16	15	19	15:15:19	-0.58	1.22
2	12	2018	16	15	29	15:15:29	-0.46	1

month	day	year	hour	minute	sec	time	subslab/ambient (Pa)	ambient/outdoor (Pa)
2	12	2018	16	15	39	15:15:39	-0.66	1.21
2	12	2018	16	15	49	15:15:49	-0.58	0.87
2	12	2018	16	15	59	15:15:59	-0.45	0.7
2	12	2018	16	16	9	15:16:09	-0.67	1.74
2	12	2018	16	16	19	15:16:19	-0.7	1.39
2	12	2018	16	16	29	15:16:29	-0.37	2.43
2	12	2018	16	16	39	15:16:39	-0.89	3.37
2	12	2018	16	16	49	15:16:49	-0.73	2.32
2	12	2018	16	16	59	15:16:59	-1.13	0.68
2	12	2018	16	17	9	15:17:09	-1.55	0.91
2	12	2018	16	17	19	15:17:19	-2.3	1.14
2	12	2018	16	17	29	15:17:29	-2.34	0.63
2	12	2018	16	17	39	15:17:39	-1.78	0.23
2	12	2018	16	17	49	15:17:49	-0.9	-0.17
2	12	2018	16	17	59	15:17:59	-0.77	-0.66
2	12	2018	16	18	9	15:18:09	-1.04	0.52
2	12	2018	16	18	19	15:18:19	-1.51	2.03
2	12	2018	16	18	29	15:18:29	-1.93	2.53
2	12	2018	16	18	39	15:18:39	-1.94	1.3
2	12	2018	16	18	49	15:18:49	-2.02	0.93
2	12	2018	16	18	59	15:18:59	-2.02	0.7
2	12	2018	16	19	9	15:19:09	-2.13	1.96
2	12	2018	16	19	19	15:19:19	-1.83	1.61
2	12	2018	16	19	29	15:19:29	-1.8	1.46
2	12	2018	16	19	39	15:19:39	-1.78	0.74
2	12	2018	16	19	49	15:19:49	-1.89	0.62
2	12	2018	16	19	59	15:19:59	-1.67	0.52
2	12	2018	16	20	9	15:20:09	-2.05	1.22
2	12	2018	16	20	19	15:20:19	-2.02	1.28
2	12	2018	16	20	29	15:20:29	-2.03	0.71
2	12	2018	16	20	39	15:20:39	-2.02	0.7
2	12	2018	16	20	49	15:20:49	-1.93	0.54
2	12	2018	16	20	59	15:20:59	-1.93	0.89
2	12	2018	16	21	9	15:21:09	-1.7	1.17
2	12	2018	16	21	19	15:21:19	-1.37	0.85
2	12	2018	16	21	29	15:21:29	-1.31	1.04
2	12	2018	16	21	39	15:21:39	-1.08	1.13
2	12	2018	16	21	49	15:21:49	-1.02	1.45
2	12	2018	16	21	59	15:21:59	-0.86	0.77
2	12	2018	16	22	9	15:22:09	-0.67	0.06
2	12	2018	16	22	19	15:22:19	-0.55	1.07
2	12	2018	16	22	29	15:22:29	-0.14	0.9
2	12	2018	16	22	39	15:22:39	-0.08	0.95
2	12	2018	16	22	49	15:22:49	-0.42	1.78
2	12	2018	16	22	59	15:22:59	-1.15	1.37
2	12	2018	16	23	9	15:23:09	-1.62	1.23
2	12	2018	16	23	19	15:23:19	-1.68	1.88
2	12	2018	16	23	29	15:23:29	-1.94	2.6
2	12	2018	16	23	39	15:23:39	-1.48	1.95
2	12	2018	16	23	49	15:23:49	-1.24	2.28
2	12	2018	16	23	59	15:23:59	-0.77	1.59
2	12	2018	16	24	9	15:24:09	-0.18	0.09
2	12	2018	16	24	19	15:24:19	-0.02	0.66
2	12	2018	16	24	29	15:24:29	-0.07	1.08

month	day	year	hour	minute	sec	time	subslab/ambient (Pa)	ambient/outdoor (Pa)
2	12	2018	16	24	39	15:24:39	-0.37	0.78
2	12	2018	16	24	49	15:24:49	-0.49	0.73
2	12	2018	16	24	59	15:24:59	-0.51	0.86
2	12	2018	16	25	9	15:25:09	-0.4	1.6
2	12	2018	16	25	19	15:25:19	-0.63	1.42
2	12	2018	16	25	29	15:25:29	-0.61	0.95
2	12	2018	16	25	39	15:25:39	-0.5	3.12
2	12	2018	16	25	49	15:25:49	-0.51	3.04
2	12	2018	16	25	59	15:25:59	0.02	1.22
2	12	2018	16	26	9	15:26:09	0.08	1.19
2	12	2018	16	26	19	15:26:19	-0.04	1.35
2	12	2018	16	26	29	15:26:29	-0.6	2.5
2	12	2018	16	26	39	15:26:39	-1.16	2.9
2	12	2018	16	26	49	15:26:49	-1.58	2.7
2	12	2018	16	26	59	15:26:59	-1.56	1.65
2	12	2018	16	27	9	15:27:09	-0.79	2.55
2	12	2018	16	27	19	15:27:19	-0.11	4.29
2	12	2018	16	27	29	15:27:29	0.59	2.14
2	12	2018	16	27	39	15:27:39	0.89	1.79
2	12	2018	16	27	49	15:27:49	0.83	1.22
2	12	2018	16	27	59	15:27:59	0.36	1
2	12	2018	16	28	9	15:28:09	-0.19	0.65
2	12	2018	16	28	19	15:28:19	-0.48	0.39
2	12	2018	16	28	29	15:28:29	-0.27	0.14
2	12	2018	16	28	39	15:28:39	0.19	0.08
2	12	2018	16	28	49	15:28:49	0.29	-0.82
2	12	2018	16	28	59	15:28:59	0.66	-1.44
2	12	2018	16	29	9	15:29:09	0.95	-0.76
2	12	2018	16	29	19	15:29:19	0.9	-0.26
2	12	2018	16	29	29	15:29:29	0.38	1.52
2	12	2018	16	29	39	15:29:39	0.12	2.44
2	12	2018	16	29	49	15:29:49	-0.03	1.83
2	12	2018	16	29	59	15:29:59	0.17	2.12
2	12	2018	16	30	9	15:30:09	0.4	1.87
2	12	2018	16	30	19	15:30:19	0.95	0.79
2	12	2018	16	30	29	15:30:29	0.98	0.88
2	12	2018	16	30	39	15:30:39	0.74	1.35
2	12	2018	16	30	49	15:30:49	0.3	1.49
2	12	2018	16	30	59	15:30:59	-0.16	1.88
2	12	2018	16	31	9	15:31:09	0.04	2.31
2	12	2018	16	31	19	15:31:19	0.12	2.3
2	12	2018	16	31	29	15:31:29	-0.08	2.89
2	12	2018	16	31	39	15:31:39	-0.29	3.18
2	12	2018	16	31	49	15:31:49	-0.27	3.03
2	12	2018	16	31	59	15:31:59	0.66	1.28
2	12	2018	16	32	9	15:32:09	1.14	0.7
2	12	2018	16	32	19	15:32:19	0.96	1.51
2	12	2018	16	32	29	15:32:29	0.13	2.51
2	12	2018	16	32	39	15:32:39	-0.35	2.31
2	12	2018	16	32	49	15:32:49	-0.43	2.71
2	12	2018	16	32	59	15:32:59	-1.31	3.69
2	12	2018	16	33	9	15:33:09	-1.41	4.18
2	12	2018	16	33	19	15:33:19	-1.1	4.02
2	12	2018	16	33	29	15:33:29	-0.92	3.74

month	day	year	hour	minute	sec	time	subslab/ambient (Pa)	ambient/outdoor (Pa)
2	12	2018	16	33	39	15:33:39	-0.44	3.12
2	12	2018	16	33	49	15:33:49	-0.34	2.76
2	12	2018	16	33	59	15:33:59	-0.59	2.44
2	12	2018	16	34	9	15:34:09	-0.13	2.34
2	12	2018	16	34	19	15:34:19	-0.53	2.06
2	12	2018	16	34	29	15:34:29	-1.04	2.68
2	12	2018	16	34	39	15:34:39	-1.46	2.83
2	12	2018	16	34	49	15:34:49	-1.6	2.57
2	12	2018	16	34	59	15:34:59	-1.07	1.49
2	12	2018	16	35	9	15:35:09	-0.94	2.17
2	12	2018	16	35	19	15:35:19	-0.57	1.44
2	12	2018	16	35	29	15:35:29	-0.45	1.59
2	12	2018	16	35	39	15:35:39	-0.41	2.21
2	12	2018	16	35	49	15:35:49	-0.52	3.45
2	12	2018	16	35	59	15:35:59	-0.81	3.45
2	12	2018	16	36	9	15:36:09	-1.06	2.49
2	12	2018	16	36	19	15:36:19	-1.38	1.81
2	12	2018	16	36	29	15:36:29	-0.63	-0.07
2	12	2018	16	36	39	15:36:39	-0.26	1.14
2	12	2018	16	36	49	15:36:49	-0.34	1.72
2	12	2018	16	36	59	15:36:59	-0.64	2.23
2	12	2018	16	37	9	15:37:09	-0.67	1.32
2	12	2018	16	37	19	15:37:19	-0.92	1.15
2	12	2018	16	37	29	15:37:29	-1.39	1.41
2	12	2018	16	37	39	15:37:39	-1.9	1.17
2	12	2018	16	37	49	15:37:49	-1.78	1.38
2	12	2018	16	37	59	15:37:59	-1.29	2.13
2	12	2018	16	38	9	15:38:09	-1.12	3.31
2	12	2018	16	38	19	15:38:19	-1.22	4.24
2	12	2018	16	38	29	15:38:29	-1.31	4.41
2	12	2018	16	38	39	15:38:39	-1.23	3.18
2	12	2018	16	38	49	15:38:49	-1.25	2.77
2	12	2018	16	38	59	15:38:59	-1.44	3.12
2	12	2018	16	39	9	15:39:09	-1.16	2.52
2	12	2018	16	39	19	15:39:19	-0.61	1.46
2	12	2018	16	39	29	15:39:29	-0.08	0.96
2	12	2018	16	39	39	15:39:39	0.22	1.35
2	12	2018	16	39	49	15:39:49	0.04	2.08
2	12	2018	16	39	59	15:39:59	0.21	1.14
2	12	2018	16	40	9	15:40:09	0.17	2.13
2	12	2018	16	40	19	15:40:19	-0.03	1.35
2	12	2018	16	40	29	15:40:29	-0.18	3.45
2	12	2018	16	40	39	15:40:39	-0.12	1.94
2	12	2018	16	40	49	15:40:49	-0.27	0.45
2	12	2018	16	40	59	15:40:59	-0.75	1.58
2	12	2018	16	41	9	15:41:09	-0.72	0.29
2	12	2018	16	41	19	15:41:19	-0.34	1.89
2	12	2018	16	41	29	15:41:29	-0.59	1.5
2	12	2018	16	41	39	15:41:39	-0.18	3.8
2	12	2018	16	41	49	15:41:49	-0.11	3.22
2	12	2018	16	41	59	15:41:59	-0.11	1.95
2	12	2018	16	42	9	15:42:09	-0.27	1.03
2	12	2018	16	42	19	15:42:19	-0.45	0.28
2	12	2018	16	42	29	15:42:29	-0.64	0.37

month	day	year	hour	minute	sec	time	subslab/ambient (Pa)	ambient/outdoor (Pa)
2	12	2018	16	42	39	15:42:39	-0.93	0.83
2	12	2018	16	42	49	15:42:49	-1.21	0.81
2	12	2018	16	42	59	15:42:59	-1.36	0.48
2	12	2018	16	43	9	15:43:09	-1.01	0.4
2	12	2018	16	43	19	15:43:19	-1.03	0.84
2	12	2018	16	43	29	15:43:29	-1.03	0.81
2	12	2018	16	43	39	15:43:39	-1.3	0.99
2	12	2018	16	43	49	15:43:49	-1.52	0.45
2	12	2018	16	43	59	15:43:59	-1.77	3.03
2	12	2018	16	44	9	15:44:09	-1.85	2.71
2	12	2018	16	44	19	15:44:19	-1.76	1.83
2	12	2018	16	44	29	15:44:29	-1.5	1.38
2	12	2018	16	44	39	15:44:39	-1.52	1.3
2	12	2018	16	44	49	15:44:49	-1.96	2.24
2	12	2018	16	44	59	15:44:59	-2.33	2.5
2	12	2018	16	45	9	15:45:09	-2.51	3.25
2	12	2018	16	45	19	15:45:19	-2.34	2.11
2	12	2018	16	45	29	15:45:29	-2.33	2.08
2	12	2018	16	45	39	15:45:39	-2.39	2.61
2	12	2018	16	45	49	15:45:49	-2.22	2.71
2	12	2018	16	45	59	15:45:59	-2.15	1.9
2	12	2018	16	46	9	15:46:09	-1.99	1.12
2	12	2018	16	46	19	15:46:19	-1.96	0.98
2	12	2018	16	46	29	15:46:29	-2.12	0.72
2	12	2018	16	46	39	15:46:39	-1.98	1.4
2	12	2018	16	46	49	15:46:49	-1.73	1.49
2	12	2018	16	46	59	15:46:59	-1.5	1.56
2	12	2018	16	47	9	15:47:09	-1.2	1.23
2	12	2018	16	47	19	15:47:19	-1.18	0.82
2	12	2018	16	47	29	15:47:29	-1.39	0.22
2	12	2018	16	47	39	15:47:39	-1.66	0.41
2	12	2018	16	47	49	15:47:49	-1.75	0.86
2	12	2018	16	47	59	15:47:59	-1.71	-0.07
2	12	2018	16	48	9	15:48:09	-1.39	-0.56
2	12	2018	16	48	19	15:48:19	-1.27	-0.23
2	12	2018	16	48	29	15:48:29	-1.14	0.12
2	12	2018	16	48	39	15:48:39	-1.22	0.15
2	12	2018	16	48	49	15:48:49	-1.37	1.1
2	12	2018	16	48	59	15:48:59	-1.52	2.15
2	12	2018	16	49	9	15:49:09	-1.5	2.26
2	12	2018	16	49	19	15:49:19	-1.47	1.83
2	12	2018	16	49	29	15:49:29	-1.26	1.98
2	12	2018	16	49	39	15:49:39	-1.03	2.17
2	12	2018	16	49	49	15:49:49	-0.77	1.39
2	12	2018	16	49	59	15:49:59	-0.74	1.39
2	12	2018	16	50	9	15:50:09	-0.95	1.4
2	12	2018	16	50	19	15:50:19	-1.29	1.37
2	12	2018	16	50	29	15:50:29	-1.73	1.57
2	12	2018	16	50	39	15:50:39	-1.56	0.83
2	12	2018	16	50	49	15:50:49	-1.3	0.21
2	12	2018	16	50	59	15:50:59	-1.09	0.23
2	12	2018	16	51	9	15:51:09	-0.99	0.89
2	12	2018	16	51	19	15:51:19	-0.9	1.2
2	12	2018	16	51	29	15:51:29	-1.03	2.44

month	day	year	hour	minute	sec	time	subslab/ambient (Pa)	ambient/outdoor (Pa)
2	12	2018	16	51	39	15:51:39	-0.88	2.11
2	12	2018	16	51	49	15:51:49	-1.04	1.91
2	12	2018	16	51	59	15:51:59	-1.56	2.81
2	12	2018	16	52	9	15:52:09	-1.65	1.3
2	12	2018	16	52	19	15:52:19	-1.17	0.2
2	12	2018	16	52	29	15:52:29	-0.87	0.64
2	12	2018	16	52	39	15:52:39	-1.02	4.81
2	12	2018	16	52	49	15:52:49	-1.06	5.4
2	12	2018	16	52	59	15:52:59	-0.68	3.31
2	12	2018	16	53	9	15:53:09	-0.55	3.94
2	12	2018	16	53	19	15:53:19	-0.92	3.28
2	12	2018	16	53	29	15:53:29	-1.2	4.13
2	12	2018	16	53	39	15:53:39	-1.18	3.77
2	12	2018	16	53	49	15:53:49	-1.08	3.2
2	12	2018	16	53	59	15:53:59	-1.18	2.57
2	12	2018	16	54	9	15:54:09	-1.49	2.99
2	12	2018	16	54	19	15:54:19	-1.32	2.45
2	12	2018	16	54	29	15:54:29	-0.83	2.51
2	12	2018	16	54	39	15:54:39	-0.56	2.01
2	12	2018	16	54	49	15:54:49	-0.74	2.88
2	12	2018	16	54	59	15:54:59	-0.88	3.2
2	12	2018	16	55	9	15:55:09	-0.51	2.6
2	12	2018	16	55	19	15:55:19	-0.45	1.44
2	12	2018	16	55	29	15:55:29	-0.72	1.76
2	12	2018	16	55	39	15:55:39	-0.74	2.71
2	12	2018	16	55	49	15:55:49	-0.6	2.81
2	12	2018	16	55	59	15:55:59	-0.13	2.22
2	12	2018	16	56	9	15:56:09	-0.22	2.38
2	12	2018	16	56	19	15:56:19	-0.53	3.19
2	12	2018	16	56	29	15:56:29	-0.71	3.31
2	12	2018	16	56	39	15:56:39	-0.41	3
2	12	2018	16	56	49	15:56:49	-0.6	3.19
2	12	2018	16	56	59	15:56:59	-0.44	2.67
2	12	2018	16	57	9	15:57:09	0.15	2.17
2	12	2018	16	57	19	15:57:19	0.19	2.03
2	12	2018	16	57	29	15:57:29	0.25	1.34
2	12	2018	16	57	39	15:57:39	0.1	1.22
2	12	2018	16	57	49	15:57:49	-0.35	1.83
2	12	2018	16	57	59	15:57:59	-0.51	1.63
2	12	2018	16	58	9	15:58:09	-0.35	1.4
2	12	2018	16	58	19	15:58:19	-0.05	2.04
2	12	2018	16	58	29	15:58:29	-0.34	1.35
2	12	2018	16	58	39	15:58:39	-0.31	1.51
2	12	2018	16	58	49	15:58:49	-0.6	2.77
2	12	2018	16	58	59	15:58:59	-0.87	3.24
2	12	2018	16	59	9	15:59:09	-1.2	3.43
2	12	2018	16	59	19	15:59:19	-1.67	3.39
2	12	2018	16	59	29	15:59:29	-1.06	3.23
2	12	2018	16	59	39	15:59:39	-0.91	3.54
2	12	2018	16	59	49	15:59:49	-1.01	2.65
2	12	2018	16	59	59	15:59:59	-1.09	2.14
2	12	2018	17	0	9	16:00:09	-1.38	2.59
2	12	2018	17	0	19	16:00:19	-1.62	2.52
2	12	2018	17	0	29	16:00:29	-1.91	3.22

month	day	year	hour	minute	sec	time	subslab/ambient (Pa)	ambient/outdoor (Pa)
2	12	2018	17	0	39	16:00:39	-2.37	3.35
2	12	2018	17	0	49	16:00:49	-2.66	3.74
2	12	2018	17	0	59	16:00:59	-2.2	1.55
2	12	2018	17	1	9	16:01:09	-2.01	1.94
2	12	2018	17	1	19	16:01:19	-2.41	3.79
2	12	2018	17	1	29	16:01:29	-2.28	3.68
2	12	2018	17	1	39	16:01:39	-1.93	3.58
2	12	2018	17	1	49	16:01:49	-1.56	2.06
2	12	2018	17	1	59	16:01:59	-1.16	1.46
2	12	2018	17	2	9	16:02:09	-1.03	1.01
2	12	2018	17	2	19	16:02:19	-1.05	0.61
2	12	2018	17	2	29	16:02:29	-0.67	0.43
2	12	2018	17	2	39	16:02:39	-0.84	1.49
2	12	2018	17	2	49	16:02:49	-1.3	1.86
2	12	2018	17	2	59	16:02:59	-1.23	2.93
2	12	2018	17	3	9	16:03:09	-1.12	1.87
2	12	2018	17	3	19	16:03:19	-1.24	2.29
2	12	2018	17	3	29	16:03:29	-1.11	2.68
2	12	2018	17	3	39	16:03:39	-1.03	2.86
2	12	2018	17	3	49	16:03:49	-1.32	1.68
2	12	2018	17	3	59	16:03:59	-1.25	2.23
2	12	2018	17	4	9	16:04:09	-1.55	2.3
2	12	2018	17	4	19	16:04:19	-0.87	1.11
2	12	2018	17	4	29	16:04:29	-1.05	0.91
2	12	2018	17	4	39	16:04:39	-0.91	1.42
2	12	2018	17	4	49	16:04:49	-0.37	-0.3
2	12	2018	17	4	59	16:04:59	0.02	0.06
2	12	2018	17	5	9	16:05:09	-0.62	2.23
2	12	2018	17	5	19	16:05:19	-1.2	3.01
2	12	2018	17	5	29	16:05:29	-1.19	2.01
2	12	2018	17	5	39	16:05:39	-0.99	2.24
2	12	2018	17	5	49	16:05:49	-0.94	1.69
2	12	2018	17	5	59	16:05:59	-0.26	0.95
2	12	2018	17	6	9	16:06:09	-0.11	2.58
2	12	2018	17	6	19	16:06:19	0.06	2.74
2	12	2018	17	6	29	16:06:29	-0.17	2.69
2	12	2018	17	6	39	16:06:39	-0.45	4.07
2	12	2018	17	6	49	16:06:49	-0.6	4.16
2	12	2018	17	6	59	16:06:59	-0.36	3.62
2	12	2018	17	7	9	16:07:09	-0.25	2.92
2	12	2018	17	7	19	16:07:19	-0.25	2.11
2	12	2018	17	7	29	16:07:29	-0.05	2.22
2	12	2018	17	7	39	16:07:39	0.05	2.2
2	12	2018	17	7	49	16:07:49	-0.07	2.23
2	12	2018	17	7	59	16:07:59	0.09	1.78
2	12	2018	17	8	9	16:08:09	0.64	-0.16
2	12	2018	17	8	19	16:08:19	0.27	4.41
2	12	2018	17	8	29	16:08:29	-0.84	3.79
2	12	2018	17	8	39	16:08:39	-1.12	3.08
2	12	2018	17	8	49	16:08:49	-0.56	2.65
2	12	2018	17	8	59	16:08:59	-0.1	3.16
2	12	2018	17	9	9	16:09:09	0.41	1.98
2	12	2018	17	9	19	16:09:19	-0.04	2.41
2	12	2018	17	9	29	16:09:29	-0.63	1.46

month	day	year	hour	minute	sec	time	subslab/ambient (Pa)	ambient/outdoor (Pa)
2	12	2018	17	9	39	16:09:39	-0.82	1.45
2	12	2018	17	9	49	16:09:49	-0.76	1.44
2	12	2018	17	9	59	16:09:59	-0.25	1.09
2	12	2018	17	10	9	16:10:09	-0.48	2.2
2	12	2018	17	10	19	16:10:19	-0.96	3.06
2	12	2018	17	10	29	16:10:29	0.37	1.81
2	12	2018	17	10	39	16:10:39	0.55	1.36
2	12	2018	17	10	49	16:10:49	-0.11	3.95
2	12	2018	17	10	59	16:10:59	-0.66	6.39
2	12	2018	17	11	9	16:11:09	-0.66	4.1
2	12	2018	17	11	19	16:11:19	-0.72	3.39
2	12	2018	17	11	29	16:11:29	-0.89	3.59
2	12	2018	17	11	39	16:11:39	-1.61	4.01
2	12	2018	17	11	49	16:11:49	-1.46	3.98
2	12	2018	17	11	59	16:11:59	-0.73	3.07
2	12	2018	17	12	9	16:12:09	-0.86	5.65
2	12	2018	17	12	19	16:12:19	-1.29	3.82
2	12	2018	17	12	29	16:12:29	-1.32	1.82
2	12	2018	17	12	39	16:12:39	-0.74	0.92
2	12	2018	17	12	49	16:12:49	-0.69	1.45
2	12	2018	17	12	59	16:12:59	-0.91	1.08
2	12	2018	17	13	9	16:13:09	-0.98	1.41
2	12	2018	17	13	19	16:13:19	-0.61	1
2	12	2018	17	13	29	16:13:29	-0.31	2.93
2	12	2018	17	13	39	16:13:39	-0.62	3.23
2	12	2018	17	13	49	16:13:49	-1.03	3.07
2	12	2018	17	13	59	16:13:59	-0.94	3.04
2	12	2018	17	14	9	16:14:09	-0.92	2.98
2	12	2018	17	14	19	16:14:19	-1.19	3.31
2	12	2018	17	14	29	16:14:29	-0.77	1.5
2	12	2018	17	14	39	16:14:39	-0.58	1.8
2	12	2018	17	14	49	16:14:49	-0.74	2.71
2	12	2018	17	14	59	16:14:59	-1.28	2.67
2	12	2018	17	15	9	16:15:09	-1.4	2.62
2	12	2018	17	15	19	16:15:19	-1.26	3.78
2	12	2018	17	15	29	16:15:29	-1.56	4.62
2	12	2018	17	15	39	16:15:39	-1.15	4.05
2	12	2018	17	15	49	16:15:49	-0.34	1.88
2	12	2018	17	15	59	16:15:59	-0.59	2.71
2	12	2018	17	16	9	16:16:09	-1.17	3.22
2	12	2018	17	16	19	16:16:19	-1.2	1.59
2	12	2018	17	16	29	16:16:29	-0.87	2.06
2	12	2018	17	16	39	16:16:39	-0.57	2.33
2	12	2018	17	16	49	16:16:49	-0.46	1.17
2	12	2018	17	16	59	16:16:59	-0.68	2.19
2	12	2018	17	17	9	16:17:09	-0.53	1.9
2	12	2018	17	17	19	16:17:19	-0.23	1.82
2	12	2018	17	17	29	16:17:29	-0.79	2.11
2	12	2018	17	17	39	16:17:39	-0.06	0.06
2	12	2018	17	17	49	16:17:49	0.62	2.16
2	12	2018	17	17	59	16:17:59	-0.7	7.37
2	12	2018	17	18	9	16:18:09	-1.2	4.78
2	12	2018	17	18	19	16:18:19	-1.09	4.07
2	12	2018	17	18	29	16:18:29	-1.29	3.74

month	day	year	hour	minute	sec	time	subslab/ambient (Pa)	ambient/outdoor (Pa)
2	12	2018	17	18	39	16:18:39	-1.43	1.88
2	12	2018	17	18	49	16:18:49	-0.93	1.93
2	12	2018	17	18	59	16:18:59	-0.36	1.99
2	12	2018	17	19	9	16:19:09	-0.07	2.81
2	12	2018	17	19	19	16:19:19	-0.46	2.25
2	12	2018	17	19	29	16:19:29	-0.26	2.52
2	12	2018	17	19	39	16:19:39	-0.36	3.52
2	12	2018	17	19	49	16:19:49	-0.83	3.44
2	12	2018	17	19	59	16:19:59	-1.1	3.03
2	12	2018	17	20	9	16:20:09	-1.02	2.01
2	12	2018	17	20	19	16:20:19	-0.79	2.26
2	12	2018	17	20	29	16:20:29	-0.23	1.37
2	12	2018	17	20	39	16:20:39	-0.46	1.21
2	12	2018	17	20	49	16:20:49	-1.02	1.97
2	12	2018	17	20	59	16:20:59	-0.97	0.43
2	12	2018	17	21	9	16:21:09	-0.94	1.25
2	12	2018	17	21	19	16:21:19	-1.4	1.2
2	12	2018	17	21	29	16:21:29	-1.53	-0.16
2	12	2018	17	21	39	16:21:39	-1.36	0.34
2	12	2018	17	21	49	16:21:49	-1.29	1.62
2	12	2018	17	21	59	16:21:59	-1.65	2.62
2	12	2018	17	22	9	16:22:09	-1.69	2.81
2	12	2018	17	22	19	16:22:19	-1.28	1.14
2	12	2018	17	22	29	16:22:29	-0.83	0.73
2	12	2018	17	22	39	16:22:39	-1	0.94
2	12	2018	17	22	49	16:22:49	-1.09	1.77
2	12	2018	17	22	59	16:22:59	-1.12	1.5
2	12	2018	17	23	9	16:23:09	-0.87	0.85
2	12	2018	17	23	19	16:23:19	-0.85	0.55
2	12	2018	17	23	29	16:23:29	-0.48	1.52
2	12	2018	17	23	39	16:23:39	-0.59	3.05
2	12	2018	17	23	49	16:23:49	-1.03	3.12
2	12	2018	17	23	59	16:23:59	-1.02	2.19
2	12	2018	17	24	9	16:24:09	-1.19	1.63
2	12	2018	17	24	19	16:24:19	-1.18	0.7
2	12	2018	17	24	29	16:24:29	-1.36	1.98
2	12	2018	17	24	39	16:24:39	-1.58	2.96
2	12	2018	17	24	49	16:24:49	-1.76	3.1
2	12	2018	17	24	59	16:24:59	-1.46	2.33
2	12	2018	17	25	9	16:25:09	-1.16	2.13
2	12	2018	17	25	19	16:25:19	-0.86	1.71
2	12	2018	17	25	29	16:25:29	-0.8	1.6
2	12	2018	17	25	39	16:25:39	-0.65	1.66
2	12	2018	17	25	49	16:25:49	-0.61	0.94
2	12	2018	17	25	59	16:25:59	-0.73	0.75
2	12	2018	17	26	9	16:26:09	-0.79	0.83
2	12	2018	17	26	19	16:26:19	-0.39	0.95
2	12	2018	17	26	29	16:26:29	0.1	0.84
2	12	2018	17	26	39	16:26:39	0.26	0.5
2	12	2018	17	26	49	16:26:49	-0.21	1.31
2	12	2018	17	26	59	16:26:59	-0.74	1.85
2	12	2018	17	27	9	16:27:09	-1.2	2
2	12	2018	17	27	19	16:27:19	-1.51	2.44
2	12	2018	17	27	29	16:27:29	-0.88	1.06

month	day	year	hour	minute	sec	time	subslab/ambient (Pa)	ambient/outdoor (Pa)
2	12	2018	17	27	39	16:27:39	0.34	1.02
2	12	2018	17	27	49	16:27:49	0.99	1.39
2	12	2018	17	27	59	16:27:59	0.68	1.76
2	12	2018	17	28	9	16:28:09	-0.12	4.43
2	12	2018	17	28	19	16:28:19	-0.29	1.7
2	12	2018	17	28	29	16:28:29	-0.08	0.95
2	12	2018	17	28	39	16:28:39	-0.4	1.57
2	12	2018	17	28	49	16:28:49	-0.56	0.56
2	12	2018	17	28	59	16:28:59	-0.47	1.17
2	12	2018	17	29	9	16:29:09	0.12	0.46
2	12	2018	17	29	19	16:29:19	0.51	-0.33
2	12	2018	17	29	29	16:29:29	0.46	-0.25
2	12	2018	17	29	39	16:29:39	-0.44	1.09
2	12	2018	17	29	49	16:29:49	-0.53	0.14
2	12	2018	17	29	59	16:29:59	0.85	0.23
2	12	2018	17	30	9	16:30:09	0.74	1.87
2	12	2018	17	30	19	16:30:19	-0.09	3.52
2	12	2018	17	30	29	16:30:29	-0.06	1.13
2	12	2018	17	30	39	16:30:39	0.65	-0.29
2	12	2018	17	30	49	16:30:49	0.75	1.2
2	12	2018	17	30	59	16:30:59	0.39	0.81
2	12	2018	17	31	9	16:31:09	0.1	2.04
2	12	2018	17	31	19	16:31:19	-0.41	3.41
2	12	2018	17	31	29	16:31:29	-1.02	3.48
2	12	2018	17	31	39	16:31:39	-1.18	2.85
2	12	2018	17	31	49	16:31:49	-0.73	2.03
2	12	2018	17	31	59	16:31:59	-0.69	2.13
2	12	2018	17	32	9	16:32:09	0.19	1.25
2	12	2018	17	32	19	16:32:19	0.47	1.04
2	12	2018	17	32	29	16:32:29	0.19	2.62
2	12	2018	17	32	39	16:32:39	-0.22	1.81
2	12	2018	17	32	49	16:32:49	-1.33	4.26
2	12	2018	17	32	59	16:32:59	-1.87	3.92
2	12	2018	17	33	9	16:33:09	-1.5	3.86
2	12	2018	17	33	19	16:33:19	-0.69	2.66
2	12	2018	17	33	29	16:33:29	0.46	-0.54
2	12	2018	17	33	39	16:33:39	0.35	1.51
2	12	2018	17	33	49	16:33:49	-0.08	1.9
2	12	2018	17	33	59	16:33:59	-0.23	0.85
2	12	2018	17	34	9	16:34:09	-0.19	1.72
2	12	2018	17	34	19	16:34:19	-0.04	0.72
2	12	2018	17	34	29	16:34:29	0.24	1.37
2	12	2018	17	34	39	16:34:39	-0.44	2.82
2	12	2018	17	34	49	16:34:49	-0.34	2.63
2	12	2018	17	34	59	16:34:59	-0.18	0.95
2	12	2018	17	35	9	16:35:09	-0.43	2.1
2	12	2018	17	35	19	16:35:19	-1.26	2.33
2	12	2018	17	35	29	16:35:29	-0.5	2
2	12	2018	17	35	39	16:35:39	-0.55	2.12
2	12	2018	17	35	49	16:35:49	0.76	0.82
2	12	2018	17	35	59	16:35:59	0.37	1.34
2	12	2018	17	36	9	16:36:09	-0.38	1.44
2	12	2018	17	36	19	16:36:19	-0.63	2.67
2	12	2018	17	36	29	16:36:29	-0.65	3.13

month	day	year	hour	minute	sec	time	subslab/ambient (Pa)	ambient/outdoor (Pa)
2	12	2018	17	36	39	16:36:39	0.32	2.93
2	12	2018	17	36	49	16:36:49	0.8	1.96
2	12	2018	17	36	59	16:36:59	0.55	3.21
2	12	2018	17	37	9	16:37:09	0.36	2.28
2	12	2018	17	37	19	16:37:19	-0.11	1.85
2	12	2018	17	37	29	16:37:29	-0.01	2.59
2	12	2018	17	37	39	16:37:39	0.53	1.17
2	12	2018	17	37	49	16:37:49	0.33	1.15
2	12	2018	17	37	59	16:37:59	-0.13	1.17
2	12	2018	17	38	9	16:38:09	-0.43	1.57
2	12	2018	17	38	19	16:38:19	-0.03	0.39
2	12	2018	17	38	29	16:38:29	-0.73	3.26
2	12	2018	17	38	39	16:38:39	-0.66	2.29
2	12	2018	17	38	49	16:38:49	-0.53	2.09
2	12	2018	17	38	59	16:38:59	-0.35	0.94
2	12	2018	17	39	9	16:39:09	0.07	0.44
2	12	2018	17	39	19	16:39:19	-0.19	0.91
2	12	2018	17	39	29	16:39:29	-0.47	2.09
2	12	2018	17	39	39	16:39:39	-0.44	0.78
2	12	2018	17	39	49	16:39:49	0.02	0.68
2	12	2018	17	39	59	16:39:59	0.16	0.41
2	12	2018	17	40	9	16:40:09	-0.29	0.97
2	12	2018	17	40	19	16:40:19	-0.57	-0.28
2	12	2018	17	40	29	16:40:29	0.16	1.13
2	12	2018	17	40	39	16:40:39	-0.06	2.13
2	12	2018	17	40	49	16:40:49	-0.53	1.33
2	12	2018	17	40	59	16:40:59	-0.54	1.18
2	12	2018	17	41	9	16:41:09	-0.83	2
2	12	2018	17	41	19	16:41:19	-1.04	1.3
2	12	2018	17	41	29	16:41:29	-0.56	1.73
2	12	2018	17	41	39	16:41:39	-0.78	2.8
2	12	2018	17	41	49	16:41:49	-0.92	2.23
2	12	2018	17	41	59	16:41:59	-0.74	1.37
2	12	2018	17	42	9	16:42:09	-0.63	0.61
2	12	2018	17	42	19	16:42:19	-1.1	1.37
2	12	2018	17	42	29	16:42:29	-0.97	0.85
2	12	2018	17	42	39	16:42:39	-0.56	0.71
2	12	2018	17	42	49	16:42:49	-0.1	0.28
2	12	2018	17	42	59	16:42:59	0.04	1.27
2	12	2018	17	43	9	16:43:09	0.11	0.55
2	12	2018	17	43	19	16:43:19	-0.25	0.85
2	12	2018	17	43	29	16:43:29	-0.6	0.13
2	12	2018	17	43	39	16:43:39	-0.15	-0.04
2	12	2018	17	43	49	16:43:49	-0.15	0.63
2	12	2018	17	43	59	16:43:59	-0.27	-0.08
2	12	2018	17	44	9	16:44:09	-0.11	0.18
2	12	2018	17	44	19	16:44:19	-0.12	0.43
2	12	2018	17	44	29	16:44:29	-0.14	0.36
2	12	2018	17	44	39	16:44:39	-0.18	-0.31
2	12	2018	17	44	49	16:44:49	0.09	-1.12
2	12	2018	17	44	59	16:44:59	0.12	-0.41
2	12	2018	17	45	9	16:45:09	-0.2	-0.34
2	12	2018	17	45	19	16:45:19	-0.15	0.1
2	12	2018	17	45	29	16:45:29	-0.17	0.08

month	day	year	hour	minute	sec	time	subslab/ambient (Pa)	ambient/outdoor (Pa)
2	12	2018	17	45	39	16:45:39	0.11	-0.68
2	12	2018	17	45	49	16:45:49	-0.02	0.52
2	12	2018	17	45	59	16:45:59	-0.12	0.94
2	12	2018	17	46	9	16:46:09	0.17	1.6
2	12	2018	17	46	19	16:46:19	0.39	0.05
2	12	2018	17	46	29	16:46:29	0.02	2.16
2	12	2018	17	46	39	16:46:39	-0.19	2.03
2	12	2018	17	46	49	16:46:49	-0.45	1.61
2	12	2018	17	46	59	16:46:59	-0.07	0.72
2	12	2018	17	47	9	16:47:09	0.33	-0.85
2	12	2018	17	47	19	16:47:19	-0.01	-0.46
2	12	2018	17	47	29	16:47:29	-0.25	-0.32
2	12	2018	17	47	39	16:47:39	-0.11	1.5
2	12	2018	17	47	49	16:47:49	-0.13	2.46
2	12	2018	17	47	59	16:47:59	-0.49	2.18
2	12	2018	17	48	9	16:48:09	-0.38	1.83
2	12	2018	17	48	19	16:48:19	-0.06	1.13
2	12	2018	17	48	29	16:48:29	0.14	1.66
2	12	2018	17	48	39	16:48:39	-0.15	1.76
2	12	2018	17	48	49	16:48:49	-0.24	3.89
2	12	2018	17	48	59	16:48:59	0.05	1.88
2	12	2018	17	49	9	16:49:09	0.13	0.05
2	12	2018	17	49	19	16:49:19	0.2	0.03
2	12	2018	17	49	29	16:49:29	0.32	0.83
2	12	2018	17	49	39	16:49:39	0.18	0.46
2	12	2018	17	49	49	16:49:49	0.23	0.24
2	12	2018	17	49	59	16:49:59	0.22	-0.02
2	12	2018	17	50	9	16:50:09	0.19	0.42
2	12	2018	17	50	19	16:50:19	-0.11	1.03
2	12	2018	17	50	29	16:50:29	-0.31	1.09
2	12	2018	17	50	39	16:50:39	-0.65	0.35
2	12	2018	17	50	49	16:50:49	-1.12	1.18
2	12	2018	17	50	59	16:50:59	-1.23	1.5
2	12	2018	17	51	9	16:51:09	-0.48	0.46
2	12	2018	17	51	19	16:51:19	0.24	-0.49
2	12	2018	17	51	29	16:51:29	0.54	0.07
2	12	2018	17	51	39	16:51:39	0.29	-1.41
2	12	2018	17	51	49	16:51:49	-0.4	-0.08
2	12	2018	17	51	59	16:51:59	-1.1	1.76
2	12	2018	17	52	9	16:52:09	-0.77	1.19
2	12	2018	17	52	19	16:52:19	-0.59	0.77
2	12	2018	17	52	29	16:52:29	-0.5	0.37
2	12	2018	17	52	39	16:52:39	-0.39	0.2
2	12	2018	17	52	49	16:52:49	-0.37	0.39
2	12	2018	17	52	59	16:52:59	-0.4	1.29
2	12	2018	17	53	9	16:53:09	-0.47	0.75
2	12	2018	17	53	19	16:53:19	-0.26	-0.13
2	12	2018	17	53	29	16:53:29	-0.39	0.95
2	12	2018	17	53	39	16:53:39	-0.52	1.38
2	12	2018	17	53	49	16:53:49	-0.94	2.16
2	12	2018	17	53	59	16:53:59	-0.72	1.3
2	12	2018	17	54	9	16:54:09	-0.6	-0.34
2	12	2018	17	54	19	16:54:19	-0.12	0.33
2	12	2018	17	54	29	16:54:29	0.05	1.15

month	day	year	hour	minute	sec	time	subslab/ambient (Pa)	ambient/outdoor (Pa)
2	12	2018	17	54	39	16:54:39	-0.1	0.67
2	12	2018	17	54	49	16:54:49	-0.07	0.97
2	12	2018	17	54	59	16:54:59	-0.87	1.63
2	12	2018	17	55	9	16:55:09	-0.7	-0.07
2	12	2018	17	55	19	16:55:19	-0.49	0.42
2	12	2018	17	55	29	16:55:29	-0.79	0.94
2	12	2018	17	55	39	16:55:39	-0.39	0.39
2	12	2018	17	55	49	16:55:49	-0.36	0.15
2	12	2018	17	55	59	16:55:59	-0.26	-0.23
2	12	2018	17	56	9	16:56:09	-0.17	-0.17
2	12	2018	17	56	19	16:56:19	-0.04	-0.71
2	12	2018	17	56	29	16:56:29	-0.14	-0.39
2	12	2018	17	56	39	16:56:39	-0.23	0.43
2	12	2018	17	56	49	16:56:49	-0.52	1.22
2	12	2018	17	56	59	16:56:59	-0.66	0.93
2	12	2018	17	57	9	16:57:09	-0.52	1.04
2	12	2018	17	57	19	16:57:19	-0.33	0.56
2	12	2018	17	57	29	16:57:29	-0.21	-0.23
2	12	2018	17	57	39	16:57:39	-0.15	-0.8
2	12	2018	17	57	49	16:57:49	-0.34	-0.66
2	12	2018	17	57	59	16:57:59	-1.13	0.53
2	12	2018	17	58	9	16:58:09	-0.94	1.11
2	12	2018	17	58	19	16:58:19	-0.74	1.02
2	12	2018	17	58	29	16:58:29	-0.68	1.07
2	12	2018	17	58	39	16:58:39	-0.55	0.72
2	12	2018	17	58	49	16:58:49	-0.1	0.08
2	12	2018	17	58	59	16:58:59	-0.3	0.1
2	12	2018	17	59	9	16:59:09	-0.56	0.37
2	12	2018	17	59	19	16:59:19	-0.87	0.63
2	12	2018	17	59	29	16:59:29	-1.45	2.76
2	12	2018	17	59	39	16:59:39	-1.3	1.73
2	12	2018	17	59	49	16:59:49	-0.56	0.99
2	12	2018	17	59	59	16:59:59	-0.02	1.35
2	12	2018	18	0	9	17:00:09	-0.21	1.68
2	12	2018	18	0	19	17:00:19	-0.59	1.36
2	12	2018	18	0	29	17:00:29	-0.76	-0.18
2	12	2018	18	0	39	17:00:39	-0.46	-0.27
2	12	2018	18	0	49	17:00:49	-0.42	-0.35
2	12	2018	18	0	59	17:00:59	-0.95	0.3
2	12	2018	18	1	9	17:01:09	-1.23	-0.01
2	12	2018	18	1	19	17:01:19	-0.68	-0.56
2	12	2018	18	1	29	17:01:29	-0.17	-1.02
2	12	2018	18	1	39	17:01:39	-0.08	-1.19
2	12	2018	18	1	49	17:01:49	-0.02	-1.46
2	12	2018	18	1	59	17:01:59	-0.66	-0.61
2	12	2018	18	2	9	17:02:09	-0.98	-0.85
2	12	2018	18	2	19	17:02:19	-0.68	-0.54
2	12	2018	18	2	29	17:02:29	-1.06	0.39
2	12	2018	18	2	39	17:02:39	-1	0.28
2	12	2018	18	2	49	17:02:49	-0.67	0.33
2	12	2018	18	2	59	17:02:59	-0.7	-0.69
2	12	2018	18	3	9	17:03:09	-1.06	-0.03
2	12	2018	18	3	19	17:03:19	-1.26	-0.9
2	12	2018	18	3	29	17:03:29	-1.15	-1.15

month	day	year	hour	minute	sec	time	subslab/ambient (Pa)	ambient/outdoor (Pa)
2	12	2018	18	3	39	17:03:39	-1.27	-1.16
2	12	2018	18	3	49	17:03:49	-1.33	-0.27
2	12	2018	18	3	59	17:03:59	-1.42	0.32
2	12	2018	18	4	9	17:04:09	-1.03	-0.52
2	12	2018	18	4	19	17:04:19	-0.43	-1.86
2	12	2018	18	4	29	17:04:29	-0.27	-1.37
2	12	2018	18	4	39	17:04:39	-0.55	1.12
2	12	2018	18	4	49	17:04:49	-1.09	2.98
2	12	2018	18	4	59	17:04:59	-1.25	1.23
2	12	2018	18	5	9	17:05:09	-1.27	0.8
2	12	2018	18	5	19	17:05:19	-1.34	0.47
2	12	2018	18	5	29	17:05:29	-1.28	-0.45
2	12	2018	18	5	39	17:05:39	-1.24	0.11
2	12	2018	18	5	49	17:05:49	-0.84	-0.06
2	12	2018	18	5	59	17:05:59	-0.8	0.84
2	12	2018	18	6	9	17:06:09	-0.93	0.64
2	12	2018	18	6	19	17:06:19	-0.99	-0.27
2	12	2018	18	6	29	17:06:29	-0.79	-0.72
2	12	2018	18	6	39	17:06:39	-0.78	-0.28
2	12	2018	18	6	49	17:06:49	-0.87	-0.6
2	12	2018	18	6	59	17:06:59	-0.53	-0.45
2	12	2018	18	7	9	17:07:09	-0.82	0.09
2	12	2018	18	7	19	17:07:19	-1.04	0.45
2	12	2018	18	7	29	17:07:29	-1.21	0.79
2	12	2018	18	7	39	17:07:39	-1.39	-0.22
2	12	2018	18	7	49	17:07:49	-1.23	0.8
2	12	2018	18	7	59	17:07:59	-1.23	0.44
2	12	2018	18	8	9	17:08:09	-1.23	0.81
2	12	2018	18	8	19	17:08:19	-1.47	1.02
2	12	2018	18	8	29	17:08:29	-1.79	1.08
2	12	2018	18	8	39	17:08:39	-1.67	0.54
2	12	2018	18	8	49	17:08:49	-1.26	0.04
2	12	2018	18	8	59	17:08:59	-1.16	-0.6
2	12	2018	18	9	9	17:09:09	-1.47	-0.45
2	12	2018	18	9	19	17:09:19	-1.44	0.13
2	12	2018	18	9	29	17:09:29	-1.41	-0.09
2	12	2018	18	9	39	17:09:39	-1.21	-0.46
2	12	2018	18	9	49	17:09:49	-0.86	-0.75
2	12	2018	18	9	59	17:09:59	-0.79	0.06
2	12	2018	18	10	9	17:10:09	-0.91	0.62
2	12	2018	18	10	19	17:10:19	-1.17	1.34
2	12	2018	18	10	29	17:10:29	-1.22	0.14
2	12	2018	18	10	39	17:10:39	-0.98	0.32
2	12	2018	18	10	49	17:10:49	-0.83	0.33
2	12	2018	18	10	59	17:10:59	-0.78	0.43
2	12	2018	18	11	9	17:11:09	-0.64	1.4
2	12	2018	18	11	19	17:11:19	-0.53	1.44
2	12	2018	18	11	29	17:11:29	-0.5	2.28
2	12	2018	18	11	39	17:11:39	-0.82	0.87
2	12	2018	18	11	49	17:11:49	-0.91	0.03
2	12	2018	18	11	59	17:11:59	-1.14	-0.22
2	12	2018	18	12	9	17:12:09	-1.31	-0.46
2	12	2018	18	12	19	17:12:19	-1.36	-0.36
2	12	2018	18	12	29	17:12:29	-1.1	-0.96

month	day	year	hour	minute	sec	time	subslab/ambient (Pa)	ambient/outdoor (Pa)
2	12	2018	18	12	39	17:12:39	-0.82	-0.5
2	12	2018	18	12	49	17:12:49	-0.65	-0.39
2	12	2018	18	12	59	17:12:59	-0.65	0.46
2	12	2018	18	13	9	17:13:09	-0.63	-0.8
2	12	2018	18	13	19	17:13:19	-0.49	0.45
2	12	2018	18	13	29	17:13:29	-0.69	-0.74
2	12	2018	18	13	39	17:13:39	-0.56	1.38
2	12	2018	18	13	49	17:13:49	-0.68	0.25
2	12	2018	18	13	59	17:13:59	-0.69	1.47
2	12	2018	18	14	9	17:14:09	-0.58	0.8
2	12	2018	18	14	19	17:14:19	-0.58	0.37
2	12	2018	18	14	29	17:14:29	-0.82	-0.75
2	12	2018	18	14	39	17:14:39	-1.31	-0.9
2	12	2018	18	14	49	17:14:49	-1.77	-0.22
2	12	2018	18	14	59	17:14:59	-1.59	0.46
2	12	2018	18	15	9	17:15:09	-1.41	-0.12
2	12	2018	18	15	19	17:15:19	-1.21	0.31
2	12	2018	18	15	29	17:15:29	-1.03	-0.16
2	12	2018	18	15	39	17:15:39	-1.07	0.05
2	12	2018	18	15	49	17:15:49	-0.77	-0.78
2	12	2018	18	15	59	17:15:59	-0.61	-0.43
2	12	2018	18	16	9	17:16:09	-0.74	-0.56
2	12	2018	18	16	19	17:16:19	-0.78	-0.34
2	12	2018	18	16	29	17:16:29	-1.15	0.85
2	12	2018	18	16	39	17:16:39	-1.28	0.35
2	12	2018	18	16	49	17:16:49	-1.27	0.19
2	12	2018	18	16	59	17:16:59	-1.13	0.35
2	12	2018	18	17	9	17:17:09	-0.98	-0.1
2	12	2018	18	17	19	17:17:19	-0.97	-0.02
2	12	2018	18	17	29	17:17:29	-1.07	0.33
2	12	2018	18	17	39	17:17:39	-1.05	0.07
2	12	2018	18	17	49	17:17:49	-1.11	0.22
2	12	2018	18	17	59	17:17:59	-0.55	-1.18
2	12	2018	18	18	9	17:18:09	-0.11	-0.81
2	12	2018	18	18	19	17:18:19	-0.44	0.49
2	12	2018	18	18	29	17:18:29	-0.89	0.31
2	12	2018	18	18	39	17:18:39	-0.84	-0.66
2	12	2018	18	18	49	17:18:49	-1.08	-0.11
2	12	2018	18	18	59	17:18:59	-0.94	-0.24
2	12	2018	18	19	9	17:19:09	-0.99	-0.26
2	12	2018	18	19	19	17:19:19	-0.8	-0.05
2	12	2018	18	19	29	17:19:29	-0.35	0
2	12	2018	18	19	39	17:19:39	-0.16	-0.54
2	12	2018	18	19	49	17:19:49	-0.45	-0.61
2	12	2018	18	19	59	17:19:59	-0.78	-0.58
2	12	2018	18	20	9	17:20:09	-1.03	-0.61
2	12	2018	18	20	19	17:20:19	-0.96	-1.68
2	12	2018	18	20	29	17:20:29	-0.66	-1.8
2	12	2018	18	20	39	17:20:39	-0.58	-1.83
2	12	2018	18	20	49	17:20:49	-0.6	-0.91
2	12	2018	18	20	59	17:20:59	-0.77	-0.71
2	12	2018	18	21	9	17:21:09	-1	-0.69
2	12	2018	18	21	19	17:21:19	-1.22	-0.54
2	12	2018	18	21	29	17:21:29	-1.32	-0.85

month	day	year	hour	minute	sec	time	subslab/ambient (Pa)	ambient/outdoor (Pa)
2	12	2018	18	21	39	17:21:39	9.41	-1.25
2	12	2018	18	21	49	17:21:49	0	-1.51
2	12	2018	18	21	59	17:21:59	16.64	-8.17
2	12	2018	18	22	9	17:22:09	-0.01	-0.06
2	12	2018	18	22	19	17:22:19	-0.03	-0.01
2	12	2018	18	22	29	17:22:29	-0.02	-0.02
2	12	2018	18	22	39	17:22:39	-0.03	-0.01
2	12	2018	18	22	49	17:22:49	-0.03	-0.04
2	12	2018	18	22	59	17:22:59	-0.02	-0.03
2	12	2018	18	23	9	17:23:09	0	-0.01
2	12	2018	18	23	19	17:23:19	0.06	0.04
2	12	2018	18	23	29	17:23:29	-0.06	-0.02
2	12	2018	18	23	39	17:23:39	0.43	-0.08
2	12	2018	18	23	49	17:23:49	14.6	-0.07
2	12	2018	18	23	59	17:23:59	-0.04	-0.01
2	12	2018	18	24	9	17:24:09	5.25	-0.09
2	12	2018	18	24	19	17:24:19	0.02	-0.01
2	12	2018	18	24	29	17:24:29	-0.01	-0.05
2	12	2018	18	24	39	17:24:39	-0.01	-0.06
2	12	2018	18	24	49	17:24:49	0.02	0.14
2	12	2018	18	24	59	17:24:59	-0.22	0.56
2	12	2018	18	25	9	17:25:09	-0.53	0.4
2	12	2018	18	25	19	17:25:19	-0.61	0.87
2	12	2018	18	25	29	17:25:29	-0.49	0.75
2	12	2018	18	25	39	17:25:39	-0.59	0.45
2	12	2018	18	25	49	17:25:49	-0.32	0.1
2	12	2018	18	25	59	17:25:59	-0.02	0.02
2	12	2018	18	26	9	17:26:09	-0.23	-0.04
2	12	2018	18	26	19	17:26:19	-0.05	-0.22
2	12	2018	18	26	29	17:26:29	0.05	-0.03
2	12	2018	18	26	39	17:26:39	0.03	-0.02
2	12	2018	18	26	49	17:26:49	0.04	-0.02
2	12	2018	18	26	59	17:26:59	0.03	-0.02
2	12	2018	18	27	9	17:27:09	0.02	-0.02
2	12	2018	18	27	19	17:27:19	0.02	-0.03
2	12	2018	18	27	29	17:27:29	0.02	-0.03
2	12	2018	18	27	39	17:27:39	0.03	-0.04
2	12	2018	18	27	49	17:27:49	0.03	-0.04
2	12	2018	18	27	59	17:27:59	0.11	-0.18
2	12	2018	18	28	9	17:28:09	0.22	-0.16
2	12	2018	18	28	19	17:28:19	0.08	-0.1
2	12	2018	18	28	29	17:28:29	-0.02	-0.06
2	12	2018	18	28	39	17:28:39	0.01	-0.04
2	12	2018	18	28	49	17:28:49	0.01	-0.05
2	12	2018	18	28	59	17:28:59	0.06	-0.09
2	12	2018	18	29	9	17:29:09	-0.07	-0.04
2	12	2018	18	29	19	17:29:19	0.03	-0.09
2	12	2018	18	29	29	17:29:29	-0.01	-0.03
2	12	2018	18	29	39	17:29:39	-0.01	-0.06
2	12	2018	18	29	49	17:29:49	0	-0.07
2	12	2018	18	29	59	17:29:59	0.01	-0.09
2	12	2018	18	30	9	17:30:09	0.02	-0.11
2	12	2018	18	30	19	17:30:19	0.03	-0.11
2	12	2018	18	30	29	17:30:29	-0.04	-0.02

month	day	year	hour	minute	sec	time	subslab/ambient (Pa)	ambient/outdoor (Pa)
2	12	2018	18	30	39	17:30:39	-0.03	-0.03
2	12	2018	18	30	49	17:30:49	-0.01	-0.04
2	12	2018	18	30	59	17:30:59	-0.01	-0.08
2	12	2018	18	31	9	17:31:09	0	-0.09
2	12	2018	18	31	19	17:31:19	0.01	-0.1
2	12	2018	18	31	29	17:31:29	-0.01	-0.07
2	12	2018	18	31	39	17:31:39	0	-0.09
2	12	2018	18	31	49	17:31:49	0.01	-0.09
2	12	2018	18	31	59	17:31:59	0.02	-0.11
2	12	2018	18	32	9	17:32:09	0.04	-0.11
2	12	2018	18	32	19	17:32:19	0.04	-0.08
2	12	2018	18	32	29	17:32:29	-0.03	-0.07
2	12	2018	18	32	39	17:32:39	0.02	-0.03
2	12	2018	18	32	49	17:32:49	-0.01	-0.08
2	12	2018	18	32	59	17:32:59	0	-0.09
2	12	2018	18	33	9	17:33:09	0	-0.11
2	12	2018	18	33	19	17:33:19	0.01	-0.12
2	12	2018	18	33	29	17:33:29	-0.02	-0.02
2	12	2018	18	33	39	17:33:39	-0.01	-0.04
2	12	2018	18	33	49	17:33:49	0	-0.04
2	12	2018	18	33	59	17:33:59	0.01	-0.06
2	12	2018	18	34	9	17:34:09	0.01	-0.07
2	12	2018	18	34	19	17:34:19	0.03	-0.09
2	12	2018	18	34	29	17:34:29	0	-0.06
2	12	2018	18	34	39	17:34:39	0	-0.07
2	12	2018	18	34	49	17:34:49	0.02	-0.08
2	12	2018	18	34	59	17:34:59	0.03	-0.08
2	12	2018	18	35	9	17:35:09	0.03	-0.08
2	12	2018	18	35	19	17:35:19	0.05	-0.1
2	12	2018	18	35	29	17:35:29	-0.03	-0.01
2	12	2018	18	35	39	17:35:39	-0.03	-0.02
2	12	2018	18	35	49	17:35:49	-0.02	-0.02
2	12	2018	18	35	59	17:35:59	-0.01	-0.04
2	12	2018	18	36	9	17:36:09	0	-0.05
2	12	2018	18	36	19	17:36:19	0.02	-0.06
2	12	2018	18	36	29	17:36:29	-0.03	-0.02
2	12	2018	18	36	39	17:36:39	-0.02	-0.02
2	12	2018	18	36	49	17:36:49	0.08	-0.09
2	12	2018	18	36	59	17:36:59	-0.32	-0.01
2	12	2018	18	37	9	17:37:09	0	-0.06
2	12	2018	18	37	19	17:37:19	0.01	-0.08
2	12	2018	18	37	29	17:37:29	-0.03	-0.03
2	12	2018	18	37	39	17:37:39	-0.01	-0.04
2	12	2018	18	37	49	17:37:49	-0.01	-0.05
2	12	2018	18	37	59	17:37:59	0.01	-0.06
2	12	2018	18	38	9	17:38:09	0.01	-0.08
2	12	2018	18	38	19	17:38:19	0.01	-0.08
2	12	2018	18	38	29	17:38:29	-0.03	-0.04
2	12	2018	18	38	39	17:38:39	-0.01	-0.05
2	12	2018	18	38	49	17:38:49	0	-0.06
2	12	2018	18	38	59	17:38:59	0.01	-0.08
2	12	2018	18	39	9	17:39:09	0.01	-0.08
2	12	2018	18	39	19	17:39:19	0.02	-0.09
2	12	2018	18	39	29	17:39:29	-0.02	0

month	day	year	hour	minute	sec	time	subslab/ambient (Pa)	ambient/outdoor (Pa)
2	12	2018	18	39	39	17:39:39	0	0.01
2	12	2018	18	39	49	17:39:49	0	0
2	12	2018	18	39	59	17:39:59	0	-0.03
2	12	2018	18	40	9	17:40:09	0	-0.02
2	12	2018	18	40	19	17:40:19	0.01	-0.03
2	12	2018	18	40	29	17:40:29	0.01	-0.04
2	12	2018	18	40	39	17:40:39	0.02	-0.05
2	12	2018	18	40	49	17:40:49	0.02	-0.05
2	12	2018	18	40	59	17:40:59	0.04	-0.08
2	12	2018	18	41	9	17:41:09	0.05	-0.08
2	12	2018	18	41	19	17:41:19	0.06	-0.09
2	12	2018	18	41	29	17:41:29	-0.03	-0.04
2	12	2018	18	41	39	17:41:39	-0.03	-0.03
2	12	2018	18	41	49	17:41:49	-0.02	-0.06
2	12	2018	18	41	59	17:41:59	-0.02	-0.06
2	12	2018	18	42	9	17:42:09	-0.01	-0.06
2	12	2018	18	42	19	17:42:19	0	-0.07
2	12	2018	18	42	29	17:42:29	0	-0.04
2	12	2018	18	42	39	17:42:39	0	-0.03
2	12	2018	18	42	49	17:42:49	0.01	-0.03
2	12	2018	18	42	59	17:42:59	0	-0.04
2	12	2018	18	43	9	17:43:09	0.01	-0.05
2	12	2018	18	43	19	17:43:19	0.02	-0.06
2	12	2018	18	43	29	17:43:29	-0.02	0
2	12	2018	18	43	39	17:43:39	-0.01	-0.02
2	12	2018	18	43	49	17:43:49	-0.01	-0.02
2	12	2018	18	43	59	17:43:59	0.01	-0.02
2	12	2018	18	44	9	17:44:09	-0.01	-0.03
2	12	2018	18	44	19	17:44:19	-0.01	-0.03
2	12	2018	18	44	29	17:44:29	-0.03	-0.04
2	12	2018	18	44	39	17:44:39	-0.03	-0.05
2	12	2018	18	44	49	17:44:49	-0.02	-0.07
2	12	2018	18	44	59	17:44:59	-0.02	-0.08
2	12	2018	18	45	9	17:45:09	-0.02	-0.07
2	12	2018	18	45	19	17:45:19	0	-0.09
2	12	2018	18	45	29	17:45:29	0	-0.03
2	12	2018	18	45	39	17:45:39	0	-0.04
2	12	2018	18	45	49	17:45:49	0	-0.05
2	12	2018	18	45	59	17:45:59	0.01	-0.05
2	12	2018	18	46	9	17:46:09	0.01	-0.06
2	12	2018	18	46	19	17:46:19	0.02	-0.07
2	12	2018	18	46	29	17:46:29	-0.03	-0.01
2	12	2018	18	46	39	17:46:39	-0.02	-0.02
2	12	2018	18	46	49	17:46:49	-0.01	-0.02
2	12	2018	18	46	59	17:46:59	0	-0.02
2	12	2018	18	47	9	17:47:09	0	-0.04
2	12	2018	18	47	19	17:47:19	0.01	-0.05
2	12	2018	18	47	29	17:47:29	-0.03	-0.05
2	12	2018	18	47	39	17:47:39	-0.03	-0.05
2	12	2018	18	47	49	17:47:49	-0.03	-0.05
2	12	2018	18	47	59	17:47:59	-0.03	-0.06
2	12	2018	18	48	9	17:48:09	-0.03	-0.07
2	12	2018	18	48	19	17:48:19	0	-0.07
2	12	2018	18	48	29	17:48:29	-0.01	-0.02

month	day	year	hour	minute	sec	time	subslab/ambient (Pa)	ambient/outdoor (Pa)
2	12	2018	18	48	39	17:48:39	-0.02	-0.03
2	12	2018	18	48	49	17:48:49	-0.03	0.02
2	12	2018	18	48	59	17:48:59	-0.19	0.14
2	12	2018	18	49	9	17:49:09	-0.01	-0.17
2	12	2018	18	49	19	17:49:19	-2.15	2.93
2	12	2018	18	49	29	17:49:29	-1.88	2.6
2	12	2018	18	49	39	17:49:39	-2.97	4.13
2	12	2018	18	49	49	17:49:49	0.23	-0.03
2	12	2018	18	49	59	17:49:59	-0.01	0.23
2	12	2018	18	50	9	17:50:09	-0.05	-0.01
2	12	2018	18	50	19	17:50:19	0.13	0.26
2	12	2018	18	50	29	17:50:29	-0.16	0.2
2	12	2018	18	50	39	17:50:39	-0.19	0.42
2	12	2018	18	50	49	17:50:49	-0.29	0.88
2	12	2018	18	50	59	17:50:59	-0.11	0.2
2	12	2018	18	51	9	17:51:09	-0.65	1.36
2	12	2018	18	51	19	17:51:19	-0.1	0.19
2	12	2018	18	51	29	17:51:29	-0.15	0.47
2	12	2018	18	51	39	17:51:39	-0.16	0.84
2	12	2018	18	51	49	17:51:49	-0.03	0.17
2	12	2018	18	51	59	17:51:59	-0.07	0.2
2	12	2018	18	52	9	17:52:09	-0.14	0.22
2	12	2018	18	52	19	17:52:19	-0.11	0.19
2	12	2018	18	52	29	17:52:29	0	-0.02
2	12	2018	18	52	39	17:52:39	0.04	-0.08
2	12	2018	18	52	49	17:52:49	0.03	0.01
2	12	2018	18	52	59	17:52:59	-0.03	0.14
2	12	2018	18	53	9	17:53:09	-0.02	0.02
2	12	2018	18	53	19	17:53:19	-0.05	0
2	12	2018	18	53	29	17:53:29	-0.04	-0.03
2	12	2018	18	53	39	17:53:39	-0.11	0
2	12	2018	18	53	49	17:53:49	-0.07	0
2	12	2018	18	53	59	17:53:59	-0.1	0.03
2	12	2018	18	54	9	17:54:09	-0.09	0.03
2	12	2018	18	54	19	17:54:19	-0.12	0.09
2	12	2018	18	54	29	17:54:29	-0.12	0.45
2	12	2018	18	54	39	17:54:39	-0.06	0.02
2	12	2018	18	54	49	17:54:49	-0.05	-0.01
2	12	2018	18	54	59	17:54:59	-0.06	0.01
2	12	2018	18	55	9	17:55:09	0.02	-0.01
2	12	2018	18	55	19	17:55:19	-0.11	0.16
2	12	2018	18	55	29	17:55:29	0.17	-0.05
2	12	2018	18	55	39	17:55:39	0.01	0.1
2	12	2018	18	55	49	17:55:49	-0.09	0.45
2	12	2018	18	55	59	17:55:59	-0.02	0.27
2	12	2018	18	56	9	17:56:09	-0.03	0.06
2	12	2018	18	56	19	17:56:19	-0.2	0.61
2	12	2018	18	56	29	17:56:29	-0.03	0.11
2	12	2018	18	56	39	17:56:39	-0.08	0.49
2	12	2018	18	56	49	17:56:49	-0.27	0.79
2	12	2018	18	56	59	17:56:59	-0.15	0.31
2	12	2018	18	57	9	17:57:09	-0.2	0.79
2	12	2018	18	57	19	17:57:19	-0.22	0.7
2	12	2018	18	57	29	17:57:29	-0.02	-0.05

month	day	year	hour	minute	sec	time	subslab/ambient (Pa)	ambient/outdoor (Pa)
2	12	2018	18	57	39	17:57:39	-0.06	0.03
2	12	2018	18	57	49	17:57:49	-0.08	0.12
2	12	2018	18	57	59	17:57:59	-0.06	0.02
2	12	2018	18	58	9	17:58:09	-0.08	0.05
2	12	2018	18	58	19	17:58:19	-0.08	0.03
2	12	2018	18	58	29	17:58:29	-0.18	0.33
2	12	2018	18	58	39	17:58:39	-0.15	0.33
2	12	2018	18	58	49	17:58:49	-0.04	0.1
2	12	2018	18	58	59	17:58:59	-0.08	0.07
2	12	2018	18	59	9	17:59:09	-0.33	0.78
2	12	2018	18	59	19	17:59:19	-0.16	0.42
2	12	2018	18	59	29	17:59:29	-0.06	-0.05
2	12	2018	18	59	39	17:59:39	-0.12	0.12
2	12	2018	18	59	49	17:59:49	-0.05	-0.02
2	12	2018	18	59	59	17:59:59	-0.09	0.08
2	12	2018	19	0	9	18:00:09	-0.06	0
2	12	2018	19	0	19	18:00:19	-0.1	0.01
2	12	2018	19	0	29	18:00:29	-0.07	0.33
2	12	2018	19	0	39	18:00:39	-0.21	0.47
2	12	2018	19	0	49	18:00:49	-0.17	0.33
2	12	2018	19	0	59	18:00:59	-0.09	0.03
2	12	2018	19	1	9	18:01:09	-0.1	0.05
2	12	2018	19	1	19	18:01:19	-0.12	0.1
2	12	2018	19	1	29	18:01:29	-0.09	0.1
2	12	2018	19	1	39	18:01:39	-0.12	0.16
2	12	2018	19	1	49	18:01:49	-0.35	0.79
2	12	2018	19	1	59	18:01:59	-0.09	0.07
2	12	2018	19	2	9	18:02:09	-0.31	0.33
2	12	2018	19	2	19	18:02:19	-0.27	0.35
2	12	2018	19	2	29	18:02:29	-0.06	0.07
2	12	2018	19	2	39	18:02:39	-0.09	0.06
2	12	2018	19	2	49	18:02:49	-0.35	0.3
2	12	2018	19	2	59	18:02:59	-0.09	0.01
2	12	2018	19	3	9	18:03:09	-0.08	0.02
2	12	2018	19	3	19	18:03:19	-0.07	0.12
2	12	2018	19	3	29	18:03:29	-0.01	0
2	12	2018	19	3	39	18:03:39	-0.02	0.01
2	12	2018	19	3	49	18:03:49	-0.03	0.02
2	12	2018	19	3	59	18:03:59	-0.04	0.02
2	12	2018	19	4	9	18:04:09	-0.04	0.02
2	12	2018	19	4	19	18:04:19	-0.05	0.05
2	12	2018	19	4	29	18:04:29	0.02	0.01
2	12	2018	19	4	39	18:04:39	0.01	0.03
2	12	2018	19	4	49	18:04:49	0.01	0
2	12	2018	19	4	59	18:04:59	0	0.07
2	12	2018	19	5	9	18:05:09	-0.05	0.06
2	12	2018	19	5	19	18:05:19	0	0.05
2	12	2018	19	5	29	18:05:29	0	-0.04
2	12	2018	19	5	39	18:05:39	-0.04	-0.03
2	12	2018	19	5	49	18:05:49	-0.1	-0.02
2	12	2018	19	5	59	18:05:59	-0.05	-0.02
2	12	2018	19	6	9	18:06:09	-0.14	-0.02
2	12	2018	19	6	19	18:06:19	-0.06	-0.01
2	12	2018	19	6	29	18:06:29	-0.01	0

month	day	year	hour	minute	sec	time	subslab/ambient (Pa)	ambient/outdoor (Pa)
2	12	2018	19	6	39	18:06:39	-0.03	0
2	12	2018	19	6	49	18:06:49	-0.03	0
2	12	2018	19	6	59	18:06:59	0.11	0.01
2	12	2018	19	7	9	18:07:09	0	0.02
2	12	2018	19	7	19	18:07:19	-0.04	0.03
2	12	2018	19	7	29	18:07:29	0	-0.07
2	12	2018	19	7	39	18:07:39	-0.03	-0.07
2	12	2018	19	7	49	18:07:49	-0.02	-0.07
2	12	2018	19	7	59	18:07:59	-0.01	-0.05
2	12	2018	19	8	9	18:08:09	-0.04	-0.04
2	12	2018	19	8	19	18:08:19	0	-0.04
2	12	2018	19	8	29	18:08:29	-0.04	-0.03
2	12	2018	19	8	39	18:08:39	-0.03	-0.03
2	12	2018	19	8	49	18:08:49	-0.02	-0.02
2	12	2018	19	8	59	18:08:59	-0.03	-0.02
2	12	2018	19	9	9	18:09:09	-0.03	-0.02
2	12	2018	19	9	19	18:09:19	-0.03	-0.01
2	12	2018	19	9	29	18:09:29	0.01	-0.01
2	12	2018	19	9	39	18:09:39	-0.02	-0.01
2	12	2018	19	9	49	18:09:49	0	0
2	12	2018	19	9	59	18:09:59	-0.03	0
2	12	2018	19	10	9	18:10:09	0.03	0
2	12	2018	19	10	19	18:10:19	-0.01	0.01
2	12	2018	19	10	29	18:10:29	-0.05	-0.05
2	12	2018	19	10	39	18:10:39	-0.03	-0.04
2	12	2018	19	10	49	18:10:49	-0.04	-0.03
2	12	2018	19	10	59	18:10:59	-0.01	-0.02
2	12	2018	19	11	9	18:11:09	-0.04	-0.02
2	12	2018	19	11	19	18:11:19	-0.06	-0.03
2	12	2018	19	11	29	18:11:29	-0.02	-0.02
2	12	2018	19	11	39	18:11:39	-0.08	-0.01
2	12	2018	19	11	49	18:11:49	-0.07	-0.01
2	12	2018	19	11	59	18:11:59	-0.06	-0.01
2	12	2018	19	12	9	18:12:09	-0.06	0
2	12	2018	19	12	19	18:12:19	-0.12	0
2	12	2018	19	12	29	18:12:29	-0.04	0.01
2	12	2018	19	12	39	18:12:39	-0.03	0.08
2	12	2018	19	12	49	18:12:49	-0.02	0.04
2	12	2018	19	12	59	18:12:59	-0.02	-0.03
2	12	2018	19	13	9	18:13:09	-0.01	0.01
2	12	2018	19	13	19	18:13:19	-0.02	0
2	12	2018	19	13	29	18:13:29	0.03	0
2	12	2018	19	13	39	18:13:39	0.02	-0.01
2	12	2018	19	13	49	18:13:49	0	-0.02
2	12	2018	19	13	59	18:13:59	0	-0.02
2	12	2018	19	14	9	18:14:09	0	-0.03
2	12	2018	19	14	19	18:14:19	0.01	-0.04
2	12	2018	19	14	29	18:14:29	-0.04	-0.07
2	12	2018	19	14	39	18:14:39	0.01	0
2	12	2018	19	14	49	18:14:49	0.01	-0.01
2	12	2018	19	14	59	18:14:59	0.02	-0.01
2	12	2018	19	15	9	18:15:09	0.03	-0.03
2	12	2018	19	15	19	18:15:19	0.04	-0.03
2	12	2018	19	15	29	18:15:29	-0.01	-0.06

month	day	year	hour	minute	sec	time	subslab/ambient (Pa)	ambient/outdoor (Pa)
2	12	2018	19	15	39	18:15:39	0	-0.07
2	12	2018	19	15	49	18:15:49	0.01	-0.09
2	12	2018	19	15	59	18:15:59	0.02	-0.1
2	12	2018	19	16	9	18:16:09	0.03	-0.1
2	12	2018	19	16	19	18:16:19	0.04	-0.1
2	12	2018	19	16	29	18:16:29	0.01	-0.02
2	12	2018	19	16	39	18:16:39	0.01	-0.04
2	12	2018	19	16	49	18:16:49	0.02	-0.06

SerialNumber: DG700-42990
ActiveChannels: 2
SessionTitle:
SampleInterval: 10
AutozeroInterval: 60
ChannelAActive: 1
ChannelALabel:
ChannelBActive: 1
ChannelBLabel:
TimeStamp: 2018-01-27 06:13:32
Observations: 783

Channel A	Input	subslab
	Ref	indoor air
Channel B	Input	indoor air
	Ref	outdoor air
	-0.02579	-0.02614
	0.25	0.4
	-0.61	-1.86

month	day	year	hour	minute	sec	SS vs IA	IA vs OA
1	27	2018	6	13	42	0.03	-0.01
1	27	2018	6	13	52	0.04	-0.01
1	27	2018	6	14	2	0.05	-0.02
1	27	2018	6	14	12	0.06	-0.01
1	27	2018	6	14	22	0.02	-0.03
1	27	2018	6	14	32	0.07	-0.01
1	27	2018	6	14	42	-0.02	-0.01
1	27	2018	6	14	52	-0.02	-0.01
1	27	2018	6	15	2	-0.02	-0.01
1	27	2018	6	15	12	-0.01	-0.01
1	27	2018	6	15	22	0	-0.01
1	27	2018	6	15	32	0	-0.02
1	27	2018	6	15	42	0	0.1
1	27	2018	6	15	52	0	0.1
1	27	2018	6	16	2	0.01	0.09
1	27	2018	6	16	12	0.01	0.09
1	27	2018	6	16	22	0.02	0.09
1	27	2018	6	16	32	0.02	0.1
1	27	2018	6	16	42	-0.02	-0.05
1	27	2018	6	16	52	-0.01	-0.06
1	27	2018	6	17	2	-0.01	-0.06
1	27	2018	6	17	12	-0.01	-0.06
1	27	2018	6	17	22	-0.01	-0.05
1	27	2018	6	17	32	-0.01	-0.07
1	27	2018	6	17	42	-0.01	-0.01
1	27	2018	6	17	52	-0.01	-0.01
1	27	2018	6	18	2	0	-0.01
1	27	2018	6	18	12	-0.01	-0.01
1	27	2018	6	18	22	-0.01	-0.01
1	27	2018	6	18	32	0	-0.02
1	27	2018	6	18	42	0.01	-0.01
1	27	2018	6	18	52	0	-0.01
1	27	2018	6	19	2	0.01	-0.01
1	27	2018	6	19	12	0.01	-0.01
1	27	2018	6	19	22	0.01	-0.01

month	day	year	hour	minute	sec	SS vs IA	IA vs OA
1	27	2018	6	19	32	0.01	-0.01
1	27	2018	6	19	42	-0.03	-0.02
1	27	2018	6	19	52	-0.03	-0.01
1	27	2018	6	20	2	-0.03	-0.02
1	27	2018	6	20	12	-0.04	-0.01
1	27	2018	6	20	22	-0.02	-0.01
1	27	2018	6	20	32	-0.02	-0.01
1	27	2018	6	20	42	-0.02	-0.01
1	27	2018	6	20	52	-0.02	-0.01
1	27	2018	6	21	2	-0.02	-0.02
1	27	2018	6	21	12	-0.01	-0.02
1	27	2018	6	21	22	-0.01	-0.02
1	27	2018	6	21	32	-0.01	-0.01
1	27	2018	6	21	42	-0.02	-0.02
1	27	2018	6	21	52	-0.01	-0.01
1	27	2018	6	22	2	-0.01	-0.02
1	27	2018	6	22	12	-0.01	-0.02
1	27	2018	6	22	22	-0.01	-0.01
1	27	2018	6	22	32	-0.01	-0.03
1	27	2018	6	22	42	-0.01	-0.02
1	27	2018	6	22	52	-0.01	-0.02
1	27	2018	6	23	2	0	-0.01
1	27	2018	6	23	12	0	-0.02
1	27	2018	6	23	22	0	-0.02
1	27	2018	6	23	32	-0.01	-0.01
1	27	2018	6	23	42	-0.05	-0.01
1	27	2018	6	23	52	-0.04	-0.02
1	27	2018	6	24	2	-0.03	-0.03
1	27	2018	6	24	12	-0.04	-0.02
1	27	2018	6	24	22	-0.04	-0.02
1	27	2018	6	24	32	-0.04	-0.02
1	27	2018	6	24	42	0	-0.02
1	27	2018	6	24	52	0.01	-0.02
1	27	2018	6	25	2	0	-0.01
1	27	2018	6	25	12	0	-0.02
1	27	2018	6	25	22	0.01	-0.02
1	27	2018	6	25	32	0.01	-0.01
1	27	2018	6	25	42	-0.04	-0.03
1	27	2018	6	25	52	-0.04	-0.02
1	27	2018	6	26	2	-0.03	-0.03
1	27	2018	6	26	12	-0.03	-0.02
1	27	2018	6	26	22	-0.03	-0.02
1	27	2018	6	26	32	-0.04	-0.02
1	27	2018	6	26	42	0.01	0.04
1	27	2018	6	26	52	0.01	0.02
1	27	2018	6	27	2	0.01	0.03

month	day	year	hour	minute	sec	SS vs IA	IA vs OA
1	27	2018	6	27	12	0.01	0.03
1	27	2018	6	27	22	0.01	0.03
1	27	2018	6	27	32	0.01	0.02
1	27	2018	6	27	42	-0.03	-0.03
1	27	2018	6	27	52	-0.04	-0.02
1	27	2018	6	28	2	-0.03	-0.02
1	27	2018	6	28	12	-0.03	-0.01
1	27	2018	6	28	22	-0.03	-0.02
1	27	2018	6	28	32	-0.03	-0.02
1	27	2018	6	28	42	0.01	-0.02
1	27	2018	6	28	52	0.01	-0.02
1	27	2018	6	29	2	0.01	-0.01
1	27	2018	6	29	12	0.01	-0.02
1	27	2018	6	29	22	0.01	-0.03
1	27	2018	6	29	32	0.01	-0.02
1	27	2018	6	29	42	-0.03	-0.02
1	27	2018	6	29	52	-0.03	-0.02
1	27	2018	6	30	2	-0.03	-0.02
1	27	2018	6	30	12	-0.02	-0.02
1	27	2018	6	30	22	-0.02	-0.03
1	27	2018	6	30	32	-0.02	-0.03
1	27	2018	6	30	42	-0.02	-0.03
1	27	2018	6	30	52	-0.02	-0.03
1	27	2018	6	31	2	-0.02	-0.02
1	27	2018	6	31	12	-0.02	-0.03
1	27	2018	6	31	22	-0.02	-0.03
1	27	2018	6	31	32	-0.02	-0.02
1	27	2018	6	31	42	-0.01	-0.02
1	27	2018	6	31	52	-0.01	-0.02
1	27	2018	6	32	2	-0.02	-0.03
1	27	2018	6	32	12	-0.02	-0.02
1	27	2018	6	32	22	-0.02	-0.03
1	27	2018	6	32	32	-0.01	-0.03
1	27	2018	6	32	42	-0.02	-0.03
1	27	2018	6	32	52	-0.02	-0.03
1	27	2018	6	33	2	-0.02	-0.03
1	27	2018	6	33	12	-0.02	-0.02
1	27	2018	6	33	22	-0.02	-0.03
1	27	2018	6	33	32	-0.01	-0.03
1	27	2018	6	33	42	-0.01	0.01
1	27	2018	6	33	52	-0.01	0.02
1	27	2018	6	34	2	-0.01	0.01
1	27	2018	6	34	12	-0.01	0.02
1	27	2018	6	34	22	-0.01	0.02
1	27	2018	6	34	32	-0.01	0.01
1	27	2018	6	34	42	-0.01	-0.02

month	day	year	hour	minute	sec	SS vs IA	IA vs OA
1	27	2018	6	34	52	-0.01	-0.03
1	27	2018	6	35	2	0	-0.03
1	27	2018	6	35	12	-0.01	-0.02
1	27	2018	6	35	22	-0.01	-0.03
1	27	2018	6	35	32	0	-0.02
1	27	2018	6	35	42	-0.01	-0.02
1	27	2018	6	35	52	0	-0.02
1	27	2018	6	36	2	0	-0.02
1	27	2018	6	36	12	-0.01	-0.03
1	27	2018	6	36	22	-0.01	-0.02
1	27	2018	6	36	32	0	-0.03
1	27	2018	6	36	42	-0.01	0.01
1	27	2018	6	36	52	0	0.02
1	27	2018	6	37	2	0	0.01
1	27	2018	6	37	12	0	0.01
1	27	2018	6	37	22	0	0.01
1	27	2018	6	37	32	-0.01	0.01
1	27	2018	6	37	42	-0.06	-0.03
1	27	2018	6	37	52	-0.05	-0.03
1	27	2018	6	38	2	-0.04	-0.03
1	27	2018	6	38	12	-0.05	-0.02
1	27	2018	6	38	22	-0.05	-0.02
1	27	2018	6	38	32	-0.05	-0.02
1	27	2018	6	38	42	-0.06	-0.02
1	27	2018	6	38	52	-0.05	-0.03
1	27	2018	6	39	2	-0.04	-0.03
1	27	2018	6	39	12	-0.04	-0.03
1	27	2018	6	39	22	-0.03	-0.03
1	27	2018	6	39	32	-0.03	-0.02
1	27	2018	6	39	42	0.01	-0.02
1	27	2018	6	39	52	0.01	-0.03
1	27	2018	6	40	2	0	-0.03
1	27	2018	6	40	12	0.01	-0.03
1	27	2018	6	40	22	0.01	-0.02
1	27	2018	6	40	32	0.01	-0.03
1	27	2018	6	40	42	-0.03	-0.02
1	27	2018	6	40	52	-0.04	-0.02
1	27	2018	6	41	2	-0.03	-0.03
1	27	2018	6	41	12	-0.04	-0.02
1	27	2018	6	41	22	-0.03	-0.03
1	27	2018	6	41	32	-0.03	-0.04
1	27	2018	6	41	42	0.01	0.01
1	27	2018	6	41	52	0.02	0.01
1	27	2018	6	42	2	0.02	0.02
1	27	2018	6	42	12	0.02	0.02
1	27	2018	6	42	22	0.02	0.02

month	day	year	hour	minute	sec	SS vs IA	IA vs OA
1	27	2018	6	42	32	0.02	0.01
1	27	2018	6	42	42	-0.02	-0.03
1	27	2018	6	42	52	-0.02	-0.03
1	27	2018	6	43	2	-0.02	-0.04
1	27	2018	6	43	12	-0.02	-0.04
1	27	2018	6	43	22	-0.02	-0.03
1	27	2018	6	43	32	-0.02	-0.04
1	27	2018	6	43	42	-0.02	-0.03
1	27	2018	6	43	52	-0.03	-0.04
1	27	2018	6	44	2	-0.02	-0.03
1	27	2018	6	44	12	-0.01	-0.03
1	27	2018	6	44	22	-0.01	-0.04
1	27	2018	6	44	32	-0.02	-0.03
1	27	2018	6	44	42	-0.01	-0.04
1	27	2018	6	44	52	-0.01	-0.04
1	27	2018	6	45	2	-0.01	-0.04
1	27	2018	6	45	12	-0.03	-0.04
1	27	2018	6	45	22	-0.02	-0.05
1	27	2018	6	45	32	-0.02	-0.04
1	27	2018	6	45	42	-0.02	0.01
1	27	2018	6	45	52	-0.02	0.01
1	27	2018	6	46	2	-0.03	0.01
1	27	2018	6	46	12	-0.01	0.01
1	27	2018	6	46	22	-0.01	0
1	27	2018	6	46	32	-0.01	0.01
1	27	2018	6	46	42	-0.01	-0.03
1	27	2018	6	46	52	-0.01	-0.03
1	27	2018	6	47	2	-0.02	-0.03
1	27	2018	6	47	12	-0.01	-0.05
1	27	2018	6	47	22	-0.01	-0.03
1	27	2018	6	47	32	-0.02	-0.03
1	27	2018	6	47	42	-0.01	-0.03
1	27	2018	6	47	52	-0.01	-0.03
1	27	2018	6	48	2	-0.01	-0.03
1	27	2018	6	48	12	-0.01	-0.03
1	27	2018	6	48	22	-0.01	-0.03
1	27	2018	6	48	32	-0.01	-0.03
1	27	2018	6	48	42	-0.01	0.01
1	27	2018	6	48	52	-0.01	0
1	27	2018	6	49	2	-0.01	0.01
1	27	2018	6	49	12	-0.01	0.01
1	27	2018	6	49	22	-0.01	0.01
1	27	2018	6	49	32	-0.01	0.01
1	27	2018	6	49	42	-0.01	-0.05
1	27	2018	6	49	52	-0.01	-0.04
1	27	2018	6	50	2	0	-0.03

month	day	year	hour	minute	sec	SS vs IA	IA vs OA
1	27	2018	6	50	12	0	-0.03
1	27	2018	6	50	22	-0.01	-0.04
1	27	2018	6	50	32	0	-0.04
1	27	2018	6	50	42	0	0.01
1	27	2018	6	50	52	0	0
1	27	2018	6	51	2	0	0
1	27	2018	6	51	12	-0.01	0.01
1	27	2018	6	51	22	-0.01	0
1	27	2018	6	51	32	0	0
1	27	2018	6	51	42	-0.01	-0.04
1	27	2018	6	51	52	0	-0.04
1	27	2018	6	52	2	0	-0.03
1	27	2018	6	52	12	0	-0.04
1	27	2018	6	52	22	-0.01	-0.04
1	27	2018	6	52	32	0	-0.03
1	27	2018	6	52	42	0	-0.03
1	27	2018	6	52	52	0	-0.05
1	27	2018	6	53	2	0	-0.04
1	27	2018	6	53	12	0	-0.04
1	27	2018	6	53	22	0	-0.04
1	27	2018	6	53	32	0	-0.03
1	27	2018	6	53	42	0	-0.03
1	27	2018	6	53	52	0	-0.03
1	27	2018	6	54	2	0	-0.03
1	27	2018	6	54	12	0	-0.03
1	27	2018	6	54	22	0	-0.03
1	27	2018	6	54	32	0	-0.03
1	27	2018	6	54	42	0	0
1	27	2018	6	54	52	0	0.01
1	27	2018	6	55	2	0	0.01
1	27	2018	6	55	12	0	0.02
1	27	2018	6	55	22	0	0.01
1	27	2018	6	55	32	0.01	0.02
1	27	2018	6	55	42	-0.05	-0.03
1	27	2018	6	55	52	-0.05	-0.03
1	27	2018	6	56	2	-0.04	-0.03
1	27	2018	6	56	12	-0.04	-0.03
1	27	2018	6	56	22	-0.05	-0.04
1	27	2018	6	56	32	-0.05	-0.05
1	27	2018	6	56	42	0	-0.05
1	27	2018	6	56	52	0	-0.04
1	27	2018	6	57	2	0.01	-0.03
1	27	2018	6	57	12	0.01	-0.03
1	27	2018	6	57	22	0	-0.04
1	27	2018	6	57	32	0.01	-0.03
1	27	2018	6	57	42	-0.03	0.02

month	day	year	hour	minute	sec	SS vs IA	IA vs OA
1	27	2018	6	57	52	-0.05	0.02
1	27	2018	6	58	2	-0.05	0.01
1	27	2018	6	58	12	-0.05	0.01
1	27	2018	6	58	22	-0.04	0.01
1	27	2018	6	58	32	-0.04	0.01
1	27	2018	6	58	42	-0.03	-0.02
1	27	2018	6	58	52	-0.04	-0.02
1	27	2018	6	59	2	-0.05	-0.03
1	27	2018	6	59	12	-0.05	-0.03
1	27	2018	6	59	22	-0.04	-0.02
1	27	2018	6	59	32	-0.04	-0.02
1	27	2018	6	59	42	-0.04	-0.02
1	27	2018	6	59	52	-0.05	-0.02
1	27	2018	7	0	2	-0.03	-0.03
1	27	2018	7	0	12	-0.04	-0.02
1	27	2018	7	0	22	-0.04	-0.03
1	27	2018	7	0	32	-0.03	-0.02
1	27	2018	7	0	42	-0.03	-0.03
1	27	2018	7	0	52	-0.04	-0.03
1	27	2018	7	1	2	-0.03	-0.03
1	27	2018	7	1	12	-0.03	-0.05
1	27	2018	7	1	22	-0.04	-0.03
1	27	2018	7	1	32	-0.03	-0.02
1	27	2018	7	1	42	-0.03	-0.03
1	27	2018	7	1	52	-0.03	-0.03
1	27	2018	7	2	2	-0.04	-0.04
1	27	2018	7	2	12	-0.03	-0.04
1	27	2018	7	2	22	-0.04	-0.03
1	27	2018	7	2	32	-0.03	-0.04
1	27	2018	7	2	42	0.01	-0.04
1	27	2018	7	2	52	0.01	-0.04
1	27	2018	7	3	2	0.01	-0.04
1	27	2018	7	3	12	0.01	-0.03
1	27	2018	7	3	22	0.01	-0.03
1	27	2018	7	3	32	0.01	-0.04
1	27	2018	7	3	42	-0.04	-0.02
1	27	2018	7	3	52	-0.03	-0.04
1	27	2018	7	4	2	-0.03	-0.04
1	27	2018	7	4	12	-0.02	-0.03
1	27	2018	7	4	22	-0.03	-0.03
1	27	2018	7	4	32	-0.03	-0.03
1	27	2018	7	4	42	-0.03	-0.03
1	27	2018	7	4	52	-0.03	-0.04
1	27	2018	7	5	2	-0.04	-0.05
1	27	2018	7	5	12	-0.04	-0.04
1	27	2018	7	5	22	-0.03	-0.04

month	day	year	hour	minute	sec	SS vs IA	IA vs OA
1	27	2018	7	5	32	-0.05	-0.04
1	27	2018	7	5	42	0.01	0
1	27	2018	7	5	52	0.01	0.01
1	27	2018	7	6	2	0.01	0.01
1	27	2018	7	6	12	0.01	0.01
1	27	2018	7	6	22	0.01	0.02
1	27	2018	7	6	32	0.01	0.01
1	27	2018	7	6	42	-0.03	0.01
1	27	2018	7	6	52	-0.03	0.02
1	27	2018	7	7	2	-0.03	0.01
1	27	2018	7	7	12	-0.04	0.01
1	27	2018	7	7	22	-0.04	0.01
1	27	2018	7	7	32	-0.03	0.01
1	27	2018	7	7	42	-0.04	-0.02
1	27	2018	7	7	52	-0.04	-0.02
1	27	2018	7	8	2	-0.04	-0.03
1	27	2018	7	8	12	-0.03	-0.03
1	27	2018	7	8	22	-0.04	-0.02
1	27	2018	7	8	32	-0.03	-0.02
1	27	2018	7	8	42	-0.05	-0.03
1	27	2018	7	8	52	-0.04	-0.04
1	27	2018	7	9	2	-0.03	-0.03
1	27	2018	7	9	12	-0.04	-0.04
1	27	2018	7	9	22	-0.04	-0.03
1	27	2018	7	9	32	-0.04	-0.03
1	27	2018	7	9	42	-0.04	-0.03
1	27	2018	7	9	52	-0.04	-0.03
1	27	2018	7	10	2	-0.03	-0.03
1	27	2018	7	10	12	-0.03	-0.04
1	27	2018	7	10	22	-0.03	-0.03
1	27	2018	7	10	32	-0.04	-0.03
1	27	2018	7	10	42	0.01	-0.04
1	27	2018	7	10	52	0.01	-0.03
1	27	2018	7	11	2	0.01	-0.03
1	27	2018	7	11	12	0.01	-0.02
1	27	2018	7	11	22	0.01	-0.04
1	27	2018	7	11	32	0.02	-0.04
1	27	2018	7	11	42	-0.03	0
1	27	2018	7	11	52	-0.03	0
1	27	2018	7	12	2	-0.03	0
1	27	2018	7	12	12	-0.03	0
1	27	2018	7	12	22	-0.03	0
1	27	2018	7	12	32	-0.03	0.01
1	27	2018	7	12	42	-0.04	-0.03
1	27	2018	7	12	52	-0.04	-0.04
1	27	2018	7	13	2	-0.04	-0.04

month	day	year	hour	minute	sec	SS vs IA	IA vs OA
1	27	2018	7	13	12	-0.04	-0.04
1	27	2018	7	13	22	-0.03	-0.04
1	27	2018	7	13	32	-0.04	-0.04
1	27	2018	7	13	42	-0.03	0.01
1	27	2018	7	13	52	-0.03	0
1	27	2018	7	14	2	-0.04	0.01
1	27	2018	7	14	12	-0.04	0
1	27	2018	7	14	22	-0.04	0
1	27	2018	7	14	32	-0.04	0.01
1	27	2018	7	14	42	0.01	-0.05
1	27	2018	7	14	52	0.01	-0.03
1	27	2018	7	15	2	0	-0.04
1	27	2018	7	15	12	0.01	-0.04
1	27	2018	7	15	22	0.01	-0.04
1	27	2018	7	15	32	0.01	-0.04
1	27	2018	7	15	42	0	-0.05
1	27	2018	7	15	52	0	-0.04
1	27	2018	7	16	2	0.01	-0.03
1	27	2018	7	16	12	0.01	-0.03
1	27	2018	7	16	22	0.01	-0.03
1	27	2018	7	16	32	0.01	-0.04
1	27	2018	7	16	42	0.01	-0.03
1	27	2018	7	16	52	0.01	-0.03
1	27	2018	7	17	2	0.01	-0.02
1	27	2018	7	17	12	0.01	-0.03
1	27	2018	7	17	22	0.01	-0.03
1	27	2018	7	17	32	0.01	-0.04
1	27	2018	7	17	42	0.01	0.01
1	27	2018	7	17	52	0.01	0.01
1	27	2018	7	18	2	0.01	0.01
1	27	2018	7	18	12	0.01	0
1	27	2018	7	18	22	0.01	0.01
1	27	2018	7	18	32	0.01	0.01
1	27	2018	7	18	42	0.01	-0.05
1	27	2018	7	18	52	0	-0.05
1	27	2018	7	19	2	0.01	-0.03
1	27	2018	7	19	12	0.01	-0.05
1	27	2018	7	19	22	0.01	-0.04
1	27	2018	7	19	32	0.01	-0.05
1	27	2018	7	19	42	-0.04	0
1	27	2018	7	19	52	-0.04	0
1	27	2018	7	20	2	-0.04	0.01
1	27	2018	7	20	12	-0.04	0.01
1	27	2018	7	20	22	-0.04	0
1	27	2018	7	20	32	-0.03	0
1	27	2018	7	20	42	0.01	-0.04

month	day	year	hour	minute	sec	SS vs IA	IA vs OA	
1	27	2018	7	20	52	0.01	-0.05	Start time
1	27	2018	7	21	2	0.01	-0.05	
1	27	2018	7	21	12	0.01	-0.05	
1	27	2018	7	21	22	0.01	-0.04	
1	27	2018	7	21	32	0.01	-0.05	
1	27	2018	7	21	42	-0.04	-0.04	
1	27	2018	7	21	52	-0.04	-0.04	
1	27	2018	7	22	2	-0.04	-0.04	
1	27	2018	7	22	12	-0.05	-0.04	
1	27	2018	7	22	22	-0.05	-0.04	
1	27	2018	7	22	32	-0.04	-0.04	
1	27	2018	7	22	42	-0.04	-0.04	
1	27	2018	7	22	52	-0.04	-0.04	
1	27	2018	7	23	2	-0.03	-0.04	
1	27	2018	7	23	12	-0.05	-0.03	
1	27	2018	7	23	22	-0.04	-0.04	
1	27	2018	7	23	32	-0.05	-0.04	
1	27	2018	7	23	42	-0.04	0	
1	27	2018	7	23	52	-0.05	0	
1	27	2018	7	24	2	-0.05	0.01	
1	27	2018	7	24	12	-0.05	0.01	
1	27	2018	7	24	22	-0.04	0	
1	27	2018	7	24	32	-0.05	0	
1	27	2018	7	24	42	0	-0.04	
1	27	2018	7	24	52	0	-0.03	
1	27	2018	7	25	2	0	-0.03	
1	27	2018	7	25	12	0	-0.03	
1	27	2018	7	25	22	0	-0.03	
1	27	2018	7	25	32	0	-0.04	
1	27	2018	7	25	42	0.01	-0.04	
1	27	2018	7	25	52	0	-0.05	
1	27	2018	7	26	2	0	-0.04	
1	27	2018	7	26	12	0.01	-0.06	
1	27	2018	7	26	22	0	-0.04	
1	27	2018	7	26	32	0	-0.04	
1	27	2018	7	26	42	0	-0.03	
1	27	2018	7	26	52	0	-0.03	
1	27	2018	7	27	2	0	-0.04	
1	27	2018	7	27	12	0	-0.04	
1	27	2018	7	27	22	0	-0.04	
1	27	2018	7	27	32	0	-0.03	
1	27	2018	7	27	42	0	-0.04	
1	27	2018	7	27	52	0	-0.04	
1	27	2018	7	28	2	0	-0.04	
1	27	2018	7	28	12	0	-0.04	
1	27	2018	7	28	22	0	-0.05	

month	day	year	hour	minute	sec	SS vs IA	IA vs OA
1	27	2018	7	28	32	0	-0.04
1	27	2018	7	28	42	0	-0.04
1	27	2018	7	28	52	0	-0.04
1	27	2018	7	29	2	0	-0.04
1	27	2018	7	29	12	0	-0.03
1	27	2018	7	29	22	0	-0.05
1	27	2018	7	29	32	-0.01	-0.05
1	27	2018	7	29	42	-0.06	-0.05
1	27	2018	7	29	52	-0.06	-0.04
1	27	2018	7	30	2	-0.06	-0.04
1	27	2018	7	30	12	-0.06	-0.06
1	27	2018	7	30	22	-0.05	-0.05
1	27	2018	7	30	32	-0.05	-0.05
1	27	2018	7	30	42	0	0.01
1	27	2018	7	30	52	0	0
1	27	2018	7	31	2	0	0
1	27	2018	7	31	12	-0.01	0
1	27	2018	7	31	22	-0.01	0
1	27	2018	7	31	32	0	0
1	27	2018	7	31	42	-0.01	-0.05
1	27	2018	7	31	52	0	-0.04
1	27	2018	7	32	2	0	-0.05
1	27	2018	7	32	12	0	-0.05
1	27	2018	7	32	22	0	-0.05
1	27	2018	7	32	32	0	-0.05
1	27	2018	7	32	42	0	0
1	27	2018	7	32	52	0	0
1	27	2018	7	33	2	0	0
1	27	2018	7	33	12	-0.01	0
1	27	2018	7	33	22	0	0.01
1	27	2018	7	33	32	0	0
1	27	2018	7	33	42	0	-0.04
1	27	2018	7	33	52	-0.01	-0.04
1	27	2018	7	34	2	0	-0.04
1	27	2018	7	34	12	-0.01	-0.03
1	27	2018	7	34	22	0	-0.03
1	27	2018	7	34	32	-0.01	-0.04
1	27	2018	7	34	42	-0.02	-0.03
1	27	2018	7	34	52	-0.01	-0.04
1	27	2018	7	35	2	-0.01	-0.05
1	27	2018	7	35	12	-0.01	-0.05
1	27	2018	7	35	22	-0.01	-0.05
1	27	2018	7	35	32	-0.01	-0.03
1	27	2018	7	35	42	-0.01	-0.04
1	27	2018	7	35	52	-0.01	-0.04
1	27	2018	7	36	2	0	-0.04

month	day	year	hour	minute	sec	SS vs IA	IA vs OA
1	27	2018	7	36	12	-0.01	-0.04
1	27	2018	7	36	22	0	-0.04
1	27	2018	7	36	32	0	-0.04
1	27	2018	7	36	42	-0.01	-0.03
1	27	2018	7	36	52	-0.01	-0.03
1	27	2018	7	37	2	-0.01	-0.04
1	27	2018	7	37	12	0	-0.04
1	27	2018	7	37	22	-0.01	-0.04
1	27	2018	7	37	32	-0.01	-0.05
1	27	2018	7	37	42	-0.01	-0.05
1	27	2018	7	37	52	-0.01	-0.05
1	27	2018	7	38	2	-0.02	-0.05
1	27	2018	7	38	12	-0.01	-0.05
1	27	2018	7	38	22	-0.02	-0.05
1	27	2018	7	38	32	-0.01	-0.04
1	27	2018	7	38	42	-0.01	0
1	27	2018	7	38	52	0	0.01
1	27	2018	7	39	2	-0.01	0
1	27	2018	7	39	12	-0.01	0
1	27	2018	7	39	22	-0.01	-0.01
1	27	2018	7	39	32	0	0
1	27	2018	7	39	42	-0.01	0
1	27	2018	7	39	52	-0.01	0
1	27	2018	7	40	2	-0.01	0
1	27	2018	7	40	12	-0.01	-0.01
1	27	2018	7	40	22	-0.01	0
1	27	2018	7	40	32	0	0
1	27	2018	7	40	42	0	0
1	27	2018	7	40	52	0	0.01
1	27	2018	7	41	2	-0.01	0.01
1	27	2018	7	41	12	0	0
1	27	2018	7	41	22	0	0
1	27	2018	7	41	32	-0.01	0.01
1	27	2018	7	41	42	-0.01	-0.03
1	27	2018	7	41	52	-0.01	-0.03
1	27	2018	7	42	2	-0.01	-0.04
1	27	2018	7	42	12	-0.01	-0.03
1	27	2018	7	42	22	-0.01	-0.05
1	27	2018	7	42	32	-0.01	-0.05
1	27	2018	7	42	42	-0.01	-0.04
1	27	2018	7	42	52	-0.01	-0.05
1	27	2018	7	43	2	-0.02	-0.05
1	27	2018	7	43	12	-0.01	-0.05
1	27	2018	7	43	22	-0.01	-0.04
1	27	2018	7	43	32	-0.01	-0.05
1	27	2018	7	43	42	-0.01	-0.04

month	day	year	hour	minute	sec	SS vs IA	IA vs OA
1	27	2018	7	43	52	-0.01	-0.05
1	27	2018	7	44	2	-0.01	-0.04
1	27	2018	7	44	12	-0.01	-0.05
1	27	2018	7	44	22	-0.01	-0.05
1	27	2018	7	44	32	-0.01	-0.04
1	27	2018	7	44	42	-0.02	-0.05
1	27	2018	7	44	52	-0.01	-0.04
1	27	2018	7	45	2	-0.02	-0.04
1	27	2018	7	45	12	-0.01	-0.05
1	27	2018	7	45	22	-0.01	-0.05
1	27	2018	7	45	32	-0.01	-0.04
1	27	2018	7	45	42	-0.01	0
1	27	2018	7	45	52	-0.02	0
1	27	2018	7	46	2	-0.02	0
1	27	2018	7	46	12	-0.01	0
1	27	2018	7	46	22	-0.02	0
1	27	2018	7	46	32	-0.01	0
1	27	2018	7	46	42	-0.02	0
1	27	2018	7	46	52	-0.01	0
1	27	2018	7	47	2	-0.01	0.01
1	27	2018	7	47	12	-0.01	-0.01
1	27	2018	7	47	22	-0.02	0
1	27	2018	7	47	32	-0.02	0
1	27	2018	7	47	42	-0.01	-0.05
1	27	2018	7	47	52	-0.01	-0.06
1	27	2018	7	48	2	-0.02	-0.06
1	27	2018	7	48	12	-0.02	-0.06
1	27	2018	7	48	22	-0.02	-0.06
1	27	2018	7	48	32	-0.02	-0.05
1	27	2018	7	48	42	-0.03	0.01
1	27	2018	7	48	52	-0.02	0.01
1	27	2018	7	49	2	-0.02	0
1	27	2018	7	49	12	-0.02	0
1	27	2018	7	49	22	-0.02	0
1	27	2018	7	49	32	-0.02	0
1	27	2018	7	49	42	-0.02	-0.04
1	27	2018	7	49	52	-0.02	-0.03
1	27	2018	7	50	2	-0.03	-0.04
1	27	2018	7	50	12	-0.02	-0.04
1	27	2018	7	50	22	-0.02	-0.05
1	27	2018	7	50	32	-0.02	-0.06
1	27	2018	7	50	42	-0.02	-0.05
1	27	2018	7	50	52	-0.03	-0.06
1	27	2018	7	51	2	-0.02	-0.06
1	27	2018	7	51	12	-0.02	-0.06
1	27	2018	7	51	22	-0.03	-0.05

month	day	year	hour	minute	sec	SS vs IA	IA vs OA
1	27	2018	7	51	32	-0.02	-0.05
1	27	2018	7	51	42	-0.03	0
1	27	2018	7	51	52	-0.03	0
1	27	2018	7	52	2	-0.03	0
1	27	2018	7	52	12	-0.02	0
1	27	2018	7	52	22	-0.03	-0.01
1	27	2018	7	52	32	-0.02	0
1	27	2018	7	52	42	-0.02	0
1	27	2018	7	52	52	-0.03	0
1	27	2018	7	53	2	-0.03	0
1	27	2018	7	53	12	-0.02	0.01
1	27	2018	7	53	22	-0.02	0.01
1	27	2018	7	53	32	-0.02	0.01
1	27	2018	7	53	42	-0.02	-0.05
1	27	2018	7	53	52	-0.02	-0.05
1	27	2018	7	54	2	-0.02	-0.04
1	27	2018	7	54	12	-0.02	-0.05
1	27	2018	7	54	22	-0.03	-0.05
1	27	2018	7	54	32	-0.03	-0.05
1	27	2018	7	54	42	-0.02	-0.06
1	27	2018	7	54	52	-0.02	-0.04
1	27	2018	7	55	2	-0.02	-0.05
1	27	2018	7	55	12	-0.03	-0.04
1	27	2018	7	55	22	-0.02	-0.06
1	27	2018	7	55	32	-0.03	-0.06
1	27	2018	7	55	42	0.01	0
1	27	2018	7	55	52	0.01	-0.01
1	27	2018	7	56	2	0.01	0
1	27	2018	7	56	12	0	-0.01
1	27	2018	7	56	22	0.01	-0.01
1	27	2018	7	56	32	0.01	0
1	27	2018	7	56	42	-0.02	0
1	27	2018	7	56	52	-0.03	-0.01
1	27	2018	7	57	2	-0.03	0
1	27	2018	7	57	12	-0.03	-0.01
1	27	2018	7	57	22	-0.04	-0.01
1	27	2018	7	57	32	-0.03	-0.01
1	27	2018	7	57	42	-0.03	-0.01
1	27	2018	7	57	52	-0.03	-0.01
1	27	2018	7	58	2	-0.03	0
1	27	2018	7	58	12	-0.03	0
1	27	2018	7	58	22	-0.02	0
1	27	2018	7	58	32	-0.02	-0.01
1	27	2018	7	58	42	-0.02	-0.06
1	27	2018	7	58	52	-0.03	-0.05
1	27	2018	7	59	2	-0.03	-0.05

month	day	year	hour	minute	sec	SS vs IA	IA vs OA
1	27	2018	7	59	12	-0.03	-0.05
1	27	2018	7	59	22	-0.04	-0.04
1	27	2018	7	59	32	-0.03	-0.05
1	27	2018	7	59	42	-0.03	-0.05
1	27	2018	7	59	52	-0.03	-0.06
1	27	2018	8	0	2	-0.03	-0.05
1	27	2018	8	0	12	-0.03	-0.06
1	27	2018	8	0	22	-0.03	-0.05
1	27	2018	8	0	32	-0.03	-0.05
1	27	2018	8	0	42	-0.03	-0.01
1	27	2018	8	0	52	-0.03	-0.01
1	27	2018	8	1	2	-0.03	0
1	27	2018	8	1	12	-0.04	0
1	27	2018	8	1	22	-0.04	-0.01
1	27	2018	8	1	32	-0.05	-0.01
1	27	2018	8	1	42	0	0
1	27	2018	8	1	52	0.01	0
1	27	2018	8	2	2	0	0
1	27	2018	8	2	12	0.01	0
1	27	2018	8	2	22	0.01	-0.01
1	27	2018	8	2	32	0.01	-0.01
1	27	2018	8	2	42	0.01	-0.01
1	27	2018	8	2	52	0.01	-0.01
1	27	2018	8	3	2	0.01	-0.01
1	27	2018	8	3	12	0.01	0
1	27	2018	8	3	22	0.01	0
1	27	2018	8	3	32	0.01	-0.01
1	27	2018	8	3	42	-0.03	-0.01
1	27	2018	8	3	52	-0.03	-0.01
1	27	2018	8	4	2	-0.03	0
1	27	2018	8	4	12	-0.03	0
1	27	2018	8	4	22	-0.05	0
1	27	2018	8	4	32	-0.05	0.03
1	27	2018	8	4	42	-0.13	-0.05
1	27	2018	8	4	52	-0.3	-0.03
1	27	2018	8	5	2	-0.09	-0.06
1	27	2018	8	5	12	-0.01	-0.06
1	27	2018	8	5	22	-0.01	-0.07
1	27	2018	8	5	32	-0.08	-0.04
1	27	2018	8	5	42	0.17	0.04
1	27	2018	8	5	52	0.25	0.2
1	27	2018	8	6	2	0.1	0.4
1	27	2018	8	6	12	-0.02	-0.04
1	27	2018	8	6	22	0.04	0.13
1	27	2018	8	6	32	-0.08	-0.04
1	27	2018	8	6	42	-0.05	-0.22

month	day	year	hour	minute	sec	SS vs IA	IA vs OA
1	27	2018	8	6	52	-0.05	0.39
1	27	2018	8	7	2	-0.17	-0.04
1	27	2018	8	7	12	-0.31	-0.07
1	27	2018	8	7	22	-0.61	-1.86
1	27	2018	8	7	32	-0.07	0.02
1	27	2018	8	7	42	-0.04	0.01
1	27	2018	8	7	52	-0.06	-0.02
1	27	2018	8	8	2	-0.04	-0.01
1	27	2018	8	8	12	-0.05	-0.01
1	27	2018	8	8	22	-0.04	-0.01
1	27	2018	8	8	32	-0.05	-0.01
1	27	2018	8	8	42	0	-0.01
1	27	2018	8	8	52	-0.01	-0.02
1	27	2018	8	9	2	0	-0.01
1	27	2018	8	9	12	-0.01	-0.01
1	27	2018	8	9	22	0	-0.01
1	27	2018	8	9	32	0	-0.01
1	27	2018	8	9	42	0	-0.02
1	27	2018	8	9	52	0	-0.03
1	27	2018	8	10	2	0	-0.01
1	27	2018	8	10	12	-0.02	-0.03
1	27	2018	8	10	22	0	-0.01
1	27	2018	8	10	32	0	0
1	27	2018	8	10	42	0	-0.01
1	27	2018	8	10	52	0.01	-0.01
1	27	2018	8	11	2	0	-0.01
1	27	2018	8	11	12	0.01	-0.01
1	27	2018	8	11	22	0	-0.01
1	27	2018	8	11	32	0	-0.01
1	27	2018	8	11	42	-0.04	-0.01
1	27	2018	8	11	52	-0.04	0
1	27	2018	8	12	2	-0.03	0
1	27	2018	8	12	12	-0.03	-0.01
1	27	2018	8	12	22	-0.03	-0.01
1	27	2018	8	12	32	-0.03	-0.02
1	27	2018	8	12	42	0.02	-0.03
1	27	2018	8	12	52	0.02	-0.01
1	27	2018	8	13	2	0.01	-0.02
1	27	2018	8	13	12	0.01	-0.02
1	27	2018	8	13	22	0.02	-0.02
1	27	2018	8	13	32	0.02	-0.01
1	27	2018	8	13	42	-0.02	-0.02
1	27	2018	8	13	52	-0.02	-0.01
1	27	2018	8	14	2	-0.01	-0.01
1	27	2018	8	14	12	-0.01	-0.02
1	27	2018	8	14	22	0	-0.02

month	day	year	hour	minute	sec	SS vs IA	IA vs OA
1	27	2018	8	14	32	-0.01	-0.02
1	27	2018	8	14	42	-0.01	0
1	27	2018	8	14	52	0	-0.01
1	27	2018	8	15	2	0	-0.01
1	27	2018	8	15	12	0	0.01
1	27	2018	8	15	22	0.01	-0.01
1	27	2018	8	15	32	0.01	-0.01
1	27	2018	8	15	42	-0.04	-0.01
1	27	2018	8	15	52	-0.04	-0.01
1	27	2018	8	16	2	-0.04	-0.01
1	27	2018	8	16	12	-0.04	-0.01
1	27	2018	8	16	22	0	0.03
1	27	2018	8	16	32	-0.03	-0.01
1	27	2018	8	16	42	0.01	-0.02
1	27	2018	8	16	52	0.01	-0.02
1	27	2018	8	17	2	0.01	-0.02
1	27	2018	8	17	12	0.01	-0.02
1	27	2018	8	17	22	0.01	-0.01
1	27	2018	8	17	32	0.02	-0.02
1	27	2018	8	17	42	-0.02	-0.01
1	27	2018	8	17	52	-0.02	-0.01
1	27	2018	8	18	2	-0.02	-0.02
1	27	2018	8	18	12	-0.02	-0.02
1	27	2018	8	18	22	-0.01	-0.01
1	27	2018	8	18	32	-0.02	-0.01
1	27	2018	8	18	42	-0.01	-0.03
1	27	2018	8	18	52	-0.01	-0.02
1	27	2018	8	19	2	-0.01	-0.02
1	27	2018	8	19	12	-0.01	-0.01
1	27	2018	8	19	22	-0.01	-0.02
1	27	2018	8	19	32	0	-0.01
1	27	2018	8	19	42	-0.05	-0.02
1	27	2018	8	19	52	-0.05	-0.03
1	27	2018	8	20	2	-0.04	-0.03
1	27	2018	8	20	12	-0.02	0
1	27	2018	8	20	22	-0.05	-0.03
1	27	2018	8	20	32	-0.05	-0.02
1	27	2018	8	20	42	-0.03	-0.01
1	27	2018	8	20	52	-0.02	-0.02
1	27	2018	8	21	2	-0.04	-0.02
1	27	2018	8	21	12	-0.04	-0.01
1	27	2018	8	21	22	-0.12	-0.12
1	27	2018	8	21	32	-0.03	0
1	27	2018	8	21	42	-0.02	0
1	27	2018	8	21	52	0.06	0.11
1	27	2018	8	22	2	-0.04	-0.01

month	day	year	hour	minute	sec	SS vs IA	IA vs OA
1	27	2018	8	22	12	-0.02	-0.02
1	27	2018	8	22	22	-0.02	0
1	27	2018	8	22	32	-0.07	-0.02
1	27	2018	8	22	42	-0.01	-0.08
1	27	2018	8	22	52	-0.07	-0.06
1	27	2018	8	23	2	-0.18	-0.07
1	27	2018	8	23	12	-0.17	-0.05
1	27	2018	8	23	22	-0.1	-0.1
1	27	2018	8	23	32	-0.03	-0.13
1	27	2018	8	23	42	-0.07	-0.18
1	27	2018	8	23	52	-0.03	-0.19
1	27	2018	8	24	2	-0.01	-0.1

THIS PAGE INTENTIONALLY LEFT BLANK