

**Feasibility Study
for the Groundwater Operable Unit
at Paducah Gaseous Diffusion Plant
Paducah, Kentucky**

**Volume 3. Appendix B
Baseline Risk Assessment
Tables**



Cleared for Public Release

ATTACHMENT 1

TABLES

Table 1.1 Excess lifetime cancer risk from chemicals in RGA groundwater–residential use [compiled^a from information in Appendix 6C of *Results of the Site Investigation, Phase I, at the Paducah Gaseous Diffusion Plant, Paducah, Kentucky (CH2M Hill 1991b)*]

Chemical	Ingestion	Inhalation of Vapors	Chemical Total	% of Total
Average Exposure Assumptions–Residential Wells				
1,2-Dichloroethene	NA	NR	NV	NV
1,2-Dichloroethane	3.0×10^{-7}	4.6×10^{-7}	7.6×10^{-7}	2%
Aroclor 1260	NA	NR	NV	NV
Benzene	NA	NR	NV	NV
Bis(2-ethylhexyl)phthalate	1.0×10^{-6}	NA	1.0×10^{-6}	2%
Carbon tetrachloride	1.8×10^{-6}	2.7×10^{-6}	4.5×10^{-6}	11%
Chloroform	2.1×10^{-7}	3.1×10^{-7}	5.2×10^{-7}	1%
Tetrachloroethene	1.7×10^{-7}	2.6×10^{-7}	4.3×10^{-7}	1%
Trichloroethene	1.1×10^{-5}	1.6×10^{-5}	2.7×10^{-5}	66%
Arsenic	7.3×10^{-6}	NA	7.3×10^{-6}	18%
Pathway Total	2.2×10^{-5}	1.9×10^{-5}	4.1×10^{-5}	
% of Total	54%	46%		
Average Exposure Assumptions–Monitoring Wells				
1,2-Dichloroethene	NA	NR	NV	NV
1,2-Dichloroethane	NA	NR	NV	NV
Aroclor 1260	NA	NR	NV	NV
Benzene	2.2×10^{-7}	3.4×10^{-7}	5.6×10^{-7}	3%
Bis(2-ethylhexyl)phthalate	4.3×10^{-6}	NA	4.3×10^{-6}	24%
Carbon tetrachloride	NA	NR	NV	NV
Chloroform	2.4×10^{-8}	3.5×10^{-8}	5.9×10^{-8}	<1%
Tetrachloroethene	NA	NR	NV	NV
Trichloroethene	3.4×10^{-6}	5.1×10^{-6}	8.5×10^{-6}	47%
Arsenic	4.2×10^{-6}	NA	4.2×10^{-6}	23%
Pathway Total	1.2×10^{-5}	5.5×10^{-6}	1.8×10^{-5}	
% of Total	67%	31%		
Average Exposure Assumptions–TVA Wells				
1,2-Dichloroethene	NA	NR	NV	NV
1,2-Dichloroethane	NA	NR	NV	NV
Aroclor 1260	NA	NR	NV	NV
Benzene	NA	NR	NV	NV
Bis(2-ethylhexyl)phthalate	NA	NR	NV	NV
Carbon tetrachloride	NA	NR	NV	NV
Chloroform	NA	NR	NV	NV
Tetrachloroethene	NA	NR	NV	NV

Chemical	Ingestion	Inhalation of Vapors	Chemical Total	% of Total
Trichloroethene	4.5×10^{-7}	6.8×10^{-7}	1.1×10^{-6}	2%
Arsenic	5.4×10^{-5}	NA	5.4×10^{-5}	98%
Pathway Total	5.4×10^{-5}	6.8×10^{-7}	5.5×10^{-5}	
% of Total	98%	1%		

Maximum Exposure Assumptions–Residential Wells

1,2-Dichloroethene	NA	NR	NV	NV
1,2-Dichloroethane	2.2×10^{-6}	3.3×10^{-6}	5.5×10^{-6}	<1%
Aroclor 1260	NA	NR	NV	NV
Benzene	NA	NR	NV	NV
Bis(2-ethylhexyl)phthalate	1.2×10^{-5}	NA	1.2×10^{-5}	2%
Carbon tetrachloride	1.3×10^{-5}	2.0×10^{-5}	3.3×10^{-5}	5%
Chloroform	2.5×10^{-6}	3.8×10^{-6}	6.3×10^{-6}	<1%
Tetrachloroethene	1.2×10^{-6}	1.8×10^{-6}	3.0×10^{-6}	<1%
Trichloroethene	2.2×10^{-4}	3.3×10^{-4}	5.5×10^{-4}	83%
Arsenic	4.6×10^{-5}	NA	4.6×10^{-5}	7%
Pathway Total	3.0×10^{-4}	3.6×10^{-4}	6.6×10^{-4}	
% of Total	45%	55%		

Maximum Exposure Assumptions–Monitoring Wells

1,2-Dichloroethene	NA	NR	NV	NV
1,2-Dichloroethane	NA	NR	NV	NV
Aroclor 1260	NA	NR	NV	NV
Benzene	1.1×10^{-6}	1.7×10^{-6}	2.8×10^{-6}	1%
Bis(2-ethylhexyl)phthalate	5.5×10^{-5}	NA	5.5×10^{-5}	24%
Carbon tetrachloride	NA	NR	NV	NV
Chloroform	1.5×10^{-7}	2.3×10^{-7}	3.8×10^{-7}	<1%
Tetrachloroethene	NA	NR	NV	NV
Trichloroethene	4.6×10^{-5}	9.2×10^{-5}	1.4×10^{-4}	61%
Arsenic	3.5×10^{-5}	NA	3.5×10^{-5}	15%
Pathway Total	1.4×10^{-4}	9.4×10^{-5}	2.3×10^{-4}	
% of Total	60%	40%		

Maximum Exposure Assumptions–TVA Wells

1,2-Dichloroethene	NA	NR	NV	NV
1,2-Dichloroethane	NA	NR	NV	NV
Aroclor 1260	NA	NR	NV	NV
Benzene	NA	NR	NV	NV
Bis(2-ethylhexyl)phthalate	NA	NR	NV	NV
Carbon tetrachloride	NA	NR	NV	NV
Chloroform	NA	NR	NV	NV

Chemical	Ingestion	Inhalation of Vapors	Chemical Total	% of Total
Tetrachloroethene	NA	NR	NV	NV
Trichloroethene	1.0×10^{-5}	1.5×10^{-5}	2.5×10^{-5}	3%
Arsenic	7.0×10^{-4}	NA	7.0×10^{-4}	96%
Pathway Total	7.1×10^{-4}	1.5×10^{-5}		
% of Total	98%	2%	7.3×10^{-4}	

Notes: NA is defined as not applicable in CH2M Hill 1991a.

NR indicates that the value is not reported in CH2M Hill 1991a.

NV indicates that a value could not be calculated.

^a All values were recalculated using information in Appendix 6C because inhalation risk values were not reported in tables found in Appendix 6C.

Table 1.2 Hazard indices from chemicals in RGA groundwater–residential use
[compiled^a from information in Appendix 6C of *Results of the Site Investigation, Phase I,*
***at the Paducah Gaseous Diffusion Plant, Paducah, Kentucky (CH2M Hill 1991b)*]**

Chemical	Ingestion	Inhalation of Vapors	Chemical Total	% of Total
Average Exposure Assumptions–Residential Wells				
2-Butanone	NA	NR	NV	NV
Bis(2-ethylhexyl)phthalate	0.03	NA	0.03	3%
Carbon disulfide	NA	NR	NV	NV
Carbon tetrachloride	0.15	0.23	0.38	43%
Chloroform	0.03	0.05	0.08	9%
Di-n-butyl phthalate	<0.01	NA	<0.01	<1%
1,2-Dichloroethene	0.02	0.03	0.05	6%
Diethyl phthalate	NA	NR	NV	NV
Di-n-octyl phthalate	0.03	NA	0.03	3%
Ethylbenzene	NA	NR	NV	NV
4-Nitrophenol	NA	NR	NV	NV
Tetrachloroethene	<0.01	<0.01	<0.01	<1%
Toluene	<0.01	<0.01	<0.01	<1%
Xylenes	NA	NR	NV	NV
Aluminum	NA	NR	NV	NV
Barium	0.04	NA	0.04	5%
Beryllium	<0.01	NA	<0.01	<1%
Cadmium	0.08	NA	0.08	9%
Chromium VI	0.08	NA	0.08	9%
Manganese	0.01	NA	0.01	1%
Mercury	0.01	NA	0.01	1%
Nickel	0.02	NA	0.02	2%
Selenium	0.03	NA	0.03	3%
Silver	0.04	NA	0.04	5%
Pathway Total	0.57	0.31		
% of Total	65%	35%		0.88
Average Exposure Assumptions–Monitoring Wells				
2-Butanone	<0.01	<0.01	<0.01	<1%
Bis(2-ethylhexyl)phthalate	0.11	NA	0.11	12%
Carbon disulfide	NA	NR	NV	NV
Carbon tetrachloride	NA	NR	NV	NV
Chloroform	<0.01	<0.01	0.01	<1%

Chemical	Ingestion	Inhalation of Vapors	Chemical Total	% of Total
Di-n-butyl phthalate	<0.01	NA	<0.01	<1%
1,2-Dichloroethene	0.02	0.02	0.04	4%
Diethyl phthalate	<0.01	NA	<0.01	<1%
Di-n-octyl phthalate	0.01	NA	0.01	<1%
Ethylbenzene	NA	NR	NV	NV
4-Nitrophenol	NA	NR	NV	NV
Tetrachloroethene	NA	NR	NV	NV
Toluene	<0.01	<0.01	<0.01	<1%
Xylenes	<0.01	<0.01	<0.01	<1%
Aluminum	NA	NA	NV	NV
Barium	0.09	NA	0.09	8%
Beryllium	<0.01	NA	<0.01	<1%
Cadmium	0.14	NA	0.14	12%
Chromium VI	0.31	NA	0.31	27%
Manganese	0.20	NA	0.20	18%
Mercury	NA	NR	NV	NV
Nickel	0.06	NA	0.06	5%
Selenium	0.02	NA	0.02	2%
Silver	0.13	NA	0.13	12%
Pathway Total	1.10	0.03		
% of Total	97%	3%		1.13

Average Exposure Assumptions–TVA Wells

2-Butanone	NA	NR	NV	NV
Bis(2-ethylhexyl)phthalate	NA	NA	NV	NV
Carbon disulfide	NA	NR	NV	NV
Carbon tetrachloride	NA	NR	NV	NV
Chloroform	NA	NR	NV	NV
Di-n-butyl phthalate	NA	NA	NV	NV
1,2-Dichloroethene	NA	NR	NV	NV
Diethyl phthalate	<0.01	NA	<0.01	<1%
Di-n-octyl phthalate	NA	NA	NV	NV
Ethylbenzene	NA	NR	NV	NV
4-Nitrophenol	NA	NR	NV	NV
Tetrachloroethene	NA	NR	NV	NV
Toluene	NA	NR	NV	NV
Xylenes	NA	NR	NV	NV

Chemical	Ingestion	Inhalation of Vapors	Chemical Total	% of Total
Aluminum	NA	NR	NV	NV
Barium	0.05	NA	0.05	10%
Beryllium	<0.01	NA	<0.01	<1%
Cadmium	NA	NA	NV	NV
Chromium VI	0.14	NA	0.14	29%
Manganese	0.19	NA	0.19	39%
Mercury	NA	NA	NV	NV
Nickel	0.05	NA	0.05	10%
Selenium	0.03	NA	0.03	6%
Silver	0.03	NA	0.03	6%
Pathway Total	0.49	NV		
% of Total	100%	NV		0.49

Maximum Exposure Assumptions–Residential Wells

2-Butanone	NA	NR	NV	NV
Bis(2-ethylhexyl)phthalate	0.10	NA	0.10	4%
Carbon disulfide	NA	NR	NV	NV
Carbon tetrachloride	0.33	0.50	0.83	31%
Chloroform	0.10	0.15	0.25	9%
Di-n-butyl phthalate	<0.01	NA	<0.01	<1%
1,2-Dichloroethene	0.05	0.08	0.13	5%
Diethyl phthalate	NA	NA	NV	NV
Di-n-octyl phthalate	0.04	NA	0.04	1%
Ethylbenzene	NA	NR	NV	NV
4-Nitrophenol	NA	NR	NV	NV
Tetrachloroethene	<0.01	<0.01	0.01	<1%
Toluene	<0.01	<0.01	<0.01	<1%
Xylenes	NA	NR	NV	NV
Aluminum	NA	NA	NV	NV
Barium	0.19	NA	0.19	7%
Beryllium	<0.01	NA	<0.01	<1%
Cadmium	0.11	NA	0.11	NV
Chromium VI	0.61	NA	0.61	23%
Manganese	0.12	NA	0.12	4%
Mercury	0.02	NA	0.02	<1%
Nickel	0.08	NA	0.08	3%
Selenium	0.13	NA	0.13	5%

Chemical	Ingestion	Inhalation of Vapors	Chemical Total	% of Total
Silver	0.10	NA	0.10	4%
Pathway Total	1.98	0.73		
% of Total	73%	27%	2.71	

Maximum Exposure Assumptions–Monitoring Wells

2-Butanone	<0.01	<0.01	0.01	<1%
Bis(2-ethylhexyl)phthalate	0.46	NA	0.46	12%
Carbon disulfide	NA	NR	NV	NV
Carbon tetrachloride	NA	NR	NV	NV
Chloroform	<0.01	<0.01	0.02	<1%
Di-n-butyl phthalate	<0.01	NA	NV	NV
1,2-Dichloroethene	0.03	0.05	0.08	2%
Diethyl phthalate	<0.01	NA	<0.01	<1%
Di-n-octyl phthalate	<0.01	NA	<0.01	<1%
Ethylbenzene	NA	NR	NV	NV
4-Nitrophenol	NA	NR	NV	NV
Tetrachloroethene	NA	NR	NV	NV
Toluene	<0.01	<0.01	<0.01	<1%
Xylenes	<0.01	<0.01	<0.01	<1%
Aluminum	NA	NR	NV	NV
Barium	0.42	NA	0.42	11%
Beryllium	0.01	NA	0.01	<1%
Cadmium	0.23	NA	0.23	6%
Chromium VI	1.28	NA	1.28	33%
Manganese	0.82	NA	0.82	21%
Mercury	NA	NA	NV	NV
Nickel	0.23	NA	0.23	6%
Selenium	0.07	NA	0.07	2%
Silver	0.26	NA	0.26	7%
Pathway Total	3.84	0.05		
% of Total	99%	1%	3.89	

Maximum Exposure Assumptions–TVA Wells

2-Butanone	NA	NR	NV	NV
Bis(2-ethylhexyl)phthalate	NA	NA	NV	NV
Carbon disulfide	NA	NR	NV	NV
Carbon tetrachloride	NA	NR	NV	NV
Chloroform	NA	NR	NV	NV

Chemical	Ingestion	Inhalation of Vapors	Chemical Total	% of Total
Di-n-butyl phthalate	NA	NR	NV	NV
1,2-Dichloroethene	NA	NR	NV	NV
Diethyl phthalate	<0.01	NA	<0.01	<1%
Di-n-octyl phthalate	NA	NR	NV	NV
Ethylbenzene	NA	NR	NV	NV
4-Nitrophenol	NA	NR	NV	NV
Tetrachloroethene	NA	NR	NV	NV
Toluene	NA	NR	NV	NV
Xylenes	NA	NR	NV	NV
Aluminum	NA	NA	NV	NV
Barium	0.22	NA	0.22	13%
Beryllium	<0.01	NA	<0.01	<1%
Cadmium	NA	NA	NV	NV
Chromium VI	0.54	NA	0.54	31%
Manganese	0.72	NA	0.72	41%
Mercury	NA	NA	NV	NV
Nickel	0.11	NA	0.11	6%
Selenium	0.10	NA	0.10	6%
Silver	0.05	NA	0.05	3%
Pathway Total	1.74	NV		
% of Total	100%	NV		1.74

Notes: NA is defined as not applicable in CH2M Hill 1991a.

NR indicates that the value is not reported in CH2M Hill 1991a.

NV indicates value could not be calculated.

^a All values were recalculated using information in Appendix 6C because inhalation risk values were not reported in tables found in Appendix 6C.

Table 1.3 Excess lifetime cancer risk from radionuclides in RGA groundwater–residential use [compiled^a from information in Appendix 6D of *Results of the Site Investigation, Phase I, at the Paducah Gaseous Diffusion Plant, Paducah, Kentucky (CH2M Hill 1991b)*]

Radionuclide	Ingestion	Radionuclide Total	% of Total
Average Exposure Assumptions–Residential Wells			
Technetium-99	1.1×10^{-6}	1.1×10^{-6}	26%
Uranium-238	1.5×10^{-6}	1.5×10^{-6}	35%
Uranium-235	7.8×10^{-8}	7.8×10^{-8}	2%
Uranium-234	1.6×10^{-6}	1.6×10^{-6}	37%
Thorium-230	7.2×10^{-8}	7.2×10^{-8}	2%
Neptunium-237	NR	NV	NV
Plutonium-239	7.1×10^{-9}	7.1×10^{-9}	<1%
Pathway Total	4.3×10^{-6}		
% of Total	100%	4.3×10^{-6}	
Average Exposure Assumptions–Monitoring Wells			
Technetium-99	5.5×10^{-7}	5.5×10^{-7}	20%
Uranium-238	1.0×10^{-6}	1.0×10^{-6}	36%
Uranium-235	7.8×10^{-8}	7.8×10^{-8}	3%
Uranium-234	9.0×10^{-7}	9.0×10^{-7}	32%
Thorium-230	1.6×10^{-7}	1.6×10^{-7}	6%
Neptunium-237	NR	NV	NV
Plutonium-239	8.6×10^{-8}	8.6×10^{-8}	3%
Pathway Total	2.8×10^{-6}		
% of Total	100%	2.8×10^{-6}	
Average Exposure Assumptions–TVA Wells			
Technetium-99	2.9×10^{-7}	2.9×10^{-7}	3%
Uranium-238	6.1×10^{-6}	6.1×10^{-6}	62%
Uranium-235	8.4×10^{-7}	8.4×10^{-7}	9%
Uranium-234	2.3×10^{-6}	2.3×10^{-6}	23%
Thorium-230	7.7×10^{-8}	7.7×10^{-8}	<1%
Neptunium-237	NR	NV	NV
Plutonium-239	2.9×10^{-7}	2.9×10^{-7}	3%
Pathway Total	9.8×10^{-6}		
% of Total	100%	9.8×10^{-6}	
Maximum Exposure Assumptions–Residential Wells			
Technetium-99	3.4×10^{-5}	3.4×10^{-5}	63%
Uranium-238	9.7×10^{-6}	9.7×10^{-6}	18%
Uranium-235	3.7×10^{-7}	3.7×10^{-7}	<1%
Uranium-234	9.5×10^{-6}	9.5×10^{-6}	18%

Radionuclide	Ingestion	Radionuclide Total	% of Total
Thorium-230	5.8×10^{-7}	5.8×10^{-7}	1%
Neptunium-237	NR	NV	NV
Plutonium-239	4.8×10^{-8}	4.8×10^{-8}	<1%
Pathway Total	5.4×10^{-5}		
% of Total	100%	5.4×10^{-5}	
Maximum Exposure Assumptions–Monitoring Wells			
Technetium-99	6.3×10^{-6}	6.3×10^{-6}	13%
Uranium-238	2.5×10^{-5}	2.5×10^{-5}	51%
Uranium-235	6.3×10^{-7}	6.3×10^{-7}	1%
Uranium-234	1.5×10^{-5}	1.1×10^{-5}	22%
Thorium-230	1.8×10^{-6}	1.8×10^{-6}	4%
Neptunium-237	NR	NV	NV
Plutonium-239	4.1×10^{-7}	4.1×10^{-7}	<1%
Pathway Total	4.9×10^{-5}		
% of Total	100%	4.9×10^{-5}	
Maximum Exposure Assumptions–TVA Wells			
Technetium-99	3.1×10^{-6}	3.1×10^{-6}	<1%
Uranium-238	2.8×10^{-4}	2.8×10^{-4}	88%
Uranium-235	7.4×10^{-6}	7.4×10^{-6}	2%
Uranium-234	2.9×10^{-5}	2.9×10^{-5}	9%
Thorium-230	1.1×10^{-6}	1.1×10^{-6}	<1%
Neptunium-237	NR	NV	NV
Plutonium-239	1.4×10^{-6}	1.4×10^{-6}	<1%
Pathway Total	3.2×10^{-4}		
% of Total	100%	3.2×10^{-4}	

Notes: NR indicates that the value is not reported in CH2M Hill 1991a.

NV indicates value could not be calculated.

^a All values, except percentages, taken from Appendix 6D in CH2M Hill 1991a.

Table 1.4 Excess lifetime cancer risk from chemicals in RGA groundwater – residential use
[compiled^a from information in *Public Health and Ecological Assessment, Phase II*
(CH2M Hill 1991a)]

Chemical	Ingestion	Inhalation of Vapors	Chemical Total	% of Total
Onsite Monitoring Wells				
1,1,2-Trichloroethene	6×10^{-5}	9×10^{-5}	2×10^{-4}	0.2
1,1-Dichloroethene	2×10^{-4}	3×10^{-4}	5×10^{-4}	0.9
Carbon tetrachloride	4×10^{-5}	6×10^{-5}	1×10^{-4}	0.2
Tetrachloroethene	9×10^{-5}	1×10^{-4}	2×10^{-4}	0.4
Trichloroethene	8×10^{-3}	1×10^{-2}	2×10^{-2}	31.2
Bromodichloromethane	1×10^{-5}	2×10^{-5}	3×10^{-5}	0.1
Chloroform	1×10^{-6}	2×10^{-6}	3×10^{-6}	<0.1
Chloromethane	3×10^{-5}	4×10^{-5}	7×10^{-5}	0.1
1,2-Dichloroethane	1×10^{-5}	2×10^{-5}	3×10^{-5}	<0.1
Benzene	4×10^{-6}	6×10^{-6}	1×10^{-5}	<0.1
Vinyl chloride	2×10^{-2}	2×10^{-2}	4×10^{-2}	64.5
Isophorone	5×10^{-7}	Not volatile	5×10^{-7}	<0.1
Arsenic	9×10^{-4}	Not volatile	9×10^{-4}	1.5
Beryllium	5×10^{-4}	Not volatile	5×10^{-4}	0.9
Pathway Total	2×10^{-2}	4×10^{-2}	6×10^{-2}	
% of Total	33.0	67.0		
Residential Wells				
Trichloroethene	2×10^{-4}	2×10^{-4}	4×10^{-4}	54.7
Bromodichloromethane	2×10^{-5}	3×10^{-5}	5×10^{-5}	7.5
Chloroform	4×10^{-6}	6×10^{-6}	1×10^{-5}	1.3
Dibromochloromethane	1×10^{-6}	1×10^{-6}	2×10^{-6}	0.3
Carbon tetrachloride	1×10^{-5}	2×10^{-5}	3×10^{-5}	4.3
Tetrachloroethene	6×10^{-7}	9×10^{-7}	2×10^{-6}	0.2
Arsenic	2×10^{-4}	Not volatile	2×10^{-4}	25.9
Beryllium	4×10^{-5}	Not volatile	4×10^{-5}	5.7
Pathway Total	4×10^{-4}	3×10^{-4}	7×10^{-4}	
% of Total	57.1	42.9		
Offsite Monitoring Wells				
Trichloroethene	3×10^{-5}	4×10^{-5}	7×10^{-5}	6.2
Lead	No value	No value	No value	-
Beryllium	2×10^{-4}	Not volatile	2×10^{-4}	44.5
Arsenic	2×10^{-4}	Not volatile	2×10^{-4}	49.3
Pathway Total	4×10^{-4}	4×10^{-5}	5×10^{-4}	
% of Total	88.9	11.1		
TVA Wells				
Trichloroethene	2×10^{-7}	3×10^{-7}	5×10^{-7}	<0.1
Beryllium	9×10^{-4}	Not volatile	9×10^{-4}	30.4
Arsenic	2×10^{-3}	Not volatile	2×10^{-3}	69.6
Pathway Total	3×10^{-3}	3×10^{-7}	3×10^{-3}	

Chemical	Ingestion	Inhalation of Vapors	Chemical Total	% of Total
% of Total	100.0	<0.1		
MW 134				
Trichloroethene	6×10^{-7}	1×10^{-6}	2×10^{-6}	1.0
Lead	No value	No value	No value	-
Beryllium	3×10^{-5}	Not volatile	3×10^{-5}	40.1
Arsenic	4×10^{-5}	Not volatile	4×10^{-5}	58.8
Pathway Total	6×10^{-5}	1×10^{-6}		
% of Total	98.4	1.6	6×10^{-5}	
MW 144				
Trichloroethene	3×10^{-5}	5×10^{-5}	8×10^{-5}	18.9
Lead	No value	No value	No value	-
Beryllium	1×10^{-5}	Not volatile	1×10^{-5}	5.7
Arsenic	1×10^{-4}	Not volatile	1×10^{-4}	75.4
Pathway Total	2×10^{-4}	5×10^{-5}		
% of Total	83.3	16.7	2×10^{-4}	
MW 179				
Trichloroethene	6×10^{-7}	1×10^{-6}	2×10^{-6}	1.0
Lead	No value	No value	No value	-
Beryllium	3×10^{-5}	Not volatile	3×10^{-5}	44.6
Arsenic	4×10^{-5}	Not volatile	4×10^{-5}	54.5
Pathway Total	7×10^{-5}	1×10^{-6}		
% of Total	98.6	1.4	7×10^{-5}	
MW 200				
Trichloroethene	6×10^{-7}	1×10^{-6}	2×10^{-6}	0.1
Lead	No value	No value	No value	-
Beryllium	5×10^{-4}	Not volatile	5×10^{-4}	95.5
Arsenic	2×10^{-5}	Not volatile	2×10^{-5}	4.4
Pathway Total	5×10^{-4}	1×10^{-6}		
% of Total	98.0	2.0	5×10^{-4}	

Radionuclide	Ingestion	Radionuclide Total	% of Total
Onsite Monitoring Wells			
Technetium-99	9×10^{-6}	9×10^{-6}	40.4
Uranium-238	7×10^{-6}	7×10^{-6}	28.9
Uranium-235	2×10^{-7}	2×10^{-7}	0.8
Uranium-234	3×10^{-6}	3×10^{-6}	14.3
Thorium-230	8×10^{-7}	8×10^{-7}	5.6
Neptunium-237	1×10^{-6}	1×10^{-6}	8.0
Plutonium-239	3×10^{-7}	3×10^{-7}	2.0
Pathway Total	2×10^{-5}		
% of Total	100	2×10^{-5}	
Residential Wells			
Technetium-99	8×10^{-6}	8×10^{-6}	43.9
Uranium-238	3×10^{-6}	3×10^{-6}	15.2

Radionuclide	Ingestion	Radionuclide Total	% of Total
Uranium-235	1×10^{-7}	1×10^{-7}	0.8
Uranium-234	2×10^{-6}	2×10^{-6}	11.4
Thorium-230	4×10^{-7}	4×10^{-7}	3.9
Neptunium-237	3×10^{-6}	3×10^{-6}	24.8
Plutonium-239	No value	No value	No value
Pathway Total	2×10^{-5}		
% of Total	100		2×10^{-5}
Offsite Monitoring Wells			
Technetium-99	1×10^{-6}	1×10^{-6}	6.0
Uranium-238	7×10^{-6}	7×10^{-6}	34.2
Uranium-235	2×10^{-7}	2×10^{-7}	1.3
Uranium-234	7×10^{-6}	7×10^{-6}	33.7
Thorium-230	1×10^{-7}	1×10^{-7}	1.1
Neptunium-237	5×10^{-7}	5×10^{-7}	4.5
Plutonium-239	2×10^{-6}	2×10^{-6}	19.2
Pathway Total	2×10^{-5}		
% of Total	100		2×10^{-5}
TVA Wells			
Technetium-99	1×10^{-6}	1×10^{-6}	4.0
Uranium-238	9×10^{-6}	9×10^{-6}	35.4
Uranium-235	6×10^{-7}	6×10^{-7}	2.3
Uranium-234	1×10^{-5}	1×10^{-5}	36.9
Thorium-230	3×10^{-7}	3×10^{-7}	2.3
Neptunium-237	2×10^{-6}	2×10^{-6}	16.6
Plutonium-239	4×10^{-7}	4×10^{-7}	2.5
Pathway Total	2×10^{-5}		
% of Total	100		2×10^{-5}
MW 134			
Technetium-99	5×10^{-6}	5×10^{-6}	70.7
Uranium-238	9×10^{-7}	9×10^{-7}	12.2
Uranium-234	1×10^{-6}	1×10^{-6}	17.5
Plutonium-239	2×10^{-8}	2×10^{-8}	0.3
Pathway Total	7×10^{-6}		
% of Total	100		7×10^{-6}
MW 144			
Technetium-99	2×10^{-7}	2×10^{-7}	56.2
Uranium-238	3×10^{-8}	3×10^{-8}	8.3
Uranium-234	1×10^{-7}	1×10^{-7}	35.6
Plutonium-239	No value	No value	No value
Pathway Total	3×10^{-7}		
% of Total	100		3×10^{-7}
MW 179			
Technetium-99	2×10^{-5}	2×10^{-5}	83.2

Radionuclide	Ingestion	Radionuclide Total	% of Total
Uranium-238	2×10^{-6}	2×10^{-6}	9.0
Uranium-234	2×10^{-6}	2×10^{-6}	7.2
Plutonium-239	2×10^{-7}	2×10^{-7}	0.7
Pathway Total	3×10^{-5}		
% of Total	100		3×10^{-5}
MW 200			
Technetium-99	5×10^{-6}	5×10^{-6}	76.0
Uranium-238	1×10^{-6}	1×10^{-6}	14.8
Uranium-234	6×10^{-7}	6×10^{-7}	8.6
Plutonium-239	4×10^{-8}	4×10^{-8}	0.6
Pathway Total	6×10^{-6}		
% of Total	100		6×10^{-6}

Notes: No value indicates that a value is not reported in CH2M Hill 1991a.

Not volatile indicates that the chemical or compound will not be emitted as a vapor from groundwater during household use.

Radionuclide values may differ from values in Exhibit 1.53. This is the result of reporting only risk values from the assessment done using total (unfiltered) samples here. In CH2M Hill 1991a, the greater of the results from the assessments done using total or filtered samples were that reported in the summary table used to create Exhibit 1.53.

^a All values are as reported in App. H (pages H113 through H-152) of CH2M Hill 1991a except pathway percentages. Pathway percentages were calculated.

^b Lead is listed as a COC but no values are provided.

Table 1.5 Hazard indices from chemicals in RGA groundwater – residential use [compiled^a from information in *Public Health and Ecological Assessment, Phase II (CH2M Hill 1991a)*]

Chemical	Ingestion	Inhalation of Vapors	Chemical Total	% of Total
Onsite Monitoring Wells				
1,1,2-Trichloroethane	0.6	0.9	1.5	5.4
1,1-Dichloroethene	0.1	0.1	0.2	0.8
Carbon tetrachloride	1	1	2	8.5
1,2-Dichloroethene (total)	3	4	7	22.6
Tetrachloroethene	<0.1	<0.1	<0.1	0.2
Trichloroethene	No value	No value	No value	-
1,1,1-Trichloroethane	<0.1	<0.1	<0.1	<0.1
Bromodichloromethane	<0.1	<0.1	<0.1	0.1
Toluene	<0.1	<0.1	<0.1	<0.1
Xylene (total)	<0.1	<0.1	<0.1	<0.1
1,1-Dichloroethane	<0.1	<0.1	<0.1	<0.1
Chloroform	<0.1	<0.1	<0.1	0.3
Carbon disulfide	<0.1	<0.1	<0.1	<0.1
Chloromethane	No value	No value	No value	-
1,2-Dichloroethane	No value	No value	No value	-
Benzene	No value	No value	No value	-
Ethylbenzene	<0.1	<0.1	<0.1	<0.1
Vinyl chloride	No value	No value	No value	-
Phenanthrene	No value	No value	No value	-
Fluoranthene	<0.1	<0.1	<0.1	<0.1
Pyrene	<0.1	<0.1	<0.1	<0.1
Isophorone	<0.1	<0.1	<0.1	<0.1
Benzoic acid	<0.1	<0.1	<0.1	<0.1
Phenol	<0.1	<0.1	<0.1	<0.1
Aluminum	No value	No value	No value	-
Barium	0.2	Not volatile	0.2	0.6
Chromium	0.6	Not volatile	0.6	2.3
Manganese	1	Not volatile	1	3.4
Nickel	0.1	Not volatile	0.1	0.5
Arsenic	1	Not volatile	1	4.2
Cobalt	No value	Not volatile	No value	-
Lead	No value	Not volatile	No value	-
Selenium	No value	Not volatile	No value	-
Vanadium	0.6	Not volatile	0.6	2.0
Zinc	<0.1	Not volatile	<0.1	0.1
Copper	No value	Not volatile	No value	-
Beryllium	<0.1	Not volatile	<0.1	0.2
Antimony	10	Not volatile	10	33.5
Silver	2	Not volatile	2	5.3
Cadmium	2	Not volatile	2	8.3

Chemical	Ingestion	Inhalation of Vapors	Chemical Total	% of Total
Mercury	<0.1	Not volatile	<0.1	0.1
Thallium	0.3	Not volatile	0.3	1.2
Cyanide	<0.1	Not volatile	<0.1	0.1
Pathway Total	21.9	6.5		
% of Total	77.1	22.9		28.4
Residential Wells				
1,2-Dichloroethene (total)	0.1	0.2	0.3	8.4
Trichloroethene	No value	No value	No value	-
Bromodichloromethane	<0.1	<0.1	<0.1	1.4
Chloroform	0.1	0.2	0.3	10.7
Dibromochloromethane	<0.1	<0.1	<0.1	0.1
Carbon tetrachloride	0.3	0.5	0.8	23.6
Tetrachloroethene	<0.1	<0.1	<0.1	0.2
Phenol	<0.1	Not volatile	<0.1	0.1
Aluminum	No value	Not volatile	No value	-
Arsenic	0.2	Not volatile	0.2	7.4
Barium	<0.1	Not volatile	<0.1	1.9
Beryllium	<0.1	Not volatile	<0.1	0.1
Cobalt	No value	Not volatile	No value	-
Chromium	0.2	Not volatile	0.2	7.5
Copper	No value	Not volatile	No value	-
Manganese	<0.1	Not volatile	<0.1	1.2
Nickel	<0.1	Not volatile	<0.1	0.8
Lead	No value	Not volatile	No value	-
Vanadium	<0.1	Not volatile	<0.1	1.0
Zinc	<0.1	Not volatile	<0.1	0.8
Cadmium	<0.1	Not volatile	<0.1	1.2
Cyanide	<0.1	Not volatile	<0.1	0.3
Selenium	No value	Not volatile	No value	-
Thallium	0.3	Not volatile	0.3	8.3
Silver	<0.1	Not volatile	<0.1	0.4
Antimony	0.8	Not volatile	0.8	24.4
Pathway Total	2.43	0.88		
% of Total	73.4	26.6		3.31
Offsite Monitoring Wells				
Trichloroethene	No value	No value	No value	-
1,2-Dichloroethene (total)	<0.1	<0.1	<0.1	4.4
Carbon disulfide	<0.1	<0.1	<0.1	<0.1
Pyrene	<0.1	<0.1	<0.1	0.3
Aluminum	No value	Not volatile	No value	-
Barium	0.1	Not volatile	0.1	4.7
Cobalt	No value	Not volatile	No value	-
Chromium	0.4	Not volatile	0.4	13.7

Chemical	Ingestion	Inhalation of Vapors	Chemical Total	% of Total
Manganese	0.2	Not volatile	0.2	7.4
Nickel	<0.1	Not volatile	<0.1	3.7
Lead	No value	Not volatile	No value	-
Selenium	No value	Not volatile	No value	-
Vanadium	0.2	Not volatile	0.2	6.3
Zinc	<0.1	Not volatile	<0.1	0.7
Copper	No value	Not volatile	No value	-
Thallium	0.3	Not volatile	0.3	12.2
Beryllium	<0.1	Not volatile	<0.1	0.8
Cadmium	0.5	Not volatile	0.5	20.5
Arsenic	0.3	Not volatile	0.3	11.5
Cyanide	<0.1	Not volatile	<0.1	0.4
Mercury	<0.1	Not volatile	<0.1	0.4
Silver	0.3	Not volatile	0.3	12.7
Pathway Total	2.49	0.08		
% of Total	96.9	3.1		2.57
Offsite TVA				
Trichloroethene	No value	No value	No value	-
1,2-Dichloroethene (total)	<0.1	<0.1	<0.1	0.6
Pyrene	<0.1	<0.1	<0.1	0.1
Aluminum	No value	Not volatile	No value	-
Barium	0.3	Not volatile	0.3	3.3
Cobalt	No value	Not volatile	No value	-
Chromium	0.6	Not volatile	0.6	7.1
Manganese	1	Not volatile	1	14.3
Nickel	0.3	Not volatile	0.3	2.9
Lead	No value	Not volatile	No value	-
Selenium	No value	Not volatile	No value	-
Vanadium	0.4	Not volatile	0.4	4.1
Zinc	<0.1	Not volatile	<0.1	0.5
Copper	No value	Not volatile	No value	-
Beryllium	0.1	Not volatile	0.1	1.1
Cyanide	<0.1	Not volatile	<0.1	0.3
Thallium	0.4	Not volatile	0.4	4.4
Cadmium	0.3	Not volatile	0.3	3.5
Arsenic	3	Not volatile	3	32.2
Silver	0.6	Not volatile	0.6	6.7
Mercury	<0.1	Not volatile	<0.1	0.1
Antimony	2	Not volatile	2	18.8
Pathway Total	8.78	0.04		
% of Total	99.5	0.5		8.82
MW 134				
Trichloroethene	No value	No value	No value	-

Chemical	Ingestion	Inhalation of Vapors	Chemical Total	% of Total
1,2-Dichloroethene (total)	<0.1	<0.1	<0.1	11.9
Barium	<0.1	Not volatile	<0.1	21.2
Cobalt	No value	Not volatile	No value	-
Chromium	<0.1	Not volatile	<0.1	12.0
Manganese	<0.1	Not volatile	<0.1	31.1
Nickel	<0.1	Not volatile	<0.1	1.7
Selenium	No value	Not volatile	No value	-
Vanadium	<0.1	Not volatile	<0.1	3.5
Zinc	<0.1	Not volatile	<0.1	0.5
Beryllium	<0.1	Not volatile	<0.1	1.0
Arsenic	<0.1	Not volatile	<0.1	17.1
Pathway Total	0.27	0.02		
% of Total	93.1	6.9	0.29	

MW 144

Trichloroethene	No value	No value	No value	-
1,2-Dichloroethene (total)	<0.1	<0.1	<0.1	24.1
Barium	<0.1	Not volatile	<0.1	10.2
Cobalt	No value	Not volatile	No value	-
Chromium	<0.1	Not volatile	<0.1	2.3
Manganese	0.1	Not volatile	0.1	19.9
Nickel	<0.1	Not volatile	<0.1	5.3
Selenium	No value	Not volatile	No value	-
Vanadium	<0.1	Not volatile	<0.1	0.8
Zinc	<0.1	Not volatile	<0.1	0.2
Beryllium	<0.1	Not volatile	<0.1	0.2
Arsenic	0.2	Not volatile	0.2	36.9
Pathway Total	0.41	0.07		
% of Total	85.4	14.6	0.48	

MW 179

Trichloroethene	No value	No value	No value	-
1,2-Dichloroethene (total)	<0.1	<0.1	<0.1	6.2
Barium	<0.1	Not volatile	<0.1	3.6
Cobalt	No value	Not volatile	No value	-
Chromium	0.1	Not volatile	<0.1	21.8
Manganese	0.3	Not volatile	0.3	48.9
Nickel	<0.1	Not volatile	<0.1	5.1
Selenium	No value	Not volatile	No value	-
Vanadium	<0.1	Not volatile	<0.1	3.5
Zinc	<0.1	Not volatile	<0.1	1.5
Beryllium	<0.1	Not volatile	<0.1	0.6
Arsenic	<0.1	Not volatile	<0.1	8.9
Pathway Total	0.53	0.02		
% of Total	94.6	5.4	0.56	

Chemical	Ingestion	Inhalation of Vapors	Chemical Total	% of Total
MW 200				
Trichloroethene	No value	No value	No value	-
1,2-Dichloroethene (total)	<0.1	<0.1	<0.1	1.1
Barium	0.3	Not volatile	0.3	9.8
Cobalt	No value	Not volatile	No value	-
Chromium	1	Not volatile	1	47.2
Manganese	0.3	Not volatile	0.3	9.6
Nickel	0.2	Not volatile	0.2	6.1
Selenium	No value	Not volatile	No value	-
Vanadium	0.7	Not volatile	0.7	22.3
Zinc	<0.1	Not volatile	<0.1	1.2
Beryllium	<0.1	Not volatile	<0.1	1.7
Arsenic	<0.1	Not volatile	<0.1	1.0
Pathway Total	3.14	0.02		
% of Total	99.4	0.6		3.16

Notes: No value indicates that a value is not reported in CH2M Hill 1991a.
Not volatile indicates that the chemical or compound will not be emitted as a vapor from groundwater during household use.

^a All values are as reported in App. H (pages H113 through H-152) of CH2M Hill 1991a except pathway percentages. Pathway percentages were calculated.

Table 1.6 Excess lifetime cancer risk from chemicals in RGA groundwater–residential use
 [compiled^a from information in *Human Health Baseline Risk Assessment for the Northwest Plume, Paducah Gaseous Diffusion Plant, Paducah, Kentucky (DOE 1993a)*]

Chemical	Ingestion	Inhalation ^b	Dermal Contact ^c	Vegetables ^d	Beef and Milk ^e	Chemical Total	% of Total
High TCE/⁹⁹Tc Well Group							
1,2-Dichloroethane	–	–	–	–	–	–	–
<i>cis</i> -1,2-Dichloroethene	NC	NC	NC	NC	NC	NC	NC
2-Butanone	NC	NC	NC	NC	NC	NC	NC
4-Nitrophenol	NC	NC	NC	NC	NC	NC	NC
Bis(2-chloroethyl)ether	8.3 × 10 ⁻⁵	2.3 × 10 ⁻⁵	5.0 × 10 ⁻⁷	1.3 × 10 ⁻³	5.8 × 10 ⁻⁸	1.4 × 10 ⁻³	52%
Bis(2-ethylhexyl)phthalate	3.3 × 10 ⁻⁷	NC	3.1 × 10 ⁻⁸	1.3 × 10 ⁻⁷	6.3 × 10 ⁻⁸	5.6 × 10 ⁻⁷	<1%
Bromodichloromethane	8.7 × 10 ⁻⁶	NC	1.5 × 10 ⁻⁷	8.1 × 10 ⁻⁵	9.1 × 10 ⁻⁹	9.0 × 10 ⁻⁵	3%
Carbon tetrachloride	1.2 × 10 ⁻⁵	5.5 × 10 ⁻⁶	7.7 × 10 ⁻⁷	3.9 × 10 ⁻⁵	3.3 × 10 ⁻⁸	5.8 × 10 ⁻⁵	2%
Chloroform	9.7 × 10 ⁻⁷	4.8 × 10 ⁻⁶	2.5 × 10 ⁻⁸	8.0 × 10 ⁻⁶	1.1 × 10 ⁻⁹	1.4 × 10 ⁻⁵	<1%
Di-n-butylphthalate	NC	NC	NC	NC	NC	NC	NC
Dibromochloromethane	9.9 × 10 ⁻⁷	NDA	NDA	NDA	NDA	9.9 × 10 ⁻⁷	<1%
Dieldrin	–	–	–	–	–	–	–
Diethylphthalate	NC	NC	NC	NC	NC	NC	NC
Phenol	NC	NC	NC	NC	NC	NC	NC
N-nitrosodiphenylamine	–	NC	–	–	–	–	–
Tetrachloroethene	6.0 × 10 ⁻⁷	2.7 × 10 ⁻⁷	8.3 × 10 ⁻⁸	2.5 × 10 ⁻⁶	1.3 × 10 ⁻⁹	3.4 × 10 ⁻⁶	<1%
Toluene	NC	NC	NC	NC	NC	NC	NC
Trichloroethene	1.9 × 10 ⁻⁴	1.2 × 10 ⁻⁴	8.6 × 10 ⁻⁶	7.7 × 10 ⁻⁴	4.0 × 10 ⁻⁷	1.1 × 10 ⁻³	41%
Uranium	NC	NC	NC	NC	NC	NC	NC
Xylene	NC	NC	NC	NC	NC	NC	NC
Technetium-99	2.0 × 10 ⁻⁵	NC	NC	3.8 × 10 ⁻⁶	1.1 × 10 ⁻⁵	3.5 × 10 ⁻⁵	1%
Uranium-234	5.7 × 10 ⁻⁷	NC	NC	1.1 × 10 ⁻⁷	1.4 × 10 ⁻⁹	6.8 × 10 ⁻⁷	<1%
Uranium-235	1.7 × 10 ⁻⁸	NC	NC	3.2 × 10 ⁻⁹	4.0 × 10 ⁻¹¹	2.0 × 10 ⁻⁸	<1%
Uranium-238	1.0 × 10 ⁻⁶	NC	NC	1.9 × 10 ⁻⁷	1.4 × 10 ⁻⁹	1.2 × 10 ⁻⁶	<1%
Pathway Total	3.2 × 10 ⁻⁴	1.5 × 10 ⁻⁴	1.0 × 10 ⁻⁵	2.2 × 10 ⁻³	1.2 × 10 ⁻⁵		
% of Total	12%	6%	<1%	82%	<1%		2.7 × 10⁻³
TCE/⁹⁹Tc Plume Well Group							
1,2-Dichloroethane	1.1 × 10 ⁻⁶	9.4 × 10 ⁻⁷	1.6 × 10 ⁻⁸	1.7 × 10 ⁻⁵	7.3 × 10 ⁻¹⁰	1.9 × 10 ⁻⁵	15%
<i>cis</i> -1,2-Dichloroethene	NC	NC	NC	NC	NC	NC	NC
2-Butanone	NC	NC	NC	NC	NC	NC	NC
4-Nitrophenol	NC	NC	NC	NC	NC	NC	NC
Bis(2-chloroethyl)ether	–	–	–	–	–	–	–
Bis(2-ethylhexyl)phthalate	3.1 × 10 ⁻⁶	NC	2.9 × 10 ⁻⁷	1.2 × 10 ⁻⁶	5.9 × 10 ⁻⁷	5.2 × 10 ⁻⁶	4%
Bromodichloromethane	–	–	–	–	–	–	–

Chemical	Ingestion	Inhalation ^b	Dermal Contact ^c	Vegetables ^d	Beef and Milk ^e	Chemical Total	% of Total
Carbon tetrachloride	-	-	-	-	-	-	-
Chloroform	-	-	-	-	-	-	-
Di-n-butylphthalate	NC	NC	NC	NC	NC	NC	NC
Dibromochloromethane	-	-	-	-	-	-	-
Dieldrin	2.0×10^{-5}	5.6×10^{-6}	9.3×10^{-7}	1.2×10^{-5}	3.9×10^{-5}	7.7×10^{-5}	60%
Diethylphthalate	NC	NC	NC	NC	NC	NC	NC
Phenol	NC	NC	NC	NC	NC	NC	NC
N-nitrosodiphenylamine	1.2×10^{-7}	NC	1.2×10^{-8}	2.3×10^{-7}	5.0×10^{-10}	3.6×10^{-7}	<1%
Tetrachloroethene	-	-	-	-	-	-	-
Toluene	NC	NC	NC	NC	NC	NC	NC
Trichloroethene	4.0×10^{-6}	2.6×10^{-6}	1.8×10^{-7}	1.6×10^{-5}	8.3×10^{-9}	2.3×10^{-5}	18%
Uranium	NC	NC	NC	NC	NC	NC	NC
Xylene	NC	NC	NC	NC	NC	NC	NC
Technetium-99	1.8×10^{-6}	NC	NC	3.5×10^{-7}	1.0×10^{-6}	3.2×10^{-6}	2%
Uranium-234	-	-	-	-	-	-	-
Uranium-235	-	-	-	-	-	-	-
Uranium-238	6.5×10^{-7}	NC	NC	1.2×10^{-7}	8.9×10^{-10}	7.7×10^{-7}	<1%
Pathway Total	3.1×10^{-5}	9.1×10^{-6}	1.4×10^{-6}	4.7×10^{-5}	4.0×10^{-5}		
% of Total	24%	7%	1%	37%	31%		1.3×10^{-4}
Outside of Plume Well Group							
1,2-Dichloroethane	-	-	-	-	-	-	-
<i>cis</i> -1,2-Dichloroethene	NC	NC	NC	NC	NC	NC	NC
2-Butanone	NC	NC	NC	NC	NC	NC	NC
4-Nitrophenol	NC	NC	NC	NC	NC	NC	NC
Bis(2-chloroethyl)ether	-	-	-	-	-	-	-
Bis(2-ethylhexyl)phthalate	1.5×10^{-6}	NC	1.4×10^{-7}	6.0×10^{-7}	2.9×10^{-7}	2.5×10^{-6}	21%
Bromodichloromethane	-	-	-	-	-	-	-
Carbon tetrachloride	-	-	-	-	-	-	-
Chloroform	-	-	-	-	-	-	-
Di-n-butylphthalate	NC	NC	NC	NC	NC	NC	NC
Dibromochloromethane	-	-	-	-	-	-	-
Dieldrin	-	-	-	-	-	-	-
Diethylphthalate	NC	NC	NC	NC	NC	NC	NC
Phenol	NC	NC	NC	NC	NC	NC	NC
N-nitrosodiphenylamine	1.2×10^{-7}	NC	1.2×10^{-8}	2.3×10^{-7}	5.0×10^{-10}	3.6×10^{-7}	3%
Tetrachloroethene	-	-	-	-	-	-	-
Toluene	NC	NC	NC	NC	NC	NC	NC
Trichloroethene	-	-	-	-	-	-	-

Chemical	Ingestion	Inhalation ^b	Dermal Contact ^c	Vegetables ^d	Beef and Milk ^e	Chemical Total	% of Total
Uranium	NC	NC	NC	NC	NC	NC	NC
Xylene	NC	NC	NC	NC	NC	NC	NC
Techetium-99	–	–	–	–	–	–	–
Uranium-234	2.2×10^{-6}	NC	NC	4.1×10^{-7}	5.2×10^{-9}	2.6×10^{-6}	21%
Uranium-235	1.1×10^{-7}	NC	NC	2.2×10^{-8}	2.7×10^{-10}	1.3×10^{-7}	1%
Uranium-238	5.6×10^{-6}	NC	NC	9.7×10^{-7}	6.9×10^{-9}	6.6×10^{-6}	54%
Pathway Total	9.5×10^{-6}	NV	1.5×10^{-7}	2.2×10^{-6}	3.0×10^{-7}		
% of Total	78%	NV	1%	18%	2%		1.2×10^{-5}
Reference Well Group							
1,2-Dichloroethane	–	–	–	–	–	–	–
<i>cis</i> -1,2-Dichloroethene	NC	NC	NC	NC	NC	NC	NC
2-Butanone	NC	NC	NC	NC	NC	NC	NC
4-Nitrophenol	NC	NC	NC	NC	NC	NC	NC
Bis(2-chloroethyl)ether	–	–	–	–	–	–	–
Bis(2-ethylhexyl)phthalate	2.9×10^{-5}	NC	2.8×10^{-6}	1.2×10^{-5}	5.6×10^{-6}	4.9×10^{-5}	98%
Bromodichloromethane	–	–	–	–	–	–	–
Carbon tetrachloride	–	–	–	–	–	–	–
Chloroform	–	–	–	–	–	–	–
Di-n-butylphthalate	NC	NC	NC	NC	NC	NC	NC
Dibromochloromethane	–	–	–	–	–	–	–
Dieldrin	–	–	–	–	–	–	–
Diethylphthalate	NC	NC	NC	NC	NC	NC	NC
Phenol	NC	NC	NC	NC	NC	NC	NC
N-nitrosodiphenylamine	1.2×10^{-7}	NC	1.2×10^{-8}	2.3×10^{-7}	5×10^{-10}	3.6×10^{-7}	<1%
Tetrachloroethene	–	–	–	–	–	–	–
Toluene	NC	NC	NC	NC	NC	NC	NC
Trichloroethene	–	–	–	–	–	–	–
Uranium	NC	NC	NC	NC	NC	NC	NC
Xylene	NC	NC	NC	NC	NC	NC	NC
Techetium-99	1.4×10^{-7}	NC	NC	2.7×10^{-8}	8.3×10^{-8}	2.5×10^{-7}	<1%
Uranium-234	1.2×10^{-7}	NC	NC	2.2×10^{-8}	1.6×10^{-10}	1.4×10^{-7}	<1%
Uranium-235	–	–	–	–	–	–	–
Uranium-238	–	–	–	–	–	–	–
Pathway Total	2.9×10^{-5}	NV	2.8×10^{-6}	1.2×10^{-5}	5.7×10^{-6}		
% of Total	59%	NV	6%	24%	11%		5.0×10^{-5}

Notes: NC is defined as not –a carcinogen for this pathway– in DOE 1993a.
– is defined as –chemical was not detected in this well group in DOE 1993a.
NV indicates that a value cannot be calculated for the pathway.

^a All values were taken from information in Table 5.1 through 5.4 of DOE 1993a.

- b Exposure route = inhalation of volatiles emitted by groundwater during household use.
- c Exposure route = dermal exposure to chemicals in groundwater while bathing.
- d Exposure route = consumption of vegetable irrigated with groundwater.
- e Exposure route = consumption of meat and milk from cows receiving groundwater to drink.

Table 1.7 Excess lifetime cancer risk from naturally occurring metals in RGA groundwater–residential use [compiled^a from information in *Human Health Baseline Risk Assessment for the Northwest Plume, Paducah Gaseous Diffusion Plant, Paducah, Kentucky (DOE 1993a)*]

Chemical	Ingestion	Inhalation ^b	Dermal Contact ^c	Vegetables ^d	Beef and Milk ^e	Chemical Total	% of Total
High TCE/⁹⁹Tc Well Group							
Arsenic	2.0×10^{-4}	NC	5.7×10^{-7}	6.7×10^{-5}	6.2×10^{-6}	2.7×10^{-4}	100%
Barium	NC	NC	NC	NC	NC	NC	NC
Cadmium	NC	NC	NC	NC	NC	NC	NC
Copper	NC	NC	NC	NC	NC	NC	NC
Cyanide	NC	NC	NC	NC	NC	NC	NC
Lead	NC	NC	NC	NC	NC	NC	NC
Silver	NC	NC	NC	NC	NC	NC	NC
Pathway Total	2.0×10^{-4}	NV	5.7×10^{-7}	6.7×10^{-5}	6.2×10^{-6}		
% of Total	73%	NV	<1%	25%	2%		2.7×10^{-4}
TCE/⁹⁹Tc Plume Well Group							
Arsenic	1.9×10^{-4}	NC	5.4×10^{-7}	6.3×10^{-5}	5.8×10^{-6}	2.6×10^{-4}	100%
Barium	NC	NC	NC	NC	NC	NC	NC
Cadmium	NC	NC	NC	NC	NC	NC	NC
Copper	NC	NC	NC	NC	NC	NC	NC
Cyanide	NC	NC	NC	NC	NC	NC	NC
Lead	NC	NC	NC	NC	NC	NC	NC
Silver	NC	NC	NC	NC	NC	NC	NC
Pathway Total	1.9×10^{-4}	NV	5.4×10^{-7}	6.3×10^{-5}	5.8×10^{-6}		
% of Total	73%	NV	<1%	24%	2%		2.6×10^{-4}
Outside of Plume Well Group							
Arsenic	2.7×10^{-5}	NC	7.7×10^{-8}	9.0×10^{-6}	8.3×10^{-7}	3.7×10^{-5}	100%
Barium	NC	NC	NC	NC	NC	NC	NC
Cadmium	NC	NC	NC	NC	NC	NC	NC
Copper	NC	NC	NC	NC	NC	NC	NC
Cyanide	NC	NC	NC	NC	NC	NC	NC
Lead	NC	NC	NC	NC	NC	NC	NC
Silver	NC	NC	NC	NC	NC	NC	NC
Pathway Total	2.7×10^{-5}	NV	7.7×10^{-8}	9.0×10^{-6}	8.3×10^{-7}		
% of Total	73%	NV	<1%	24%	2%		3.7×10^{-5}
Reference Well Group							
Arsenic	1.5×10^{-4}	NC	4.3×10^{-7}	5.1×10^{-5}	4.8×10^{-6}	2.1×10^{-4}	100%
Barium	NC	NC	NC	NC	NC	NC	NC
Cadmium	NC	NC	NC	NC	NC	NC	NC

Chemical	Ingestion	Inhalation^b	Dermal Contact^c	Vegetables^d	Beef and Milk^e	Chemical Total	% of Total
Copper	NC	NC	NC	NC	NC	NC	NC
Cyanide	NC	NC	NC	NC	NC	NC	NC
Lead	NC	NC	NC	NC	NC	NC	NC
Silver	NC	NC	NC	NC	NC	NC	NC
Pathway Total	1.5×10^{-4}	NV	4.3×10^{-7}	5.1×10^{-5}	4.8×10^{-6}		
% of Total	73%	NV	<1%	25%	2%		2.1×10^{-4}

Notes: NC is defined as not “a carcinogen for this pathway” in DOE 1993a.

NV indicates that a value cannot be calculated for the pathway.

^a All values were taken from information in Table 5.5 of DOE 1993a.

^b Exposure route = inhalation of volatiles emitted by groundwater during household use.

^c Exposure route = dermal exposure to chemicals in groundwater while bathing.

^d Exposure route = consumption of vegetable irrigated with groundwater.

^e Exposure route = consumption of meat and milk from cows receiving groundwater to drink.

Table 1.8 Hazard indices for chemicals in RGA groundwater–residential use [compiled^a from information in *Human Health Baseline Risk Assessment for the Northwest Plume, Paducah Gaseous Diffusion Plant, Paducah, Kentucky (DOE 1993a)*]

Chemical	Ingestion	Inhalation^b	Dermal Contact^c	Vegetables^d	Beef and Milk^e	Chemical Total	% of Total
High TCE/⁹⁹Tc Well Group							
1,2-Dichloroethane	NR	NR	NR	NR	NR	NV	NV
<i>cis</i> -1,2-Dichloroethene	<0.01	<0.01	<0.01	0.01	<0.01	0.01	<1%
2-Butanone	–	–	–	–	–	NV	NV
4-Nitrophenol	NR	NR	NR	NR	NR	NV	NV
Bis(2-chloroethyl)ether	NR	NR	NR	NR	NR	NV	NV
Bis(2-ethylhexyl)phthalate	<0.01	NR	<0.01	<0.01	<0.01	<0.01	<1%
Bromodichloromethane	0.02	NR	<0.01	0.15	<0.01	0.17	9%
Carbon tetrachloride	0.31	NR	0.02	1.00	<0.01	1.31	68%
Chloroform	0.03	NR	<0.01	0.30	<0.01	0.34	18%
Di-n-butylphthalate	<0.01	<0.01	<0.01	<0.01	<0.01	<0.01	<1%
Dibromochloromethane	<0.01	NDA	NDA	NDA	NDA	<0.01	<1%
Dieldrin	—	—	—	—	—	NV	NV
Diethylphthalate	—	—	—	—	—	NV	NV
Phenol	<0.01	NR	<0.01	0.01	<0.01	0.01	<1%
N-nitrosodiphenylamine	NR	NR	NR	NR	NR	NV	NV
Tetrachloroethene	<0.01	NR	<0.01	0.01	<0.01	0.01	<1%
Toluene	—	—	—	—	—	NV	NV
Trichloroethene	NR	NR	NR	NR	NR	NV	NV
Uranium	0.06	NR	<0.01	0.02	<0.01	0.08	4%
Xylene	—	—	—	—	—	NV	NV
Pathway Total	0.42	<0.01	0.02	1.50	<0.01		
% of Total	22%	<1%	1%	77%	<1%		1.94
TCE/⁹⁹Tc Plume Well Group							
1,2-Dichloroethane	NR	NR	NR	NR	NR	NV	NV
<i>cis</i> -1,2-Dichloroethene	<0.01	<0.01	<0.01	<0.01	<0.01	<0.01	<1%
2-Butanone	<0.01	<0.01	<0.01	0.30	<0.01	0.30	48%
4-Nitrophenol	NR	NR	NR	NR	NR	NV	NV
Bis(2-chloroethyl)ether	NR	NR	NR	NR	NR	NV	NV
Bis(2-ethylhexyl)phthalate	0.03	NR	<0.01	0.01	<0.01	0.04	6%
Bromodichloromethane	–	–	–	–	–	NV	NV
Carbon tetrachloride	–	–	–	–	–	NV	NV
Chloroform	–	–	–	–	–	NV	NV
Di-n-butylphthalate	<0.01	<0.01	<0.01	<0.01	<0.01	NV	NV
Dibromochloromethane	–	–	–	–	–	NV	NV

Chemical	Ingestion	Inhalation ^b	Dermal Contact ^c	Vegetables ^d	Beef and Milk ^e	Chemical Total	% of Total
Dieldrin	0.06	NR	<0.01	0.04	0.11	0.21	34%
Diethylphthalate	<0.01	<0.01	<0.01	<0.01	<0.01	<0.01	<1%
Phenol	<0.01	NR	<0.01	0.01	<0.01	0.01	<1%
N-nitrosodiphenylamine	NR	NR	NR	NR	NR	NV	NV
Tetrachloroethene	-	-	-	-	-	NV	NV
Toluene	<0.01	<0.01	<0.01	<0.01	<0.01	<0.01	<1%
Trichloroethene	NR	NR	NR	NR	NR	NV	NV
Uranium	0.04	NR	<0.01	0.01	<0.01	0.06	10%
Xylene	<0.01	<0.01	<0.01	0.01	<0.01	0.01	2%
Pathway Total	0.13	<0.01	<0.01	0.38	0.11		
% of Total	21%	<1%	<1%	61%	18%		0.62

Outside of Plume Well Group

1,2-Dichloroethane	NR	NR	NR	NR	NR	NV	NV
<i>cis</i> -1,2-Dichloroethene	-	-	-	-	-	NV	NV
2-Butanone	-	-	-	-	-	NV	NV
4-Nitrophenol	NR	NR	NR	NR	NR	NV	NV
Bis(2-chloroethyl)ether	NR	NR	NR	NR	NR	NV	NV
Bis(2-ethylhexyl)phthalate	0.01	NR	<0.01	<0.01	<0.01	0.02	6%
Bromodichloromethane	-	-	-	-	-	NV	NV
Carbon tetrachloride	-	-	-	-	-	NV	NV
Chloroform	-	-	-	-	-	NV	NV
Di-n-butylphthalate	-	-	-	-	-	NV	NV
Dibromochloromethane	-	-	-	-	-	NV	NV
Dieldrin	-	-	-	-	-	NV	NV
Diethylphthalate	-	-	-	-	-	NV	NV
Phenol	-	-	-	-	-	NV	NV
N-nitrosodiphenylamine	NR	NR	NR	NR	NR	NV	NV
Tetrachloroethene	-	-	-	-	-	NV	NV
Toluene	-	-	-	-	-	NV	NV
Trichloroethene	NR	NR	NR	NR	NR	NV	NV
Uranium	0.25	NR	<0.01	0.08	0.01	0.34	94%
Xylene	-	-	-	-	-	NV	NV
Pathway Total	0.26	NV	<0.01	0.08	0.01		
% of Total	72%	NV	<1%	22%	3%		0.36

Reference Well Group

1,2-Dichloroethane	NR	NR	NR	NR	NR	NV	NV
<i>cis</i> -1,2-Dichloroethene	-	-	-	-	-	NV	NV
2-Butanone	-	-	-	-	-	NV	NV

Chemical	Ingestion	Inhalation ^b	Dermal Contact ^c	Vegetables ^d	Beef and Milk ^e	Chemical Total	% of Total
4-Nitrophenol	NR	NR	NR	NR	NR	NV	NV
Bis(2-chloroethyl)ether	NR	NR	NR	NR	NR	NV	NV
Bis(2-ethylhexyl)phthalate	0.24	NR	0.02	0.10	0.05	0.41	95%
Bromodichloromethane	-	-	-	-	-	NV	NV
Carbon tetrachloride	-	-	-	-	-	NV	NV
Chloroform	-	-	-	-	-	NV	NV
Di-n-butylphthalate	-	-	-	-	-	NV	NV
Dibromochloromethane	-	-	-	-	-	NV	NV
Dieldrin	-	-	-	-	-	NV	NV
Diethylphthalate	-	-	-	-	-	NV	NV
Phenol	-	-	-	-	-	NV	NV
N-nitrosodiphenylamine	NR	NR	NR	NR	NR	NV	NV
Tetrachloroethene	-	-	-	-	-	NV	NV
Toluene	<0.01	<0.01	<0.01	<0.01	<0.01	<0.01	<1%
Trichloroethene	NR	NR	NR	NR	NR	NV	NV
Uranium	0.02	NR	<0.01	<0.01	<0.01	0.02	5%
Xylene	<0.01	<0.01	<0.01	<0.01	<0.01	<0.01	<1%
Pathway Total	0.26	<0.01	0.02	0.10	0.05		
% of Total	60%	<1%	5%	23%	12%		0.43

Notes: NR is defined –as no RFD for this pathway– in DOE 1993a.
 In DOE 1993a, NDA is used to indicate that some parameters needed to estimate risk for the chemical were not available.
 – is defined as –chemical was not detected in this well group in DOE 1993a.
 NV indicates that a value cannot be calculated.

^a All values were taken from information in Table 5.6 through 5.9 of DOE 1993a.
^b Exposure route = inhalation of volatiles emitted by groundwater during household use.
^c Exposure route = dermal exposure to chemicals in groundwater while bathing.
^d Exposure route = consumption of vegetable irrigated with groundwater.
^e Exposure route = consumption of meat and milk from cows receiving groundwater to drink.

Table 1.9 Hazard indices for naturally occurring metals in RGA groundwater–residential use
 [compiled^a from information in *Human Health Baseline Risk Assessment for the Northwest Plume, Paducah Gaseous Diffusion Plant, Paducah, Kentucky* (DOE 1993a)]

Chemical	Ingestion	Inhalation ^b	Dermal Contact ^c	Vegetables ^d	Beef and Milk ^e	Chemical Total	% of Total
High TCE/⁹⁹Tc Well Group							
Arsenic	0.89	NR	<0.01	0.29	0.02	1.22	33%
Barium	0.11	NR	<0.01	0.04	<0.01	0.15	4%
Cadmium	0.04	NR	<0.01	0.04	0.01	0.09	2%
Copper	0.08	NR	<0.01	0.88	0.52	1.48 ^f	40%
Cyanide	<0.01	NR	<0.01	0.57	<0.01	0.58	16%
Lead	NR	NR	NR	NR	NR	NV	NV
Silver	0.04	NR	<0.01	0.02	0.14	0.21	6%
Pathway Total	1.16	NV	<0.01	1.84	0.69		
% of Total	31%	NV	<1%	50%	19%		3.69
TCE/⁹⁹Tc Plume Well Group							
Arsenic	0.83	NR	<0.01	0.28	0.03	1.10	57%
Barium	0.10	NR	<0.01	0.04	<0.01	0.15	8%
Cadmium	0.06	NR	<0.01	0.05	0.02	0.13	7%
Copper	0.05	NR	<0.01	0.05	0.03	0.13	7%
Cyanide	<0.01	NR	<0.01	0.33	<0.01	0.34	18%
Lead	NR	NR	NR	NR	NR	NV	NV
Silver	0.01	NR	<0.01	<0.01	0.05	0.07	4%
Pathway Total	1.05	NV	<0.01	0.75	0.13		
% of Total	55%	NV	<1%	39%	7%		1.92
Outside of Plume Well Group							
Arsenic	0.12	NR	<0.01	0.04	<0.01	0.16	15%
Barium	0.13	NR	<0.01	0.05	<0.01	0.19	18%
Cadmium	0.10	NR	<0.01	0.09	0.03	0.21	20%
Copper	0.02	NR	<0.01	0.03	0.01	0.06	6%
Cyanide	<0.01	NR	<0.01	0.37	<0.01	0.37	35%
Lead	NR	NR	NR	NR	NR	NV	NV
Silver	0.01	NR	<0.01	<0.01	0.04	0.06	6%
Pathway Total	0.38	NV	<0.01	0.58	0.08		
% of Total	36%	NV	<1%	55%	8%		1.05
Reference Well Group							
Arsenic	0.67	NR	<0.01	0.23	0.02	0.92	55%
Barium	0.06	NR	<0.01	0.03	<0.01	0.09	5%
Cadmium	0.08	NR	<0.01	0.07	0.02	0.16	10%
Copper	0.04	NR	<0.01	0.05	0.03	0.12	7%

Chemical	Ingestion	Inhalation^b	Dermal Contact^c	Vegetables^d	Beef and Milk^e	Chemical Total	% of Total
Cyanide	<0.01	NR	<0.01	0.27	<0.01	0.27	16%
Lead	NR	NR	NR	NR	NR	NV	NV
Silver	0.02	NR	<0.01	0.01	0.07	0.10	6%
Pathway Total	0.87	NV	<0.01	0.66	0.14		
% of Total	52%	NV	<1%	40%	8%	1.66	

Notes: NC is defined as not-a carcinogen for this pathway—in DOE 1993a.

NV indicates that a value cannot be calculated.

^a All values were taken from information in Table 5.5 of DOE 1993a.

^b Exposure route = inhalation of volatiles emitted by groundwater during household use.

^c Exposure route = dermal exposure to chemicals in groundwater while bathing.

^d Exposure route = consumption of vegetable irrigated with groundwater.

^e Exposure route = consumption of meat and milk from cows receiving groundwater to drink.

^f DOE 1993a reports this value as 2.24; however, the pathway-specific hazard quotients for copper do not sum to 2.24. The reason for this error is unknown.

**Table 1.10 Excess lifetime cancer risk from chemicals in RGA groundwater–residential use
[compiled^a from information in App. H of *Baseline Risk Assessment and
Technical Investigation Report for the Northwest Dissolved Phase Plume,
Paducah Gaseous Diffusion Plant (DOE 1994c)*]**

Chemical	Ingestion	Inhalation ^b	Dermal Contact ^c	Vegetables ^d	Biota ^e	Chemical Total ^f	% of Total
Plume Centroid Well Group							
Copper	NC	NC	NC	NC	NC	NV	NV
Lead	NC	NC	NC	NC	NC	NV	NV
Manganese	NC	NC	NC	NC	NC	NV	NV
Silicon	NC	NC	NC	NC	NC	NV	NV
Sulfide	NC	NC	NC	NC	NC	NV	NV
Tungsten	NC	NC	NC	NC	NC	NV	NV
Bis(2-chloroethyl)ether	1.3×10^{-4}	5.8×10^{-6}	NC	2.3×10^{-4}	3.8×10^{-5}	4.0×10^{-4}	9%
Bromodichloromethane	8.7×10^{-6}	NC	NC	5.9×10^{-6}	7.0×10^{-6}	2.2×10^{-5}	<1%
Carbon tetrachloride	7.6×10^{-6}	1.1×10^{-6}	1.0×10^{-6}	3.0×10^{-6}	3.5×10^{-6}	1.6×10^{-5}	<1%
Chloroform	3.6×10^{-7}	1.3×10^{-6}	8.3×10^{-8}	3.4×10^{-7}	1.8×10^{-7}	2.3×10^{-6}	<1%
Dibromochloromethane	4.0×10^{-6}	NC	NC	3.2×10^{-6}	2.4×10^{-6}	9.6×10^{-6}	<1%
Trichloroethene	7.7×10^{-5}	1.4×10^{-5}	NC	4.3×10^{-5}	7.9×10^{-5}	2.1×10^{-4}	5%
Vinyl chloride	1.1×10^{-3}	6.4×10^{-5}	NC	2.3×10^{-3}	2.0×10^{-4}	3.7×10^{-3}	81%
Americium-241	2.5×10^{-6}	NC	NC	5.7×10^{-7}	1.8×10^{-6}	4.8×10^{-6}	<1%
Plutonium-239	1.5×10^{-6}	NC	NC	3.3×10^{-7}	2.2×10^{-7}	2.1×10^{-6}	<1%
Technetium-99	1.0×10^{-5}	NC	NC	5.9×10^{-6}	9.5×10^{-5}	1.1×10^{-4}	2%
Uranium-234	1.0×10^{-6}	NC	NC	2.4×10^{-7}	6.0×10^{-8}	1.3×10^{-6}	<1%
Uranium-238	1.7×10^{-6}	NC	NC	6.0×10^{-6}	1.4×10^{-7}	7.7×10^{-6}	<1%
Pathway Total	1.4×10^{-3}	8.1×10^{-5}	1.1×10^{-6}	2.6×10^{-3}	4.3×10^{-4}		
% of Total	31%	2%	<1%	57%	10%		4.5×10^{-3}
Dissolved Plume Well Group							
Aluminum	NC	NC	NC	NC	NC	NV	NV
Manganese	NC	NC	NC	NC	NC	NV	NV
Reactive Silica	NC	NC	NC	NC	NC	NV	NV
Silicon	NC	NC	NC	NC	NC	NV	NV
Sulfate	NC	NC	NC	NC	NC	NV	NV
Tungsten	NC	NC	NC	NC	NC	NV	NV
1,1,2-Trichloroethane	1.4×10^{-5}	2.8×10^{-6}	9.3×10^{-7}	8.0×10^{-6}	1.5×10^{-5}	4.1×10^{-5}	1%
1,2-Dichloroethane	1.2×10^{-5}	2.1×10^{-6}	3.2×10^{-7}	2.5×10^{-5}	6.4×10^{-7}	4.0×10^{-5}	1%
4-Nitrophenol	NC	NC	NC	NC	NC	NV	NV
Bis(2-ethylhexyl)phthalate	1.8×10^{-6}	NC	1.6×10^{-6}	2.4×10^{-8}	8.0×10^{-6}	1.1×10^{-5}	<1%
Bromodichloroethane	9.5×10^{-6}	NC	NC	7.3×10^{-6}	7.6×10^{-6}	2.4×10^{-5}	<1%
Carbon disulfide	NC	NC	NC	NC	NC	NV	NV

Chemical	Ingestion	Inhalation ^b	Dermal Contact ^c	Vegetables ^d	Biota ^e	Chemical Total ^f	% of Total
Carbon tetrachloride	2.0×10^{-5}	2.9×10^{-6}	2.6×10^{-6}	9.0×10^{-6}	9.1×10^{-6}	4.4×10^{-5}	1%
Chloroform	9.3×10^{-7}	3.4×10^{-6}	2.2×10^{-7}	1.0×10^{-6}	4.7×10^{-7}	6.0×10^{-6}	<1%
<i>cis</i> -1,2-Dichloroethene	NC	NC	NC	NC	NC	NV	NV
Dieldrin	1.7×10^{-5}	2.8×10^{-9}	NC	2.5×10^{-6}	2.3×10^{-3}	2.3×10^{-3}	72%
Naphthalene	NC	NC	NC	NC	NC	NV	NV
Trichloroethene	1.2×10^{-4}	2.2×10^{-4}	NC	7.7×10^{-5}	1.2×10^{-4}	5.4×10^{-4}	17%
Vinyl chloride	4.5×10^{-5}	2.6×10^{-6}	NC	1.1×10^{-4}	7.9×10^{-6}	1.7×10^{-4}	5%
Americium-241	5.0×10^{-6}	NC	NC	1.3×10^{-6}	3.7×10^{-6}	1.0×10^{-5}	<1%
Neptunium-237	2.3×10^{-6}	NC	NC	6.1×10^{-7}	7.7×10^{-7}	3.7×10^{-6}	<1%
Technetium-99	1.1×10^{-6}	NC	NC	7.3×10^{-7}	1.2×10^{-5}	1.4×10^{-5}	<1%
Pathway Total	2.5×10^{-4}	2.3×10^{-4}	5.8×10^{-6}	2.4×10^{-4}	2.5×10^{-3}		
% of Total	8%	7%	<1%	8%	78%		3.2×10^{-3}
Outside and West of Plume Well Group							
Aluminum	NC	NC	NC	NC	NC	NV	NV
Nitrate as Nitrogen	NC	NC	NC	NC	NC	NV	NV
Silicon	NC	NC	NC	NC	NC	NV	NV
Bis(2-ethylhexyl)phthalate	1.5×10^{-6}	NC	1.3×10^{-6}	1.7×10^{-8}	6.5×10^{-6}	9.3×10^{-6}	25%
Uranium-234	2.4×10^{-6}	NC	NC	5.4×10^{-7}	1.4×10^{-7}	3.1×10^{-6}	8%
Uranium-238	5.3×10^{-6}	NC	NC	1.9×10^{-5}	4.6×10^{-7}	2.5×10^{-5}	66%
Pathway Total	9.1×10^{-6}	NV	1.3×10^{-6}	2.0×10^{-5}	7.1×10^{-6}		
% of Total	24%	NV	3%	53%	19%		3.7×10^{-5}
Near Shawnee Steam Plant Well Group							
Aluminum	NC	NC	NC	NC	NC	NV	NV
Arsenic	3.8×10^{-4}	NC	NC	9.1×10^{-5}	1.5×10^{-4}	6.2×10^{-4}	50%
Barium	NC	NC	NC	NC	NC	NV	NV
Manganese	NC	NC	NC	NC	NC	NV	NV
Nickel	NC	NC	NC	NC	NC	NV	NV
Sulfate	NC	NC	NC	NC	NC	NV	NV
Bis(2-ethylhexyl)phthalate	1.6×10^{-6}	NC	1.5×10^{-6}	1.9×10^{-8}	7.2×10^{-6}	1.0×10^{-5}	<1%
Carbon disulfide	NC	NC	NC	NC	NC	NV	NV
Vinyl chloride	1.8×10^{-4}	1.0×10^{-5}	NC	3.8×10^{-4}	3.2×10^{-5}	6.0×10^{-4}	48%
Technetium-99	1.9×10^{-6}	NC	NC	1.1×10^{-6}	1.8×10^{-5}	2.1×10^{-5}	2%
Pathway Total	5.6×10^{-4}	1.0×10^{-5}	1.5×10^{-6}	4.7×10^{-4}	2.1×10^{-4}		
% of Total							1.3×10^{-3}
Near Ohio River							
1,1,2-Trichloroethane	4.7×10^{-6}	1.1×10^{-7}	3.1×10^{-7}	2.3×10^{-6}	4.9×10^{-6}	1.2×10^{-5}	100%
Pathway Total	4.7×10^{-6}	1.1×10^{-7}	3.1×10^{-7}	2.3×10^{-6}	4.9×10^{-6}		1.2×10^{-5}

Chemical	Ingestion	Inhalation^b	Dermal Contact^c	Vegetables^d	Biota^e	Chemical Total^f	% of Total
% of Total	38%	<1%	3%	19%	40%		

Notes: Only chemicals identified as chemicals of potential concern under current conditions (COPCs) are shown.

NC indicates that the chemical is not a carcinogen for the pathway in DOE 1994c.

NV indicates that a value cannot be calculated.

^a Some values also taken from information in App. E of DOE 1994c.

^b Exposure route = inhalation of volatiles emitted by groundwater during household use.

^c Exposure route = dermal exposure to chemicals in groundwater while bathing and swimming.

^d Exposure route = consumption of vegetable irrigated with groundwater.

^e Exposure route = sum of risks from consumption of meat and milk from cows drinking groundwater and eating pasture irrigated with groundwater, consumption of venison from deer drinking groundwater and eating pasture irrigated with groundwater, and consumption of fish raised in ponds filled with groundwater.

^f Includes risk from ingestion of soil contaminated through irrigation with groundwater.

**Table 1.11 Hazard indices from chemicals in RGA groundwater–residential use
[compiled^a from information in App. H of *Baseline Risk Assessment and
Technical Investigation Report for the Northwest Dissolved Phase Plume,
Paducah Gaseous Diffusion Plant (DOE 1994c)*]**

Chemical	Ingestion	Inhalation^b	Dermal Contact^c	Vegetables^d	Biota^e	Chemical Total^f	% of Total
Plume Centroid Well Group							
Copper	0.06	NR	NR	0.02	0.31	0.39	6%
Lead	NR	NR	NR	NR	NR	NV	NV
Manganese	1.23	NR	0.16	0.02	0.48	1.89	31%
Silicon	NR	NR	NR	NR	NR	NV	NV
Sulfide	NR	NR	NR	NR	NR	NV	NV
Tungsten	NR	NR	NR	NR	NR	NV	NV
Bis(2-chloroethyl)ether	NR	NR	NR	NR	NR	NV	NV
Bromodichloromethane	0.01	NR	NR	0.01	0.01	0.03	<1%
Carbon tetrachloride	1.96	NR	0.03	0.77	0.90	3.66	61%
Chloroform	0.01	NR	<0.01	0.01	<0.01	0.02	<1%
Dibromochloromethane	<0.01	NR	NR	<0.01	<0.01	<0.01	<1%
Trichloroethene	NR	NR	NR	NR	NR	NV	NV
Vinyl chloride	NR	NR	NR	NR	NR	NV	NV
Americium-241	NR	NR	NR	NR	NR	NV	NV
Plutonium-239	NR	NR	NR	NR	NR	NV	NV
Technetium-99	NR	NR	NR	NR	NR	NV	NV
Uranium-234	NR	NR	NR	NR	NR	NV	NV
Uranium-238	NR	NR	NR	NR	NR	NV	NV
Pathway Total	3.29	NV	0.19	0.84	1.71		
% of Total	55%	NV	3%	14%	28%	6.03	
Dissolved Plume Well Group							
Aluminum	NR	NR	NR	NR	NR	NV	NV
Manganese	4.94	NR	0.64	0.05	1.93	7.56	47%
Reactive Silica	NR	NR	NR	NR	NR	NV	NV
Silicon	NR	NR	NR	NR	NR	NV	NV
Sulfate	NR	NR	NR	NR	NR	NV	NV
Tungsten	NR	NR	NR	NR	NR	NV	NV
1,1,2-Trichloroethane	0.14	NR	<0.01	0.08	0.15	0.37	2%
1,2-Dichloroethane	NR	NR	NR	NR	NR	NV	NV
4-Nitrophenol	NR	NR	NR	NR	NR	NV	NV
Bis(2-ethylhexyl)phthalate	0.02	NR	0.01	<0.01	0.07	0.10	<1%
Bromodichloroethane	0.02	NR	NR	0.01	0.01	0.04	<1%
Carbon disulfide	<0.01	0.02	<0.01	<0.01	<0.01	0.02	<1%
Carbon tetrachloride	0.51	NR	0.07	0.23	0.23	1.04	6%

Chemical	Ingestion	Inhalation ^b	Dermal Contact ^c	Vegetables ^d	Biota ^e	Chemical Total ^f	% of Total
Chloroform	0.04	NR	<0.01	0.04	0.02	0.08	<1%
<i>cis</i> -1,2-Dichloroethene	0.11	NR	NR	NR	NR	0.11	<1%
Dieldrin	0.05	NR	NR	<0.01	6.75	6.80	42%
Naphthalene	NR	NR	NR	NR	NR	NV	NV
Trichloroethene	NR	NR	NR	NR	NR	NV	NV
Vinyl chloride	NR	NR	NR	NR	NR	NV	NV
Americium-241	NR	NR	NR	NR	NR	NV	NV
Neptunium-237	NR	NR	NR	NR	NR	NV	NV
Technetium-99	NR	NR	NR	NR	NR	NV	NV
Pathway Total	5.83	0.02	0.74	0.42	9.17		
% of Total	36%	<1%	5%	3%	57%		16.20
Outside and West of Plume Well Group							
Aluminum	NR	NR	NR	NR	NR	NV	NV
Nitrate as Nitrogen	0.16	NR	NR	0.04	NR	0.20	71%
Silicon	NR	NR	NR	NR	NR	NV	NV
Bis(2-ethylhexyl)phthalate	0.01	NR	0.01	<0.01	0.06	0.08	29%
Uranium-234	NR	NR	NR	NR	NR	NV	NV
Uranium-238	NR	NR	NR	NR	NR	NV	NV
Pathway Total	0.17	NV	0.01	0.04	0.06		
% of Total	61%	NV	4%	14%	21%		0.28
Near Shawnee Steam Plant Well Group							
Aluminum	NR	NR	NR	NR	NR	NV	NV
Arsenic	1.64	NR	0.01	0.39	1.96	4.00	14%
Barium	0.20	NR	0.01	0.09	0.06	0.36	1%
Manganese	15.00	NR	1.95	0.14	5.82	22.91	82%
Nickel	0.15	NR	<0.01	0.05	0.47	0.67	2%
Sulfate	NR	NR	NR	NR	NR	NV	NV
Bis(2-ethylhexyl)phthalate	0.01	NR	0.01	<0.01	<0.01	0.02	<1%
Carbon disulfide	<0.01	0.02	<0.01	<0.01	<0.01	0.02	<1%
Vinyl chloride	NR	NR	NR	NR	NR	NV	NV
Technetium-99	NR	NR	NR	NR	NR	NV	NV
Pathway Total	17.09	0.02	1.99	0.67	8.31		
% of Total	61%	<1%	7%	2%	30%		28.08
Near Ohio River							
1,1,2-Trichloroethane	0.05	NR	<0.01	0.02	0.05	0.12	100%
Pathway Total	0.05	NV	<0.01	0.02	0.05		
% of Total	42%	NV	<1%	17%	42%		0.12

Notes: Only chemicals identified as chemicals of potential concern under current conditions (COPCs) are shown.

NR indicates that the chemical did not have an RfD for the pathway in DOE 1994c.

NV indicates that a value cannot be calculated.

^a Some values also taken from information in App. E of DOE 1994c.

^b Exposure route = inhalation of volatiles emitted by groundwater during household use.

^c Exposure route = dermal exposure to chemicals in groundwater while bathing and swimming.

^d Exposure route = consumption of vegetable irrigated with groundwater.

^e Exposure route = sum of risks from consumption of meat and milk from cows drinking groundwater and eating pasture irrigated with groundwater, consumption of venison from deer drinking groundwater and eating pasture irrigated with groundwater, and consumption of fish raised in ponds filled with groundwater.

^f Includes risk from ingestion of soil contaminated through irrigation with groundwater.

Table 2.1 Sampling stations used in the GWOU BHHRA listed by area assignment

Area l				Area m						
Area a	Area b	Area c	Area d	Area e	Area f	Area g	Area h	Area i	Area j	Area k
n=55	n=94	n=55	n=119	n=38	n=64	n=28	n=57	n=64	n=5	n=43
011-008	EW230	099-005	001-173	EW228	099-019	MW106	193-15	J19	TVA D-05	08-SB-001
026-001	EW231	099-008	001-175	EW229	099-022	MW140	193-2	J21	TVA D-07	33-SB-001
040-001	GWW-01	099-011	001-176	HV004	099-025	MW141	193-6	MW132	TVA D-08	34-SB-001
040-009	GWW-02	099-014	001-177	HV009	099-029	MW142	204-06	MW133	TVA D-13	57-SB-001
203-001	GWW-03	099-030	001-178	J22	204-01	MW143	204-07	MW135	TVA D-23	57-SB-002
203-005	HV015	099-031	001-180	J24	204-02	MW194	204-08	MW137	TVA D-30	57-SB-003
400-003	HV020	099-032	001-181	J25	204-029	MW195	204-09	MW138		57-SB-004
400-016	HV171	099-033	001-182	J3	204-03	MW199	204-10	MW139		57-SB-005
400-017	J40	099-034	001-183	J6	204-031	R10	204-11	MW16		57-SB-006
400-018	J41	099-035	001-184	J7	204-04	R12	204-12	MW17		57-SB-007
400-021	J42	099-037	091-001	MW121	204-05	R13	204-14	MW173		94-SB-001
400-025	J43	193-022	091-002	MW123	204-13	R14	MW100	MW174		94-SB-002
400-026	J44	193-023	099-038	MW125	204-15	R19	MW120	MW179		94-SB-003
400-027	J49	193-025	100-SB-001	MW127	204-16	R22	MW129	MW18		94-SB-004
400-033	J50	193-1	100-SB-002	MW134	204-17	R222	MW130	MW180		94-SB-005
400-034	MW154	193-10	100-SB-003	MW146	204-18	R24	MW131	MW181		94-SB-006
400-035	MW169	193-13	100-SB-004	MW147	204-20	R25	MW150	MW182		94-SB-007
400-036	MW170	193-14	100-SB-005	MW152	204-22	R26	MW151	MW19		94-SB-008
400-037	MW171	193-16	100-SB-006	MW20	MW122	R28	MW191	MW197		94-SB-010
400-038	MW172	193-17	100-SB-007	MW201	MW124	R39	MW192	MW198		95-SB-007
400-039	MW185	193-3	100-SB-008	MW202	MW126	R393	P4-C10	MW200		MW184
400-040	MW186	193-4	100-SB-009	MW233	MW128	R40	PZ101	MW21		MW196
400-041	MW187	193-7	100-SB-010	MW234	MW144	R5	R112	MW220		MW300
400-042	MW190	204-26	100-SB-011	MW235	MW145	R53	R114	MW221		MW301
400-043	MW2	204-27	193-028	MW236	MW148	R54	R20	MW222		MW302
400-044	MW22	MW163	193-031	MW237	MW149	R69	R23	MW223		MW305
400-045	MW226	MW164	193-032	MW238	MW193	R80	R254	MW224		MW306
400-046	MW242	MW165	193-041	MW239	MW258	R81	R278	MW225		MW307
400-047	MW243	MW166	193-049	MW240	MW283		R293	MW263		MW308
400-048	MW244	MW167	193-18	MW241	MW284		R294	MW264		MW309

Table 2.1 Sampling stations used in the GWOU BHHRA listed by area assignment (continued)

Area l				Area m						
Area a	Area b	Area c	Area d	Area e	Area f	Area g	Area h	Area i	Area j	Area k
400-049	MW245	MW168	193-20	R113	MW288		R297	MW265		MW310
400-052	MW246	MW205	36-SB-001	R2	MW291		R302	MW266		MW311
400-053	MW247	MW206	36-SB-002	TVA D-03	MW292		R368	MW267		MW317
400-063	MW248	MW255	36-SB-003	TVA D-09	MW293		R381	MW268		MW318
400-083	MW249	MW256	36-SB-004	TVA D-14	MW294		R382	MW269		R105
400-206	MW250	MW260	36-SB-005	TVA D-24	MW352		R383	MW270		R253
400-207	MW257	P4-E1	38-SB-002	TVA D-25	P4-A2		R384	MW271		R407
400-208	MW261	P4-E2	38-SB-003	TVA D-27	P4-A3		R386	MW272		R509
400-210	MW262	P4-E4	38-SB-004		P4-B3		R387	MW273		R510
400-212	MW333	P4-E6	38-SB-005		P4-B4		R392	MW274		R512
400-213	MW337	P4-E8	38-SB-006		P4-B5		R41	MW275		R544
400-214	MW338	P4-F1	38-SB-007		P4-C2		R42	MW276		R6
400-215	MW339	P4-F2	38-SB-009		P4-C4		R424	MW277		R66
MW155	MW340	P4-F3	720-002		P4-C5		R424-PRT1	MW353		
MW156	MW46	P4-F4	720-003		P4-C7		R424-PRT3	MW38		
MW157	MW47	P4-F5	720-010		P4-C9		R432	MW39		
MW175	MW48	P4-F6	720-011		P4-D10		R432-PRT1	MW40		
MW178	MW50	P4-F7	720-012		P4-D11		R432-PRT2	MW41		
MW219	MW51	P4-F8	720-013		P4-D12		R432-PRT3	MW42		
MW341	MW52	P4-G5	720-014		P4-D12A		R454	MW43		
MW342	MW53	P4-G7	720-015		P4-D4		R516	MW44		
MW343	MW54	P4-G8	720-016		P4-D5		R79	MW98		
P4-G1	MW57	P4-H1	720-017		P4-D6		R8	MW99		
P4-G2	MW63	P4-H6	720-018		P4-D7		R88	PZ278		
026-002	MW64	PZ107	720-019		P4-D8		R89	PZ279		
	MW65		720-022		P4-D9		R9	PZ280		
	MW66		720-024		P4-E7		R90	PZ281		
	MW67		720-026		PZ287			PZ282		
	MW84		720-028		PZ289			R21		
	MW85		720-029		R31			R600		
	MW86		95-SB-001		SB39			R72		

Table 2.1 Sampling stations used in the GWOU BHHRA listed by area assignment (continued)

Area l				Area m						
Area a	Area b	Area c	Area d	Area e	Area f	Area g	Area h	Area i	Area j	Area k
	MW87		95-SB-003		SB40			R82		
	MW88		95-SB-004		SB46			R83		
	MW89		95-SB-005		SB47			R84		
	MW90		95-SB-006							
	MW91		95-SB-008							
	MW92		95-SB-009							
	MW93		95-SB-010							
	MW94		95-SB-011							
	MW95		MW102							
	P4-G11		MW103							
	P4-G12		MW104							
	P4-G9		MW158							
	PZ334		MW159							
	PZ335		MW160							
	PZ336		MW161							
	PZ74		MW162							
	SB-38		MW188							
	SWMU2-10		MW189							
	SWMU2-13		MW203							
	SWMU2-16		MW204							
	SWMU2-17		MW207							
	SWMU2-3		MW208							
	SWMU2-5		MW209							
	SWMU2-9		MW212							
	WB-1		MW213							
	WB-12		MW214							
	WB-13		MW215							
	WB-4		MW216							
	WB-5		MW217							
	WB-7		MW218							
	WB-8		MW227							

Table 2.1 Sampling stations used in the GWOU BHHRA listed by area assignment (continued)

Area l				Area m						
Area a	Area b	Area c	Area d	Area e	Area f	Area g	Area h	Area i	Area j	Area k
	WB-9		MW303							
			MW304							
			MW312							
			MW313							
			MW314							
			MW315							
			MW316							
			MW325							
			MW326							
			MW327							
			MW328							
			MW329							
			MW330							
			MW344							
			MW68							
			MW69							
			MW70							
			MW71							
			MW96							
			P4-G3							
			P4-H5							
			P4-H7							
			PZ115							
			PZ117							
			PZ118							
			W108							

Area n contains all sample stations.

Table 2.2 Samples used in the GWOU BHHRA listed by hydrogeological unit

UCRS					
HU 1		HU2 (continued)		HU2 (continued)	
Station Name	Sample ID	Station Name	Sample ID	Station Name	Sample ID
n=26					
203-005	203005WA015	099-031	099031WA043C	400-003	400003WP040
204-13	1021915-OR161	099-032	099032WA044C	400-016	400016WP040
204-18	1021915-OR183	099-033	099033WA046C	400-017	400017WP040
204-22	1021915-OR203	100-SB-001	10-HP-001-01-M	400-018	400018WA040
204-22	1021915-OR203D	100-SB-002	10-HP-002-01-M	400-021	400021WP040
720-002	720002WA015	100-SB-003	10-HP-003-01-M	400-025	400025WP040
MW182	4919-94	100-SB-003	10-HP-503-01-M	400-026	400026WP040
MW182	5298-98	100-SB-004	10-HP-004-01-M	400-027	400027WP040
MW182	5320-97	100-SB-005	10-HP-005-01-M	400-033	400033WP040
MW182	5565-93	100-SB-006	10-HP-006-01-M	400-063	400063WP040
MW182	5840-96	100-SB-007	10-HP-007-01-M	720-003	720003WA015
MW182	5873-94	100-SB-008	10-HP-008-01-M	720-011	720011WA035
MW182	6338-95	100-SB-008	10-HP-508-01-M	720-024	720024WA015
MW182	6699-94	100-SB-009	10-HP-009-01-M	GWW-01	P01611
MW182	6714-93	100-SB-010	10-HP-010-01-M	GWW-02	P02611
MW182	7430-94	100-SB-011	10-HP-011-01-M	GWW-03	P03611
MW182	7826-93	193-17	1110101-0072	J44	1110505-98
P4-D6	1110101-0600	193-18	1110101-0043	J50	110505-39
WB-1	W01611	203-001	203001WP040	MW128	4891-94
WB-12	W12611	204-01	1021915-OR87	MW128	5258-93
WB-13	W13611	204-02	1021915-OR250	MW128	5542-94
WB-4	W04611	204-03	1021915-OR103	MW128	6481-94
WB-5	W05611	204-031	204031WA025C	MW128	6616-95
WB-7	W07611	204-14	1021915-OR267	MW128	6686-93
WB-8	W08611	204-15	1021915-OR257	MW128	7209-94
WB-9	W09611	204-15	1021915-OR258	MW128	7810-93
		204-17	1021915-OR228	MW143	4237-94
		204-20	1021915-OR230	MW143	5158-93
		36-SB-001	36-HP-001-01-M	MW143	5207-94
		36-SB-001	36-HP-501-01-M	MW143	6062-94
		36-SB-002	36-HP-002-01-M	MW143	6100-93
		36-SB-003	36-HP-003-01-M	MW143	6876-94
		36-SB-004	36-HP-004-01-M	MW143	7093-93
		36-SB-004	36-HP-504-01-M	MW154	4436-93
		36-SB-005	36-HP-005-01-M	MW154	4793-94
		38-SB-002	38-HP-002-01-M	MW154	5132-94
		38-SB-003	38-HP-003-01-M	MW154	5136-98
		38-SB-004	38-HP-004-01-M	MW154	5136-98FILT45
		38-SB-005	38-HP-005-01-M	MW154	5136-98FILT5
		38-SB-006	38-HP-006-01-M	MW154	5587-93
		38-SB-007	38-HP-007-01-M	MW154	5688-94
		38-SB-009	38-HP-009-01-M	MW154	6505-94
HU2					
Station Name	Sample ID				
n=748					

Table 2.2 Samples used in the GWOU BHHRA listed by hydrogeological unit (continued)

HU2 (continued)		HU2 (continued)		HU2 (continued)	
Station Name	Sample ID	Station Name	Sample ID	Station Name	Sample ID
MW154	6768-93	MW162	7519-93	MW174	5715-98
MW154	7219-94	MW164	4616-94	MW174	5829-97
MW154	7728-93	MW164	5327-94	MW174	5942-96
MW154	M15411	MW164	5517-93	MW174	6145-96
MW157	011011WA040	MW164	6264-94	MW174	6366-96
MW157	4304-94	MW164	7527-93	MW174	6513-94
MW157	4408-94	MW167	4424-94	MW174	6664-95
MW157	4903-94	MW167	5339-94	MW174	6706-93
MW157	5223-94	MW167	5423-93	MW174	7227-94
MW157	5377-97	MW167	6276-94	MW174	7513-95
MW157	5411-94	MW167	6336-93	MW174	7818-93
MW157	5677-94	MW167	6912-94	MW186	1110205-01
MW157	5976-93	MW167	7388-93	MW186	1110205-02
MW157	6289-95	MW170	4624-94	MW186	1110205-05
MW157	6384-93	MW170	5427-94	MW186	1110205-06
MW157	6676-95	MW170	5435-93	MW186	1110205-07
MW157	6698-93	MW170	6288-94	MW186	1110205-08
MW157	7315-93	MW170	6445-93	MW186	1110205-09
MW157	7376-93	MW170	6924-94	MW186	1110205-10
MW157	7906-93	MW170	7535-93	MW186	1110205-12
MW16	4000-94	MW171	4432-94	MW186	1110205-13
MW16	4009-93	MW171	5431-94	MW186	1110205-14
MW16	4369-93	MW171	5439-93	MW186	1110205-15
MW16	4632-93	MW171	6292-94	MW186	1110205-16
MW16	4875-93	MW171	6344-93	MW186	1110205-17
MW16	5046-94	MW171	7059-94	MW186	1110205-18
MW16	5785-94	MW171	7396-93	MW186	1110205-19
MW16	6139-93	MW172	4436-94	MW186	1110205-20
MW16	6906-93	MW172	5435-94	MW186	4328-94
MW160	4580-93	MW172	5443-93	MW186	4632-94
MW160	4600-94	MW172	6296-94	MW186	4951-94
MW160	5319-94	MW172	6348-93	MW186	5080-98
MW160	6248-94	MW172	7063-94	MW186	5134-97
MW160	6425-93	MW172	7400-93	MW186	5138-93
MW160	6890-93	MW174	4911-94	MW186	5163-94
MW160	6948-94	MW174	5158-97	MW186	5279-98
MW160	6952-94	MW174	5161-98	MW186	5329-96
MW160	7511-93	MW174	5340-98	MW186	5351-94
MW162	4608-94	MW174	5395-97	MW186	5475-98
MW162	5277-93	MW174	5536-93	MW186	5547-97
MW162	5419-94	MW174	5549-96	MW186	5661-94
MW162	6256-94	MW174	5632-97	MW186	5679-95
MW162	6433-93	MW174	5671-95	MW186	5680-98
MW162	6956-94	MW174	5703-94	MW186	5779-97

Table 2.2 Samples used in the GWOU BHHRA listed by hydrogeological unit (continued)

HU2 (continued)		HU2 (continued)		HU2 (continued)	
Station Name	Sample ID	Station Name	Sample ID	Station Name	Sample ID
MW186	5842-96	MW187	6558-94	MW2	6889-93
MW186	5989-94	MW187	6566-93	MW204	4729-94
MW186	6071-96	MW187	6826-94	MW204	5641-94
MW186	6208-94	MW187	6876-93	MW204	5673-93
MW186	6279-93	MW187	7079-94	MW204	6631-93
MW186	6280-96	MW187	7250-93	MW204	6731-94
MW186	6554-94	MW187	7252-94	MW204	7332-94
MW186	6562-93	MW187	7525-95	MW204	7914-93
MW186	6672-95	MW187	7696-93	MW207	4440-94
MW186	6822-94	MW187	7966-93	MW207	5359-94
MW186	6872-93	MW187	8347-95	MW207	5447-93
MW186	7075-94	MW187	M18711	MW207	5755-98
MW186	7246-93	MW189	4829-94	MW207	5755-98R
MW186	7248-94	MW189	5604-93	MW207	6388-93
MW186	7521-95	MW189	5772-94	MW207	6612-94
MW186	7692-93	MW189	6711-94	MW207	7157-94
MW186	7970-93	MW189	6804-93	MW207	7404-93
MW186	8343-95	MW189	7398-94	MW208	5451-93
MW186	M18611	MW189	7764-93	MW208	5756-98
MW187	4320-94	MW190	4923-94	MW208	5756-98R
MW187	4636-94	MW190	5654-93	MW209	5455-93
MW187	4955-94	MW190	5711-94	MW212	4652-94
MW187	5081-98	MW190	6517-94	MW212	5363-94
MW187	5135-97	MW190	6718-93	MW212	5467-93
MW187	5142-93	MW190	7402-94	MW212	5757-98
MW187	5167-94	MW190	7830-93	MW212	6304-94
MW187	5280-98	MW192	4931-94	MW212	6461-93
MW187	5309-97	MW192	5091-98	MW212	7161-94
MW187	5333-96	MW192	5551-97	MW212	7416-93
MW187	5355-94	MW192	5591-94	MW213	4660-94
MW187	5378-97	MW192	5624-93	MW213	5367-94
MW187	5476-98	MW192	6079-96	MW213	5471-93
MW187	5500-93	MW192	6719-94	MW213	5758-98
MW187	5548-97	MW192	6726-93	MW213	6308-94
MW187	5665-94	MW192	7201-95	MW213	6465-93
MW187	5681-98	MW192	7410-94	MW213	6587-94
MW187	5683-95	MW192	7838-93	MW213	7165-94
MW187	5780-97	MW195	4837-94	MW213	7420-93
MW187	5843-96	MW195	5636-93	MW214	4680-94
MW187	5993-94	MW195	5649-94	MW214	5371-94
MW187	6072-96	MW195	6745-94	MW214	5475-93
MW187	6212-94	MW195	6749-94	MW214	6528-93
MW187	6281-96	MW195	7772-93	MW214	6616-94
MW187	6283-93	MW198	5238-93	MW214	7083-94

Table 2.2 Samples used in the GWOU BHHRA listed by hydrogeological unit (continued)

HU2 (continued)		HU2 (continued)		HU2 (continued)	
Station Name	Sample ID	Station Name	Sample ID	Station Name	Sample ID
MW214	7551-93	MW237	5750-97	MW246	7134-95
MW215	4684-94	MW237	5803-96	MW246	7258-95
MW215	5375-94	MW237	5860-96	MW246	7389-95
MW215	5479-93	MW237	5914-96	MW246	7948-95
MW215	6312-94	MW237	6005-96	MW246	8064-95
MW215	6532-93	MW237	6035-95	MW246	8193-95
MW215	6583-94	MW237	6040-96	MW303	08-GW-303-01-F
MW215	7087-94	MW237	6135-95	MW303	5100-98
MW215	7555-93	MW237	6162-96	MW303	5107-97
MW216	4656-94	MW237	6250-96	MW303	5351-97
MW216	5456-94	MW237	6306-96	MW303	5352-97
MW216	5476-94	MW237	6358-95	MW303	5444-96
MW216	5483-93	MW237	6393-96	MW303	5561-95
MW216	6469-93	MW246	5047-97	MW303	5567-97
MW216	6620-94	MW246	5122-97	MW303	5806-97
MW216	7091-94	MW246	5179-97	MW303	5807-97
MW216	7559-93	MW246	5200-98	MW303	5877-96
MW218	5226-98	MW246	5238-96	MW303	5882-96
MW218	5459-93	MW246	5272-97	MW303	6058-96
MW219	4664-94	MW246	5338-97	MW303	6287-96
MW219	5464-94	MW246	5380-98	MW303	6288-96
MW219	5484-94	MW246	5412-96	MW303	7082-95
MW219	5491-93	MW246	5416-97	MW303	7451-95
MW219	5759-98	MW246	5523-97	MW303	8261-95
MW219	5760-98	MW246	5569-98	MW304	36-GW-304-01-F
MW219	5762-98	MW246	5582-97	MW312	95-GW-312-01-F
MW219	6473-93	MW246	5644-98	MW312	95-GW-312-01-F1
MW219	6628-94	MW246	5663-98	MW313	95-GW-313-01-D
MW219	7173-94	MW246	5667-97	MW313	95-GW-313-01-F
MW219	7567-93	MW246	5675-96	MW313	95-GW-313-01-F1
MW237	5038-97	MW246	5759-97	MW313	95-GW-313-01-F2
MW237	5113-97	MW246	5812-96	MW315	10-GW-315-01-F
MW237	5170-97	MW246	5869-96	MW316	38-GW-316-01-F
MW237	5191-98	MW246	5923-96	MW316	38-GW-316-01-F1
MW237	5263-97	MW246	6014-96	MW316	38-GW-316-01-F2
MW237	5329-97	MW246	6049-96	MW47	4342-93
MW237	5371-98	MW246	6059-96	MW47	4463-93
MW237	5407-97	MW246	6071-95	MW47	4775-93
MW237	5514-97	MW246	6171-95	MW57	4251-93
MW237	5559-98	MW246	6171-96	MW64	4259-93
MW237	5573-97	MW246	6259-96	MW64	4391-94
MW237	5635-98	MW246	6315-96	MW64	5025-93
MW237	5639-96	MW246	6402-96	MW64	5383-94
MW237	5658-97	MW246	6504-95	MW64	5608-97

Table 2.2 Samples used in the GWOU BHHRA listed by hydrogeological unit (continued)

HU2 (continued)		HU2 (continued)		HU2 (continued)	
Station Name	Sample ID	Station Name	Sample ID	Station Name	Sample ID
MW64	6232-94	MW85	6401-94	MW88	6208-93
MW64	6320-93	MW85	6798-95	MW88	6220-96
MW64	6936-94	MW85	6867-95	MW88	6328-94
MW64	7356-93	MW85	6936-95	MW88	6413-94
MW64	M06401	MW85	6993-93	MW88	6810-95
MW69	4581-93	MW85	7005-95	MW88	6879-95
MW69	5190-93	MW85	7125-93	MW88	6948-95
MW69	5753-98	MW85	7429-93	MW88	7005-93
MW69	6292-93	MW85	7604-93	MW88	7017-95
MW69	7234-93	MW85	7633-95	MW88	7137-93
MW85	4086-94	MW85	7700-95	MW88	7441-93
MW85	4153-94	MW85	7768-95	MW88	7616-93
MW85	4164-93	MW85	7836-95	MW88	7712-95
MW85	4452-94	MW88	4098-94	MW88	7780-95
MW85	4518-94	MW88	4165-94	MW88	7848-95
MW85	4830-93	MW88	4176-93	MW91	4110-94
MW85	4931-93	MW88	4464-94	MW91	4177-94
MW85	5004-95	MW88	4530-94	MW91	4188-93
MW85	5004-98	MW88	4842-93	MW91	4476-94
MW85	5020-97	MW88	4943-93	MW91	4542-94
MW85	5069-95	MW88	5007-98	MW91	4795-93
MW85	5135-95	MW88	5023-97	MW91	4955-93
MW85	5200-95	MW88	5025-96	MW91	5010-98
MW85	5226-97	MW88	5229-97	MW91	5024-95
MW85	5347-93	MW88	5359-93	MW91	5026-97
MW85	5402-98	MW88	5381-95	MW91	5037-96
MW85	5465-97	MW88	5385-95	MW91	5089-95
MW85	5496-96	MW88	5389-95	MW91	5155-95
MW85	5695-97	MW88	5393-95	MW91	5220-95
MW85	5706-93	MW88	5405-98	MW91	5232-97
MW85	5710-95	MW88	5468-97	MW91	5371-93
MW85	5772-93	MW88	5698-97	MW91	5408-98
MW85	5772-95	MW88	5718-93	MW91	5471-97
MW85	5837-95	MW88	5784-93	MW91	5701-97
MW85	5838-93	MW88	5850-93	MW91	5730-93
MW85	5887-96	MW88	5890-96	MW91	5730-95
MW85	5899-94	MW88	5911-94	MW91	5792-95
MW85	5902-95	MW88	5987-96	MW91	5796-93
MW85	5984-96	MW88	6030-93	MW91	5857-95
MW85	6018-93	MW88	6094-94	MW91	5862-93
MW85	6082-94	MW88	6193-95	MW91	5893-96
MW85	6196-93	MW88	6197-95	MW91	5922-95
MW85	6217-96	MW88	6201-95	MW91	5923-94
MW85	6316-94	MW88	6205-95	MW91	5990-96

Table 2.2 Samples used in the GWOU BHHRA listed by hydrogeological unit (continued)

HU2 (continued)		HU2 (continued)		HU2 (continued)	
Station Name	Sample ID	Station Name	Sample ID	Station Name	Sample ID
MW91	6052-93	MW94	5934-95	P4-D7	1110101-0202
MW91	6106-94	MW94	5935-94	P4-D8	1110101-0212
MW91	6220-93	MW94	5993-96	P4-D9	1110101-0611
MW91	6223-96	MW94	6064-93	P4-E2	1110101-0293
MW91	6336-94	MW94	6118-94	P4-E6	1110101-0271
MW91	6425-94	MW94	6226-96	P4-E7	1110101-0759
MW91	6822-95	MW94	6232-93	P4-G2	1110101-0319
MW91	6891-95	MW94	6352-94	P4-H1	1110101-0765
MW91	6960-95	MW94	6437-94	P4-H1	1110101-0766
MW91	7017-93	MW94	6834-95	PZ278	5375-95
MW91	7029-95	MW94	6903-95	PZ278	6262-95
MW91	7149-93	MW94	6972-95	PZ278	6271-95
MW91	7453-93	MW94	7029-93	PZ279	5376-95
MW91	7628-93	MW94	7041-95	PZ279	6263-95
MW91	7724-95	MW94	7161-93	PZ279	6272-95
MW91	7792-95	MW94	7465-93	PZ280	5377-95
MW91	7860-95	MW94	7640-93	PZ281	5378-95
MW94	4123-94	MW94	7736-95	PZ281	6273-95
MW94	4189-94	MW94	7804-95	PZ282	5379-95
MW94	4200-93	MW94	7872-95	PZ334	5150-98
MW94	4488-94	MW96	4122-93	PZ334	5150-98FILT45
MW94	4558-94	MW96	4556-93	PZ334	5150-98FILT5
MW94	4807-93	MW96	4588-94	PZ335	5151-98
MW94	4967-93	MW96	5021-98	PZ335	5151-98FILT45
MW94	5013-98	MW96	5137-97	PZ335	5151-98FILT5
MW94	5029-97	MW96	5198-93	PZ336	5152-98
MW94	5036-95	MW96	5277-96	PZ336	5152-98FILT45
MW94	5049-96	MW96	5391-94	PZ336	5152-98FILT5
MW94	5101-95	MW96	5436-95	PZ74	5149-98
MW94	5167-95	MW96	5488-94	PZ74	5149-98FILT45
MW94	5232-95	MW96	5754-98	PZ74	5149-98FILT5
MW94	5235-97	MW96	5754-98R	PZ74	M07411
MW94	5383-93	MW96	5761-98	SWMU2-10	S10611
MW94	5411-98	MW96	6300-94	SWMU2-17	S17611
MW94	5446-94	MW96	6579-94	SWMU2-3	S03611
MW94	5474-97	MW96	6734-93	SWMU2-9	S09611
MW94	5704-97	MW96	6944-94		
MW94	5742-93	MW96	7700-93		
MW94	5742-95	P4-C5	1110101-0240		
MW94	5804-95	P4-C7	1110101-0654		
MW94	5808-93	P4-D12	1110101-0258		
MW94	5869-95	P4-D12	1110101-0259		
MW94	5874-93	P4-D12A	1110101-0665		
MW94	5896-96	P4-D7	1110101-0200		

Table 2.2 Samples used in the GWOU BHHRA listed by hydrogeological unit (continued)

HU3		HU3 (continued)	
Station Name	Sample ID	Station Name	Sample ID
n=80			
001-173	001173WA050	MW18	4644-93
193-028	193028WA040	MW18	4873-93
400-049	400049WA055	MW18	5054-94
400-083	400083WP040	MW18	5793-94
720-011	720011WA060	MW18	6150-93
720-022	720022WA015	MW18	6914-93
J41	1110505-63	MW180	4817-94
J42	1110505-116	MW180	5297-98
MW127	4887-94	MW180	5319-97
MW127	5218-93	MW180	5557-93
MW127	5538-94	MW180	5839-96
MW127	6477-94	MW180	5865-94
MW127	6682-93	MW180	6334-95
MW127	7288-94	MW180	6691-94
MW127	7806-93	MW180	6792-93
MW138	4777-94	MW180	7752-93
MW138	5210-93	MW19	4012-94
MW138	5624-94	MW19	4021-93
MW138	6760-93	MW19	4393-93
MW138	7304-94	MW19	4689-93
MW138	7720-93	MW19	4876-93
MW166	4420-94	MW19	5058-94
MW166	5156-97	MW19	5797-94
MW166	5159-98	MW19	5936-93
MW166	5335-94	MW19	6918-93
MW166	5338-98	MW19	7261-93
MW166	5393-97	MW217	4444-94
MW166	5419-93	MW217	5460-94
MW166	5940-96	MW217	5480-94
MW166	6332-93	MW217	5487-93
MW166	6364-96	MW217	6400-93
MW166	7384-93	MW217	6624-94
MW17	4004-94	MW217	7169-94
MW17	4013-93	MW217	7563-93
MW17	4373-93	P4-F5	1110101-0826
MW17	4665-93	P4-H5	1110101-0791
MW17	5050-94	SWMU2-9	S09612
MW17	5789-94		
MW17	5916-93		
MW17	6910-93		
MW18	4008-94		
MW18	4017-93		
MW18	4377-93		

Table 2.2 Samples used in the GWOU BHHRA listed by hydrogeological unit (continued)

RGA					
HU4		HU4 (continued)		HU4 (continued)	
Station Name	Sample ID	Station Name	Sample ID	Station Name	Sample ID
n=209					
001-184	001184WA055	MW104	5948-93	MW156	1110202-122
099-005	099005WA054	MW104	6030-94	MW156	1110202-123
099-008	099008WA054	MW104	6778-94	MW156	1110202-138
099-011	099011WA047	MW104	7303-93	MW156	1110202-141
099-014	099014WA051	MW149	4721-94	MW156	1110202-144
099-035	099035WA065C	MW149	5574-94	MW156	1110202-148
099-035	099035WA065C-45	MW149	5583-93	MW156	1110202-158
099-035	099035WA065C-5	MW149	6497-94	MW156	1110202-161
099-038	099038WA025C	MW149	6603-93	MW156	1110202-164
193-022	193022WA051	MW149	7362-94	MW156	1110202-166
193-032	193032WA070	MW149	7886-93	MW156	1110202-167
193-041	193041WA025C	MW156	011010WA070	MW156	1110202-171
193-041	193041WA025C-45	MW156	1110202-001	MW156	1110202-175
193-041	193041WA025C-5	MW156	1110202-006	MW156	1110202-177
193-041	193041WA080C	MW156	1110202-008	MW156	1110202-178
193-041	193041WA080C-45	MW156	1110202-010	MW156	1110202-181
193-041	193041WA080C-5	MW156	1110202-013	MW156	1110202-184
193-041	193041WD080C	MW156	1110202-014	MW156	1110202-185
193-041	193041WD080C-45	MW156	1110202-016	MW156	1110202-187
193-041	193041WD080C-5	MW156	1110202-020	MW156	1110202-189
193-049	193049WA060C	MW156	1110202-041	MW156	1110202-192
204-031	204031WA070C	MW156	1110202-047	MW156	1110202-193
400-037	400037WA060	MW156	1110202-049	MW156	1110202-195
400-037	400037WA065	MW156	1110202-053	MW156	1110202-197
400-038	400038WA060	MW156	1110202-057	MW156	1110202-200
400-038	400038WA065	MW156	1110202-059	MW156	1110202-201
400-044	400044WA055	MW156	1110202-062	MW156	1110202-203
400-048	400048WA055	MW156	1110202-066	MW156	1110202-205
400-049	400049WA060	MW156	1110202-071	MW156	1110202-208
400-049	400049WA065	MW156	1110202-073	MW156	1110202-209
400-052	400052WA060	MW156	1110202-075	MW156	1110202-211
400-215	400215WA065	MW156	1110202-078	MW156	1110202-213
400-215	400215WA070	MW156	1110202-082	MW156	1110202-216
400-215	400215WA075	MW156	1110202-084	MW156	1110202-217
720-010	720010WA055	MW156	1110202-087	MW156	1110202-219
720-013	720013WA065	MW156	1110202-091	MW156	1110202-221
720-028	720028WA070	MW156	1110202-096	MW156	1110202-224
J43	1110505-76	MW156	1110202-098	MW156	1110202-225
J44	1110505-94	MW156	1110202-100	MW156	1110202-227
MW104	4276-94	MW156	1110202-112	MW156	1110202-229
MW104	5182-93	MW156	1110202-115	MW156	1110202-232
MW104	5191-94	MW156	1110202-118	MW156	1110202-233

Table 2.2 Samples used in the GWOU BHHRA listed by hydrogeological unit (continued)

HU4 (continued)		HU4 (continued)	
Station Name	Sample ID	Station Name	Sample ID
MW156	1110202-235	MW193	6723-94
MW156	1110202-237	MW193	6730-93
MW156	1110202-240	MW193	7205-95
MW156	1110202-242	MW193	7414-94
MW156	1110202-243	MW193	7842-93
MW156	1110202-245	MW353	MW353WA025C
MW156	1110202-248	MW70	4123-93
MW156	1110202-249	MW70	4555-93
MW156	1110202-251	MW71	4221-93
MW156	1110202-253	MW71	4279-93
MW156	4300-94	MW71	4340-94
MW156	4376-94	MW71	4554-93
MW156	4377-94	MW71	5020-98
MW156	4378-94	MW71	5136-97
MW156	4379-94	MW71	5179-94
MW156	4380-94	MW71	5194-93
MW156	4381-94	MW71	5273-96
MW156	4404-94	MW71	5432-95
MW156	4899-94	MW71	6018-94
MW156	5130-93	MW71	6296-93
MW156	5219-94	MW71	6860-94
MW156	5289-98	MW71	7238-93
MW156	5407-94	P4-A2	1110101-0685
MW156	5673-94	P4-B3	1110101-0715
MW156	5763-94	P4-B3	1110101-0716
MW156	5831-96	P4-B4	1110101-0729
MW156	5972-93	P4-E6	1110101-0272
MW156	6302-95	P4-F3	1110101-0391
MW156	6380-93	P4-F4	1110101-0881
MW156	6542-94	P4-F6	1110101-0355
MW156	6694-93	P4-G11	1110101-0774
MW156	6810-94	P4-G8	1110101-0371
MW156	7137-94	P4-H6	1110101-0767
MW156	7199-93	PZ107	1110101-0389
MW156	7372-93	PZ107	4858-93
MW156	7374-94	SWMU2-13	S13611
MW156	7902-93	SWMU2-3	S03612
MW193	4935-94	SWMU2-5	S05611
MW193	5092-98	SWMU2-5	S05612
MW193	5379-97		
MW193	5552-97		
MW193	5595-94		
MW193	5628-93		
MW193	6080-96		

Table 2.2 Samples used in the GWOU BHHRA listed by hydrogeological unit (continued)

HU5		HU5 (continued)		HU5 (continued)	
Station Name	Sample ID	Station Name	Sample ID	Station Name	Sample ID
n=5,089					
001-175	001175WA060	001-180	001180WA075	026-001	026001WA070
001-175	001175WA065	001-180	001180WA080	026-001	026001WA075
001-175	001175WA070	001-180	001180WA085	026-001	026001WA080
001-175	001175WA075	001-180	001180WA090	026-001	026001WA085
001-175	001175WA080	001-180	001180WA095	026-001	026001WA090
001-175	001175WA085	001-180	001180WD070	026-001	026001WA095
001-175	001175WA090	001-181	001181WA055	091-001	091001WA065
001-175	001175WA095	001-181	001181WA060	091-001	091001WA070
001-175	001175WA100	001-181	001181WA065	091-001	091001WA075
001-175	001175WA105	001-181	001181WA070	091-001	091001WA080
001-175	001175WA110	001-181	001181WA075	091-001	091001WA085
001-175	001175WD075	001-181	001181WA080	091-001	091001WA090
001-176	001176WA060	001-181	001181WA085	091-001	091001WA095
001-176	001176WA065	001-181	001181WA090	091-001	091001WA100
001-176	001176WA070	001-181	001181WA095	091-001	091001WA105
001-176	001176WA075	001-181	001181WA100	091-001	091001WD085
001-176	001176WA080	001-181	001181WD080	091-002	091002WA065
001-176	001176WA085	001-182	001182WA070	091-002	091002WA070
001-176	001176WA090	001-182	001182WA075	091-002	091002WA075
001-176	001176WA095	001-182	001182WA080	091-002	091002WA085
001-176	001176WD080	001-182	001182WA085	091-002	091002WA090
001-177	001177WA065	001-182	001182WA090	091-002	091002WA095
001-177	001177WA070	001-182	001182WA095	091-002	091002WD085
001-177	001177WA075	001-182	001182WD070	099-034	099034WA075C
001-177	001177WA080	001-183	001183WA070	099-034	099034WA075C-45
001-177	001177WA085	001-183	001183WA075	099-034	099034WA075C-5
001-177	001177WA090	001-183	001183WA080	099-034	099034WA080C
001-177	001177WA095	001-183	001183WA085	099-034	099034WA080C-45
001-177	001177WD080	001-183	001183WA090	099-034	099034WA080C-5
001-177	001177WD085	001-183	001183WA095	099-034	099034WA085C
001-178	001178WA060	001-183	001183WD075	099-034	099034WA085C-45
001-178	001178WA065	001-184	001184WA060	099-034	099034WA085C-5
001-178	001178WA070	001-184	001184WA065	099-034	099034WA090C
001-178	001178WA075	001-184	001184WA070	099-034	099034WA090C-45
001-178	001178WA080	001-184	001184WA075	099-034	099034WA090C-5
001-178	001178WA085	001-184	001184WA080	099-034	099034WA095C
001-178	001178WA090	001-184	001184WA085	099-034	099034WA095C-45
001-178	001178WA095	001-184	001184WA090	099-034	099034WA095C-5
001-178	001178WA100	001-184	001184WA095	099-034	099034WA100C
001-178	001178WD090	001-184	001184WA100	099-034	099034WA100C-45
001-180	001180WA060	001-184	001184WD080	099-034	099034WA100C-5
001-180	001180WA065	026-001	026001WA060	099-034	099034WD075C
001-180	001180WA070	026-001	026001WA065	099-034	099034WD075C-45

Table 2.2 Samples used in the GWOU BHHRA listed by hydrogeological unit (continued)

HU5 (continued)		HU5 (continued)		HU5 (continued)	
Station Name	Sample ID	Station Name	Sample ID	Station Name	Sample ID
099-034	099034WD075C-5	193-031	193031WA070	400-038	400038WA090
099-035	099035WA075C	193-031	193031WA075	400-038	400038WD085
099-035	099035WA075C-45	193-031	193031WA080	400-039	400039WA060
099-035	099035WA075C-5	193-031	193031WA085	400-039	400039WA065
099-035	099035WA080C	193-031	193031WD080	400-039	400039WA070
099-035	099035WA080C-45	193-032	193032WA075	400-039	400039WA075
099-035	099035WA080C-5	193-032	193032WA080	400-039	400039WA080
099-035	099035WA085C	193-032	193032WA085	400-039	400039WA085
099-035	099035WA085C-45	193-032	193032WA090	400-040	400040WA065
099-035	099035WA085C-5	193-041	193041WA085C	400-040	400040WA070
099-035	099035WA105C	193-041	193041WA085C-45	400-040	400040WA075
099-035	099035WA105C-45	193-041	193041WA085C-5	400-040	400040WA080
099-035	099035WA105C-5	193-041	193041WA090C	400-040	400040WA085
099-037	099037WA025C	193-041	193041WA095C	400-040	400040WD075
099-037	099037WA075C	193-20	1110101-0118	400-041	400041WA065
099-037	099037WA080C	204-031	204031WA085C	400-041	400041WA070
099-038	099038WA080C	204-031	204031WA090C	400-041	400041WA075
099-038	099038WA080C-45	204-031	204031WA095C	400-041	400041WA080
099-038	099038WA080C-5	400-034	400034WA060	400-042	400042WA065
099-038	099038WA090C	400-034	400034WA065	400-042	400042WA070
099-038	099038WA090C-45	400-034	400034WA070	400-042	400042WA075
099-038	099038WA090C-5	400-034	400034WA075	400-042	400042WA080
099-038	099038WA095C	400-034	400034WA080	400-042	400042WA085
099-038	099038WA095C-45	400-035	400035WA060	400-043	400043WA070
099-038	099038WA095C-5	400-035	400035WA065	400-043	400043WA075
099-038	099038WA100C	400-035	400035WA070	400-043	400043WA080
099-038	099038WA100C-45	400-035	400035WA075	400-044	400044WA060
099-038	099038WA100C-5	400-035	400035WA080	400-044	400044WA065
099-038	099038WD080C	400-035	400035WA085	400-044	400044WA070
099-038	099038WD080C-45	400-036	400036WA065	400-044	400044WA075
099-038	099038WD080C-5	400-036	400036WA070	400-044	400044WA080
193-023	193023WA071	400-036	400036WA075	400-044	400044WA085
193-023	193023WA071-45	400-036	400036WA080	400-045	400045WA065
193-023	193023WA071-5	400-036	400036WA085	400-045	400045WA070
193-025	193025WA040	400-036	400036WA090	400-045	400045WA075
193-025	193025WA070	400-037	400037WA070	400-045	400045WA080
193-025	193025WA075	400-037	400037WA075	400-045	400045WA085
193-025	193025WA080	400-037	400037WA080	400-045	400045WA090
193-025	193025WA085	400-037	400037WA085	400-045	400045WD080
193-025	193025WA090	400-037	400037WA090	400-046	400046WA060
193-025	193025WD075	400-038	400038WA070	400-046	400046WA065
193-028	193028WA080	400-038	400038WA075	400-046	400046WA070
193-028	193028WA085	400-038	400038WA080	400-046	400046WA075
193-028	193028WA090	400-038	400038WA085	400-046	400046WA080

Table 2.2 Samples used in the GWOU BHHRA listed by hydrogeological unit (continued)

HU5 (continued)		HU5 (continued)		HU5 (continued)	
Station Name	Sample ID	Station Name	Sample ID	Station Name	Sample ID
400-046	400046WA085	400-213	400213WA070	720-014	720014WA075
400-047	400047WA060	400-213	400213WA075	720-014	720014WA080
400-047	400047WA065	400-213	400213WA080	720-014	720014WA085
400-047	400047WA070	400-213	400213WA085	720-014	720014WA090
400-047	400047WA075	400-213	400213WA090	720-014	720014WD070
400-047	400047WA080	400-214	400214WA065	720-015	720015WA065
400-047	400047WA085	400-214	400214WA070	720-015	720015WA070
400-048	400048WA060	400-214	400214WA075	720-015	720015WA075
400-048	400048WA065	400-214	400214WA080	720-015	720015WA080
400-048	400048WA070	400-214	400214WA085	720-015	720015WA085
400-048	400048WA075	400-214	400214WA090	720-015	720015WA090
400-048	400048WA080	400-214	400214WD065	720-016	720016WA065
400-048	400048WA085	400-214	400214WD075	720-016	720016WA070
400-048	400048WA090	400-214	400214WD080	720-016	720016WA075
400-049	400049WA070	400-214	400214WD085	720-016	720016WA080
400-049	400049WA075	400-215	400215WA080	720-016	720016WA085
400-049	400049WA080	400-215	400215WA085	720-016	720016WA090
400-049	400049WA085	400-215	400215WA090	720-016	720016WA095
400-049	400049WA090	720-010	720010WA065	720-016	720016WD080
400-049	400049WA095	720-010	720010WA070	720-017	720017WA060
400-052	400052WA065	720-010	720010WA075	720-017	720017WA065
400-052	400052WA070	720-010	720010WA080	720-017	720017WA070
400-052	400052WA075	720-010	720010WA085	720-017	720017WA075
400-052	400052WA080	720-010	720010WA090	720-017	720017WA080
400-052	400052WA085	720-010	720010WA095	720-017	720017WA085
400-052	400052WA090	720-010	720010WD065	720-017	720017WA090
400-053	400053WA060	720-011	720011WA070	720-018	720018WA065
400-053	400053WA065	720-011	720011WA075	720-018	720018WA070
400-053	400053WA070	720-011	720011WA080	720-018	720018WA075
400-053	400053WA075	720-011	720011WA085	720-018	720018WA080
400-053	400053WA080	720-011	720011WA090	720-018	720018WA085
400-053	400053WA085	720-011	720011WA095	720-018	720018WA090
400-053	400053WA090	720-011	720011WA100	720-018	720018WD085
400-206	400206WA060	720-012	720012WA070	720-019	720019WA075
400-206	400206WA065	720-012	720012WA075	720-019	720019WA080
400-206	400206WA070	720-012	720012WA080	720-019	720019WA085
400-206	400206WA075	720-012	720012WA085	720-019	720019WA090
400-206	400206WA080	720-012	720012WA090	720-026	720026WA070
400-206	400206WA085	720-013	720013WA070	720-026	720026WA080
400-208	400208WA080	720-013	720013WA075	720-026	720026WA085
400-208	400208WB085	720-013	720013WA080	720-026	720026WA090
400-210	400210WB085	720-013	720013WA085	720-026	720026WD085
400-212	400212WB085	720-013	720013WA090	720-028	720028WA080
400-213	400213WA065	720-014	720014WA070	720-028	720028WA085

Table 2.2 Samples used in the GWOU BHHRA listed by hydrogeological unit (continued)

HU5 (continued)		HU5 (continued)		HU5 (continued)	
Station Name	Sample ID	Station Name	Sample ID	Station Name	Sample ID
720-028	720028WA090	HV009	121698HV009EC	HV171	050598HV171EC
720-028	720028WA095	HV009	121698HV009EU	HV171	050698HV171EC
720-028	720028WD090	HV009	122997HV009EC	HV171	050798HV171EC
720-029	720029WA060	HV015	012798HV015EC	HV171	050898HV171EC
720-029	720029WA065	HV015	051398HV015EC	HV171	051198HV171EC
720-029	720029WA080	HV015	061898HV015EU	HV171	051298HV171CU
720-029	720029WA085	HV015	102297HV015EC	HV171	051298HV171EC
720-029	720029WA090	HV015	121698HV015EC	HV171	051398HV171DC
720-029	720029WA095	HV015	121698HV015EU	HV171	051398HV171EC
720-029	720029WD065	HV015	122997HV015EC	HV171	051498HV171EC
720-029	720029WD095	HV020	012798HV020EC	HV171	051598HV171EC
EW228	6032-96	HV020	051398HV020EC	HV171	051898HV171EC
EW228	6181-96	HV020	061898HV020EU	HV171	051998HV171EC
EW229	6033-96	HV020	102297HV020EC	HV171	052098HV171EC
EW229	6182-96	HV020	121698HV020EC	HV171	052198HV171EC
EW230	6031-96	HV020	121698HV020EU	HV171	052298HV171EC
EW230	6183-96	HV020	122997HV020EC	HV171	052698HV171CU
EW230	6443-95	HV171	010298HV171DC	HV171	052698HV171EC
EW230	7434-94	HV171	010298HV171EC	HV171	052798HV171DC
EW230	7435-94	HV171	010598HV171EC	HV171	052798HV171EC
EW231	6030-96	HV171	010698HV171EC	HV171	052898HV171EC
EW231	6184-96	HV171	010798HV171EC	HV171	052998HV171EC
GWW-01	P01612	HV171	010898HV171EC	HV171	060198HV171EC
GWW-01	P01613	HV171	010998HV171EC	HV171	060298HV171EC
GWW-01	P01614	HV171	011298HV171DC	HV171	060398HV171EC
GWW-01	P01615	HV171	011298HV171EC	HV171	060498HV171EC
GWW-02	P02612	HV171	011398HV171DC	HV171	060598HV171EC
GWW-02	P02613	HV171	011398HV171EC	HV171	060898HV171EC
GWW-02	P02614	HV171	011498HV171EC	HV171	061198HV171EC
GWW-02	P02615	HV171	011598HV171EC	HV171	061298HV171EC
GWW-03	P03612	HV171	011698HV171EC	HV171	061598HV171DC
GWW-03	P03613	HV171	011998HV171EC	HV171	061598HV171EC
GWW-03	P03614	HV171	012098HV171EC	HV171	061698HV171EC
HV004	012798HV004EC	HV171	012198HV171EC	HV171	061798HV171EC
HV004	051398HV004EC	HV171	012298HV171DC	HV171	061898HV171EC
HV004	061898HV004EU	HV171	012298HV171EC	HV171	061998HV171EC
HV004	102297HV004EC	HV171	012398HV171EC	HV171	062298HV171EC
HV004	121698HV004EC	HV171	012698HV171EC	HV171	062398HV171CU
HV004	121698HV004EU	HV171	012798HV171EC	HV171	062398HV171EC
HV004	122997HV004EC	HV171	012898HV171EC	HV171	062498HV171DC
HV009	012798HV009EC	HV171	012998HV171EC	HV171	062498HV171EC
HV009	051398HV009EC	HV171	013098HV171EC	HV171	062598HV171EC
HV009	061898HV009EU	HV171	050198HV171EC	HV171	062698HV171EC
HV009	102297HV009EC	HV171	050498HV171EC	HV171	062998HV171EC

Table 2.2 Samples used in the GWOU BHHRA listed by hydrogeological unit (continued)

HU5 (continued)		HU5 (continued)		HU5 (continued)	
Station Name	Sample ID	Station Name	Sample ID	Station Name	Sample ID
HV171	063098HV171EC	HV171	101397HV171EC	HV171	111698HV171EC
HV171	070198HV171EC	HV171	101398HV171EC	HV171	111798HV171EC
HV171	070298HV171EC	HV171	101497HV171EC	HV171	111898HV171EC
HV171	070698HV171EC	HV171	101498HV171EC	HV171	111998HV171EC
HV171	070798HV171CU	HV171	101597HV171EC	HV171	112098HV171CU
HV171	070798HV171EC	HV171	101598HV171DC	HV171	112098HV171EC
HV171	070898HV171EC	HV171	101598HV171EC	HV171	112398HV171EC
HV171	070998HV171EC	HV171	101697HV171EC	HV171	112498HV171EC
HV171	071098HV171EC	HV171	101698HV171EC	HV171	112598HV171EC
HV171	071398HV171EC	HV171	101797HV171EC	HV171	113098HV171DC
HV171	071498HV171EC	HV171	101998HV171EC	HV171	113098HV171EC
HV171	071598HV171DC	HV171	102097HV171EC	HV171	120197HV171EC
HV171	071598HV171EC	HV171	102098HV171EC	HV171	120198HV171EC
HV171	071698HV171EC	HV171	102197HV171EC	HV171	120297HV171EC
HV171	071798HV171EC	HV171	102198HV171CU	HV171	120298HV171EC
HV171	072098HV171EC	HV171	102198HV171EC	HV171	120397HV171EC
HV171	072198HV171CU	HV171	102297HV171CU	HV171	120398HV171EC
HV171	072198HV171EC	HV171	102297HV171EC	HV171	120497HV171EC
HV171	072298HV171EC	HV171	102298HV171EC	HV171	120498HV171EC
HV171	072398HV171EC	HV171	102397HV171EC	HV171	120597HV171EC
HV171	072498HV171EC	HV171	102398HV171EC	HV171	120798HV171CU
HV171	072798HV171EC	HV171	102497HV171EC	HV171	120798HV171EC
HV171	072898HV171EC	HV171	102698HV171EC	HV171	120897HV171EC
HV171	072998HV171DC	HV171	102797HV171EC	HV171	120898HV171EC
HV171	072998HV171EC	HV171	102798HV171EC	HV171	120997HV171EC
HV171	073098HV171EC	HV171	102897HV171EC	HV171	120998HV171EC
HV171	073198HV171EC	HV171	102898HV171EC	HV171	121097HV171EC
HV171	100197HV171EC	HV171	102997HV171EC	HV171	121098HV171EC
HV171	100198HV171EC	HV171	102998HV171DC	HV171	121197HV171EC
HV171	100297HV171EC	HV171	102998HV171EC	HV171	121198HV171EC
HV171	100298HV171EC	HV171	103097HV171EC	HV171	121297HV171EC
HV171	100397HV171EC	HV171	103098HV171EC	HV171	121498HV171DC
HV171	100598HV171EC	HV171	110298HV171EC	HV171	121498HV171EC
HV171	100697HV171EC	HV171	110398HV171EC	HV171	121597HV171EC
HV171	100698HV171CU	HV171	110498HV171EC	HV171	121598HV171EC
HV171	100698HV171EC	HV171	110598HV171CU	HV171	121697HV171EC
HV171	100797HV171EC	HV171	110598HV171EC	HV171	121698HV171EC
HV171	100798HV171EC	HV171	110698HV171EC	HV171	121797HV171EC
HV171	100897HV171EC	HV171	110998HV171EC	HV171	121798HV171EC
HV171	100898HV171EC	HV171	111098HV171EC	HV171	121897HV171EC
HV171	100997HV171EC	HV171	111198HV171EC	HV171	121898HV171EC
HV171	100998HV171EC	HV171	111298HV171DC	HV171	121997HV171EC
HV171	101097HV171EC	HV171	111298HV171EC	HV171	122198HV171EC
HV171	101298HV171EC	HV171	111398HV171EC	HV171	122297HV171EC

Table 2.2 Samples used in the GWOU BHHRA listed by hydrogeological unit (continued)

HU5 (continued)		HU5 (continued)		HU5 (continued)	
Station Name	Sample ID	Station Name	Sample ID	Station Name	Sample ID
HV171	122298HV171CU	MW100	5218-97	MW123	6461-94
HV171	122298HV171EC	MW100	5371-97	MW123	6600-95
HV171	122397HV171EC	MW100	5709-98	MW123	6666-93
HV171	122398HV171EC	MW100	5835-97	MW123	7280-94
HV171	122497HV171EC	MW100	RGA01	MW123	7471-95
HV171	122898HV171EC	MW100	RGA02	MW123	7790-93
HV171	122997HV171CU	MW100	RGA03	MW123	8289-95
HV171	122997HV171EC	MW100	RGA04	MW124	5074-93
HV171	122998HV171DC	MW100	RGA041	MW124	5077-93
HV171	122998HV171EC	MW100	TB0042	MW124	5081-93
HV171	123097HV171EC	MW103	4272-94	MW124	5083-93
HV171	123098HV171EC	MW103	5023-98	MW124	5170-98
HV171	123197HV171EC	MW103	5142-97	MW124	5185-97
HV171	123198HV171EC	MW103	5178-93	MW124	5250-93
J19	6905-93	MW103	5187-94	MW124	5349-98
J21	6903-93	MW103	5285-96	MW124	5374-97
J21	6904-93	MW103	5372-97	MW124	5425-97
J22	6901-93	MW103	5440-95	MW124	5541-98
J22	6902-93	MW103	5476-95	MW124	5607-96
J24	4362-94	MW103	5944-93	MW124	5640-97
J24	4363-94	MW103	6026-94	MW124	5731-98
J25	4374-94	MW103	6774-94	MW124	5837-97
J25	4375-94	MW103	7299-93	MW124	5906-96
J3	6884-93	MW106	4697-94	MW124	6122-96
J3	6885-93	MW106	5138-97	MW124	6376-96
J40	1110505-55	MW106	5289-96	MW124	6604-95
J40	1110505-57	MW106	5322-93	MW124	8089-95
J40	1110505-59	MW106	5444-95	MW125	4879-94
J40	1110505-61	MW106	5513-94	MW125	5152-97
J42	1110505-100	MW106	5668-98	MW125	5155-98
J42	1110505-104	MW106	5788-97	MW125	5214-93
J42	1110505-108	MW106	6579-93	MW125	5334-98
J42	1110505-112	MW106	6640-94	MW125	5389-97
J43	1110505-67	MW106	6782-94	MW125	5530-94
J43	1110505-70	MW106	7272-94	MW125	5611-96
J43	1110505-73	MW106	7862-93	MW125	5626-97
J44	1110505-82	MW123	4859-94	MW125	5628-95
J44	1110505-86	MW123	5294-93	MW125	5724-98
J44	1110505-90	MW123	5525-94	MW125	5823-97
J49	1110505-41	MW123	5603-96	MW125	5907-96
J50	110505-37	MW123	5623-95	MW125	6123-96
J6	6886-93	MW123	5905-96	MW125	6359-96
J6	6887-93	MW123	6121-96	MW125	6469-94
J7	6888-93	MW123	6358-96	MW125	6608-95

Table 2.2 Samples used in the GWOU BHHRA listed by hydrogeological unit (continued)

HU5 (continued)		HU5 (continued)		HU5 (continued)	
Station Name	Sample ID	Station Name	Sample ID	Station Name	Sample ID
MW125	6674-93	MW134	5222-93	MW139	5131-97
MW125	7284-94	MW134	5309-96	MW139	5276-98
MW125	7475-95	MW134	5670-98	MW139	5305-97
MW125	7798-93	MW134	5790-97	MW139	5318-93
MW125	8293-95	MW134	8297-95	MW139	5470-96
MW126	4883-94	MW135	4769-94	MW139	5472-98
MW126	5050-93	MW135	5153-97	MW139	5544-97
MW126	5051-93	MW135	5156-98	MW139	5550-94
MW126	5067-93	MW135	5286-93	MW139	5642-95
MW126	5068-93	MW135	5335-98	MW139	5677-98
MW126	5075-93	MW135	5390-97	MW139	5776-97
MW126	5078-93	MW135	5528-96	MW139	5790-96
MW126	5082-93	MW135	5616-94	MW139	6068-96
MW126	5084-93	MW135	5627-97	MW139	6265-96
MW126	5171-98	MW135	5634-95	MW139	6587-93
MW126	5186-97	MW135	5725-98	MW139	6632-95
MW126	5254-93	MW135	5824-97	MW139	6665-94
MW126	5350-98	MW135	5936-96	MW139	7346-94
MW126	5426-97	MW135	6125-96	MW139	7491-95
MW126	5534-94	MW135	6360-96	MW139	7870-93
MW126	5542-98	MW135	6624-95	MW139	7987-95
MW126	5615-96	MW135	6653-94	MW139	8309-95
MW126	5641-97	MW135	6748-93	MW141	4229-94
MW126	5692-95	MW135	7296-94	MW141	5199-94
MW126	5732-98	MW135	7483-95	MW141	6054-94
MW126	5838-97	MW135	7712-93	MW141	6080-93
MW126	5908-96	MW135	8301-95	MW141	6092-93
MW126	6124-96	MW137	4773-94	MW141	6868-94
MW126	6377-96	MW137	5290-93	MW141	7085-93
MW126	6473-94	MW137	5532-96	MW142	4233-94
MW126	6612-95	MW137	5620-94	MW142	5147-97
MW126	6678-93	MW137	5638-95	MW142	5203-94
MW126	7205-94	MW137	5937-96	MW142	5317-96
MW126	7479-95	MW137	6126-96	MW142	5464-95
MW126	7802-93	MW137	6361-96	MW142	5797-97
MW126	8093-95	MW137	6628-95	MW142	6058-94
MW132	4701-94	MW137	6657-94	MW142	6084-93
MW132	5314-93	MW137	6756-93	MW142	6096-93
MW132	5546-94	MW137	7300-94	MW142	6872-94
MW132	6583-93	MW137	7487-95	MW142	7089-93
MW132	6644-94	MW137	7716-93	MW144	1110101-0235
MW132	7342-94	MW137	8305-95	MW144	4280-94
MW132	7866-93	MW139	4705-94	MW144	4672-94
MW134	5140-97	MW139	5077-98	MW144	4781-94

Table 2.2 Samples used in the GWOU BHHRA listed by hydrogeological unit (continued)

HU5 (continued)		HU5 (continued)		HU5 (continued)	
Station Name	Sample ID	Station Name	Sample ID	Station Name	Sample ID
MW144	5052-93	MW145	6157-96	MW148	5570-94
MW144	5069-93	MW145	6378-96	MW148	5579-93
MW144	5076-93	MW145	6524-93	MW148	5651-95
MW144	5079-93	MW145	6608-94	MW148	6493-94
MW144	5080-93	MW145	6673-94	MW148	6599-93
MW144	5085-93	MW145	6739-93	MW148	6644-95
MW144	5110-93	MW145	6802-94	MW148	7358-94
MW144	5133-94	MW145	6820-93	MW148	7882-93
MW144	5395-94	MW145	7055-94	MW150	4789-94
MW144	5554-94	MW145	7101-93	MW150	5024-98
MW144	5591-93	MW145	7354-94	MW150	5148-97
MW144	5886-94	MW145	7850-93	MW150	5321-96
MW144	5952-93	MW145	8313-95	MW150	5468-95
MW144	6520-93	MW146	4709-94	MW150	5578-94
MW144	6604-94	MW146	5078-98	MW150	5650-93
MW144	6669-94	MW146	5132-97	MW150	6501-94
MW144	6738-93	MW146	5277-98	MW150	6764-93
MW144	6798-94	MW146	5306-97	MW150	7366-94
MW144	6816-93	MW146	5375-97	MW150	7724-93
MW144	7051-94	MW146	5474-96	MW152	4288-94
MW144	7097-93	MW146	5545-97	MW152	4399-94
MW144	7350-94	MW146	5562-94	MW152	4741-94
MW144	7846-93	MW146	5642-93	MW152	5118-93
MW145	1110101-0234	MW146	5678-98	MW152	5151-94
MW145	4284-94	MW146	5777-97	MW152	5154-97
MW145	4676-94	MW146	5794-96	MW152	5157-98
MW145	4785-94	MW146	6069-96	MW152	5306-94
MW145	5114-93	MW146	6266-96	MW152	5336-98
MW145	5137-94	MW146	6485-94	MW152	5391-97
MW145	5172-98	MW146	6591-93	MW152	5536-96
MW145	5187-97	MW146	6640-95	MW152	5582-94
MW145	5351-98	MW146	7308-94	MW152	5628-97
MW145	5399-94	MW146	7495-95	MW152	5655-95
MW145	5427-97	MW146	7874-93	MW152	5726-98
MW145	5543-98	MW146	7991-95	MW152	5825-97
MW145	5558-94	MW146	8317-95	MW152	5938-96
MW145	5592-93	MW147	4713-94	MW152	5960-93
MW145	5619-96	MW147	5566-94	MW152	5977-94
MW145	5642-97	MW147	5646-93	MW152	6152-96
MW145	5733-98	MW147	6489-94	MW152	6187-94
MW145	5839-97	MW147	6595-93	MW152	6362-96
MW145	5890-94	MW147	7312-94	MW152	6368-93
MW145	5909-96	MW147	7878-93	MW152	6533-94
MW145	5956-93	MW148	4717-94	MW152	6607-93

Table 2.2 Samples used in the GWOU BHHRA listed by hydrogeological unit (continued)

HU5 (continued)		HU5 (continued)		HU5 (continued)	
Station Name	Sample ID	Station Name	Sample ID	Station Name	Sample ID
MW152	6648-95	MW158	6960-94	MW165	5629-97
MW152	6834-94	MW158	7503-93	MW165	5659-95
MW152	7125-94	MW159	4579-93	MW165	5712-98
MW152	7187-93	MW159	4596-94	MW165	5826-97
MW152	7214-94	MW159	5230-93	MW165	5939-96
MW152	7364-93	MW159	5290-98	MW165	5965-96
MW152	7500-95	MW159	5312-97	MW165	6142-96
MW152	7890-93	MW159	5315-94	MW165	6268-94
MW152	8321-95	MW159	5832-96	MW165	6328-93
MW155	011009WA100	MW159	6244-94	MW165	6363-96
MW155	1110202-002	MW159	6306-95	MW165	6652-95
MW155	1110202-042	MW159	6421-93	MW165	6904-94
MW155	1110202-168	MW159	6964-94	MW165	7380-93
MW155	1110202-202	MW159	7507-93	MW165	7504-95
MW155	1110202-250	MW161	4604-94	MW165	8327-95
MW155	1110202-252	MW161	5220-98	MW168	4428-94
MW155	4296-94	MW161	5273-93	MW168	5293-98
MW155	4412-94	MW161	5291-98	MW168	5315-97
MW155	4895-94	MW161	5415-94	MW168	5343-94
MW155	5215-94	MW161	5833-96	MW168	5427-93
MW155	5288-98	MW161	6091-95	MW168	5835-96
MW155	5310-97	MW161	6252-94	MW168	6280-94
MW155	5376-97	MW161	6310-95	MW168	6318-95
MW155	5403-94	MW161	6429-93	MW168	6340-93
MW155	5669-94	MW161	6743-94	MW168	6916-94
MW155	5830-96	MW161	7515-93	MW168	7392-93
MW155	5968-93	MW163	4612-94	MW169	4620-94
MW155	6298-95	MW163	5292-98	MW169	5294-98
MW155	6376-93	MW163	5323-94	MW169	5316-97
MW155	6538-94	MW163	5513-93	MW169	5423-94
MW155	6690-93	MW163	5834-96	MW169	5431-93
MW155	6806-94	MW163	6260-94	MW169	5836-96
MW155	7133-94	MW163	6314-95	MW169	6178-93
MW155	7195-93	MW163	6437-93	MW169	6284-94
MW155	7368-93	MW163	6896-94	MW169	6322-95
MW155	7370-94	MW163	7523-93	MW169	6920-94
MW155	7898-93	MW165	4416-94	MW169	7531-93
MW158	4578-93	MW165	5155-97	MW173	4907-94
MW158	4592-94	MW165	5158-98	MW173	5157-97
MW158	5221-98	MW165	5331-94	MW173	5160-98
MW158	5226-93	MW165	5337-98	MW173	5339-98
MW158	5311-94	MW165	5392-97	MW173	5394-97
MW158	6240-94	MW165	5415-93	MW173	5532-93
MW158	6417-93	MW165	5540-96	MW173	5545-96

Table 2.2 Samples used in the GWOU BHHRA listed by hydrogeological unit (continued)

HU5 (continued)		HU5 (continued)		HU5 (continued)	
Station Name	Sample ID	Station Name	Sample ID	Station Name	Sample ID
MW173	5631-97	MW179	5241-97	MW181	6324-96
MW173	5658-98	MW179	5270-95	MW181	6325-96
MW173	5667-95	MW179	5418-98	MW181	6326-96
MW173	5707-94	MW179	5482-97	MW181	6328-96
MW173	5714-98	MW179	5507-96	MW181	6329-96
MW173	5828-97	MW179	5553-93	MW181	6330-96
MW173	5941-96	MW179	5600-98	MW181	6335-96
MW173	6144-96	MW179	5714-97	MW181	6695-94
MW173	6365-96	MW179	5725-96	MW181	6710-93
MW173	6509-94	MW179	5861-94	MW181	6737-95
MW173	6660-95	MW179	5963-95	MW181	6988-94
MW173	6702-93	MW179	5967-96	MW181	7573-95
MW173	7223-94	MW179	6200-96	MW181	7617-95
MW173	7509-95	MW179	6687-94	MW181	7822-93
MW173	7814-93	MW179	6733-95	MW181	8098-95
MW173	8331-95	MW179	6788-93	MW185	4324-94
MW175	047012WA060	MW179	6984-94	MW185	4606-93
MW175	4797-94	MW179	7569-95	MW185	4607-93
MW175	5295-98	MW179	7748-93	MW185	4608-93
MW175	5540-93	MW181	4915-94	MW185	4609-93
MW175	5692-94	MW181	5004-97	MW185	4610-93
MW175	5837-96	MW181	5029-98	MW185	4611-93
MW175	6326-95	MW181	5082-96	MW185	4612-93
MW175	6677-94	MW181	5232-98	MW185	4613-93
MW175	6772-93	MW181	5242-97	MW185	4614-93
MW175	7231-94	MW181	5274-95	MW185	4615-93
MW175	7732-93	MW181	5314-95	MW185	4616-93
MW178	040011WA060	MW181	5419-98	MW185	4617-93
MW178	4809-94	MW181	5430-98	MW185	4618-93
MW178	5227-94	MW181	5483-97	MW185	4619-93
MW178	5296-98	MW181	5484-97	MW185	4620-93
MW178	5318-97	MW181	5508-96	MW185	4621-93
MW178	5549-93	MW181	5561-93	MW185	4622-93
MW178	5696-94	MW181	5601-98	MW185	4623-93
MW178	6330-95	MW181	5715-97	MW185	4624-93
MW178	6683-94	MW181	5729-96	MW185	4625-93
MW178	6784-93	MW181	5869-94	MW185	4626-93
MW178	7240-94	MW181	5967-95	MW185	4628-94
MW178	7744-93	MW181	5968-96	MW185	4947-94
MW179	4813-94	MW181	6201-96	MW185	5079-98
MW179	5003-97	MW181	6320-96	MW185	5133-97
MW179	5028-98	MW181	6321-96	MW185	5134-93
MW179	5078-96	MW181	6322-96	MW185	5159-94
MW179	5231-98	MW181	6323-96	MW185	5278-98

Table 2.2 Samples used in the GWOU BHHRA listed by hydrogeological unit (continued)

HU5 (continued)		HU5 (continued)		HU5 (continued)	
Station Name	Sample ID	Station Name	Sample ID	Station Name	Sample ID
MW185	5325-96	MW191	6078-96	MW199	5984-93
MW185	5347-94	MW191	6715-94	MW199	6074-94
MW185	5474-98	MW191	6722-93	MW199	6888-94
MW185	5546-97	MW191	7197-95	MW199	7311-93
MW185	5657-94	MW191	7406-94	MW20	4025-93
MW185	5675-95	MW191	7834-93	MW20	4308-93
MW185	5679-98	MW194	4833-94	MW20	4344-94
MW185	5778-97	MW194	5093-98	MW20	4383-94
MW185	5841-96	MW194	5380-97	MW20	4541-93
MW185	5981-94	MW194	5556-97	MW20	4554-94
MW185	6070-96	MW194	5632-93	MW20	4771-93
MW185	6204-94	MW194	5645-94	MW20	4855-94
MW185	6275-93	MW194	6084-96	MW20	4911-93
MW185	6279-96	MW194	6756-94	MW20	5070-98
MW185	6550-94	MW194	6808-93	MW20	5128-97
MW185	6558-93	MW194	7294-95	MW20	5271-98
MW185	6668-95	MW194	7418-94	MW20	5277-94
MW185	6818-94	MW194	7768-93	MW20	5298-94
MW185	6868-93	MW197	4943-94	MW20	5301-97
MW185	7071-94	MW197	5159-97	MW20	5403-95
MW185	7242-93	MW197	5162-98	MW20	5449-96
MW185	7244-94	MW197	5234-93	MW20	5469-98
MW185	7517-95	MW197	5341-98	MW20	5479-95
MW185	7688-93	MW197	5396-97	MW20	5501-94
MW185	7974-93	MW197	5553-96	MW20	5541-97
MW185	8339-95	MW197	5633-97	MW20	5594-93
MW185	M18501	MW197	5687-95	MW20	5595-95
MW185	M18511	MW197	5716-98	MW20	5704-98
MW188	4825-94	MW197	5830-97	MW20	5773-97
MW188	5089-98	MW197	5881-94	MW20	5779-96
MW188	5549-97	MW197	5943-96	MW20	5961-94
MW188	5573-93	MW197	6146-96	MW20	6067-96
MW188	5768-94	MW197	6367-96	MW20	6143-94
MW188	6077-96	MW197	6521-94	MW20	6144-94
MW188	6707-94	MW197	6680-95	MW20	6179-94
MW188	6800-93	MW197	6880-93	MW20	6264-96
MW188	7193-95	MW197	7422-94	MW20	6300-93
MW188	7394-94	MW197	7529-95	MW20	6430-95
MW188	7760-93	MW197	7978-93	MW20	6503-93
MW191	4927-94	MW197	8351-95	MW20	6574-94
MW191	5090-98	MW199	4312-94	MW20	6830-94
MW191	5550-97	MW199	5170-93	MW20	6860-93
MW191	5587-94	MW199	5260-94	MW20	7155-95
MW191	5620-93	MW199	5558-97	MW20	7178-94

Table 2.2 Samples used in the GWOU BHHRA listed by hydrogeological unit (continued)

HU5 (continued)		HU5 (continued)		HU5 (continued)	
Station Name	Sample ID	Station Name	Sample ID	Station Name	Sample ID
MW20	7222-93	MW201	6623-93	MW202	7533-95
MW20	7260-94	MW201	6845-94	MW202	7547-93
MW20	7411-95	MW201	7113-93	MW202	7740-93
MW20	7576-93	MW201	7149-94	MW202	8034-93
MW20	7982-93	MW201	7302-95	MW202	8035-93
MW20	8265-95	MW201	7320-94	MW202	8036-93
MW200	4245-94	MW201	7543-93	MW202	8044-93
MW200	4640-94	MW201	7736-93	MW202	8355-95
MW200	4749-94	MW201	8033-93	MW203	4725-94
MW200	5146-93	MW201	8041-93	MW203	5486-98
MW200	5264-94	MW201	8042-93	MW203	5555-97
MW200	5439-94	MW201	8043-93	MW203	5637-94
MW200	5484-98	MW202	4253-94	MW203	5658-93
MW200	5553-97	MW202	4552-93	MW203	6083-96
MW200	5599-94	MW202	4648-94	MW203	6627-93
MW200	5997-94	MW202	4757-94	MW203	6727-94
MW200	6081-96	MW202	5049-93	MW203	7306-95
MW200	6116-93	MW202	5154-93	MW203	7328-94
MW200	6216-94	MW202	5160-97	MW203	7910-93
MW200	6449-93	MW202	5163-98	MW205	4733-94
MW200	6562-94	MW202	5272-94	MW205	5629-94
MW200	6615-93	MW202	5342-98	MW205	5671-98
MW200	6841-94	MW202	5397-97	MW205	5677-93
MW200	7109-93	MW202	5452-94	MW205	5791-97
MW200	7145-94	MW202	5557-96	MW205	6282-96
MW200	7298-95	MW202	5607-94	MW205	6635-93
MW200	7316-94	MW202	5634-97	MW205	6735-94
MW200	7539-93	MW202	5717-98	MW205	7256-94
MW200	7776-93	MW202	5831-97	MW205	7918-93
MW201	4249-94	MW202	5944-96	MW205	8103-95
MW201	4644-94	MW202	6005-94	MW206	4737-94
MW201	4753-94	MW202	6095-95	MW206	5633-94
MW201	5150-93	MW202	6124-93	MW206	5665-93
MW201	5268-94	MW202	6147-96	MW206	5672-98
MW201	5448-94	MW202	6224-94	MW206	5792-97
MW201	5485-98	MW202	6368-96	MW206	6283-96
MW201	5554-97	MW202	6457-93	MW206	6639-93
MW201	5603-94	MW202	6570-94	MW206	6739-94
MW201	6001-94	MW202	6619-93	MW206	7386-94
MW201	6082-96	MW202	6684-95	MW206	7922-93
MW201	6120-93	MW202	6849-94	MW206	8099-95
MW201	6220-94	MW202	7117-93	MW21	4451-93
MW201	6453-93	MW202	7153-94	MW22	4455-93
MW201	6566-94	MW202	7324-94	MW220	4044-94

Table 2.2 Samples used in the GWOU BHHRA listed by hydrogeological unit (continued)

HU5 (continued)		HU5 (continued)		HU5 (continued)	
Station Name	Sample ID	Station Name	Sample ID	Station Name	Sample ID
MW220	4057-93	MW221	5421-98	MW223	4884-93
MW220	4677-93	MW221	5487-97	MW223	5008-97
MW220	4881-93	MW221	5510-96	MW223	5033-98
MW220	4882-93	MW221	5603-98	MW223	5098-96
MW220	5005-97	MW221	5717-97	MW223	5102-94
MW220	5030-98	MW221	5737-96	MW223	5118-94
MW220	5086-96	MW221	5833-94	MW223	5237-98
MW220	5090-94	MW221	5970-96	MW223	5246-97
MW220	5233-98	MW221	5975-95	MW223	5318-95
MW220	5234-98	MW221	6170-93	MW223	5423-98
MW220	5243-97	MW221	6203-96	MW223	5489-97
MW220	5255-97	MW221	6745-95	MW223	5512-96
MW220	5278-95	MW221	6954-93	MW223	5605-98
MW220	5420-98	MW221	6996-94	MW223	5719-97
MW220	5486-97	MW221	7581-95	MW223	5745-96
MW220	5509-96	MW222	4052-94	MW223	5841-94
MW220	5602-98	MW222	4065-93	MW223	5972-96
MW220	5716-97	MW222	4705-93	MW223	5983-95
MW220	5733-96	MW222	5007-97	MW223	5992-93
MW220	5829-94	MW222	5032-98	MW223	6205-96
MW220	5857-94	MW222	5094-96	MW223	6753-95
MW220	5969-96	MW222	5098-94	MW223	6962-93
MW220	5971-95	MW222	5236-98	MW223	7004-94
MW220	6166-93	MW222	5245-97	MW223	7265-93
MW220	6202-96	MW222	5286-95	MW223	7589-95
MW220	6741-95	MW222	5422-98	MW224	4060-94
MW220	6781-95	MW222	5488-97	MW224	4073-93
MW220	6950-93	MW222	5511-96	MW224	4648-93
MW220	6974-93	MW222	5604-98	MW224	5009-97
MW220	6992-94	MW222	5718-97	MW224	5034-98
MW220	7032-94	MW222	5741-96	MW224	5102-96
MW220	7577-95	MW222	5837-94	MW224	5106-94
MW221	4048-94	MW222	5971-96	MW224	5238-98
MW221	4061-93	MW222	5979-95	MW224	5247-97
MW221	4091-93	MW222	5988-93	MW224	5290-95
MW221	4681-93	MW222	6204-96	MW224	5424-98
MW221	4883-93	MW222	6749-95	MW224	5490-97
MW221	5006-97	MW222	6958-93	MW224	5513-96
MW221	5031-98	MW222	7000-94	MW224	5606-98
MW221	5090-96	MW222	7264-93	MW224	5720-97
MW221	5094-94	MW222	7585-95	MW224	5749-96
MW221	5235-98	MW223	4056-94	MW224	5845-94
MW221	5244-97	MW223	4069-93	MW224	5973-96
MW221	5282-95	MW223	4685-93	MW224	5987-95

Table 2.2 Samples used in the GWOU BHHRA listed by hydrogeological unit (continued)

HU5 (continued)		HU5 (continued)		HU5 (continued)	
Station Name	Sample ID	Station Name	Sample ID	Station Name	Sample ID
MW224	5996-93	MW226	5877-95	MW227	5405-93
MW224	6206-96	MW226	5882-93	MW227	5414-98
MW224	6757-95	MW226	5898-96	MW227	5447-94
MW224	6966-93	MW226	5942-95	MW227	5478-97
MW224	7008-94	MW226	5943-94	MW227	5707-97
MW224	7266-93	MW226	5950-95	MW227	5754-93
MW224	7593-95	MW226	5995-96	MW227	5754-95
MW225	4064-94	MW226	6072-93	MW227	5816-95
MW225	4068-94	MW226	6126-94	MW227	5820-93
MW225	4077-93	MW226	6228-96	MW227	5820-95
MW225	4652-93	MW226	6240-93	MW227	5881-95
MW225	4727-93	MW226	6344-94	MW227	5886-93
MW225	5110-94	MW226	6445-94	MW227	5899-96
MW225	5849-94	MW226	6842-95	MW227	5946-95
MW225	6174-93	MW226	6911-95	MW227	5947-94
MW225	6248-93	MW226	6980-95	MW227	5996-96
MW225	6970-93	MW226	7037-93	MW227	6076-93
MW226	4131-94	MW226	7049-95	MW227	6130-94
MW226	4197-94	MW226	7057-95	MW227	6229-96
MW226	4496-94	MW226	7179-93	MW227	6244-93
MW226	4566-94	MW226	7477-93	MW227	6373-94
MW226	4850-93	MW226	7648-93	MW227	6377-94
MW226	4854-93	MW226	7677-95	MW227	6381-94
MW226	4985-93	MW226	7744-95	MW227	6449-94
MW226	5015-98	MW226	7752-95	MW227	6846-95
MW226	5031-97	MW226	7812-95	MW227	6915-95
MW226	5044-95	MW226	7880-95	MW227	6984-95
MW226	5052-95	MW227	4135-94	MW227	6988-95
MW226	5057-96	MW227	4201-94	MW227	7041-93
MW226	5109-95	MW227	4500-94	MW227	7053-95
MW226	5175-95	MW227	4570-94	MW227	7183-93
MW226	5240-95	MW227	4989-93	MW227	7473-93
MW226	5248-97	MW227	5016-98	MW227	7652-93
MW226	5401-93	MW227	5017-98	MW227	7681-95
MW226	5403-93	MW227	5032-97	MW227	7685-95
MW226	5413-98	MW227	5033-97	MW227	7748-95
MW226	5431-98	MW227	5048-95	MW227	7816-95
MW226	5476-97	MW227	5061-96	MW227	7884-95
MW226	5477-97	MW227	5065-96	MW233	5034-97
MW226	5706-97	MW227	5123-95	MW233	5109-97
MW226	5750-93	MW227	5127-95	MW233	5166-97
MW226	5750-95	MW227	5179-95	MW233	5187-98
MW226	5812-95	MW227	5244-95	MW233	5192-96
MW226	5816-93	MW227	5249-97	MW233	5259-97

Table 2.2 Samples used in the GWOU BHHRA listed by hydrogeological unit (continued)

HU5 (continued)		HU5 (continued)		HU5 (continued)	
Station Name	Sample ID	Station Name	Sample ID	Station Name	Sample ID
MW233	5325-97	MW234	5404-97	MW235	5748-97
MW233	5363-96	MW234	5511-97	MW235	5801-96
MW233	5366-98	MW234	5556-98	MW235	5858-96
MW233	5381-97	MW234	5570-97	MW235	5912-96
MW233	5403-97	MW234	5627-96	MW235	6003-96
MW233	5510-97	MW234	5632-98	MW235	6027-95
MW233	5555-98	MW234	5655-97	MW235	6038-96
MW233	5569-97	MW234	5747-97	MW235	6127-95
MW233	5623-96	MW234	5800-96	MW235	6160-96
MW233	5631-98	MW234	5857-96	MW235	6248-96
MW233	5649-98	MW234	5911-96	MW235	6304-96
MW233	5654-97	MW234	6002-96	MW235	6350-95
MW233	5745-97	MW234	6023-95	MW235	6391-96
MW233	5746-97	MW234	6037-96	MW235	6460-95
MW233	5799-96	MW234	6123-95	MW235	7094-95
MW233	5856-96	MW234	6159-96	MW235	7217-95
MW233	5910-96	MW234	6247-96	MW235	7345-95
MW233	6001-96	MW234	6303-96	MW235	7904-95
MW233	6019-95	MW234	6346-95	MW235	8023-95
MW233	6036-96	MW234	6390-96	MW235	8152-95
MW233	6119-95	MW234	6456-95	MW236	5037-97
MW233	6158-96	MW234	7090-95	MW236	5112-97
MW233	6246-96	MW234	7213-95	MW236	5169-97
MW233	6302-96	MW234	7341-95	MW236	5190-98
MW233	6342-95	MW234	7900-95	MW236	5204-96
MW233	6389-96	MW234	8019-95	MW236	5262-97
MW233	6452-95	MW234	8148-95	MW236	5328-97
MW233	7086-95	MW235	5036-97	MW236	5370-98
MW233	7209-95	MW235	5111-97	MW236	5375-96
MW233	7337-95	MW235	5168-97	MW236	5406-97
MW233	7896-95	MW235	5189-98	MW236	5513-97
MW233	8015-95	MW235	5200-96	MW236	5558-98
MW233	8144-95	MW235	5261-97	MW236	5572-97
MW234	5035-97	MW235	5327-97	MW236	5634-98
MW234	5110-97	MW235	5369-98	MW236	5635-96
MW234	5167-97	MW235	5371-96	MW236	5657-97
MW234	5188-98	MW235	5405-97	MW236	5749-97
MW234	5196-96	MW235	5512-97	MW236	5802-96
MW234	5260-97	MW235	5557-98	MW236	5859-96
MW234	5326-97	MW235	5571-97	MW236	5913-96
MW234	5343-97	MW235	5631-96	MW236	6004-96
MW234	5367-96	MW235	5633-98	MW236	6031-95
MW234	5367-98	MW235	5656-97	MW236	6039-96
MW234	5368-98	MW235	5703-96	MW236	6131-95

Table 2.2 Samples used in the GWOU BHHRA listed by hydrogeological unit (continued)

HU5 (continued)		HU5 (continued)		HU5 (continued)	
Station Name	Sample ID	Station Name	Sample ID	Station Name	Sample ID
MW236	6161-96	MW238	7226-95	MW241	5102-98
MW236	6249-96	MW238	7357-95	MW241	5117-97
MW236	6305-96	MW238	7916-95	MW241	5174-97
MW236	6354-95	MW238	8032-95	MW241	5195-98
MW236	6392-96	MW238	8161-95	MW241	5221-96
MW236	6408-96	MW240	5041-97	MW241	5267-97
MW236	6464-95	MW240	5116-97	MW241	5267-98
MW236	7098-95	MW240	5173-97	MW241	5301-98
MW236	7221-95	MW240	5194-98	MW241	5333-97
MW236	7349-95	MW240	5217-96	MW241	5375-98
MW236	7908-95	MW240	5266-97	MW241	5392-96
MW236	8027-95	MW240	5277-97	MW241	5411-97
MW236	8156-95	MW240	5332-97	MW241	5447-98
MW238	5039-97	MW240	5374-98	MW241	5488-98
MW238	5114-97	MW240	5388-96	MW241	5518-97
MW238	5171-97	MW240	5410-97	MW241	5563-98
MW238	5192-98	MW240	5517-97	MW241	5577-97
MW238	5209-96	MW240	5562-98	MW241	5639-98
MW238	5264-97	MW240	5576-97	MW241	5655-96
MW238	5330-97	MW240	5638-98	MW241	5662-97
MW238	5372-98	MW240	5651-96	MW241	5754-97
MW238	5380-96	MW240	5661-97	MW241	5807-96
MW238	5408-97	MW240	5753-97	MW241	5864-96
MW238	5515-97	MW240	5806-96	MW241	5918-96
MW238	5560-98	MW240	5863-96	MW241	6009-96
MW238	5574-97	MW240	5878-96	MW241	6044-96
MW238	5636-98	MW240	5917-96	MW241	6051-95
MW238	5643-96	MW240	6008-96	MW241	6151-95
MW238	5659-97	MW240	6043-96	MW241	6166-96
MW238	5751-97	MW240	6047-95	MW241	6254-96
MW238	5804-96	MW240	6147-95	MW241	6310-96
MW238	5861-96	MW240	6165-96	MW241	6374-95
MW238	5915-96	MW240	6253-96	MW241	6397-96
MW238	6006-96	MW240	6309-96	MW241	6484-95
MW238	6039-95	MW240	6370-95	MW241	7114-95
MW238	6041-96	MW240	6396-96	MW241	7238-95
MW238	6139-95	MW240	6480-95	MW241	7369-95
MW238	6163-96	MW240	7110-95	MW241	7928-95
MW238	6251-96	MW240	7234-95	MW241	8044-95
MW238	6307-96	MW240	7365-95	MW241	8173-95
MW238	6362-95	MW240	7924-95	MW242	5175-97
MW238	6394-96	MW240	8040-95	MW242	5196-98
MW238	6472-95	MW240	8169-95	MW242	5225-96
MW238	7102-95	MW241	5042-97	MW242	5268-97

Table 2.2 Samples used in the GWOU BHHRA listed by hydrogeological unit (continued)

HU5 (continued)		HU5 (continued)		HU5 (continued)	
Station Name	Sample ID	Station Name	Sample ID	Station Name	Sample ID
MW242	5334-97	MW243	5663-96	MW244	6012-96
MW242	5376-98	MW243	5664-97	MW244	6047-96
MW242	5396-96	MW243	5756-97	MW244	6063-95
MW242	5412-97	MW243	5809-96	MW244	6163-95
MW242	5519-97	MW243	5866-96	MW244	6169-96
MW242	5564-98	MW243	5920-96	MW244	6257-96
MW242	5578-97	MW243	5930-96	MW244	6313-96
MW242	5640-98	MW243	6011-96	MW244	6386-95
MW242	5659-96	MW243	6046-96	MW244	6400-96
MW242	5659-98	MW243	6059-95	MW244	6496-95
MW242	5663-97	MW243	6159-95	MW244	7126-95
MW242	5755-97	MW243	6168-96	MW244	7250-95
MW242	5808-96	MW243	6256-96	MW244	7381-95
MW242	5865-96	MW243	6312-96	MW244	7940-95
MW242	5919-96	MW243	6382-95	MW244	8056-95
MW242	6010-96	MW243	6399-96	MW244	8185-95
MW242	6045-96	MW243	6492-95	MW245	5046-97
MW242	6055-95	MW243	7122-95	MW245	5121-97
MW242	6155-95	MW243	7246-95	MW245	5178-97
MW242	6167-96	MW243	7377-95	MW245	5199-98
MW242	6255-96	MW243	7936-95	MW245	5271-97
MW242	6378-95	MW243	8052-95	MW245	5337-97
MW242	6488-95	MW243	8181-95	MW245	5379-98
MW242	7118-95	MW244	5045-97	MW245	5408-96
MW242	7242-95	MW244	5120-97	MW245	5415-97
MW242	7373-95	MW244	5177-97	MW245	5522-97
MW242	7932-95	MW244	5198-98	MW245	5567-98
MW242	8048-95	MW244	5233-96	MW245	5568-98
MW242	8177-95	MW244	5270-97	MW245	5581-97
MW243	5044-97	MW244	5336-97	MW245	5643-98
MW243	5119-97	MW244	5378-98	MW245	5662-98
MW243	5176-97	MW244	5404-96	MW245	5666-97
MW243	5197-98	MW244	5414-97	MW245	5671-96
MW243	5229-96	MW244	5521-97	MW245	5758-97
MW243	5269-97	MW244	5566-98	MW245	5811-96
MW243	5335-97	MW244	5580-97	MW245	5868-96
MW243	5377-98	MW244	5642-98	MW245	5922-96
MW243	5400-96	MW244	5661-98	MW245	6013-96
MW243	5413-97	MW244	5665-97	MW245	6048-96
MW243	5520-97	MW244	5667-96	MW245	6170-96
MW243	5565-98	MW244	5757-97	MW245	6258-96
MW243	5579-97	MW244	5810-96	MW245	6314-96
MW243	5641-98	MW244	5867-96	MW245	6401-96
MW243	5660-98	MW244	5921-96	MW245	7130-95

Table 2.2 Samples used in the GWOU BHHRA listed by hydrogeological unit (continued)

HU5 (continued)		HU5 (continued)		HU5 (continued)	
Station Name	Sample ID	Station Name	Sample ID	Station Name	Sample ID
MW245	7254-95	MW249	5182-97	MW250	5342-97
MW245	7385-95	MW249	5203-98	MW250	5384-98
MW245	7944-95	MW249	5250-96	MW250	5420-97
MW248	5049-97	MW249	5275-97	MW250	5428-96
MW248	5124-97	MW249	5341-97	MW250	5449-98
MW248	5181-97	MW249	5383-98	MW250	5490-98
MW248	5202-98	MW249	5419-97	MW250	5527-97
MW248	5246-96	MW249	5424-96	MW250	5573-98
MW248	5274-97	MW249	5526-97	MW250	5586-97
MW248	5340-97	MW249	5572-98	MW250	5648-98
MW248	5382-97	MW249	5585-97	MW250	5667-98
MW248	5382-98	MW249	5647-98	MW250	5671-97
MW248	5418-97	MW249	5666-98	MW250	5691-96
MW248	5420-96	MW249	5670-97	MW250	5763-97
MW248	5525-97	MW249	5687-96	MW250	5816-96
MW248	5571-98	MW249	5762-97	MW250	5873-96
MW248	5584-97	MW249	5815-96	MW250	5927-96
MW248	5646-98	MW249	5872-96	MW250	6018-96
MW248	5665-98	MW249	5926-96	MW250	6053-96
MW248	5669-97	MW249	6017-96	MW250	6087-95
MW248	5683-96	MW249	6052-96	MW250	6175-96
MW248	5761-97	MW249	6083-95	MW250	6187-95
MW248	5814-96	MW249	6174-96	MW250	6263-96
MW248	5871-96	MW249	6183-95	MW250	6319-96
MW248	5925-96	MW249	6262-96	MW250	6406-96
MW248	6016-96	MW249	6318-96	MW250	6520-95
MW248	6051-96	MW249	6405-96	MW250	7150-95
MW248	6079-95	MW249	6516-95	MW250	7274-95
MW248	6173-96	MW249	7146-95	MW250	7405-95
MW248	6176-96	MW249	7270-95	MW250	7964-95
MW248	6179-95	MW249	7401-95	MW250	8080-95
MW248	6261-96	MW249	7960-95	MW250	8209-95
MW248	6317-96	MW249	8076-95	MW255	5173-98
MW248	6402-95	MW249	8205-95	MW255	5188-97
MW248	6404-96	MW250	5051-97	MW255	5352-98
MW248	6512-95	MW250	5104-98	MW255	5383-97
MW248	7142-95	MW250	5126-97	MW255	5428-97
MW248	7266-95	MW250	5183-97	MW255	5521-95
MW248	7397-95	MW250	5188-96	MW255	5563-96
MW248	7956-95	MW250	5204-98	MW255	5577-98
MW248	8072-95	MW250	5205-98	MW255	5643-97
MW248	8201-95	MW250	5269-98	MW255	5734-98
MW249	5050-97	MW250	5276-97	MW255	5840-97
MW249	5125-97	MW250	5303-98	MW255	5947-96

Table 2.2 Samples used in the GWOU BHHRA listed by hydrogeological unit (continued)

HU5 (continued)		HU5 (continued)		HU5 (continued)	
Station Name	Sample ID	Station Name	Sample ID	Station Name	Sample ID
MW255	6129-96	MW260	5161-97	MW263	5035-98
MW255	6379-96	MW260	5164-98	MW263	5106-96
MW255	6532-95	MW260	5343-98	MW263	5239-98
MW255	7292-95	MW260	5398-97	MW263	5250-97
MW255	8221-95	MW260	5537-95	MW263	5294-95
MW256	5174-98	MW260	5579-96	MW263	5425-98
MW256	5189-97	MW260	5635-97	MW263	5491-97
MW256	5353-98	MW260	5718-98	MW263	5514-96
MW256	5429-97	MW260	5832-97	MW263	5607-98
MW256	5525-95	MW260	5951-96	MW263	5721-97
MW256	5567-96	MW260	6133-96	MW263	5753-96
MW256	5578-98	MW260	6370-96	MW263	5974-96
MW256	5644-97	MW260	6548-95	MW263	5982-96
MW256	5735-98	MW260	8237-95	MW263	5991-95
MW256	5841-97	MW261	5162-97	MW263	6207-96
MW256	5948-96	MW261	5165-98	MW263	6761-95
MW256	6130-96	MW261	5344-98	MW263	7012-94
MW256	6380-96	MW261	5399-97	MW263	7597-95
MW256	6536-95	MW261	5541-95	MW264	5011-97
MW256	8225-95	MW261	5583-96	MW264	5015-97
MW257	5529-95	MW261	5636-97	MW264	5036-98
MW257	5571-96	MW261	5719-98	MW264	5110-96
MW257	5949-96	MW261	5833-97	MW264	5240-98
MW257	6131-96	MW261	5952-96	MW264	5251-97
MW257	6369-96	MW261	6134-96	MW264	5298-95
MW257	6540-95	MW261	6371-96	MW264	5426-98
MW257	8229-95	MW261	6552-95	MW264	5492-97
MW258	5175-98	MW261	8241-95	MW264	5515-96
MW258	5190-97	MW262	5163-97	MW264	5608-98
MW258	5354-98	MW262	5166-98	MW264	5722-97
MW258	5430-97	MW262	5345-98	MW264	5757-96
MW258	5533-95	MW262	5384-97	MW264	5975-96
MW258	5575-96	MW262	5385-97	MW264	5995-95
MW258	5579-98	MW262	5400-97	MW264	6208-96
MW258	5645-97	MW262	5545-95	MW264	6765-95
MW258	5736-98	MW262	5587-96	MW264	7016-94
MW258	5842-97	MW262	5637-97	MW264	7601-95
MW258	5950-96	MW262	5720-98	MW265	5012-97
MW258	6132-96	MW262	5834-97	MW265	5037-98
MW258	6381-96	MW262	5953-96	MW265	5114-96
MW258	6544-95	MW262	6135-96	MW265	5241-98
MW258	7293-95	MW262	6372-96	MW265	5252-97
MW258	7423-95	MW262	8245-95	MW265	5302-95
MW258	8233-95	MW263	5010-97	MW265	5427-98

Table 2.2 Samples used in the GWOU BHHRA listed by hydrogeological unit (continued)

HU5 (continued)		HU5 (continued)		HU5 (continued)	
Station Name	Sample ID	Station Name	Sample ID	Station Name	Sample ID
MW265	5493-97	MW267	5612-98	MW270	5732-97
MW265	5516-96	MW267	5725-97	MW270	6226-95
MW265	5609-98	MW267	5726-97	MW270	6236-96
MW265	5723-97	MW267	5769-96	MW270	7324-95
MW265	5761-96	MW267	5978-96	MW271	5047-98
MW265	5773-96	MW267	6007-95	MW271	5067-97
MW265	5976-96	MW267	6011-95	MW271	5247-98
MW265	5999-95	MW267	6211-96	MW271	5285-97
MW265	6209-96	MW267	6777-95	MW271	5343-95
MW265	6769-95	MW267	7028-94	MW271	5438-98
MW265	7020-94	MW267	7613-95	MW271	5502-97
MW265	7605-95	MW268	5044-98	MW271	5619-98
MW266	5013-97	MW268	5064-97	MW271	5733-97
MW266	5038-98	MW268	5244-98	MW271	6230-95
MW266	5118-96	MW268	5282-97	MW271	6237-96
MW266	5242-98	MW268	5331-95	MW271	7325-95
MW266	5253-97	MW268	5435-98	MW272	5048-98
MW266	5306-95	MW268	5499-97	MW272	5068-97
MW266	5428-98	MW268	5616-98	MW272	5248-98
MW266	5494-97	MW268	5730-97	MW272	5286-97
MW266	5517-96	MW268	6218-95	MW272	5347-95
MW266	5610-98	MW268	6234-96	MW272	5439-98
MW266	5724-97	MW268	7322-95	MW272	5503-97
MW266	5765-96	MW269	5045-98	MW272	5620-98
MW266	5977-96	MW269	5065-97	MW272	5734-97
MW266	6003-95	MW269	5245-98	MW272	6234-95
MW266	6210-96	MW269	5283-97	MW272	6238-96
MW266	6212-96	MW269	5335-95	MW272	7326-95
MW266	6773-95	MW269	5436-98	MW273	5049-98
MW266	7024-94	MW269	5500-97	MW273	5069-97
MW266	7609-95	MW269	5617-98	MW273	5249-98
MW267	5014-97	MW269	5731-97	MW273	5287-97
MW267	5039-98	MW269	6222-95	MW273	5351-95
MW267	5040-98	MW269	6235-96	MW273	5440-98
MW267	5122-96	MW269	6244-96	MW273	5504-97
MW267	5126-96	MW269	7323-95	MW273	5621-98
MW267	5243-98	MW270	5046-98	MW273	5735-97
MW267	5254-97	MW270	5066-97	MW273	6238-95
MW267	5310-95	MW270	5246-98	MW273	6239-96
MW267	5429-98	MW270	5284-97	MW273	7327-95
MW267	5495-97	MW270	5339-95	MW274	5050-98
MW267	5518-96	MW270	5437-98	MW274	5070-97
MW267	5519-96	MW270	5501-97	MW274	5250-98
MW267	5611-98	MW270	5618-98	MW274	5288-97

Table 2.2 Samples used in the GWOU BHHRA listed by hydrogeological unit (continued)

HU5 (continued)		HU5 (continued)		HU5 (continued)	
Station Name	Sample ID	Station Name	Sample ID	Station Name	Sample ID
MW274	5355-95	MW277	5291-97	MW288	5433-97
MW274	5441-98	MW277	5367-95	MW288	5546-98
MW274	5505-97	MW277	5445-98	MW288	5648-97
MW274	5622-98	MW277	5509-97	MW288	5739-98
MW274	5736-97	MW277	5626-98	MW288	5845-97
MW274	6240-96	MW277	5740-97	MW288	6116-96
MW274	6242-95	MW277	6243-96	MW288	6384-96
MW274	7328-95	MW277	6254-95	MW291	50037MW291090
MW275	5051-98	MW277	6258-95	MW291	50037MW291W065
MW275	5071-97	MW277	7331-95	MW291	50037MW291W070
MW275	5251-98	MW283	50037MW283W074	MW291	50037MW291W075
MW275	5289-97	MW283	5176-98	MW291	50037MW291W080
MW275	5359-95	MW283	5177-98	MW291	50037MW291W080D
MW275	5442-98	MW283	5191-97	MW291	50037MW291W085
MW275	5443-98	MW283	5355-98	MW291	50037MW291W095
MW275	5506-97	MW283	5431-97	MW291	5180-98
MW275	5507-97	MW283	5544-98	MW291	5194-97
MW275	5623-98	MW283	5646-97	MW291	5198-97
MW275	5737-97	MW283	5737-98	MW291	5358-98
MW275	6241-96	MW283	5843-97	MW291	5434-97
MW275	6246-95	MW283	6114-96	MW291	5435-97
MW275	7329-95	MW283	6382-96	MW291	5547-98
MW276	5052-98	MW283	6412-96	MW291	5548-98
MW276	5053-98	MW284	50037MW284D074	MW291	5649-97
MW276	5072-97	MW284	50037MW284W069	MW291	5740-98
MW276	5073-97	MW284	50037MW284W074	MW291	5846-97
MW276	5252-98	MW284	50037MW284W079	MW291	6117-96
MW276	5253-98	MW284	50037MW284W084	MW291	6385-96
MW276	5290-97	MW284	50037MW284W089	MW292	5181-98
MW276	5292-97	MW284	50037MW284W094	MW292	5195-97
MW276	5363-95	MW284	5178-98	MW292	5359-98
MW276	5371-95	MW284	5192-97	MW292	5436-97
MW276	5444-98	MW284	5356-98	MW292	5549-98
MW276	5508-97	MW284	5432-97	MW292	5650-97
MW276	5624-98	MW284	5545-98	MW292	5741-98
MW276	5625-98	MW284	5647-97	MW292	5742-98
MW276	5738-97	MW284	5738-98	MW292	5847-97
MW276	5739-97	MW284	5844-97	MW292	5862-97
MW276	6242-96	MW284	6115-96	MW292	6118-96
MW276	6250-95	MW284	6383-96	MW292	6386-96
MW276	7330-95	MW288	50037MW288W083	MW293	50037MW293W070
MW277	5054-98	MW288	5179-98	MW293	5182-98
MW277	5074-97	MW288	5193-97	MW293	5196-97
MW277	5254-98	MW288	5357-98	MW293	5360-98

Table 2.2 Samples used in the GWOU BHHRA listed by hydrogeological unit (continued)

HU5 (continued)		HU5 (continued)		HU5 (continued)	
Station Name	Sample ID	Station Name	Sample ID	Station Name	Sample ID
MW293	5361-98	MW327	38-GW-327-01-F	MW330	10-GW-330-01-C
MW293	5437-97	MW327	38-GW-827-01-F	MW330	10-GW-330-01-F
MW293	5550-98	MW327	5224-98	MW330	5225-98
MW293	5651-97	MW327	5345-96	MW330	5349-96
MW293	5752-98	MW327	5573-95	MW330	5585-95
MW293	5848-97	MW327	5846-96	MW330	5847-96
MW293	6119-96	MW327	6075-96	MW330	6076-96
MW293	6387-96	MW327	6346-96	MW330	6347-96
MW294	50037MW294W058	MW327	6696-95	MW330	6708-95
MW294	50037MW294W063	MW327	7463-95	MW330	7545-95
MW294	50037MW294W068	MW328	38-GW-328-01-F	MW330	8367-95
MW294	50037MW294W077	MW328	5082-98	MW333	5076-97
MW294	50037MW294W083	MW328	5164-97	MW333	5084-98
MW294	50037MW294W088	MW328	5281-98	MW333	5140-98
MW294	5183-98	MW328	5401-97	MW333	5140-98FILT45
MW294	5197-97	MW328	5477-98	MW333	5140-98FILT5
MW294	5362-98	MW328	5577-95	MW333	5283-98
MW294	5438-97	MW328	5638-97	MW333	5479-98
MW294	5551-98	MW328	5682-98	MW333	5684-98
MW294	5652-97	MW328	5695-96	MW333	5688-97
MW294	5743-98	MW328	5781-97	MW333	5783-97
MW294	5849-97	MW328	5928-96	MW333	M33311
MW294	6120-96	MW328	6136-96	MW337	5077-97
MW294	6388-96	MW328	6373-96	MW337	5085-98
MW325	36-GW-325-01-F	MW328	6700-95	MW337	5141-98
MW325	36-GW-825-01-F	MW328	7537-95	MW337	5141-98FILT45
MW325	5222-98	MW328	8359-95	MW337	5141-98FILT5
MW325	5337-96	MW329	38-GW-329-01-F	MW337	5284-98
MW325	5565-95	MW329	5083-98	MW337	5480-98
MW325	5844-96	MW329	5165-97	MW337	5685-98
MW325	6073-96	MW329	5282-98	MW337	5689-97
MW325	6344-96	MW329	5402-97	MW337	5784-97
MW325	6688-95	MW329	5478-98	MW337	M33711
MW325	7455-95	MW329	5581-95	MW338	5078-97
MW326	36-GW-326-01-C	MW329	5639-97	MW338	5086-98
MW326	36-GW-326-01-F	MW329	5683-98	MW338	5142-98
MW326	5223-98	MW329	5699-96	MW338	5142-98FILT45
MW326	5341-96	MW329	5782-97	MW338	5142-98FILT5
MW326	5569-95	MW329	5929-96	MW338	5285-98
MW326	5845-96	MW329	6137-96	MW338	5481-98
MW326	6074-96	MW329	6374-96	MW338	5686-98
MW326	6345-96	MW329	6704-95	MW338	5690-97
MW326	6692-95	MW329	7541-95	MW338	5785-97
MW326	7459-95	MW329	8363-95	MW338	M33811

Table 2.2 Samples used in the GWOU BHHRA listed by hydrogeological unit (continued)

HU5 (continued)		HU5 (continued)		HU5 (continued)	
Station Name	Sample ID	Station Name	Sample ID	Station Name	Sample ID
MW339	5143-98	MW38	7262-93	MW43	4389-93
MW339	5143-98FILT45	MW39	4020-94	MW43	4500-93
MW339	5143-98FILT5	MW39	4033-93	MW43	4697-93
MW339	5286-98	MW39	4116-93	MW43	5082-94
MW339	5482-98	MW39	4640-93	MW43	5821-94
MW339	5687-98	MW39	4874-93	MW43	6158-93
MW339	M33911	MW39	5066-94	MW43	6942-93
MW340	5088-98	MW39	5805-94	MW44	4040-94
MW340	5144-98	MW39	5924-93	MW44	4053-93
MW340	5144-98FILT45	MW39	6926-93	MW44	4413-93
MW340	5144-98FILT5	MW39	7263-93	MW44	4501-93
MW340	5287-98	MW40	4024-94	MW44	4701-93
MW340	5483-98	MW40	4037-93	MW44	5086-94
MW340	5688-98	MW40	4117-93	MW44	5114-94
MW340	5692-97	MW40	4405-93	MW44	5825-94
MW340	5787-97	MW40	4669-93	MW44	6162-93
MW340	M34011	MW40	5070-94	MW44	6946-93
MW341	5721-98	MW40	5809-94	MW46	4459-93
MW342	5722-98	MW40	5928-93	MW48	4341-93
MW343	5723-98	MW40	6930-93	MW48	4467-93
MW344	5313-98	MW41	4028-94	MW48	4776-93
MW344	5499-98	MW41	4041-93	MW50	4231-93
MW344	5695-98	MW41	4118-93	MW51	4235-93
MW344	5710-98	MW41	4381-93	MW52	4239-93
MW352	MW352WA090C	MW41	4385-93	MW52	4777-93
MW352	MW352WA095C	MW41	4499-93	MW53	4243-93
MW352	MW352WA100C	MW41	4673-93	MW53	4778-93
MW352	MW352WA105C	MW41	5074-94	MW54	4247-93
MW353	MW353WA070C	MW41	5813-94	MW54	4779-93
MW353	MW353WA075C	MW41	5853-94	MW63	4255-93
MW353	MW353WA080C	MW41	5894-94	MW63	4387-94
MW353	MW353WD080C	MW41	5932-93	MW63	5021-93
MW38	4016-94	MW41	6934-93	MW63	5075-98
MW38	4029-93	MW42	4032-94	MW63	5129-97
MW38	4115-93	MW42	4045-93	MW63	5265-96
MW38	4397-93	MW42	4119-93	MW63	5274-98
MW38	4401-93	MW42	4409-93	MW63	5303-97
MW38	4498-93	MW42	4693-93	MW63	5379-94
MW38	4636-93	MW42	5078-94	MW63	5470-98
MW38	4877-93	MW42	5817-94	MW63	5542-97
MW38	5062-94	MW42	6154-93	MW63	5599-95
MW38	5801-94	MW42	6938-93	MW63	5705-98
MW38	5920-93	MW43	4036-94	MW63	5774-97
MW38	6922-93	MW43	4049-93	MW63	5852-96

Table 2.2 Samples used in the GWOU BHHRA listed by hydrogeological unit (continued)

HU5 (continued)		HU5 (continued)		HU5 (continued)	
Station Name	Sample ID	Station Name	Sample ID	Station Name	Sample ID
MW63	6087-96	MW66	1110205-27	MW66	1110505-045
MW63	6228-94	MW66	1110205-28	MW66	1110505-046
MW63	6276-96	MW66	1110205-29	MW66	1110505-047
MW63	6316-93	MW66	1110205-30	MW66	1110505-048
MW63	6576-95	MW66	1110205-31	MW66	1110505-049
MW63	6932-94	MW66	1110205-32	MW66	1110505-050
MW63	7352-93	MW66	1110205-33	MW66	1110505-051
MW63	7415-95	MW66	1110205-34	MW66	1110505-052
MW63	8269-95	MW66	1110205-35	MW66	4218-93
MW63	M06311	MW66	1110205-36	MW66	4267-93
MW65	4263-93	MW66	1110205-37	MW66	4316-94
MW65	4395-94	MW66	1110205-38	MW66	4543-93
MW65	5029-93	MW66	1110205-39	MW66	4584-94
MW65	5076-98	MW66	1110205-40	MW66	4586-93
MW65	5130-97	MW66	1110205-41	MW66	4587-93
MW65	5269-96	MW66	1110205-42	MW66	4588-93
MW65	5275-98	MW66	1110205-43	MW66	4589-93
MW65	5304-97	MW66	1110205-44	MW66	4590-93
MW65	5387-94	MW66	1110205-45	MW66	4591-93
MW65	5471-98	MW66	1110205-46	MW66	4592-93
MW65	5543-97	MW66	1110205-47	MW66	4593-93
MW65	5603-95	MW66	1110205-48	MW66	4594-93
MW65	5706-98	MW66	1110205-49	MW66	4595-93
MW65	5775-97	MW66	1110205-50	MW66	4596-93
MW65	5853-96	MW66	1110205-51	MW66	4597-93
MW65	6088-96	MW66	1110205-52	MW66	4598-93
MW65	6236-94	MW66	1110205-53	MW66	4599-93
MW65	6277-96	MW66	1110205-54	MW66	4600-93
MW65	6324-93	MW66	1110205-55	MW66	4601-93
MW65	6580-95	MW66	1110205-56	MW66	4602-93
MW65	6940-94	MW66	1110205-57	MW66	4603-93
MW65	7360-93	MW66	1110205-58	MW66	4604-93
MW65	7419-95	MW66	1110205-59	MW66	4605-93
MW65	8273-95	MW66	1110205-60	MW66	4627-93
MW65	M06511	MW66	1110205-61	MW66	4860-94
MW66	1110205-03	MW66	1110205-68	MW66	5017-93
MW66	1110205-04	MW66	1110205-69	MW66	5018-98
MW66	1110205-11	MW66	1110205-70	MW66	5048-99
MW66	1110205-21	MW66	1110205-71	MW66	5052-97
MW66	1110205-22	MW66	1110205-72	MW66	5056-99
MW66	1110205-23	MW66	1110205-73	MW66	5095-98
MW66	1110205-24	MW66	1110205-74	MW66	5127-97
MW66	1110205-25	MW66	1110205-75	MW66	5147-94
MW66	1110205-26	MW66	1110205-76	MW66	5184-97

Table 2.2 Samples used in the GWOU BHHRA listed by hydrogeological unit (continued)

HU5 (continued)		HU5 (continued)		HU5 (continued)	
Station Name	Sample ID	Station Name	Sample ID	Station Name	Sample ID
MW66	5206-98	MW66	6864-93	MW84	5131-95
MW66	5254-96	MW66	7047-94	MW84	5196-95
MW66	5265-98	MW66	7168-95	MW84	5225-97
MW66	5278-97	MW66	7188-95	MW84	5343-93
MW66	5302-94	MW66	7196-94	MW84	5401-98
MW66	5304-98	MW66	7226-93	MW84	5464-97
MW66	5321-97	MW66	7333-95	MW84	5694-97
MW66	5354-96	MW66	7684-93	MW84	5702-93
MW66	5370-97	MW66	7892-95	MW84	5706-95
MW66	5385-98	MW66	7962-93	MW84	5768-93
MW66	5407-95	MW66	8011-95	MW84	5768-95
MW66	5421-97	MW66	8029-93	MW84	5833-95
MW66	5450-98	MW66	8030-93	MW84	5834-93
MW66	5491-98	MW66	8031-93	MW84	5886-96
MW66	5509-95	MW66	8032-93	MW84	5895-94
MW66	5528-97	MW66	8381-95	MW84	5898-95
MW66	5540-98	MW66	M06611	MW84	5900-96
MW66	5568-97	MW67	4271-93	MW84	5983-96
MW66	5598-93	MW67	5148-98	MW84	5985-94
MW66	5599-96	MW67	5148-98FILT45	MW84	6000-96
MW66	5607-95	MW67	5148-98FILT5	MW84	6014-93
MW66	5627-98	MW67	M06711	MW84	6078-94
MW66	5653-94	MW68	4220-93	MW84	6192-93
MW66	5653-97	MW68	4275-93	MW84	6216-96
MW66	5696-95	MW68	4332-94	MW84	6397-94
MW66	5703-98	MW68	4553-93	MW84	6794-95
MW66	5727-98	MW68	5171-94	MW84	6863-95
MW66	5741-97	MW68	5186-93	MW84	6932-95
MW66	5798-96	MW68	6010-94	MW84	6989-93
MW66	5808-97	MW68	6288-93	MW84	7001-95
MW66	5836-97	MW68	6853-94	MW84	7121-93
MW66	5854-96	MW68	7230-93	MW84	7425-93
MW66	5904-96	MW84	4082-94	MW84	7600-93
MW66	6019-96	MW84	4149-94	MW84	7629-95
MW66	6035-96	MW84	4160-93	MW84	7696-95
MW66	6115-95	MW84	4448-94	MW84	7764-95
MW66	6154-96	MW84	4514-94	MW84	7832-95
MW66	6245-96	MW84	4826-93	MW86	4090-94
MW66	6271-93	MW84	4927-93	MW86	4157-94
MW66	6294-95	MW84	5000-95	MW86	4168-93
MW66	6301-96	MW84	5003-98	MW86	4456-94
MW66	6407-96	MW84	5009-96	MW86	4522-94
MW66	6448-95	MW84	5019-97	MW86	4834-93
MW66	6554-93	MW84	5065-95	MW86	4935-93

Table 2.2 Samples used in the GWOU BHHRA listed by hydrogeological unit (continued)

HU5 (continued)		HU5 (continued)		HU5 (continued)	
Station Name	Sample ID	Station Name	Sample ID	Station Name	Sample ID
MW86	5005-98	MW87	4460-94	MW87	7844-95
MW86	5008-95	MW87	4526-94	MW89	4102-94
MW86	5017-96	MW87	4838-93	MW89	4169-94
MW86	5021-97	MW87	4939-93	MW89	4180-93
MW86	5073-95	MW87	5006-98	MW89	4468-94
MW86	5139-95	MW87	5012-95	MW89	4534-94
MW86	5204-95	MW87	5021-96	MW89	4846-93
MW86	5227-97	MW87	5022-97	MW89	4947-93
MW86	5351-93	MW87	5077-95	MW89	5008-98
MW86	5403-98	MW87	5143-95	MW89	5016-95
MW86	5466-97	MW87	5208-95	MW89	5024-97
MW86	5696-97	MW87	5228-97	MW89	5029-96
MW86	5708-97	MW87	5355-93	MW89	5081-95
MW86	5710-93	MW87	5404-98	MW89	5147-95
MW86	5714-95	MW87	5444-94	MW89	5212-95
MW86	5776-93	MW87	5467-97	MW89	5230-97
MW86	5776-95	MW87	5697-97	MW89	5363-93
MW86	5841-95	MW87	5714-93	MW89	5406-98
MW86	5842-93	MW87	5718-95	MW89	5469-97
MW86	5888-96	MW87	5780-93	MW89	5699-97
MW86	5903-94	MW87	5780-95	MW89	5722-93
MW86	5906-95	MW87	5845-95	MW89	5722-95
MW86	5985-96	MW87	5846-93	MW89	5784-95
MW86	6022-93	MW87	5889-96	MW89	5788-93
MW86	6086-94	MW87	5907-94	MW89	5849-95
MW86	6200-93	MW87	5910-95	MW89	5854-93
MW86	6218-96	MW87	5986-96	MW89	5891-96
MW86	6320-94	MW87	6026-93	MW89	5914-95
MW86	6405-94	MW87	6090-94	MW89	5915-94
MW86	6802-95	MW87	6204-93	MW89	5988-96
MW86	6871-95	MW87	6219-96	MW89	6034-93
MW86	6940-95	MW87	6324-94	MW89	6098-94
MW86	6997-93	MW87	6409-94	MW89	6212-93
MW86	7009-95	MW87	6806-95	MW89	6221-96
MW86	7129-93	MW87	6875-95	MW89	6230-96
MW86	7433-93	MW87	6944-95	MW89	6332-94
MW86	7608-93	MW87	7001-93	MW89	6417-94
MW86	7637-95	MW87	7013-95	MW89	6814-95
MW86	7704-95	MW87	7133-93	MW89	6883-95
MW86	7772-95	MW87	7437-93	MW89	6952-95
MW86	7840-95	MW87	7612-93	MW89	7009-93
MW87	4094-94	MW87	7641-95	MW89	7021-95
MW87	4161-94	MW87	7708-95	MW89	7141-93
MW87	4172-93	MW87	7776-95	MW89	7445-93

Table 2.2 Samples used in the GWOU BHHRA listed by hydrogeological unit (continued)

HU5 (continued)		HU5 (continued)		HU5 (continued)	
Station Name	Sample ID	Station Name	Sample ID	Station Name	Sample ID
MW89	7620-93	MW90	6956-95	MW92	6429-94
MW89	7649-95	MW90	7013-93	MW92	6826-95
MW89	7716-95	MW90	7025-95	MW92	6895-95
MW89	7784-95	MW90	7145-93	MW92	6964-95
MW89	7852-95	MW90	7449-93	MW92	7021-93
MW90	4106-94	MW90	7624-93	MW92	7033-95
MW90	4173-94	MW90	7720-95	MW92	7153-93
MW90	4184-93	MW90	7788-95	MW92	7457-93
MW90	4472-94	MW90	7856-95	MW92	7632-93
MW90	4538-94	MW92	4115-94	MW92	7728-95
MW90	4791-93	MW92	4181-94	MW92	7796-95
MW90	4951-93	MW92	4192-93	MW92	7864-95
MW90	5009-98	MW92	4196-93	MW93	4119-94
MW90	5020-95	MW92	4480-94	MW93	4185-94
MW90	5025-97	MW92	4546-94	MW93	4484-94
MW90	5033-96	MW92	4799-93	MW93	4550-94
MW90	5085-95	MW92	4959-93	MW93	4803-93
MW90	5151-95	MW92	5011-98	MW93	4963-93
MW90	5216-95	MW92	5027-97	MW93	5012-98
MW90	5231-97	MW92	5028-95	MW93	5028-97
MW90	5367-93	MW92	5041-96	MW93	5032-95
MW90	5407-98	MW92	5093-95	MW93	5045-96
MW90	5445-94	MW92	5159-95	MW93	5097-95
MW90	5470-97	MW92	5224-95	MW93	5163-95
MW90	5700-97	MW92	5233-97	MW93	5191-95
MW90	5726-93	MW92	5375-93	MW93	5228-95
MW90	5726-95	MW92	5409-98	MW93	5234-97
MW90	5788-95	MW92	5472-97	MW93	5237-97
MW90	5792-93	MW92	5702-97	MW93	5379-93
MW90	5853-95	MW92	5734-93	MW93	5410-98
MW90	5858-93	MW92	5734-95	MW93	5473-97
MW90	5892-96	MW92	5796-95	MW93	5703-97
MW90	5918-95	MW92	5800-93	MW93	5738-93
MW90	5919-94	MW92	5861-95	MW93	5738-95
MW90	5989-96	MW92	5866-93	MW93	5800-95
MW90	6048-93	MW92	5894-96	MW93	5804-93
MW90	6102-94	MW92	5926-95	MW93	5865-95
MW90	6216-93	MW92	5927-94	MW93	5870-93
MW90	6222-96	MW92	5991-96	MW93	5885-95
MW90	6369-94	MW92	6056-93	MW93	5895-96
MW90	6382-94	MW92	6110-94	MW93	5930-95
MW90	6421-94	MW92	6224-93	MW93	5931-94
MW90	6818-95	MW92	6224-96	MW93	5992-96
MW90	6887-95	MW92	6340-94	MW93	6060-93

Table 2.2 Samples used in the GWOU BHHRA listed by hydrogeological unit (continued)

HU5 (continued)		HU5 (continued)		HU5 (continued)	
Station Name	Sample ID	Station Name	Sample ID	Station Name	Sample ID
MW93	6114-94	MW95	5878-93	MW98	7427-95
MW93	6225-96	MW95	5897-96	MW98	7854-93
MW93	6228-93	MW95	5938-95	MW98	8277-95
MW93	6348-94	MW95	5939-94	MW99	4693-94
MW93	6433-94	MW95	5994-96	MW99	5154-98
MW93	6830-95	MW95	6068-93	MW99	5310-93
MW93	6899-95	MW95	6122-94	MW99	5333-98
MW93	6919-95	MW95	6227-96	MW99	5388-97
MW93	6968-95	MW95	6236-93	MW99	5509-94
MW93	7025-93	MW95	6356-94	MW99	5524-96
MW93	7037-95	MW95	6441-94	MW99	5615-95
MW93	7157-93	MW95	6838-95	MW99	5625-97
MW93	7461-93	MW95	6850-95	MW99	5708-98
MW93	7636-93	MW95	6907-95	MW99	5822-97
MW93	7732-95	MW95	6976-95	MW99	5935-96
MW93	7800-95	MW95	7033-93	MW99	6156-96
MW93	7820-95	MW95	7045-95	MW99	6575-93
MW93	7868-95	MW95	7165-93	MW99	6588-95
MW95	4127-94	MW95	7469-93	MW99	6636-94
MW95	4193-94	MW95	7644-93	MW99	7268-94
MW95	4204-93	MW95	7740-95	MW99	7435-95
MW95	4492-94	MW95	7808-95	MW99	7858-93
MW95	4562-94	MW95	7876-95	MW99	8281-95
MW95	4811-93	MW95	7888-95	P4-A2	1110101-0686
MW95	4971-93	MW98	4689-94	P4-A2	1110101-0687
MW95	5014-98	MW98	5150-97	P4-A2	1110101-0692
MW95	5030-97	MW98	5153-98	P4-A3	1110101-0711
MW95	5040-95	MW98	5240-94	P4-A3	1110101-0712
MW95	5053-96	MW98	5306-93	P4-A3	1110101-0713
MW95	5105-95	MW98	5332-98	P4-B3	1110101-0717
MW95	5171-95	MW98	5387-97	P4-B3	1110101-0718
MW95	5236-95	MW98	5505-94	P4-B4	1110101-0730
MW95	5236-97	MW98	5520-96	P4-B4	1110101-0731
MW95	5256-95	MW98	5611-95	P4-B4	1110101-0732
MW95	5387-93	MW98	5624-97	P4-B5	1110101-0735
MW95	5412-98	MW98	5707-98	P4-B5	1110101-0736
MW95	5475-97	MW98	5821-97	P4-B5	1110101-0737
MW95	5705-97	MW98	5934-96	P4-B5	1110101-0738
MW95	5746-93	MW98	6155-96	P4-C10	1110101-0751
MW95	5746-95	MW98	6356-96	P4-C10	1110101-0752
MW95	5758-95	MW98	6571-93	P4-C10	1110101-0753
MW95	5808-95	MW98	6584-95	P4-C2	1110101-0756
MW95	5812-93	MW98	6632-94	P4-C2	1110101-0757
MW95	5873-95	MW98	7264-94	P4-C4	1110101-0266

Table 2.2 Samples used in the GWOU BHHRA listed by hydrogeological unit (continued)

HU5 (continued)		HU5 (continued)		HU5 (continued)	
Station Name	Sample ID	Station Name	Sample ID	Station Name	Sample ID
P4-C4	1110101-0267	P4-E2	1110101-0295	P4-G11	1110101-0775
P4-C4	1110101-0268	P4-E2	1110101-0296	P4-G11	1110101-0777
P4-C5	1110101-0241	P4-E4	1110101-0285	P4-G11	1110101-0778
P4-C5	1110101-0245	P4-E4	1110101-0286	P4-G12	1110101-0820
P4-C5	1110101-0246	P4-E4	1110101-0287	P4-G12	1110101-0821
P4-C5	1110101-0247	P4-E4	1110101-0292	P4-G12	1110101-0822
P4-C7	1110101-0655	P4-E6	1110101-0273	P4-G12	1110101-0823
P4-C7	1110101-0656	P4-E6	1110101-0274	P4-G2	1110101-0320
P4-C7	1110101-0657	P4-E6	1110101-0275	P4-G2	1110101-0321
P4-C7	1110101-0658	P4-E7	1110101-0760	P4-G2	1110101-0322
P4-C9	1110101-0637	P4-E7	1110101-0761	P4-G2	1110101-0323
P4-C9	1110101-0638	P4-E7	1110101-0762	P4-G3	1110101-0329
P4-C9	1110101-0639	P4-E8	1110101-0836	P4-G3	1110101-0330
P4-D10	1110101-0231	P4-E8	1110101-0837	P4-G5	1110101-0342
P4-D10	1110101-0232	P4-F1	1110101-0871	P4-G5	1110101-0347
P4-D10	1110101-0233	P4-F1	1110101-0872	P4-G5	1110101-0348
P4-D11	1110101-0622	P4-F1	1110101-0873	P4-G5	1110101-0351
P4-D11	1110101-0623	P4-F1	1110101-0874	P4-G7	1110101-0770
P4-D12A	1110101-0666	P4-F2	1110101-0831	P4-G7	1110101-0771
P4-D12A	1110101-0667	P4-F2	1110101-0832	P4-G8	1110101-0372
P4-D12A	1110101-0668	P4-F2	1110101-0833	P4-G8	1110101-0373
P4-D12A	1110101-0669	P4-F2	1110101-0834	P4-G9	1110101-0377
P4-D4	1110101-0632	P4-F3	1110101-0392	P4-G9	1110101-0378
P4-D4	1110101-0633	P4-F3	1110101-0397	P4-H5	1110101-0792
P4-D4	1110101-0634	P4-F3	1110101-0398	P4-H5	1110101-0793
P4-D5	1110101-0695	P4-F4	1110101-0882	P4-H6	1110101-0768
P4-D5	1110101-0696	P4-F4	1110101-0883	P4-H6	1110101-0769
P4-D5	1110101-0697	P4-F4	1110101-0884	P4-H7	1110101-0785
P4-D6	1110101-0601	P4-F5	1110101-0827	P4-H7	1110101-0786
P4-D6	1110101-0602	P4-F5	1110101-0828	P4-H7	1110101-0787
P4-D6	1110101-0606	P4-F6	1110101-0356	PZ117	1110101-0390
P4-D7	1110101-0206	P4-F6	1110101-0357	PZ118	1110101-0388
P4-D7	1110101-0207	P4-F6	1110101-0368	PZ287	50037MW287W068
P4-D7	1110101-0208	P4-F7	1110101-0382	PZ287	50037MW287W078
P4-D8	1110101-0213	P4-F7	1110101-0383	PZ287	50037MW287W083
P4-D8	1110101-0214	P4-F7	1110101-0384	PZ287	50037MW287W088
P4-D8	1110101-0226	P4-F7	1110101-0385	PZ287	50037MW287W093
P4-D9	1110101-0612	P4-F8	1110101-0797	PZ289	50037PZ289W088
P4-D9	1110101-0613	P4-F8	1110101-0798	R10	4001-93
P4-E1	1110101-0888	P4-F8	1110101-0799	R10	4107-93
P4-E1	1110101-0889	P4-F8	1110101-0800	R10	4125-93
P4-E1	1110101-0890	P4-G1	1110101-0334	R10	4148-93
P4-E1	1110101-0891	P4-G1	1110101-0335	R10	4223-93
P4-E2	1110101-0294	P4-G1	1110101-0336	R10	4310-93

Table 2.2 Samples used in the GWOU BHHRA listed by hydrogeological unit (continued)

HU5 (continued)		HU5 (continued)		HU5 (continued)	
Station Name	Sample ID	Station Name	Sample ID	Station Name	Sample ID
R10	4345-93	R10	7950-93	R12	5266-93
R10	4345-94	R10	8005-93	R12	5353-96
R10	4428-93	R10	8018-93	R12	5396-93
R10	4443-93	R10	8053-93	R12	5508-93
R10	4490-93	R10	8054-93	R12	5508-98
R10	4510-93	R10	8070-93	R12	5596-97
R10	4531-93	R105	6744-94	R12	5613-93
R10	4558-93	R112	4363-93	R12	5686-93
R10	4657-93	R112	4757-93	R12	5894-93
R10	4712-93	R112	5331-93	R12	6104-96
R10	4743-93	R112	6645-93	R12	6132-93
R10	4763-93	R112	7285-93	R12	6266-93
R10	4782-93	R112	7993-93	R12	6308-93
R10	4913-93	R113	4219-93	R12	6357-93
R10	5059-93	R113	4440-93	R12	6412-93
R10	5101-93	R114	5123-98	R12	6515-93
R10	5263-93	R114	5456-97	R12	6549-93
R10	5393-93	R114	5519-98	R12	6653-93
R10	5505-93	R114	5621-97	R12	6828-93
R10	5610-93	R114	7291-95	R12	6829-93
R10	5683-93	R12	4004-93	R12	6843-93
R10	5891-93	R12	4110-93	R12	6896-93
R10	6129-93	R12	4128-93	R12	7060-93
R10	6263-93	R12	4151-93	R12	7173-95
R10	6305-93	R12	4226-93	R12	7211-93
R10	6354-93	R12	4258-94	R12	7271-93
R10	6409-93	R12	4320-93	R12	7326-93
R10	6505-93	R12	4348-93	R12	7347-93
R10	6546-93	R12	4431-93	R12	7496-93
R10	6650-93	R12	4446-93	R12	7593-93
R10	6825-93	R12	4493-93	R12	7594-93
R10	6840-93	R12	4513-93	R12	7676-93
R10	6893-93	R12	4534-93	R12	7941-93
R10	7057-93	R12	4561-93	R12	7953-93
R10	7157-95	R12	4660-93	R12	8008-93
R10	7208-93	R12	4715-93	R12	8021-93
R10	7268-93	R12	4746-93	R12	8059-93
R10	7320-93	R12	4766-93	R12	8076-93
R10	7321-93	R12	4785-93	R13	4007-93
R10	7341-93	R12	4923-93	R13	4113-93
R10	7492-93	R12	5062-93	R13	4131-93
R10	7578-93	R12	5088-97	R13	4154-93
R10	7673-93	R12	5104-93	R13	4229-93
R10	7938-93	R12	5112-98	R13	4312-93

Table 2.2 Samples used in the GWOU BHHRA listed by hydrogeological unit (continued)

HU5 (continued)		HU5 (continued)		HU5 (continued)	
Station Name	Sample ID	Station Name	Sample ID	Station Name	Sample ID
R13	4351-93	R13	7329-93	R14	5895-93
R13	4351-94	R13	7350-93	R14	6105-96
R13	4361-94	R13	7499-93	R14	6133-93
R13	4434-93	R13	7580-93	R14	6267-93
R13	4449-93	R13	7680-93	R14	6309-93
R13	4496-93	R13	7945-93	R14	6358-93
R13	4516-93	R13	7956-93	R14	6413-93
R13	4537-93	R13	7957-93	R14	6516-93
R13	4564-93	R13	8011-93	R14	6550-93
R13	4663-93	R13	8024-93	R14	6654-93
R13	4718-93	R13	8062-93	R14	6844-93
R13	4749-93	R13	8079-93	R14	6897-93
R13	4769-93	R14	4005-93	R14	7061-93
R13	4788-93	R14	4111-93	R14	7174-95
R13	4915-93	R14	4129-93	R14	7212-93
R13	5065-93	R14	4152-93	R14	7272-93
R13	5089-97	R14	4227-93	R14	7327-93
R13	5107-93	R14	4259-94	R14	7348-93
R13	5113-98	R14	4321-93	R14	7497-93
R13	5269-93	R14	4349-93	R14	7595-93
R13	5399-93	R14	4432-93	R14	7677-93
R13	5455-96	R14	4447-93	R14	7678-93
R13	5509-98	R14	4494-93	R14	7942-93
R13	5511-93	R14	4514-93	R14	7954-93
R13	5597-97	R14	4535-93	R14	8009-93
R13	5616-93	R14	4562-93	R14	8022-93
R13	5689-93	R14	4661-93	R14	8060-93
R13	5897-93	R14	4716-93	R14	8077-93
R13	6101-96	R14	4747-93	R19	4006-93
R13	6135-93	R14	4767-93	R19	4112-93
R13	6269-93	R14	4786-93	R19	4130-93
R13	6311-93	R14	4924-93	R19	4153-93
R13	6360-93	R14	5063-93	R19	4228-93
R13	6415-93	R14	5090-97	R19	4260-94
R13	6507-93	R14	5105-93	R19	4265-94
R13	6552-93	R14	5114-98	R19	4322-93
R13	6656-93	R14	5267-93	R19	4350-93
R13	6831-93	R14	5358-96	R19	4433-93
R13	6846-93	R14	5397-93	R19	4448-93
R13	6899-93	R14	5509-93	R19	4495-93
R13	7063-93	R14	5510-98	R19	4515-93
R13	7159-95	R14	5598-97	R19	4536-93
R13	7214-93	R14	5614-93	R19	4563-93
R13	7274-93	R14	5687-93	R19	4662-93

Table 2.2 Samples used in the GWOU BHHRA listed by hydrogeological unit (continued)

HU5 (continued)		HU5 (continued)		HU5 (continued)	
Station Name	Sample ID	Station Name	Sample ID	Station Name	Sample ID
R19	4717-93	R19	8078-93	R2	5812-97
R19	4748-93	R2	4217-93	R2	5848-96
R19	4768-93	R2	4307-93	R2	5853-97
R19	4787-93	R2	4355-94	R2	5959-96
R19	4925-93	R2	5053-99	R2	6020-96
R19	5064-93	R2	5056-97	R2	6089-96
R19	5091-97	R2	5058-98	R2	6099-95
R19	5106-93	R2	5071-98	R2	6138-96
R19	5115-98	R2	5082-97	R2	6157-94
R19	5268-93	R2	5205-97	R2	6158-94
R19	5359-96	R2	5209-97	R2	6267-96
R19	5398-93	R2	5210-98	R2	6274-95
R19	5510-93	R2	5211-98	R2	6275-95
R19	5511-98	R2	5261-98	R2	6293-96
R19	5599-97	R2	5270-98	R2	6294-96
R19	5615-93	R2	5276-94	R2	6348-96
R19	5688-93	R2	5296-97	R2	6429-95
R19	5896-93	R2	5356-97	R2	6502-93
R19	6106-96	R2	5389-98	R2	6575-94
R19	6134-93	R2	5390-98	R2	6712-95
R19	6268-93	R2	5397-95	R2	6713-95
R19	6310-93	R2	5398-95	R2	7037-94
R19	6359-93	R2	5442-97	R2	7040-94
R19	6414-93	R2	5448-96	R2	7154-95
R19	6517-93	R2	5454-98	R2	7177-94
R19	6551-93	R2	5472-94	R2	7191-94
R19	6655-93	R2	5473-94	R2	7310-95
R19	6830-93	R2	5478-95	R2	7332-95
R19	6845-93	R2	5503-98	R2	7336-94
R19	6898-93	R2	5532-97	R2	7337-94
R19	7062-93	R2	5580-98	R2	7549-95
R19	7213-93	R2	5589-95	R2	7550-95
R19	7273-93	R2	5590-97	R2	7575-93
R19	7328-93	R2	5591-96	R2	7968-95
R19	7349-93	R2	5595-96	R2	8084-95
R19	7498-93	R2	5653-98	R2	8371-95
R19	7596-93	R2	5675-97	R2	8372-95
R19	7679-93	R2	5685-94	R20	5092-97
R19	7943-93	R2	5699-98	R20	5116-98
R19	7944-93	R2	5700-98	R20	5479-96
R19	7955-93	R2	5748-98	R20	5512-98
R19	8010-93	R2	5767-97	R20	5600-97
R19	8023-93	R2	5772-97	R20	6099-96
R19	8061-93	R2	5778-96	R21	4100-93

Table 2.2 Samples used in the GWOU BHHRA listed by hydrogeological unit (continued)

HU5 (continued)		HU5 (continued)		HU5 (continued)	
Station Name	Sample ID	Station Name	Sample ID	Station Name	Sample ID
R21	4313-93	R25	4868-93	R293	6855-93
R21	4503-93	R25	6145-93	R293	7281-95
R21	4721-93	R25	6850-93	R293	7313-95
R21	4916-93	R25	7928-93	R293	7982-95
R21	5093-97	R253	5288-94	R293	7983-95
R21	5117-98	R253	5487-95	R293	8086-95
R21	5456-96	R253	6155-94	R293	8374-95
R21	5513-98	R253	6441-95	R294	4008-93
R21	5523-93	R253	6511-93	R294	4114-93
R21	5601-97	R253	7163-95	R294	4132-93
R21	6100-96	R253	7189-94	R294	4155-93
R21	6105-93	R254	4317-93	R294	4205-94
R21	6363-93	R254	4920-93	R294	4206-94
R21	6834-93	R254	5488-95	R294	4230-93
R21	7160-95	R254	6156-94	R294	4323-93
R22	4360-93	R254	6442-95	R294	4352-93
R22	4753-93	R254	7164-95	R294	4435-93
R22	5327-93	R254	7190-94	R294	4450-93
R22	6540-93	R254	7585-93	R294	4497-93
R22	7281-93	R26	4314-93	R294	4517-93
R22	7989-93	R26	4754-93	R294	4538-93
R222	5493-95	R26	5328-93	R294	4565-93
R23	4261-94	R26	6509-93	R294	4664-93
R23	4871-93	R26	7161-95	R294	4668-94
R23	5094-97	R26	7282-93	R294	4671-94
R23	5118-98	R26	7990-93	R294	4719-93
R23	5360-96	R278	4365-93	R294	4750-93
R23	5514-98	R278	4759-93	R294	4770-93
R23	5602-97	R278	5300-93	R294	4789-93
R23	6107-96	R278	5609-97	R294	4849-94
R23	6148-93	R278	6542-93	R294	4850-94
R23	6854-93	R278	7289-93	R294	4853-94
R23	7177-95	R278	7997-93	R294	4854-94
R23	7927-93	R28	4142-93	R294	4926-93
R23	7936-93	R28	4476-93	R294	5054-99
R24	4359-93	R28	4867-93	R294	5058-97
R24	4752-93	R28	6144-93	R294	5059-98
R24	5326-93	R28	6849-93	R294	5060-97
R24	6539-93	R28	7929-93	R294	5060-98
R24	7280-93	R293	4146-93	R294	5066-93
R24	7987-93	R293	4480-93	R294	5084-97
R24	7988-93	R293	4872-93	R294	5086-97
R25	4143-93	R293	5611-97	R294	5108-93
R25	4477-93	R293	6149-93	R294	5108-98

Table 2.2 Samples used in the GWOU BHHRA listed by hydrogeological unit (continued)

HU5 (continued)		HU5 (continued)		HU5 (continued)	
Station Name	Sample ID	Station Name	Sample ID	Station Name	Sample ID
R294	5109-98	R294	5690-93	R294	7039-94
R294	5145-94	R294	5701-98	R294	7064-93
R294	5146-94	R294	5749-98	R294	7194-94
R294	5207-97	R294	5750-98	R294	7215-93
R294	5212-98	R294	5768-97	R294	7275-93
R294	5262-96	R294	5769-97	R294	7282-95
R294	5262-98	R294	5787-96	R294	7283-95
R294	5263-98	R294	5788-96	R294	7314-95
R294	5270-93	R294	5813-97	R294	7330-93
R294	5298-97	R294	5850-96	R294	7338-94
R294	5300-97	R294	5854-97	R294	7351-93
R294	5317-98	R294	5855-97	R294	7557-95
R294	5318-98	R294	5898-93	R294	7948-93
R294	5358-97	R294	5960-96	R294	7960-93
R294	5360-97	R294	6022-96	R294	7984-95
R294	5391-98	R294	6023-96	R294	8012-93
R294	5400-93	R294	6093-96	R294	8013-93
R294	5402-95	R294	6094-96	R294	8025-93
R294	5445-97	R294	6136-93	R294	8063-93
R294	5455-98	R294	6140-96	R294	8080-93
R294	5456-98	R294	6151-96	R294	8087-95
R294	5465-96	R294	6161-94	R294	8375-95
R294	5466-96	R294	6269-96	R297	5615-97
R294	5468-94	R294	6270-93	R302	4104-93
R294	5469-94	R294	6274-96	R302	4358-93
R294	5491-95	R294	6282-95	R302	4507-93
R294	5504-98	R294	6299-96	R302	4725-93
R294	5505-98	R294	6312-93	R302	5055-99
R294	5512-93	R294	6350-96	R302	5057-93
R294	5534-97	R294	6352-96	R302	5059-97
R294	5535-97	R294	6361-93	R302	5061-98
R294	5581-98	R294	6416-93	R302	5085-97
R294	5582-98	R294	6444-95	R302	5110-98
R294	5592-97	R294	6447-95	R302	5208-97
R294	5593-95	R294	6518-93	R302	5213-98
R294	5593-96	R294	6553-93	R302	5263-96
R294	5593-97	R294	6576-94	R302	5264-96
R294	5617-93	R294	6657-93	R302	5264-98
R294	5654-98	R294	6717-95	R302	5299-97
R294	5655-98	R294	6762-94	R302	5319-98
R294	5677-97	R294	6763-94	R302	5359-97
R294	5678-97	R294	6832-93	R302	5392-98
R294	5681-94	R294	6847-93	R302	5446-97
R294	5682-94	R294	6900-93	R302	5457-98

Table 2.2 Samples used in the GWOU BHHRA listed by hydrogeological unit (continued)

HU5 (continued)		HU5 (continued)		HU5 (continued)	
Station Name	Sample ID	Station Name	Sample ID	Station Name	Sample ID
R302	5467-96	R381	5457-97	R39	4714-93
R302	5506-98	R381	5478-96	R39	4745-93
R302	5526-93	R381	5520-98	R39	4765-93
R302	5536-97	R381	5607-97	R39	4784-93
R302	5583-98	R381	6112-96	R39	4922-93
R302	5594-96	R381	6178-94	R39	5061-93
R302	5594-97	R381	7184-95	R39	5103-93
R302	5656-98	R381	7995-95	R39	5265-93
R302	5679-97	R381	8001-93	R39	5395-93
R302	5702-98	R382	5141-94	R39	5507-93
R302	5751-98	R383	5125-98	R39	5612-93
R302	5770-97	R383	5450-97	R39	5685-93
R302	5789-96	R383	5521-98	R39	5893-93
R302	5814-97	R383	5618-97	R39	6131-93
R302	5851-96	R384	5126-98	R39	6265-93
R302	5856-97	R384	5449-97	R39	6307-93
R302	5961-96	R384	5522-98	R39	6356-93
R302	6027-96	R384	5617-97	R39	6411-93
R302	6095-96	R386	4366-93	R39	6514-93
R302	6108-93	R386	4760-93	R39	6548-93
R302	6141-96	R386	5391-93	R39	6652-93
R302	6270-96	R386	5610-97	R39	6827-93
R302	6300-96	R386	6543-93	R39	6842-93
R302	6351-96	R386	7290-93	R39	6895-93
R302	6366-93	R386	7998-93	R39	7059-93
R302	7284-95	R387	5127-98	R39	7210-93
R302	7315-95	R387	5451-97	R39	7270-93
R302	7558-95	R387	5523-98	R39	7325-93
R302	7996-95	R387	5619-97	R39	7346-93
R302	8088-95	R39	4003-93	R39	7494-93
R302	8376-95	R39	4109-93	R39	7495-93
R31	7178-95	R39	4127-93	R39	7592-93
R368	4367-93	R39	4150-93	R39	7675-93
R368	4761-93	R39	4225-93	R39	7940-93
R368	5302-93	R39	4262-94	R39	7952-93
R368	6544-93	R39	4319-93	R39	8007-93
R368	7291-93	R39	4347-93	R39	8020-93
R368	7292-93	R39	4430-93	R39	8058-93
R368	7999-93	R39	4445-93	R39	8075-93
R381	4264-94	R39	4492-93	R392	5128-98
R381	5099-97	R39	4512-93	R392	5454-97
R381	5124-98	R39	4533-93	R392	5524-98
R381	5304-93	R39	4560-93	R392	5620-97
R381	5429-95	R39	4659-93	R393	4139-93

Table 2.2 Samples used in the GWOU BHHRA listed by hydrogeological unit (continued)

HU5 (continued)		HU5 (continued)		HU5 (continued)	
Station Name	Sample ID	Station Name	Sample ID	Station Name	Sample ID
R393	5494-95	R40	7319-93	R424	6193-96
R40	4000-93	R40	7340-93	R424	6418-95
R40	4106-93	R40	7491-93	R424	6419-95
R40	4124-93	R40	7579-93	R424	6420-95
R40	4147-93	R40	7672-93	R424	6426-95
R40	4222-93	R40	7937-93	R424	6427-95
R40	4311-93	R40	7949-93	R424	6428-95
R40	4344-93	R40	8004-93	R424	6595-94
R40	4427-93	R40	8017-93	R424	6596-94
R40	4442-93	R40	8026-93	R424	6597-94
R40	4489-93	R40	8052-93	R424	6643-93
R40	4509-93	R40	8069-93	R424	6971-94
R40	4530-93	R407	5489-95	R424	6972-94
R40	4557-93	R41	6852-93	R424	6973-94
R40	4656-93	R41	7930-93	R424	7216-93
R40	4711-93	R42	4144-93	R424	7217-93
R40	4742-93	R42	4478-93	R424	7218-93
R40	4762-93	R42	4869-93	R424	7254-93
R40	4781-93	R42	6146-93	R424	7255-93
R40	4914-93	R42	6851-93	R424	7256-93
R40	5058-93	R42	7931-93	R424	7439-94
R40	5100-93	R424	4524-93	R424	7440-94
R40	5262-93	R424	4525-93	R424	7441-94
R40	5392-93	R424	4526-93	R424	8001-95
R40	5504-93	R424	5489-94	R424	8002-95
R40	5609-93	R424	5490-94	R424	8003-95
R40	5682-93	R424	5491-94	R424	8007-95
R40	5890-93	R424	5495-94	R424	8008-95
R40	6128-93	R424	5496-94	R424	8009-95
R40	6262-93	R424	5497-94	R424-PRT1	5065-98
R40	6304-93	R424	5700-94	R424-PRT1	5212-97
R40	6353-93	R424	5701-94	R424-PRT1	5214-98
R40	6408-93	R424	5702-94	R424-PRT1	5361-97
R40	6506-93	R424	5817-96	R424-PRT1	5459-98
R40	6545-93	R424	5818-96	R424-PRT1	5462-98
R40	6649-93	R424	5819-96	R424-PRT3	5067-98
R40	6824-93	R424	5823-96	R424-PRT3	5214-97
R40	6839-93	R424	5824-96	R424-PRT3	5216-98
R40	6892-93	R424	5825-96	R424-PRT3	5363-97
R40	7056-93	R424	6185-96	R424-PRT3	5461-98
R40	7158-95	R424	6186-96	R424-PRT3	5464-98
R40	7207-93	R424	6187-96	R432	4527-93
R40	7267-93	R424	6191-96	R432	4528-93
R40	7276-93	R424	6192-96	R432	4529-93

Table 2.2 Samples used in the GWOU BHHRA listed by hydrogeological unit (continued)

HU5 (continued)		HU5 (continued)		HU5 (continued)	
Station Name	Sample ID	Station Name	Sample ID	Station Name	Sample ID
R432	5492-94	R432	8000-95	R5	6148-94
R432	5493-94	R432	8004-95	R5	6268-96
R432	5494-94	R432	8005-95	R5	6279-95
R432	5498-94	R432	8006-95	R5	6298-96
R432	5499-94	R432-PRT1	5062-98	R5	6349-96
R432	5500-94	R432-PRT1	5215-97	R5	6434-95
R432	5820-96	R432-PRT1	5364-97	R5	6714-95
R432	5821-96	R432-PRT1	5465-98	R5	7038-94
R432	5822-96	R432-PRT1	5587-98	R5	7156-95
R432	5826-96	R432-PRT1	5594-98	R5	7182-94
R432	5827-96	R432-PRT2	5063-98	R5	7311-95
R432	5828-96	R432-PRT2	5216-97	R5	7341-94
R432	6188-96	R432-PRT2	5365-97	R5	7554-95
R432	6189-96	R432-PRT2	5466-98	R5	7970-95
R432	6190-96	R432-PRT2	5588-98	R5	8085-95
R432	6194-96	R432-PRT2	5595-98	R5	8373-95
R432	6195-96	R432-PRT3	5064-98	R509	6314-93
R432	6196-96	R432-PRT3	5217-97	R510	6315-93
R432	6415-95	R432-PRT3	5366-97	R512	6519-93
R432	6416-95	R432-PRT3	5467-98	R516	5142-94
R432	6417-95	R432-PRT3	5589-98	R53	4361-93
R432	6423-95	R432-PRT3	5596-98	R53	4755-93
R432	6424-95	R454	4751-93	R53	5329-93
R432	6425-95	R5	4216-93	R53	6541-93
R432	6601-94	R5	4309-93	R53	7283-93
R432	6602-94	R5	5057-97	R53	7991-93
R432	6603-94	R5	5206-97	R54	4002-93
R432	6893-94	R5	5261-96	R54	4108-93
R432	6894-94	R5	5297-97	R54	4126-93
R432	6895-94	R5	5357-97	R54	4149-93
R432	6968-94	R5	5443-97	R54	4224-93
R432	6969-94	R5	5444-97	R54	4318-93
R432	6970-94	R5	5461-96	R54	4346-93
R432	7219-93	R5	5480-95	R54	4429-93
R432	7220-93	R5	5533-97	R54	4444-93
R432	7221-93	R5	5590-95	R54	4491-93
R432	7257-93	R5	5592-96	R54	4511-93
R432	7258-93	R5	5783-96	R54	4532-93
R432	7259-93	R5	5849-96	R54	4559-93
R432	7436-94	R5	5957-96	R54	4658-93
R432	7437-94	R5	5958-96	R54	4713-93
R432	7438-94	R5	6021-96	R54	4744-93
R432	7998-95	R5	6097-96	R54	4764-93
R432	7999-95	R5	6139-96	R54	4783-93

Table 2.2 Samples used in the GWOU BHHRA listed by hydrogeological unit (continued)

HU5 (continued)		HU5 (continued)		HU5 (continued)	
Station Name	Sample ID	Station Name	Sample ID	Station Name	Sample ID
R54	4921-93	R6	6154-94	R82	4505-93
R54	5060-93	R6	6367-93	R82	4723-93
R54	5264-93	R6	6440-95	R82	5055-93
R54	5394-93	R6	6838-93	R82	5096-97
R54	5506-93	R6	7162-95	R82	5120-98
R54	5611-93	R6	7188-94	R82	5494-96
R54	5684-93	R6	7339-93	R82	5516-98
R54	5892-93	R6	7583-93	R82	5525-93
R54	6130-93	R6	7986-93	R82	5604-97
R54	6264-93	R600	6028-96	R82	6107-93
R54	6306-93	R66	6313-93	R82	6109-96
R54	6355-93	R69	4141-93	R82	6365-93
R54	6410-93	R69	4475-93	R82	6836-93
R54	6513-93	R69	4866-93	R82	7180-95
R54	6547-93	R69	6143-93	R83	4099-93
R54	6651-93	R69	6848-93	R83	4354-93
R54	6826-93	R69	7932-93	R83	4502-93
R54	6841-93	R72	4103-93	R83	4720-93
R54	6894-93	R72	4357-93	R83	5053-93
R54	7058-93	R72	4506-93	R83	5097-97
R54	7209-93	R72	4724-93	R83	5121-98
R54	7269-93	R72	5056-93	R83	5495-96
R54	7324-93	R72	5095-97	R83	5517-98
R54	7342-93	R72	5119-98	R83	5522-93
R54	7343-93	R72	5361-96	R83	5605-97
R54	7493-93	R72	5603-97	R83	6104-93
R54	7591-93	R72	6108-96	R83	6110-96
R54	7674-93	R72	7179-95	R83	6362-93
R54	7939-93	R79	4364-93	R83	6833-93
R54	7951-93	R79	4758-93	R83	7181-95
R54	8006-93	R79	5332-93	R84	4101-93
R54	8019-93	R79	6646-93	R84	4355-93
R54	8057-93	R79	7286-93	R84	4504-93
R54	8071-93	R79	7994-93	R84	4722-93
R54	8072-93	R8	4145-93	R84	5054-93
R544	7172-95	R8	4479-93	R84	5524-93
R6	4105-93	R8	4870-93	R84	6106-93
R6	4315-93	R8	6147-93	R84	6364-93
R6	4508-93	R8	6853-93	R84	6835-93
R6	4726-93	R8	7926-93	R88	5299-93
R6	4918-93	R80	5492-95	R88	6648-93
R6	5486-95	R81	5490-95	R88	7288-93
R6	5527-93	R82	4102-93	R88	7996-93
R6	6109-93	R82	4356-93	R89	5298-93

Table 2.2 Samples used in the GWOU BHHRA listed by hydrogeological unit (continued)

HU5 (continued)		HU5 (continued)	
Station Name	Sample ID	Station Name	Sample ID
R89	6647-93	SWMU2-10	S10614
R89	7287-93	SWMU2-13	S13612
R89	7995-93	SWMU2-13	S13613
R9	4257-94	SWMU2-13	S13614
R9	4362-93	SWMU2-16	S16611
R9	4756-93	SWMU2-16	S16612
R9	5087-97	SWMU2-16	S16613
R9	5111-98	SWMU2-17	S17612
R9	5330-93	SWMU2-17	S17613
R9	5430-95	SWMU2-3	S03604
R9	5469-96	SWMU2-3	S03613
R9	5507-98	SWMU2-3	S03614
R9	5595-97	SWMU2-5	S05613
R9	6098-96	SWMU2-9	S09613
R9	6162-94	SWMU2-9	S09614
R9	6644-93	TVA D-03	5755-94
R9	7062-95	TVA D-05	5759-94
R9	7284-93	TVA D-08	5727-94
R9	7285-95	TVA D-09	5731-94
R9	7986-95	TVA D-13	5743-94
R9	7992-93	TVA D-14	5735-94
R90	4263-94	TVA D-24	5719-94
R90	5098-97	TVA D-27	5715-94
R90	5122-98	TVA D-30	5747-94
R90	5303-93	W108	5373-97
R90	5428-95	W108	6891-93
R90	5458-97	W108	7064-95
R90	5459-97	W108	7065-95
R90	5460-97	W108	7066-95
R90	5468-96	W108	7067-95
R90	5518-98	W108	7068-95
R90	5606-97	W108	7069-95
R90	6111-96		
R90	6177-94		
R90	7183-95		
R90	7985-95		
R90	8000-93		
SB-38	6760-94		
SB-38	6761-94		
SB40	50037SB040W063		
SB40	50037SB040W068D		
SB46	50037SB46W078D		
SWMU2-10	S10612		
SWMU2-10	S10613		

Table 2.2 Samples used in the GWOU BHHRA listed by hydrogeological unit (continued)

McNairy					
McNairy		McNairy (continued)		McNairy (continued)	
Station Name	Sample ID	Station Name	Sample ID	Station Name	Sample ID
n=401					
001-175	001175WA120	193-028	193028WA160	400-037	400037WA095
001-175	001175WA140	193-031	193031WA090	400-038	400038WA100
001-176	001176WA120	193-031	193031WA100	400-038	400038WA110
001-176	001176WA140	193-031	193031WA110	400-038	400038WA130
001-177	001177WA100	193-032	193032WA095	400-038	400038WA140
001-177	001177WA105	193-032	193032WA100	400-039	400039WA090
001-177	001177WA120	193-032	193032WA110	400-039	400039WA095
001-177	001177WA140	193-032	193032WA130	400-039	400039WA100
001-178	001178WA120	193-032	193032WA160	400-039	400039WA110
001-178	001178WA140	193-041	193041WA130C	400-039	400039WA115
001-180	001180WA100	193-041	193041WA130C-45	400-039	400039WA120
001-180	001180WA105	193-041	193041WA130C-5	400-039	400039WA125
001-181	001181WA105	193-041	193041WA140C	400-039	400039WA130
001-181	001181WA120	193-041	193041WA140C-45	400-039	400039WA140
001-182	001182WA120	204-029	204029WA095	400-040	400040WA095
001-182	001182WA140	400-034	400034WA085	400-040	400040WA110
001-183	001183WA100	400-034	400034WA095	400-040	400040WD110
001-184	001184WA120	400-034	400034WA100	400-041	400041WA085
001-184	001184WA140	400-034	400034WA105	400-041	400041WA110
026-001	026001WA100	400-034	400034WA110	400-041	400041WA120
026-001	026001WA105	400-034	400034WA115	400-041	400041WD110
026-001	026001WA110	400-034	400034WA120	400-043	400043WA085
026-001	026001WA115	400-034	400034WA125	400-043	400043WA090
026-001	026001WA120	400-035	400035WA100	400-044	400044WA090
026-001	026001WA125	400-035	400035WA105	400-048	400048WA095
026-001	026001WA130	400-035	400035WA110	400-053	400053WA095
026-001	026001WA135	400-035	400035WA115	400-053	400053WA100
091-001	091001WA120	400-035	400035WA120	400-206	400206WA095
091-002	091002WA100	400-035	400035WA125	400-206	400206WD095
091-002	091002WA120	400-035	400035WA130	400-207	400207WA090
091-002	091002WA140	400-035	400035WA135	400-207	400207WA110
099-037	099037WA130C	400-035	400035WD125	400-207	400207WA130
099-038	099038WA130C	400-036	400036WA095	720-010	720010WA120
193-025	193025WA095	400-036	400036WA100	720-011	720011WA120
193-025	193025WA100	400-036	400036WA105	720-011	720011WA140
193-025	193025WA110	400-036	400036WA110	720-012	720012WA120
193-025	193025WA120	400-036	400036WA115	720-013	720013WA120
193-025	193025WA160	400-036	400036WA120	720-013	720013WA140
193-025	193025WD095	400-036	400036WA125	720-014	720014WA095
193-028	193028WA095	400-036	400036WA130	720-014	720014WA120
193-028	193028WA110	400-036	400036WA135	720-014	720014WA140
193-028	193028WA120	400-036	400036WA140	720-015	720015WA120

Table 2.2 Samples used in the GWOU BHHRA listed by hydrogeological unit (continued)

McNairy (continued)		McNairy (continued)		McNairy (continued)	
Station Name	Sample ID	Station Name	Sample ID	Station Name	Sample ID
720-017	720017WA095	MW121	5206-93	MW239	5101-98
720-017	720017WA120	MW121	5452-95	MW239	5115-97
720-017	720017WA140	MW121	5500-96	MW239	5172-97
720-018	720018WA120	MW121	5517-94	MW239	5193-98
720-018	720018WA140	MW121	5674-98	MW239	5213-96
720-019	720019WA120	MW121	5794-97	MW239	5265-97
720-019	720019WA140	MW121	6453-94	MW239	5272-98
720-028	720028WA100	MW121	6658-93	MW239	5300-98
720-028	720028WA120	MW121	7276-94	MW239	5331-97
720-029	720029WA100	MW121	7782-93	MW239	5373-98
720-029	720029WA120	MW122	4868-94	MW239	5384-96
720-029	720029WA140	MW122	5145-97	MW239	5409-97
GWW-01	P01616	MW122	5246-93	MW239	5446-98
GWW-02	P02616	MW122	5301-96	MW239	5487-98
GWW-03	P03615	MW122	5456-95	MW239	5516-97
GWW-03	P03616	MW122	5521-94	MW239	5561-98
MW102	4268-94	MW122	5675-98	MW239	5575-97
MW102	5022-98	MW122	5795-97	MW239	5637-98
MW102	5141-97	MW122	6457-94	MW239	5647-96
MW102	5174-93	MW122	6596-95	MW239	5660-97
MW102	5183-94	MW122	6662-93	MW239	5752-97
MW102	5281-96	MW122	7200-94	MW239	5805-96
MW102	5619-95	MW122	7786-93	MW239	5862-96
MW102	5940-93	MW133	4761-94	MW239	5916-96
MW102	6022-94	MW133	5139-97	MW239	6007-96
MW102	6592-95	MW133	5282-93	MW239	6042-96
MW102	6770-94	MW133	5305-96	MW239	6043-95
MW102	7295-93	MW133	5460-95	MW239	6143-95
MW102	7467-95	MW133	5611-94	MW239	6164-96
MW102	8285-95	MW133	5669-98	MW239	6252-96
MW120	4209-94	MW133	5789-97	MW239	6366-95
MW120	4991-94	MW133	6648-94	MW239	6395-96
MW120	5088-93	MW133	6740-93	MW239	6476-95
MW120	5143-97	MW140	4225-94	MW239	7106-95
MW120	5293-96	MW140	5146-97	MW239	7230-95
MW120	5448-95	MW140	5195-94	MW239	7361-95
MW120	5673-98	MW140	5313-96	MW239	7920-95
MW120	5793-97	MW140	5796-97	MW239	8036-95
MW120	5900-93	MW140	6004-93	MW239	8165-95
MW120	6034-94	MW140	6050-94	MW247	5019-98
MW120	6928-94	MW140	6088-93	MW247	5048-97
MW120	7065-93	MW140	6864-94	MW247	5103-98
MW121	4864-94	MW140	7081-93	MW247	5123-97
MW121	5144-97	MW239	5040-97	MW247	5180-97

Table 2.2 Samples used in the GWOU BHHRA listed by hydrogeological unit (continued)

McNairy (continued)		McNairy (continued)		McNairy (continued)	
Station Name	Sample ID	Station Name	Sample ID	Station Name	Sample ID
MW247	5201-98	P4-B3	1110101-0723	P4-E1	1110101-0893
MW247	5242-96	P4-B3	1110101-0724	P4-E1	1110101-0894
MW247	5268-98	P4-B4	1110101-0733	P4-E2	1110101-0297
MW247	5273-97	P4-B4	1110101-0734	P4-E2	1110101-0298
MW247	5302-98	P4-B5	1110101-0749	P4-E6	1110101-0284
MW247	5339-97	P4-B5	1110101-0750	P4-E7	1110101-0763
MW247	5381-98	P4-C10	1110101-0754	P4-E7	1110101-0764
MW247	5416-96	P4-C10	1110101-0755	P4-E8	1110101-0839
MW247	5417-97	P4-C2	1110101-0758	P4-F1	1110101-0875
MW247	5448-98	P4-C4	1110101-0269	P4-F2	1110101-0835
MW247	5489-98	P4-C4	1110101-0270	P4-F3	1110101-0400
MW247	5524-97	P4-C7	1110101-0659	P4-F4	1110101-0886
MW247	5570-98	P4-C7	1110101-0660	P4-F5	1110101-0829
MW247	5583-97	P4-C9	1110101-0640	P4-F5	1110101-0830
MW247	5645-98	P4-D10	1110101-0236	P4-F6	1110101-0369
MW247	5664-98	P4-D10	1110101-0237	P4-F6	1110101-0370
MW247	5668-97	P4-D10	1110101-0238	P4-F7	1110101-0386
MW247	5679-96	P4-D10	1110101-0239	P4-F7	1110101-0387
MW247	5760-97	P4-D11	1110101-0624	P4-F8	1110101-0815
MW247	5813-96	P4-D11	1110101-0625	P4-F8	1110101-0816
MW247	5857-97	P4-D12	1110101-0260	P4-F8	1110101-0817
MW247	5858-97	P4-D12	1110101-0261	P4-F8	1110101-0818
MW247	5870-96	P4-D12	1110101-0262	P4-G1	1110101-0337
MW247	5924-96	P4-D12	1110101-0263	P4-G1	1110101-0338
MW247	6015-96	P4-D12	1110101-0264	P4-G1	1110101-0339
MW247	6050-96	P4-D12	1110101-0265	P4-G11	1110101-0779
MW247	6075-95	P4-D12A	1110101-0670	P4-G11	1110101-0780
MW247	6172-96	P4-D12A	1110101-0671	P4-G12	1110101-0824
MW247	6175-95	P4-D12A	1110101-0672	P4-G12	1110101-0825
MW247	6260-96	P4-D12A	1110101-0673	P4-G2	1110101-0324
MW247	6316-96	P4-D12A	1110101-0684	P4-G2	1110101-0325
MW247	6403-96	P4-D4	1110101-0635	P4-G2	1110101-0326
MW247	6508-95	P4-D4	1110101-0636	P4-G2	1110101-0327
MW247	7138-95	P4-D5	1110101-0698	P4-G2	1110101-0328
MW247	7262-95	P4-D5	1110101-0699	P4-G3	1110101-0332
MW247	7393-95	P4-D6	1110101-0608	P4-G3	1110101-0333
MW247	7952-95	P4-D6	1110101-0609	P4-G5	1110101-0352
MW247	8068-95	P4-D6	1110101-0610	P4-G7	1110101-0772
MW247	8197-95	P4-D7	1110101-0210	P4-G7	1110101-0773
P4-A2	1110101-0693	P4-D7	1110101-0211	P4-G8	1110101-0374
P4-A2	1110101-0694	P4-D8	1110101-0224	P4-G8	1110101-0375
P4-A3	1110101-0714	P4-D8	1110101-0225	P4-G9	1110101-0379
P4-B3	1110101-0721	P4-D9	1110101-0614	P4-G9	1110101-0380
P4-B3	1110101-0722	P4-D9	1110101-0615	P4-G9	1110101-0381

Table 2.2 Samples used in the GWOU BHHRA listed by hydrogeological unit (continued)

Other					
McNairy (continued)		Eocene Sands		Terrace Gravels	
Station Name	Sample ID	Station Name	Sample ID	Station Name	Sample ID
		n=21		n=189	
P4-H5	1110101-0796	57-SB-003	57-HP-003-01-M	193-1	1110101-0127
P4-H7	1110101-0790	57-SB-004	57-HP-004-01-M	193-10	1110101-0091
PZ115	1110101-0376	57-SB-004	57-HP-004-02-M	193-10	1110101-0099
SB47	50037SB047D158	57-SB-007	57-HP-007-01-M	193-13	1110101-0090
SWMU2-10	S10615	MW305	5676-98	193-14	1110101-0113
SWMU2-17	S17614	MW305	5798-97	193-15	1110101-0112
SWMU2-3	S03615	MW305	57-GW-305-01-F	193-16	1110101-0126
SWMU2-9	S09615	MW305	6292-96	193-2	1110101-0100
TVA D-07	5739-94	MW305	8107-95	193-3	1110101-0128
TVA D-23	5751-94	MW307	57-GW-307-01-D	193-4	1110101-0129
TVA D-25	5723-94	MW307	57-GW-307-01-F	193-6	1110101-0101
		MW307	6337-96	193-7	1110101-0130
		MW307	8115-95	204-029	204029WA025
		MW308	57-GW-308-01-F	204-029	204029WA035
		MW308	6338-96	204-04	1021915-OR120
		MW308	8119-95	204-05	1021915-OR121
		MW309	6339-96	204-06	1021915-OR135
		MW309	8123-95	204-07	1021915-OR251
		MW309	94-GW-309-01-C	204-07	1021915-OR252
		MW309	94-GW-309-01-D	204-08	1021915-OR254
		MW309	94-GW-309-01-F	204-08	1021915-OR255
				204-09	1021915-OR262
				204-10	1021915-OR264
				204-11	1021915-OR260
				204-12	1021915-OR266
				204-16	1021915-OR193
				204-26	1021915-OR244
				204-26	1021915-OR245
				204-27	1021915-OR247
				08-SB-001	08-HP-001-01-F
				33-SB-001	33-HP-001-01-M
				34-SB-001	34-HP-001-01-M
				57-SB-001	57-HP-001-01-M
				57-SB-001	57-HP-001-02-M
				57-SB-002	57-HP-002-01-M
				57-SB-005	57-HP-005-01-M
				57-SB-005	57-HP-005-02-M
				57-SB-006	57-HP-006-01-M
				57-SB-006	57-HP-006-02-M
				94-SB-001	94-HP-001-01-M
				94-SB-001	94-HP-501-01-M
				94-SB-002	94-HP-002-01-M

Table 2.2 Samples used in the GWOU BHHRA listed by hydrogeological unit (continued)

Terrace Gravels (continued)		Terrace Gravels (continued)		Terrace Gravels (continued)	
Station Name	Sample ID	Station Name	Sample ID	Station Name	Sample ID
94-SB-003	94-HP-003-01-M	MW151	6880-94	MW301	5804-97
94-SB-003	94-HP-503-01-M	MW151	7105-93	MW301	5875-96
94-SB-004	94-HP-004-01-M	MW184	4821-94	MW301	6056-96
94-SB-005	94-HP-005-01-M	MW184	5569-93	MW301	6285-96
94-SB-006	94-HP-006-01-M	MW184	6703-94	MW301	6286-96
94-SB-007	94-HP-007-01-M	MW184	6796-93	MW301	7074-95
94-SB-008	94-HP-008-01-M	MW184	7756-93	MW301	7443-95
94-SB-010	94-HP-010-01-M	MW196	4308-94	MW301	8253-95
95-SB-001	95-HP-001-01-M	MW196	5094-98	MW302	08-GW-302-01-F
95-SB-003	95-HP-003-01-M	MW196	5166-93	MW302	5099-98
95-SB-004	95-HP-004-01-M	MW196	5256-94	MW302	5106-97
95-SB-005	95-HP-005-01-M	MW196	5557-97	MW302	5108-97
95-SB-006	95-HP-006-01-M	MW196	5980-93	MW302	5132-98
95-SB-007	95-HP-007-01-M	MW196	6070-94	MW302	5310-98
95-SB-008	95-HP-008-01-M	MW196	6085-96	MW302	5312-98
95-SB-009	95-HP-009-01-M	MW196	6884-94	MW302	5350-97
95-SB-010	95-HP-010-01-M	MW196	7307-93	MW302	5440-96
95-SB-011	95-HP-011-01-M	MW300	08-GW-300-01-F	MW302	5480-96
MW129	4213-94	MW300	5097-98	MW302	5497-98
MW129	5092-93	MW300	5103-97	MW302	5498-98
MW129	5244-94	MW300	5308-98	MW302	5557-95
MW129	5904-93	MW300	5348-97	MW302	5565-97
MW129	6038-94	MW300	5432-96	MW302	5566-97
MW129	6786-94	MW300	5495-98	MW302	5694-98
MW129	7069-93	MW300	5549-95	MW302	5805-97
MW130	4217-94	MW300	5563-97	MW302	5876-96
MW130	5096-93	MW300	5692-98	MW302	6057-96
MW130	5248-94	MW300	5803-97	MW302	6063-96
MW130	5908-93	MW300	5874-96	MW302	7078-95
MW130	6042-94	MW300	6055-96	MW302	7447-95
MW130	6790-94	MW300	6284-96	MW302	8257-95
MW130	7073-93	MW300	7070-95	MW306	57-GW-306-01-D
MW131	4221-94	MW300	7439-95	MW306	57-GW-306-01-F
MW131	5252-94	MW300	8249-95	MW306	57-GW-306-01-F1
MW131	5912-93	MW301	08-GW-301-01-F	MW306	57-GW-806-01-D
MW131	6000-93	MW301	5098-98	MW306	57-GW-806-01-F
MW131	6046-94	MW301	5105-97	MW306	57-GW-806-01-F1
MW131	6794-94	MW301	5309-98	MW306	6336-96
MW131	7077-93	MW301	5349-97	MW306	8111-95
MW151	4241-94	MW301	5436-96	MW310	6340-96
MW151	5162-93	MW301	5496-98	MW310	8127-95
MW151	5211-94	MW301	5553-95	MW310	94-GW-310-01-F
MW151	6066-94	MW301	5564-97	MW311	6341-96
MW151	6111-93	MW301	5693-98	MW311	8131-95

Table 2.2 Samples used in the GWOU BHHRA listed by hydrogeological unit (continued)

Terrace Gravels (continued)		Porters Creek Clay		Mississippian	
Station Name	Sample ID	Station Name	Sample ID	Station Name	Sample ID
		n=11		n=1	
MW311	94-GW-311-01-D	P4-B3	1110101-0719	P4-F8	1110101-0819
MW311	94-GW-311-01-F	P4-B3	1110101-0720		
MW314	95-GW-314-01-F	P4-D8	1110101-0223		
MW317	34-GW-317-01-F	P4-E8	1110101-0838		
MW317	34-GW-317-01-F1	P4-F3	1110101-0399		
MW317	34-GW-317-01-F2	P4-G3	1110101-0331		
MW317	34-GW-317-01-F3	P4-H5	1110101-0794		
MW317	34-GW-817-01-F	P4-H5	1110101-0795		
MW317	34-GW-817-01-F1	P4-H7	1110101-0788		
MW317	34-GW-817-01-F2	P4-H7	1110101-0789		
MW317	6342-96	SB39	50037SB039D094		
MW317	8135-95				
MW318	30-GW-318-01-F				
MW318	6343-96				
PZ101	7061-95				

Table 2.3 Sampling stations used in the GWOU BHHRA listed by station type

Driven Rods (n=260)							
Station Name	Area	Station Name	Area	Station Name	Area	Station Name	Area
001-173	d	193-025	c	204-27	c	57-SB-002	k
001-175	d	193-028	d	33-SB-001	k	57-SB-003	k
001-176	d	193-031	d	34-SB-001	k	57-SB-004	k
001-177	d	193-032	d	36-SB-001	d	57-SB-005	k
001-178	d	193-041	d	36-SB-002	d	57-SB-006	k
001-180	d	193-049	d	36-SB-003	d	57-SB-007	k
001-181	d	193-1	c	36-SB-004	d	720-002	d
001-182	d	193-10	c	36-SB-005	d	720-003	d
001-183	d	193-13	c	38-SB-002	d	720-010	d
001-184	d	193-14	c	38-SB-003	d	720-011	d
026-001	a	193-15	h	38-SB-004	d	720-012	d
040-009	a	193-16	c	38-SB-005	d	720-013	d
08-SB-001	k	193-17	c	38-SB-006	d	720-014	d
091-001	d	193-18	d	38-SB-007	d	720-015	d
091-002	d	193-2	h	38-SB-009	d	720-016	d
099-005	c	193-20	d	400-018	a	720-017	d
099-008	c	193-3	c	400-034	a	720-018	d
099-011	c	193-4	c	400-035	a	720-019	d
099-014	c	193-6	h	400-036	a	720-022	d
099-019	f	193-7	c	400-037	a	720-024	d
099-022	f	203-005	a	400-038	a	720-026	d
099-025	f	204-01	f	400-039	a	720-028	d
099-029	f	204-02	f	400-040	a	720-029	d
099-030	c	204-029	f	400-041	a	94-SB-001	k
099-031	c	204-03	f	400-042	a	94-SB-002	k
099-032	c	204-031	f	400-043	a	94-SB-003	k
099-033	c	204-04	f	400-044	a	94-SB-004	k
099-034	c	204-05	f	400-045	a	94-SB-005	k
099-035	c	204-06	h	400-046	a	94-SB-006	k
099-037	c	204-07	h	400-047	a	94-SB-007	k
099-038	d	204-08	h	400-048	a	94-SB-008	k
100-SB-001	d	204-09	h	400-049	a	94-SB-010	k
100-SB-002	d	204-10	h	400-052	a	95-SB-001	d
100-SB-003	d	204-11	h	400-053	a	95-SB-003	d
100-SB-004	d	204-12	h	400-083	a	95-SB-004	d
100-SB-005	d	204-13	f	400-206	a	95-SB-005	d
100-SB-006	d	204-14	h	400-207	a	95-SB-006	d
100-SB-007	d	204-15	f	400-208	a	95-SB-007	k
100-SB-008	d	204-16	f	400-210	a	95-SB-008	d
100-SB-009	d	204-17	f	400-212	a	95-SB-009	d
100-SB-010	d	204-18	f	400-213	a	95-SB-010	d
100-SB-011	d	204-20	f	400-214	a	95-SB-011	d
193-022	c	204-22	f	400-215	a	GWV-01	b
193-023	c	204-26	c	57-SB-001	k	GWV-02	b

Table 2.3 Sampling stations used in the GWOU BHHRA listed by station type (continued)

Driven Rods (continued)		Wells (n=361)					
Station Name	Area	Station Name	Area	Station Name	Area	Station Name	Area
GWV-03	b	P4-F2	c	011-008	a	MW138	i
J19	i	P4-F3	c	026-002	b	MW139	i
J21	i	P4-F4	c	040-001	a	MW140	g
J22	e	P4-F5	c	203-001	a	MW141	g
J24	e	P4-F6	c	400-003	a	MW142	g
J25	e	P4-F7	c	400-016	a	MW143	g
J3	e	P4-F8	c	400-017	a	MW144	f
J40	b	P4-G1	a	400-021	a	MW145	f
J41	b	P4-G11	b	400-025	a	MW146	e
J42	b	P4-G12	b	400-026	a	MW147	e
J43	b	P4-G2	a	400-027	a	MW148	f
J44	b	P4-G3	d	400-033	a	MW149	f
J49	b	P4-G5	c	400-063	a	MW150	h
J50	b	P4-G7	c	EW228	e	MW151	h
J6	e	P4-G8	c	EW229	e	MW152	e
J7	e	P4-G9	b	EW230	b	MW154	b
P4-A2	f	P4-H1	c	EW231	b	MW155	a
P4-A3	f	P4-H5	d	HV004	e	MW156	a
P4-B3	f	P4-H6	c	HV009	e	MW157	a
P4-B4	f	P4-H7	d	HV015	b	MW158	d
P4-B5	f	SB-38	b	HV020	b	MW159	d
P4-C10	h	SB39	f	HV171	b	MW16	i
P4-C2	f	SB40	f	MW100	h	MW160	d
P4-C4	f	SB46	f	MW102	d	MW161	d
P4-C5	f	SB47	f	MW103	d	MW162	d
P4-C7	f	SWMU2-10	b	MW104	d	MW163	c
P4-C9	f	SWMU2-13	b	MW106	g	MW164	c
P4-D10	f	SWMU2-16	b	MW120	h	MW165	c
P4-D11	f	SWMU2-17	b	MW121	e	MW166	c
P4-D12	f	SWMU2-3	b	MW122	f	MW167	c
P4-D12A	f	SWMU2-5	b	MW123	e	MW168	c
P4-D4	f	SWMU2-9	b	MW124	f	MW169	b
P4-D5	f	WB-1	b	MW125	e	MW17	i
P4-D6	f	WB-12	b	MW126	f	MW170	b
P4-D7	f	WB-13	b	MW127	e	MW171	b
P4-D8	f	WB-4	b	MW128	f	MW172	b
P4-D9	f	WB-5	b	MW129	h	MW173	i
P4-E1	c	WB-7	b	MW130	h	MW174	i
P4-E2	c	WB-8	b	MW131	h	MW175	a
P4-E4	c	WB-9	b	MW132	i	MW178	a
P4-E6	c			MW133	i	MW179	i
P4-E7	f			MW134	e	MW18	i
P4-E8	c			MW135	i	MW180	i
P4-F1	c			MW137	i	MW181	i

Table 2.3 Sampling stations used in the GWOU BHHRA listed by station type (continued)

Wells (continued)							
Station Name	Area	Station Name	Area	Station Name	Area	Station Name	Area
MW182	i	MW224	i	MW283	f	MW39	i
MW184	k	MW225	i	MW284	f	MW40	i
MW185	b	MW226	b	MW288	f	MW41	i
MW186	b	MW227	d	MW291	f	MW42	i
MW187	b	MW233	e	MW292	f	MW43	i
MW188	d	MW234	e	MW293	f	MW44	i
MW189	d	MW235	e	MW294	f	MW46	b
MW19	i	MW236	e	MW300	k	MW47	b
MW190	b	MW237	e	MW301	k	MW48	b
MW191	h	MW238	e	MW302	k	MW50	b
MW192	h	MW239	e	MW303	d	MW51	b
MW193	f	MW240	e	MW304	d	MW52	b
MW194	g	MW241	e	MW305	k	MW53	b
MW195	g	MW242	b	MW306	k	MW54	b
MW196	k	MW243	b	MW307	k	MW57	b
MW197	i	MW244	b	MW308	k	MW63	b
MW198	i	MW245	b	MW309	k	MW64	b
MW199	g	MW246	b	MW310	k	MW65	b
MW2	b	MW247	b	MW311	k	MW66	b
MW20	e	MW248	b	MW312	d	MW67	b
MW200	i	MW249	b	MW313	d	MW68	d
MW201	e	MW250	b	MW314	d	MW69	d
MW202	e	MW255	c	MW315	d	MW70	d
MW203	d	MW256	c	MW316	d	MW71	d
MW204	d	MW257	b	MW317	k	MW84	b
MW205	c	MW258	f	MW318	k	MW85	b
MW206	c	MW260	c	MW325	d	MW86	b
MW207	d	MW261	b	MW326	d	MW87	b
MW208	d	MW262	b	MW327	d	MW88	b
MW209	d	MW263	i	MW328	d	MW89	b
MW21	i	MW264	i	MW329	d	MW90	b
MW212	d	MW265	i	MW330	d	MW91	b
MW213	d	MW266	i	MW333	b	MW92	b
MW214	d	MW267	i	MW337	b	MW93	b
MW215	d	MW268	i	MW338	b	MW94	b
MW216	d	MW269	i	MW339	b	MW95	b
MW217	d	MW270	i	MW340	b	MW96	d
MW218	d	MW271	i	MW341	a	MW98	i
MW219	a	MW272	i	MW342	a	MW99	i
MW22	b	MW273	i	MW343	a	PZ101	h
MW220	i	MW274	i	MW344	d	PZ107	c
MW221	i	MW275	i	MW352	f	PZ115	d
MW222	i	MW276	i	MW353	i	PZ117	d
MW223	i	MW277	i	MW38	i	PZ118	d

Table 2.3 Sampling stations used in the GWOU BHHRA listed by station type (continued)

Wells (continued)					
Station Name	Area	Station Name	Area	Station Name	Area
PZ278	i	R387	h	TVA D-09	e
PZ279	i	R39	g	TVA D-13	j
PZ280	i	R392	h	TVA D-14	e
PZ281	i	R393	g	TVA D-23	j
PZ282	i	R40	g	TVA D-24	e
PZ287	f	R407	k	TVA D-25	e
PZ289	f	R41	h	TVA D-27	e
PZ334	b	R42	h	TVA D-30	j
PZ335	b	R424	h	W108	d
PZ336	b	R424-PRT1	h		
PZ74	b	R424-PRT3	h		
R10	g	R432	h		
R105	k	R432-PRT1	h		
R112	h	R432-PRT2	h		
R113	e	R432-PRT3	h		
R114	h	R454	h		
R12	g	R5	g		
R13	g	R509	k		
R14	g	R510	k		
R19	g	R512	k		
R2	e	R516	h		
R20	h	R53	g		
R21	i	R54	g		
R22	g	R544	k		
R222	g	R6	k		
R23	h	R600	i		
R24	g	R66	k		
R25	g	R69	g		
R253	k	R72	i		
R254	h	R79	h		
R26	g	R8	h		
R278	h	R80	g		
R28	g	R81	g		
R293	h	R82	i		
R294	h	R83	i		
R297	h	R84	i		
R302	h	R88	h		
R31	f	R89	h		
R368	h	R9	h		
R381	h	R90	h		
R382	h	TVA D-03	e		
R383	h	TVA D-05	j		
R384	h	TVA D-07	j		
R386	h	TVA D-08	j		

Table 2.4 Background concentrations for RGA and McNairy Formation groundwater¹

Analyte	Regional Gravel Aquifer		McNairy Formation		Units
	Total	Filtered	Total	Filtered	
Aluminum	2.1890	0.3110	0.6870	0.5790	mg/L
Antimony	0.0600	0.0600	0.0600	0.0600	mg/L
Arsenic	0.0050	0.0050	0.0050	0.0050	mg/L
Barium	0.2350	0.2000	0.2960	0.2680	mg/L
Beryllium	0.0040	0.0040	0.0170	0.0040	mg/L
Cadmium	0.0100	0.0100	0.0100	0.0100	mg/L
Calcium	41.2380	38.1660	38.8580	38.8290	mg/L
Chloride	91.0210	No Value	19.7080	No Value	mg/L
Chromium	0.1440	0.0500	0.0600	0.0500	mg/L
Cobalt	0.0450	0.0450	0.0960	0.0450	mg/L
Copper	0.0360	0.0200	0.0570	0.0130	mg/L
Fluoride	0.2700	No Value	0.3300	No Value	mg/L
Iron	5.0300	0.2670	18.3600	12.3720	mg/L
Lead	0.1290	0.0980	0.0500	0.0500	mg/L
Magnesium	16.2620	16.2150	13.4180	14.1710	mg/L
Manganese	0.1190	0.0680	0.9410	0.8940	mg/L
Mercury	0.0002	0.0002	0.0002	0.0002	mg/L
Molybdenum	0.0500	0.0500	0.0500	0.0500	mg/L
Nickel	0.6820	0.3050	0.1090	0.0500	mg/L
Nitrate as Nitrogen	15.5610	No Value	1.4740	No Value	mg/L
Potassium	5.1950	4.0960	55.7520	51.2050	mg/L
Selenium	0.0050	0.0050	0.0050	0.0050	mg/L
Silica	26.4010	No Value	26.0000	No Value	mg/L
Silver	0.0110	0.0600	0.0500	0.0500	mg/L
Sodium	59.4500	60.4330	29.2000	27.9800	mg/L
Sulfate	19.9470	No Value	28.9000	No Value	mg/L
Thallium	0.0560	0.0560	0.6440	0.0560	mg/L
Uranium	0.0020	0.0020	0.0010	0.0010	mg/L
Vanadium	0.1340	0.1340	0.1260	0.1260	mg/L
Zinc	0.0540	0.0490	0.1420	0.1160	mg/L
Np-237	0.8000	No Value	0.5000	No Value	pCi/L
Pu-239	0.1000	No Value	0.2000	No Value	pCi/L
Ra-226	0.6000	No Value	1.2000	No Value	pCi/L
Rn-222	626.0000	No Value	295.0000	No Value	pCi/L
Tc-99	22.3000	No Value	20.6000	No Value	pCi/L
Th-230	1.1000	No Value	1.5000	No Value	pCi/L
Total Radium	1.3000	No Value	0.7000	No Value	pCi/L
U-234	0.7000	0.3300	0.3000	No Value	pCi/L
U-235	0.3000	0.0150	0.2000	No Value	pCi/L
U-238	0.7000	0.3500	0.3000	No Value	pCi/L

Notes:

No Value = Value not reported in *Background Concentrations of Naturally Occurring Inorganic Chemicals and Selected Radionuclides in the Regional Gravel Aquifer and McNairy Formation at the Paducah Gaseous Diffusion Plant, Paducah, Kentucky.*

¹ All values from Table ES-1 of *Background Concentrations of Naturally Occurring Inorganic Chemicals and Selected Radionuclides in the Regional Gravel Aquifer and McNairy Formation at the Paducah Gaseous Diffusion Plant, Paducah, Kentucky.* See that source for an explanation of the derivation of values.

Table 2.5 Data summary for all analytes

----- AREA_CODE=a MEDIA=RGa Groundwater -----

Analyte	Frequency of Detection	Detected Range	Nondetected Range	Distribution	Arithmetic Mean	Units
Aluminum	28/42	9.96E-02 - 1.38E+02	1.00E-01 - 6.30E-01	L	6.19E-01	mg/L
Antimony	0/46		2.77E-02 - 1.90E-01	NT	4.47E-02	mg/L
Arsenic	2/46	2.38E-03 - 4.60E-02	1.11E-03 - 5.00E-03	N	2.79E-03	mg/L
Barium	46/46	3.00E-02 - 8.50E-01		L	1.15E-01	mg/L
Beryllium	2/46	3.33E-04 - 1.11E-03	2.22E-04 - 1.00E-01	L	3.95E-04	mg/L
Cadmium	1/46	5.56E-04 - 5.56E-04	2.67E-04 - 3.00E-01	L	1.10E-02	mg/L
Calcium	46/46	1.54E+01 - 4.74E+01		N	1.47E+01	mg/L
Chloride	42/42	3.68E+01 - 8.76E+01		N	3.55E+01	mg/L
Chromium	9/46	1.69E-02 - 1.30E+00	6.56E-03 - 6.00E-02	L	2.30E-02	mg/L
Cobalt	1/46	2.56E-02 - 2.56E-02	1.78E-03 - 3.50E-01	N	2.58E-02	mg/L
Copper	0/46		9.56E-03 - 4.50E-01	NT	1.17E-02	mg/L
Cyanide	0/4		6.00E-03 - 6.00E-03	NT	3.00E-03	mg/L
Fluoride	28/42	1.00E-01 - 7.20E+00	1.00E-01 - 1.00E-01	L	2.15E-01	mg/L
Iron	37/45	1.80E-02 - 7.20E+02	1.00E-02 - 3.60E-01	L	1.10E+00	mg/L
Lead	0/9		1.33E-03 - 2.50E-01	NT	5.86E-02	mg/L
Magnesium	46/46	6.60E+00 - 2.41E+01		L	6.04E+00	mg/L
Manganese	37/46	6.00E-03 - 7.75E+00	5.00E-03 - 2.00E-02	L	8.72E-02	mg/L
Mercury	0/8		2.00E-04 - 2.10E-04	NT	1.03E-04	mg/L
Molybdenum	0/38		3.50E-02 - 5.50E-02	NT	2.53E-02	mg/L
Nickel	5/46	9.67E-03 - 1.12E-01	5.00E-02 - 1.00E+00	L	2.19E-02	mg/L
Nitrate as Nitrogen	35/42	1.20E+00 - 1.28E+01	1.00E+00 - 1.00E+00	L	2.57E+00	mg/L
Potassium	22/45	9.57E-01 - 4.13E+00	2.00E+00 - 3.00E+01	L	2.60E+00	mg/L
Selenium	1/9	1.84E-03 - 1.84E-03	1.44E-03 - 7.22E-03	N	2.05E-03	mg/L
Silica	7/7	1.50E+01 - 2.30E+01		N	9.71E+00	mg/L
Silver	0/9		5.67E-03 - 6.00E-02	NT	1.63E-02	mg/L
Sodium	46/46	2.91E+01 - 8.00E+01		N	2.27E+01	mg/L
Tetraoxo-sulfate(1-)	42/42	1.00E+01 - 7.42E+01		N	1.85E+01	mg/L
Thallium	1/42	2.38E-01 - 2.38E-01	4.67E-04 - 4.70E-01	L	1.26E-01	mg/L
Uranium	3/28	2.90E-04 - 4.00E-03	8.00E-05 - 1.00E-03	L	9.77E-05	mg/L
Vanadium	36/42	5.44E-03 - 9.50E-01	4.00E-03 - 5.00E-02	L	1.09E-01	mg/L
Zinc	18/46	7.00E-03 - 1.00E+00	5.00E-03 - 3.00E-02	L	1.16E-02	mg/L
1,1,1,2-Tetrachloroethane	0/4		1.30E-02 - 1.30E+01	NT	1.71E+00	mg/L
1,1,1-Trichloroethane	0/42		1.30E-02 - 5.00E+01	NT	1.27E+01	mg/L
1,1,2,2-Tetrachloroethane	0/4		1.30E-02 - 1.30E+01	NT	1.71E+00	mg/L
1,1,2-Trichloroethane	0/48		1.30E-02 - 5.00E+01	NT	1.00E+01	mg/L
1,1-Dichloroethane	0/17		1.30E-02 - 5.00E+01	NT	4.55E+00	mg/L
1,1-Dichloroethene	1/17	2.40E-02 - 2.40E-02	5.00E-02 - 5.00E+01	L	1.02E+01	mg/L
1,2,3-Trichloropropane	0/4		1.30E-02 - 1.30E+01	NT	1.71E+00	mg/L
1,2,4-Trichlorobenzene	0/4		1.00E-02 - 1.00E-02	NT	5.00E-03	mg/L
1,2-Dibromoethane	0/4		1.30E-02 - 1.30E+01	NT	1.71E+00	mg/L
1,2-Dichlorobenzene	0/4		1.00E-02 - 1.00E-02	NT	5.00E-03	mg/L

Table 2.5 Data summary for all analytes (continued)

----- AREA_CODE=a MEDIA=RGA Groundwater -----
(continued)

Analyte	Frequency of Detection	Detected Range	Nondetected Range	Distribution	Arithmetic Mean	Units
1,2-Dichloroethane	0/50		1.30E-02 - 5.00E+01	NT	9.72E+00	mg/L
1,2-Dichloroethene	0/1		5.00E-01 - 5.00E-01	NT	2.50E-01	mg/L
1,2-Dichloropropane	0/4		1.30E-02 - 1.30E+01	NT	1.71E+00	mg/L
1,2-Dimethylbenzene	0/4		1.30E-02 - 1.30E+01	NT	1.71E+00	mg/L
1,3-Dichlorobenzene	0/4		1.00E-02 - 1.00E-02	NT	5.00E-03	mg/L
1,4-Dichlorobenzene	0/4		1.00E-02 - 1.00E-02	NT	5.00E-03	mg/L
2,4,5-Trichlorophenol	0/4		5.00E-02 - 5.00E-02	NT	2.50E-02	mg/L
2,4,6-Trichlorophenol	0/4		1.00E-02 - 1.00E-02	NT	5.00E-03	mg/L
2,4-Dichlorophenol	0/4		1.00E-02 - 1.00E-02	NT	5.00E-03	mg/L
2,4-Dimethylphenol	0/4		1.00E-02 - 1.00E-02	NT	5.00E-03	mg/L
2,4-Dinitrophenol	0/4		5.00E-02 - 5.00E-02	NT	2.50E-02	mg/L
2,4-Dinitrotoluene	0/4		1.00E-02 - 1.00E-02	NT	5.00E-03	mg/L
2,6-Dinitrotoluene	0/4		1.00E-02 - 1.00E-02	NT	5.00E-03	mg/L
2-Butanone	0/4		2.50E-02 - 2.50E+01	NT	3.28E+00	mg/L
2-Chloro-1,3-butadiene	0/4		1.30E-02 - 1.30E+01	NT	1.71E+00	mg/L
2-Chloroethyl vinyl ether	0/4		2.50E-02 - 2.50E+01	NT	3.28E+00	mg/L
2-Chloronaphthalene	0/4		1.00E-02 - 1.00E-02	NT	5.00E-03	mg/L
2-Chlorophenol	0/4		1.00E-02 - 1.00E-02	NT	5.00E-03	mg/L
2-Hexanone	0/4		2.50E-02 - 2.50E+01	NT	3.28E+00	mg/L
2-Methyl-4,6-dinitrophenol	0/4		5.00E-02 - 5.00E-02	NT	2.50E-02	mg/L
2-Methylnaphthalene	0/4		1.00E-02 - 1.00E-02	NT	5.00E-03	mg/L
2-Methylphenol	0/4		1.00E-02 - 1.00E-02	NT	5.00E-03	mg/L
2-Nitrobenzenamine	0/4		5.00E-02 - 5.00E-02	NT	2.50E-02	mg/L
2-Nitrophenol	0/4		1.00E-02 - 1.00E-02	NT	5.00E-03	mg/L
2-Propanol	0/3		1.40E-01 - 5.40E+00	NT	1.16E+00	mg/L
3,3'-Dichlorobenzidine	0/4		1.00E-02 - 1.00E-02	NT	5.00E-03	mg/L
3-Nitrobenzenamine	0/4		5.00E-02 - 5.00E-02	NT	2.50E-02	mg/L
4-Bromophenyl phenyl ether	0/4		1.00E-02 - 1.00E-02	NT	5.00E-03	mg/L
4-Chloro-3-methylphenol	0/4		1.00E-02 - 1.00E-02	NT	5.00E-03	mg/L
4-Chlorobenzenamine	0/4		1.00E-02 - 1.00E-02	NT	5.00E-03	mg/L
4-Chlorophenyl phenyl ether	0/4		1.00E-02 - 1.00E-02	NT	5.00E-03	mg/L
4-Methyl-2-pentanone	0/4		2.50E-02 - 2.50E+01	NT	3.28E+00	mg/L
4-Methylphenol	0/4		1.00E-02 - 1.00E-02	NT	5.00E-03	mg/L
4-Nitrobenzenamine	0/4		5.00E-02 - 5.00E-02	NT	2.50E-02	mg/L
4-Nitrophenol	0/4		5.00E-02 - 5.00E-02	NT	2.50E-02	mg/L
Acenaphthene	0/4		1.00E-02 - 1.00E-02	NT	5.00E-03	mg/L
Acenaphthylene	0/4		1.00E-02 - 1.00E-02	NT	5.00E-03	mg/L
Acetone	0/4		2.50E-02 - 2.50E+01	NT	3.28E+00	mg/L
Acrolein	0/4		1.30E-01 - 1.30E+02	NT	1.71E+01	mg/L
Acrylonitrile	0/4		1.30E-01 - 1.30E+02	NT	1.71E+01	mg/L

Table 2.5 Data summary for all analytes (continued)

----- AREA_CODE=a MEDIA=RGA Groundwater -----
(continued)

Analyte	Frequency of Detection	Detected Range	Nondetected Range	Distribution	Arithmetic Mean	Units
Anthracene	0/4		1.00E-02 - 1.00E-02	NT	5.00E-03	mg/L
Benz(a)anthracene	0/4		1.00E-02 - 1.00E-02	NT	5.00E-03	mg/L
Benzene	0/19		1.30E-02 - 5.00E+01	NT	4.10E+00	mg/L
Benzenemethanol	0/4		1.00E-02 - 1.00E-02	NT	5.00E-03	mg/L
Benzo(a)pyrene	0/4		1.00E-02 - 1.00E-02	NT	5.00E-03	mg/L
Benzo(b)fluoranthene	0/4		1.00E-02 - 1.00E-02	NT	5.00E-03	mg/L
Benzo(ghi)perylene	0/4		1.00E-02 - 1.00E-02	NT	5.00E-03	mg/L
Benzo(k)fluoranthene	0/4		1.00E-02 - 1.00E-02	NT	5.00E-03	mg/L
Benzoic acid	0/4		5.00E-02 - 5.00E-02	NT	2.50E-02	mg/L
Bis(2-chloroethoxy)methane	0/4		1.00E-02 - 1.00E-02	NT	5.00E-03	mg/L
Bis(2-chloroethyl) ether	0/4		1.00E-02 - 1.00E-02	NT	5.00E-03	mg/L
Bis(2-chloroisopropyl)ether	0/4		1.00E-02 - 1.00E-02	NT	5.00E-03	mg/L
Bis(2-ethylhexyl)phthalate	0/4		1.00E-02 - 1.00E-02	NT	5.00E-03	mg/L
Bromodichloromethane	0/50		1.30E-02 - 5.00E+01	NT	1.01E+01	mg/L
Bromoform	0/4		1.30E-02 - 1.30E+01	NT	1.71E+00	mg/L
Bromomethane	0/4		2.50E-02 - 2.50E+01	NT	3.28E+00	mg/L
Butyl benzyl phthalate	0/4		1.00E-02 - 1.00E-02	NT	5.00E-03	mg/L
Carbazole	0/4		1.00E-02 - 1.00E-02	NT	5.00E-03	mg/L
Carbon disulfide	0/4		1.30E-02 - 1.30E+01	NT	1.71E+00	mg/L
Carbon tetrachloride	2/50	1.20E-01 - 1.60E-01	1.30E-02 - 5.00E+01	L	4.49E-02	mg/L
Chlorobenzene	0/4		1.30E-02 - 1.30E+01	NT	1.71E+00	mg/L
Chloroethane	0/5		2.50E-02 - 2.50E+01	NT	2.64E+00	mg/L
Chloroform	1/50	2.00E-03 - 2.00E-03	5.00E-02 - 5.00E+01	L	4.41E+01	mg/L
Chloromethane	0/4		2.50E-02 - 2.50E+01	NT	3.28E+00	mg/L
Chrysene	0/4		1.00E-02 - 1.00E-02	NT	5.00E-03	mg/L
Di-n-butyl phthalate	0/4		1.00E-02 - 1.00E-02	NT	5.00E-03	mg/L
Di-n-octylphthalate	0/4		1.00E-02 - 1.00E-02	NT	5.00E-03	mg/L
Dibenz(a,h)anthracene	0/4		1.00E-02 - 1.00E-02	NT	5.00E-03	mg/L
Dibenzofuran	0/4		1.00E-02 - 1.00E-02	NT	5.00E-03	mg/L
Dibromochloromethane	0/4		1.30E-02 - 1.30E+01	NT	1.71E+00	mg/L
Dibromomethane	0/4		1.30E-02 - 1.30E+01	NT	1.71E+00	mg/L
Dichlorodifluoromethane	0/4		1.30E-02 - 1.30E+01	NT	1.71E+00	mg/L
Dichloroethene	0/3		5.00E-01 - 5.00E+01	NT	1.68E+01	mg/L
Diethyl phthalate	0/4		1.00E-02 - 1.00E-02	NT	5.00E-03	mg/L
Dimethyl phthalate	0/4		1.00E-02 - 1.00E-02	NT	5.00E-03	mg/L
Dimethylbenzene	0/19		1.30E-02 - 1.00E+02	NT	7.14E+00	mg/L
Ethane	0/1		3.00E-02 - 3.00E-02	NT	1.50E-02	mg/L
Ethyl cyanide	0/4		2.50E-01 - 2.50E+02	NT	3.28E+01	mg/L
Ethyl methacrylate	0/4		1.30E-02 - 1.30E+01	NT	1.71E+00	mg/L
Ethylbenzene	0/19		1.30E-02 - 5.00E+01	NT	4.10E+00	mg/L

Table 2.5 Data summary for all analytes (continued)

----- AREA_CODE=a MEDIA=RGa Groundwater -----
(continued)

Analyte	Frequency of Detection	Detected Range	Nondetected Range	Distribution	Arithmetic Mean	Units
Ethylene	0/1		3.00E-02 - 3.00E-02	NT	1.50E-02	mg/L
Fluoranthene	0/4		1.00E-02 - 1.00E-02	NT	5.00E-03	mg/L
Fluorene	0/4		1.00E-02 - 1.00E-02	NT	5.00E-03	mg/L
Hexachlorobenzene	0/4		1.00E-02 - 1.00E-02	NT	5.00E-03	mg/L
Hexachlorobutadiene	0/4		1.00E-02 - 1.00E-02	NT	5.00E-03	mg/L
Hexachlorocyclopentadiene	0/4		1.00E-02 - 1.00E-02	NT	5.00E-03	mg/L
Hexachloroethane	0/4		1.00E-02 - 1.00E-02	NT	5.00E-03	mg/L
Indeno(1,2,3-cd)pyrene	0/4		1.00E-02 - 1.00E-02	NT	5.00E-03	mg/L
Iodomethane	0/4		1.30E-02 - 1.30E+01	NT	1.71E+00	mg/L
Isophorone	0/4		1.00E-02 - 1.00E-02	NT	5.00E-03	mg/L
Methacrylonitrile	0/4		1.30E-02 - 1.30E+01	NT	1.71E+00	mg/L
Methyl methacrylate	0/4		1.30E-02 - 1.30E+01	NT	1.71E+00	mg/L
Methylene chloride	0/4		1.30E-02 - 1.30E+01	NT	1.71E+00	mg/L
N-Nitroso-di-n-propylamine	0/4		1.00E-02 - 1.00E-02	NT	5.00E-03	mg/L
N-Nitrosodiphenylamine	0/4		1.00E-02 - 1.00E-02	NT	5.00E-03	mg/L
Naphthalene	0/4		1.00E-02 - 1.00E-02	NT	5.00E-03	mg/L
Nitrobenzene	0/4		1.00E-02 - 1.00E-02	NT	5.00E-03	mg/L
Pentachlorophenol	0/4		5.00E-02 - 5.00E-02	NT	2.50E-02	mg/L
Phenanthrene	0/4		1.00E-02 - 1.00E-02	NT	5.00E-03	mg/L
Phenol	0/4		1.00E-02 - 1.00E-02	NT	5.00E-03	mg/L
Polychlorinated biphenyl	0/4		1.70E-04 - 1.70E-04	NT	1.70E-04	mg/L
Pyrene	0/4		1.00E-02 - 1.00E-02	NT	5.00E-03	mg/L
Styrene	0/4		1.30E-02 - 1.30E+01	NT	1.71E+00	mg/L
Tetrachloroethene	4/74	2.70E-02 - 2.30E-01	5.00E-02 - 5.00E+01	N	1.30E+01	mg/L
Toluene	0/19		1.30E-02 - 5.00E+01	NT	4.10E+00	mg/L
Trans-1,4-Dichloro-2-butene	0/4		1.30E-02 - 1.30E+01	NT	1.71E+00	mg/L
Trichloroethene	94/94	2.10E-01 - 4.60E+02		L	3.66E+02	mg/L
Trichlorofluoromethane	0/4		1.30E-02 - 1.30E+01	NT	1.71E+00	mg/L
Vinyl acetate	0/4		1.30E-02 - 1.30E+01	NT	1.71E+00	mg/L
Vinyl chloride	0/50		5.00E-03 - 1.00E+02	NT	3.83E+01	mg/L
cis-1,2-Dichloroethene	4/46	4.00E-03 - 2.20E-01	5.00E-02 - 5.00E+01	L	3.77E-02	mg/L
cis-1,3-Dichloropropene	0/4		1.30E-02 - 1.30E+01	NT	1.71E+00	mg/L
trans-1,2-Dichloroethene	2/46	2.90E-03 - 1.20E+00	5.00E-02 - 5.00E+01	L	1.64E-02	mg/L
trans-1,3-Dichloropropene	0/4		1.30E-02 - 1.30E+01	NT	1.71E+00	mg/L
Alpha activity	60/79	2.00E-01 - 6.59E+01	-1.59E+02 - 1.00E+03	L	6.24E+00	pCi/L
Americium-241	3/4	1.00E-02 - 7.00E-02	2.30E-01 - 2.30E-01	N	4.13E-02	pCi/L
Beta activity	69/79	3.75E+00 - 9.83E+03	1.00E+03 - 1.00E+03	L	2.94E+02	pCi/L
Cesium-137	3/5	1.01E+00 - 1.29E+01	4.80E-01 - 2.91E+01	N	5.46E+00	pCi/L
Neptunium-237	6/8	1.00E-01 - 1.44E+01	0.00E+00 - 2.04E+00	L	2.09E+00	pCi/L
Plutonium-239	2/8	2.00E-02 - 9.00E-02	-1.00E-02 - 0.00E+00	L	6.18E-02	pCi/L

Table 2.5 Data summary for all analytes (continued)

----- AREA_CODE=a MEDIA=RGA Groundwater -----
(continued)

Analyte	Frequency of Detection	Detected Range	Nondetected Range	Distribution	Arithmetic Mean	Units
Radon-222	4/4	2.78E+02 - 6.04E+02		N	2.39E+02	pCi/L
Technetium-99	85/88	2.00E+00 - 1.67E+04	-7.20E+00 - 0.00E+00	L	3.45E+02	pCi/L
Thorium-230	7/8	7.00E-02 - 1.10E+00	6.00E-02 - 6.00E-02	L	4.42E-01	pCi/L
Uranium-234	3/4	3.00E-02 - 1.50E-01	5.00E-02 - 5.00E-02	N	8.00E-02	pCi/L
Uranium-235	2/4	1.00E-02 - 2.00E-02	-1.00E-02 - 0.00E+00	N	5.00E-03	pCi/L
Uranium-238	3/4	1.00E-02 - 5.00E-02	-1.00E-02 --1.00E-02	N	1.75E-02	pCi/L

----- AREA_CODE=a MEDIA=UCRS Groundwater -----

Analyte	Frequency of Detection	Detected Range	Nondetected Range	Distribution	Arithmetic Mean	Units
Aluminum	14/14	1.31E-01 - 1.28E+01		L	9.55E-01	mg/L
Antimony	1/15	2.79E-02 - 2.79E-02	6.00E-02 - 1.85E-01	L	3.28E-02	mg/L
Arsenic	1/15	8.00E-03 - 8.00E-03	1.11E-03 - 5.00E-03	N	2.47E-03	mg/L
Barium	15/15	4.50E-02 - 1.98E-01		L	3.87E-02	mg/L
Beryllium	1/15	5.56E-04 - 5.56E-04	4.00E-03 - 1.50E-02	L	2.79E-03	mg/L
Cadmium	0/15		2.67E-04 - 2.50E-02	NT	5.18E-03	mg/L
Calcium	15/15	1.49E+01 - 5.75E+01		L	1.14E+01	mg/L
Chloride	14/14	1.90E+01 - 1.56E+02		L	2.36E+01	mg/L
Chromium	1/16	1.42E-02 - 1.42E-02	5.00E-02 - 6.00E-02	N	2.42E-02	mg/L
Cobalt	1/15	2.00E-03 - 2.00E-03	4.50E-02 - 5.00E-02	N	2.32E-02	mg/L
Copper	1/15	1.00E-02 - 1.00E-02	1.00E-02 - 2.50E-02	N	5.50E-03	mg/L
Cyanide	0/1		6.00E-03 - 6.00E-03	NT	3.00E-03	mg/L
Fluoride	4/13	1.00E-01 - 1.70E-01	1.00E-01 - 1.00E-01	L	9.97E-02	mg/L
Iron	15/15	1.90E-02 - 5.43E+00		L	1.08E+00	mg/L
Lead	2/4	3.69E-03 - 6.90E-02	5.00E-02 - 2.50E-01	N	4.66E-02	mg/L
Magnesium	15/15	5.63E+00 - 1.93E+01		L	4.36E+00	mg/L
Manganese	14/15	9.00E-03 - 1.13E-01	5.00E-03 - 5.00E-03	L	3.89E-02	mg/L
Mercury	0/4		2.00E-04 - 2.10E-04	NT	1.01E-04	mg/L
Molybdenum	0/13		5.00E-02 - 5.00E-02	NT	2.50E-02	mg/L
Nickel	2/15	2.03E-02 - 4.15E-01	5.00E-02 - 5.00E-02	L	1.27E-02	mg/L
Nitrate as Nitrogen	6/14	1.00E+00 - 1.90E+00	1.00E+00 - 1.00E+00	L	1.15E+00	mg/L
Potassium	2/14	2.28E+00 - 2.95E+00	2.00E+00 - 2.00E+00	L	1.56E+00	mg/L
Selenium	0/4		1.44E-03 - 5.00E-03	NT	2.06E-03	mg/L
Silica	3/3	1.70E+01 - 3.80E+01		N	1.35E+01	mg/L
Silver	0/2		5.67E-03 - 6.00E-02	NT	1.64E-02	mg/L
Sodium	15/15	5.12E+01 - 1.26E+02		L	3.73E+01	mg/L

Table 2.5 Data summary for all analytes (continued)

----- AREA_CODE=a MEDIA=UCRS Groundwater -----
(continued)

Analyte	Frequency of Detection	Detected Range	Nondetected Range	Distribution	Arithmetic Mean	Units
Tetraoxo-sulfate(1-)	14/14	8.70E+00 - 1.36E+02		N	5.51E+01	mg/L
Thallium	0/14		4.67E-04 - 6.00E-02	NT	2.79E-02	mg/L
Uranium	2/6	2.80E-04 - 3.10E-02	1.00E-03 - 1.00E-03	N	5.88E-03	mg/L
Vanadium	10/14	1.91E-02 - 1.57E-01	5.00E-02 - 5.00E-02	L	7.32E-02	mg/L
Zinc	6/15	8.00E-03 - 5.50E-02	5.00E-03 - 8.00E-03	L	9.54E-03	mg/L
1,1,1,2-Tetrachloroethane	0/1		1.30E+01 - 1.30E+01	NT	6.50E+00	mg/L
1,1,1-Trichloroethane	0/4		5.00E-02 - 5.00E+01	NT	9.44E+00	mg/L
1,1,2,2-Tetrachloroethane	0/1		1.30E+01 - 1.30E+01	NT	6.50E+00	mg/L
1,1,2-Trichloroethane	0/14		5.00E-02 - 5.00E+01	NT	1.97E+01	mg/L
1,1-Dichloroethane	0/4		5.00E-02 - 5.00E+01	NT	9.44E+00	mg/L
1,1-Dichloroethene	1/16	1.60E-03 - 1.60E-03	4.00E-03 - 5.00E+01	L	1.68E+01	mg/L
1,2,3-Trichloropropane	0/1		1.30E+01 - 1.30E+01	NT	6.50E+00	mg/L
1,2,4-Trichlorobenzene	0/1		1.00E-02 - 1.00E-02	NT	5.00E-03	mg/L
1,2-Dibromoethane	0/1		1.30E+01 - 1.30E+01	NT	6.50E+00	mg/L
1,2-Dichlorobenzene	0/1		1.00E-02 - 1.00E-02	NT	5.00E-03	mg/L
1,2-Dichloroethane	0/15		5.00E-02 - 5.00E+01	NT	1.87E+01	mg/L
1,2-Dichloropropane	0/1		1.30E+01 - 1.30E+01	NT	6.50E+00	mg/L
1,2-Dimethylbenzene	0/1		1.30E+01 - 1.30E+01	NT	6.50E+00	mg/L
1,3-Dichlorobenzene	0/1		1.00E-02 - 1.00E-02	NT	5.00E-03	mg/L
1,4-Dichlorobenzene	0/1		1.00E-02 - 1.00E-02	NT	5.00E-03	mg/L
2,4,5-Trichlorophenol	0/1		5.00E-02 - 5.00E-02	NT	2.50E-02	mg/L
2,4,6-Trichlorophenol	0/1		1.00E-02 - 1.00E-02	NT	5.00E-03	mg/L
2,4-Dichlorophenol	0/1		1.00E-02 - 1.00E-02	NT	5.00E-03	mg/L
2,4-Dimethylphenol	0/1		1.00E-02 - 1.00E-02	NT	5.00E-03	mg/L
2,4-Dinitrophenol	0/1		5.00E-02 - 5.00E-02	NT	2.50E-02	mg/L
2,4-Dinitrotoluene	0/1		1.00E-02 - 1.00E-02	NT	5.00E-03	mg/L
2,6-Dinitrotoluene	0/1		1.00E-02 - 1.00E-02	NT	5.00E-03	mg/L
2-Butanone	0/1		2.50E+01 - 2.50E+01	NT	1.25E+01	mg/L
2-Chloro-1,3-butadiene	0/1		1.30E+01 - 1.30E+01	NT	6.50E+00	mg/L
2-Chloroethyl vinyl ether	0/1		2.50E+01 - 2.50E+01	NT	1.25E+01	mg/L
2-Chloronaphthalene	0/1		1.00E-02 - 1.00E-02	NT	5.00E-03	mg/L
2-Chlorophenol	0/1		1.00E-02 - 1.00E-02	NT	5.00E-03	mg/L
2-Hexanone	0/1		2.50E+01 - 2.50E+01	NT	1.25E+01	mg/L
2-Methyl-4,6-dinitrophenol	0/1		5.00E-02 - 5.00E-02	NT	2.50E-02	mg/L
2-Methylnaphthalene	0/1		1.00E-02 - 1.00E-02	NT	5.00E-03	mg/L
2-Methylphenol	0/1		1.00E-02 - 1.00E-02	NT	5.00E-03	mg/L
2-Nitrobenzenamine	0/1		5.00E-02 - 5.00E-02	NT	2.50E-02	mg/L
2-Nitrophenol	0/1		1.00E-02 - 1.00E-02	NT	5.00E-03	mg/L
2-Propanol	0/1		1.40E+02 - 1.40E+02	NT	7.00E+01	mg/L
3,3'-Dichlorobenzidine	0/1		1.00E-02 - 1.00E-02	NT	5.00E-03	mg/L

Table 2.5 Data summary for all analytes (continued)

----- AREA_CODE=a MEDIA=UCRS Groundwater -----
(continued)

Analyte	Frequency of Detection	Detected Range	Nondetected Range	Distribution	Arithmetic Mean	Units
3-Nitrobenzenamine	0/1		5.00E-02 - 5.00E-02	NT	2.50E-02	mg/L
4-Bromophenyl phenyl ether	0/1		1.00E-02 - 1.00E-02	NT	5.00E-03	mg/L
4-Chloro-3-methylphenol	0/1		1.00E-02 - 1.00E-02	NT	5.00E-03	mg/L
4-Chlorobenzenamine	0/1		1.00E-02 - 1.00E-02	NT	5.00E-03	mg/L
4-Chlorophenyl phenyl ether	0/1		1.00E-02 - 1.00E-02	NT	5.00E-03	mg/L
4-Methyl-2-pentanone	0/1		2.50E+01 - 2.50E+01	NT	1.25E+01	mg/L
4-Methylphenol	0/1		1.00E-02 - 1.00E-02	NT	5.00E-03	mg/L
4-Nitrobenzenamine	0/1		5.00E-02 - 5.00E-02	NT	2.50E-02	mg/L
4-Nitrophenol	0/1		5.00E-02 - 5.00E-02	NT	2.50E-02	mg/L
Acenaphthene	0/2		5.00E-03 - 1.00E-02	NT	3.75E-03	mg/L
Acenaphthylene	0/2		5.00E-03 - 1.00E-02	NT	3.75E-03	mg/L
Acetone	0/1		2.50E+01 - 2.50E+01	NT	1.25E+01	mg/L
Acrolein	0/1		1.30E+02 - 1.30E+02	NT	6.50E+01	mg/L
Acrylonitrile	0/1		1.30E+02 - 1.30E+02	NT	6.50E+01	mg/L
Anthracene	0/2		5.00E-03 - 1.00E-02	NT	3.75E-03	mg/L
Benz(a)anthracene	0/2		5.00E-03 - 1.00E-02	NT	3.75E-03	mg/L
Benzene	0/13		5.00E-03 - 5.00E+01	NT	2.91E+00	mg/L
Benzenemethanol	0/1		1.00E-02 - 1.00E-02	NT	5.00E-03	mg/L
Benzo(a)pyrene	0/2		5.00E-03 - 1.00E-02	NT	3.75E-03	mg/L
Benzo(b)fluoranthene	0/2		5.00E-03 - 1.00E-02	NT	3.75E-03	mg/L
Benzo(ghi)perylene	0/2		5.00E-03 - 1.00E-02	NT	3.75E-03	mg/L
Benzo(k)fluoranthene	0/2		5.00E-03 - 1.00E-02	NT	3.75E-03	mg/L
Benzoic acid	0/1		5.00E-02 - 5.00E-02	NT	2.50E-02	mg/L
Bis(2-chloroethoxy)methane	0/1		1.00E-02 - 1.00E-02	NT	5.00E-03	mg/L
Bis(2-chloroethyl) ether	0/1		1.00E-02 - 1.00E-02	NT	5.00E-03	mg/L
Bis(2-chloroisopropyl)ether	0/1		1.00E-02 - 1.00E-02	NT	5.00E-03	mg/L
Bis(2-ethylhexyl)phthalate	1/1	1.00E-03 - 1.00E-03	1.00E-02 - 1.00E-02	NT	5.00E-04	mg/L
Bromodichloromethane	0/15		5.00E-02 - 5.00E+01	NT	2.00E+01	mg/L
Bromoform	0/1		1.30E+01 - 1.30E+01	NT	6.50E+00	mg/L
Bromomethane	0/1		2.50E+01 - 2.50E+01	NT	1.25E+01	mg/L
Butyl benzyl phthalate	0/1		1.00E-02 - 1.00E-02	NT	5.00E-03	mg/L
Carbazole	0/1		1.00E-02 - 1.00E-02	NT	5.00E-03	mg/L
Carbon disulfide	0/1		1.30E+01 - 1.30E+01	NT	6.50E+00	mg/L
Carbon tetrachloride	0/15		5.00E-02 - 5.00E+01	NT	2.00E+01	mg/L
Chlorobenzene	0/1		1.30E+01 - 1.30E+01	NT	6.50E+00	mg/L
Chloroethane	0/2		1.25E+01 - 2.50E+01	NT	9.38E+00	mg/L
Chloroform	1/16	1.30E-02 - 1.30E-02	5.00E-02 - 5.00E+01	N	1.88E+01	mg/L
Chloromethane	0/1		2.50E+01 - 2.50E+01	NT	1.25E+01	mg/L
Chrysene	0/2		5.00E-03 - 1.00E-02	NT	3.75E-03	mg/L
Di-n-butyl phthalate	0/1		1.00E-02 - 1.00E-02	NT	5.00E-03	mg/L

Table 2.5 Data summary for all analytes (continued)

----- AREA_CODE=a MEDIA=UCRS Groundwater -----
(continued)

Analyte	Frequency of Detection	Detected Range	Nondetected Range	Distribution	Arithmetic Mean	Units
Di-n-octylphthalate	0/1		1.00E-02 - 1.00E-02	NT	5.00E-03	mg/L
Dibenz(a,h)anthracene	0/2		5.00E-03 - 1.00E-02	NT	3.75E-03	mg/L
Dibenzofuran	0/1		1.00E-02 - 1.00E-02	NT	5.00E-03	mg/L
Dibromochloromethane	0/1		1.30E+01 - 1.30E+01	NT	6.50E+00	mg/L
Dibromomethane	0/1		1.30E+01 - 1.30E+01	NT	6.50E+00	mg/L
Dichlorodifluoromethane	0/1		1.30E+01 - 1.30E+01	NT	6.50E+00	mg/L
Dichloroethene	0/2		5.00E+01 - 5.00E+01	NT	2.50E+01	mg/L
Diethyl phthalate	0/1		1.00E-02 - 1.00E-02	NT	5.00E-03	mg/L
Dimethyl phthalate	0/1		1.00E-02 - 1.00E-02	NT	5.00E-03	mg/L
Dimethylbenzene	0/13		5.00E-03 - 1.00E+02	NT	4.83E+00	mg/L
Ethane	0/1		3.00E-02 - 3.00E-02	NT	1.50E-02	mg/L
Ethyl cyanide	0/1		2.50E+02 - 2.50E+02	NT	1.25E+02	mg/L
Ethyl methacrylate	0/1		1.30E+01 - 1.30E+01	NT	6.50E+00	mg/L
Ethylbenzene	0/13		5.00E-03 - 5.00E+01	NT	2.91E+00	mg/L
Ethylene	0/1		3.00E-02 - 3.00E-02	NT	1.50E-02	mg/L
Fluoranthene	0/2		5.00E-03 - 1.00E-02	NT	3.75E-03	mg/L
Fluorene	0/2		5.00E-03 - 1.00E-02	NT	3.75E-03	mg/L
Hexachlorobenzene	0/1		1.00E-02 - 1.00E-02	NT	5.00E-03	mg/L
Hexachlorobutadiene	0/1		1.00E-02 - 1.00E-02	NT	5.00E-03	mg/L
Hexachlorocyclopentadiene	0/1		1.00E-02 - 1.00E-02	NT	5.00E-03	mg/L
Hexachloroethane	0/1		1.00E-02 - 1.00E-02	NT	5.00E-03	mg/L
Indeno(1,2,3-cd)pyrene	0/2		5.00E-03 - 1.00E-02	NT	3.75E-03	mg/L
Iodomethane	0/1		1.30E+01 - 1.30E+01	NT	6.50E+00	mg/L
Isophorone	0/1		1.00E-02 - 1.00E-02	NT	5.00E-03	mg/L
Methacrylonitrile	0/1		1.30E+01 - 1.30E+01	NT	6.50E+00	mg/L
Methyl methacrylate	0/1		1.30E+01 - 1.30E+01	NT	6.50E+00	mg/L
Methylene chloride	0/1		1.30E+01 - 1.30E+01	NT	6.50E+00	mg/L
N-Nitroso-di-n-propylamine	0/1		1.00E-02 - 1.00E-02	NT	5.00E-03	mg/L
N-Nitrosodiphenylamine	0/1		1.00E-02 - 1.00E-02	NT	5.00E-03	mg/L
Naphthalene	0/2		5.00E-03 - 1.00E-02	NT	3.75E-03	mg/L
Nitrobenzene	0/1		1.00E-02 - 1.00E-02	NT	5.00E-03	mg/L
Pentachlorophenol	0/1		5.00E-02 - 5.00E-02	NT	2.50E-02	mg/L
Phenanthrene	0/2		5.00E-03 - 1.00E-02	NT	3.75E-03	mg/L
Phenol	0/1		1.00E-02 - 1.00E-02	NT	5.00E-03	mg/L
Polychlorinated biphenyl	0/1		1.70E-04 - 1.70E-04	NT	1.70E-04	mg/L
Pyrene	0/2		5.00E-03 - 1.00E-02	NT	3.75E-03	mg/L
Styrene	0/1		1.30E+01 - 1.30E+01	NT	6.50E+00	mg/L
Tetrachloroethene	0/15		5.00E-02 - 5.00E+01	NT	2.00E+01	mg/L
Toluene	0/13		5.00E-03 - 5.00E+01	NT	2.91E+00	mg/L
Trans-1,4-Dichloro-2-butene	0/1		1.30E+01 - 1.30E+01	NT	6.50E+00	mg/L

Table 2.5 Data summary for all analytes (continued)

----- AREA_CODE=a MEDIA=UCRS Groundwater -----
(continued)

Analyte	Frequency of Detection	Detected Range	Nondetected Range	Distribution	Arithmetic Mean	Units
Trichloroethene	34/36	2.30E-03 - 7.80E+02	4.00E-03 - 4.00E-03	L	1.94E+01	mg/L
Trichlorofluoromethane	0/1		1.30E+01 - 1.30E+01	NT	6.50E+00	mg/L
Vinyl acetate	0/1		1.30E+01 - 1.30E+01	NT	6.50E+00	mg/L
Vinyl chloride	0/27		4.00E-03 - 1.00E+02	NT	4.34E+01	mg/L
cis-1,2-Dichloroethene	1/25	1.30E-01 - 1.30E-01	4.00E-03 - 5.00E+01	L	2.49E+03	mg/L
cis-1,3-Dichloropropene	0/1		1.30E+01 - 1.30E+01	NT	6.50E+00	mg/L
trans-1,2-Dichloroethene	2/25	3.40E-03 - 5.00E-01	4.00E-03 - 5.00E+01	L	1.45E-03	mg/L
trans-1,3-Dichloropropene	0/1		1.30E+01 - 1.30E+01	NT	6.50E+00	mg/L
Alpha activity	28/31	1.41E-01 - 4.22E+01	-4.00E+00 - 0.00E+00	L	9.11E+00	pCi/L
Beta activity	31/31	1.00E+00 - 6.72E+02		L	5.98E+01	pCi/L
Neptunium-237	2/2	3.00E-01 - 9.00E-01		N	3.00E-01	pCi/L
Plutonium-239	1/2	1.00E-01 - 1.00E-01	0.00E+00 - 0.00E+00	N	2.50E-02	pCi/L
Radon-222	1/1	4.61E+02 - 4.61E+02		NT	2.31E+02	pCi/L
Technetium-99	20/22	2.30E+01 - 1.20E+02	0.00E+00 - 3.60E+00	N	6.09E+01	pCi/L
Thorium-230	2/2	2.00E-01 - 7.00E-01		N	2.25E-01	pCi/L

----- AREA_CODE=b MEDIA=McNairy Groundwater -----

Analyte	Frequency of Detection	Detected Range	Nondetected Range	Distribution	Arithmetic Mean	Units
Aluminum	2/35	6.50E-01 - 1.50E+00	6.25E-01 - 1.00E+00	L	3.06E-01	mg/L
Antimony	1/13	1.85E-01 - 1.85E-01	1.85E-01 - 2.50E-01	N	1.00E-01	mg/L
Arsenic	0/5		5.00E-03 - 5.00E-03	NT	2.50E-03	mg/L
Barium	4/5	8.40E-02 - 1.70E-01	7.00E-02 - 7.00E-02	N	5.74E-02	mg/L
Beryllium	0/5		1.50E-02 - 2.50E-02	NT	9.50E-03	mg/L
Cadmium	0/5		2.50E-02 - 1.00E-01	NT	3.50E-02	mg/L
Calcium	35/35	1.17E+01 - 2.76E+01		L	8.57E+00	mg/L
Chloride	32/32	5.40E+00 - 5.51E+01		L	3.97E+00	mg/L
Chromium	0/5		5.00E-02 - 6.00E-02	NT	2.80E-02	mg/L
Cobalt	0/5		4.50E-02 - 1.00E-01	NT	2.90E-02	mg/L
Copper	0/5		2.50E-02 - 1.00E-01	NT	3.50E-02	mg/L
Fluoride	14/14	1.40E-01 - 1.70E-01		N	1.56E-01	mg/L
Iron	34/35	5.14E+00 - 1.66E+01	3.00E-01 - 3.00E-01	N	5.98E+00	mg/L
Lead	0/5		6.00E-02 - 2.50E-01	NT	1.06E-01	mg/L
Magnesium	35/35	5.60E+00 - 1.23E+01		N	4.09E+00	mg/L
Manganese	34/35	2.07E-01 - 9.11E-01	2.00E-02 - 2.00E-02	N	3.48E-01	mg/L
Mercury	0/6		2.00E-04 - 2.00E-04	NT	1.00E-04	mg/L

Table 2.5 Data summary for all analytes (continued)

----- AREA_CODE=b MEDIA=McNairy Groundwater -----
(continued)

Analyte	Frequency of Detection	Detected Range	Nondetected Range	Distribution	Arithmetic Mean	Units
Molybdenum	0/5		5.00E-02 - 1.00E-01	NT	3.60E-02	mg/L
Nickel	0/5		1.00E-01 - 1.00E-01	NT	5.00E-02	mg/L
Nitrate as Nitrogen	1/32	5.60E+00 - 5.60E+00	1.00E+00 - 1.00E+00	N	5.72E-01	mg/L
Potassium	16/32	5.02E+00 - 5.58E+00	5.00E+00 - 1.05E+01	L	5.28E+00	mg/L
Selenium	0/5		5.00E-03 - 5.00E-03	NT	2.50E-03	mg/L
Silica	26/26	5.00E+00 - 2.70E+01		N	7.10E+00	mg/L
Silver	0/4		5.00E-02 - 6.00E-02	NT	2.63E-02	mg/L
Sodium	35/35	2.08E+01 - 3.81E+01		L	1.46E+01	mg/L
Sulfate	0/1		5.00E+00 - 5.00E+00	NT	2.50E+00	mg/L
Tetraoxo-sulfate(1-)	17/31	1.40E+00 - 1.72E+01	5.00E+00 - 5.00E+00	L	7.01E+00	mg/L
Thallium	0/1		4.70E-01 - 4.70E-01	NT	2.35E-01	mg/L
Tin	0/1		2.80E-01 - 2.80E-01	NT	1.40E-01	mg/L
Total Phosphate as Phosphorus	0/35		2.00E+00 - 2.00E+00	NT	1.00E+00	mg/L
Uranium	0/5		1.00E-03 - 1.00E-03	NT	1.00E-03	mg/L
Vanadium	1/1	4.00E-02 - 4.00E-02		NT	2.00E-02	mg/L
Zinc	2/5	4.50E-02 - 8.00E-02	1.00E-01 - 2.50E-01	N	5.75E-02	mg/L
1,1,1-Trichloroethane	0/43		5.00E-03 - 1.00E+00	NT	1.41E-02	mg/L
1,1,2-Trichloroethane	0/43		5.00E-03 - 1.00E+00	NT	1.41E-02	mg/L
1,1-Dichloroethane	0/43		5.00E-03 - 1.00E+00	NT	1.41E-02	mg/L
1,1-Dichloroethene	0/43		5.00E-03 - 1.00E+00	NT	1.41E-02	mg/L
1,2-Dichloroethane	0/43		5.00E-03 - 1.00E+00	NT	1.41E-02	mg/L
1,3-Dichlorobenzene	0/2		5.00E-03 - 5.00E-03	NT	2.50E-03	mg/L
Benzene	0/43		5.00E-03 - 1.00E+00	NT	1.41E-02	mg/L
Bromodichloromethane	0/43		5.00E-03 - 1.00E+00	NT	1.41E-02	mg/L
Carbon tetrachloride	0/43		5.00E-03 - 1.00E+00	NT	1.41E-02	mg/L
Chloroform	0/43		5.00E-03 - 1.00E+00	NT	1.41E-02	mg/L
Dimethylbenzene	0/43		5.00E-03 - 1.00E+00	NT	1.53E-02	mg/L
Ethylbenzene	0/43		5.00E-03 - 1.00E+00	NT	1.41E-02	mg/L
Tetrachloroethene	0/43		5.00E-03 - 1.00E+00	NT	1.41E-02	mg/L
Toluene	0/43		5.00E-03 - 1.00E+00	NT	1.41E-02	mg/L
Trichloroethene	4/43	1.00E-03 - 9.60E+00	1.00E-03 - 5.00E-03	N	2.24E-01	mg/L
Vinyl chloride	0/43		5.00E-03 - 1.00E+00	NT	3.06E-02	mg/L
cis-1,2-Dichloroethene	0/43		5.00E-03 - 1.00E+00	NT	2.81E-02	mg/L
trans-1,2-Dichloroethene	0/43		5.00E-03 - 1.00E+00	NT	2.81E-02	mg/L
Alpha activity	28/35	2.00E-01 - 7.30E+00	-3.11E+01 --2.00E-01	L	2.71E+00	pCi/L
Beta activity	34/35	1.00E+00 - 1.48E+03	0.00E+00 - 0.00E+00	L	1.73E+01	pCi/L
Neptunium-237	2/3	1.00E-01 - 4.00E-01	-3.00E-01 --3.00E-01	N	3.33E-02	pCi/L
Plutonium-238	1/2	5.00E-02 - 5.00E-02	-1.00E-01 --1.00E-01	N	-1.25E-02	pCi/L
Plutonium-239/240	0/1		-1.21E-02 --1.21E-02	NT	-6.05E-03	pCi/L
Radium-226	2/3	7.00E-01 - 8.60E-01	0.00E+00 - 0.00E+00	N	2.60E-01	pCi/L

Table 2.5 Data summary for all analytes (continued)

----- AREA_CODE=b MEDIA=McNairy Groundwater -----
(continued)

Analyte	Frequency of Detection	Detected Range	Nondetected Range	Distribution	Arithmetic Mean	Units
Radon-222	31/31	2.20E+01 - 2.91E+02		N	6.20E+01	pCi/L
Technetium-99	28/43	5.00E-01 - 1.95E+03	-1.20E+01 - 0.00E+00	L	1.43E+01	pCi/L
Thorium-230	1/2	1.00E-02 - 1.00E-02	-1.41E-01 --1.41E-01	N	-3.28E-02	pCi/L

----- AREA_CODE=b MEDIA=RGa Groundwater -----

Analyte	Frequency of Detection	Detected Range	Nondetected Range	Distribution	Arithmetic Mean	Units
Aluminum	106/298	1.25E-01 - 1.43E+02	1.50E-02 - 1.00E+00	N	1.09E+00	mg/L
Antimony	0/170		1.80E-03 - 2.50E-01	NT	8.07E-02	mg/L
Arsenic	28/399	5.00E-03 - 1.40E-01	2.60E-03 - 5.00E-03	N	3.03E-03	mg/L
Barium	99/105	2.64E-02 - 2.20E+00	7.00E-02 - 7.00E-02	L	1.96E-01	mg/L
Beryllium	9/111	3.00E-04 - 1.40E-02	2.00E-04 - 2.50E-02	N	5.86E-03	mg/L
Cadmium	3/411	1.00E-02 - 2.13E-01	3.00E-04 - 1.00E-01	N	7.72E-03	mg/L
Calcium	340/340	1.06E+01 - 4.87E+01		L	1.24E+01	mg/L
Chloride	318/318	7.60E+00 - 5.86E+02		N	2.29E+01	mg/L
Chromium	50/411	2.50E-03 - 8.89E-01	1.00E-02 - 6.00E-02	N	3.11E-02	mg/L
Chromium, hexavalent	0/12		1.00E-02 - 1.00E-02	NT	5.00E-03	mg/L
Cobalt	3/105	6.10E-03 - 9.00E-02	2.40E-03 - 1.00E-01	N	2.51E-02	mg/L
Copper	15/114	1.10E-02 - 8.10E-02	2.10E-03 - 1.00E-01	N	1.67E-02	mg/L
Fluoride	115/185	1.00E-01 - 7.10E-01	1.00E-01 - 1.00E+00	N	1.43E-01	mg/L
Iron	244/343	3.20E-02 - 4.18E+02	1.00E-02 - 5.00E-01	N	3.62E+00	mg/L
Lead	8/370	5.00E-03 - 4.32E-01	1.70E-03 - 2.50E-01	N	3.80E-02	mg/L
Magnesium	343/343	3.30E+00 - 2.88E+01		L	4.96E+00	mg/L
Manganese	218/334	2.50E-03 - 8.20E+00	5.00E-03 - 1.00E-01	N	3.37E-01	mg/L
Mercury	1/359	3.00E-04 - 3.00E-04	2.00E-04 - 4.70E-02	N	3.83E-04	mg/L
Molybdenum	3/81	1.50E-02 - 2.50E-02	4.40E-03 - 1.00E-01	N	2.88E-02	mg/L
Nickel	57/117	1.40E-02 - 5.70E-01	4.20E-03 - 1.00E-01	L	1.12E-01	mg/L
Nitrate as Nitrogen	201/304	1.00E+00 - 3.93E+01	1.00E+00 - 1.00E+00	N	1.50E+00	mg/L
Nitrate/Nitrite	6/6	5.00E-02 - 9.40E+00		N	9.37E-01	mg/L
Potassium	25/309	1.10E-01 - 2.44E+01	2.00E+00 - 1.05E+01	N	3.08E+00	mg/L
Selenium	1/369	4.76E-01 - 4.76E-01	3.80E-03 - 1.50E-02	N	3.15E-03	mg/L
Silica	188/188	1.10E+01 - 4.50E+01		L	9.91E+00	mg/L
Silver	1/55	5.70E-03 - 5.70E-03	4.10E-03 - 6.00E-02	N	2.58E-02	mg/L
Sodium	342/342	8.70E+00 - 1.62E+02		N	1.32E+01	mg/L
Sulfate	27/27	2.90E+00 - 4.20E+01		L	7.23E+00	mg/L
Tetraoxo-sulfate(1-)	291/292	6.00E+00 - 2.24E+02	2.00E+00 - 2.00E+00	N	6.72E+00	mg/L

Table 2.5 Data summary for all analytes (continued)

----- AREA_CODE=b MEDIA=RGa Groundwater -----
(continued)

Analyte	Frequency of Detection	Detected Range	Nondetected Range	Distribution	Arithmetic Mean	Units
Thallium	0/55		2.20E-03 - 4.70E-01	NT	7.94E-02	mg/L
Tin	3/13	1.80E-02 - 8.00E-01	1.70E-02 - 2.80E-01	L	4.02E-02	mg/L
Total Phosphate as Phosphorus	12/260	1.70E+00 - 3.49E+01	2.00E+00 - 2.00E+00	N	1.13E+00	mg/L
Uranium	17/416	1.00E-03 - 1.90E-01	1.00E-03 - 9.20E-02	N	4.92E-03	mg/L
Vanadium	48/63	2.50E-03 - 2.10E-01	1.70E-03 - 2.50E-01	N	3.45E-02	mg/L
Zinc	44/116	6.00E-03 - 2.29E-01	5.00E-03 - 2.50E-01	L	2.12E-02	mg/L
1,1,1,2-Tetrachloroethane	0/1		5.00E-03 - 5.00E-03	NT	2.50E-03	mg/L
1,1,1-Trichloroethane	0/417		5.00E-03 - 5.00E+00	NT	2.85E-01	mg/L
1,1,2,2-Tetrachloroethane	0/10		1.20E-03 - 5.00E-03	NT	1.74E-03	mg/L
1,1,2-Trichloro-1,2,2-trifluoroethane	2/4	8.80E-04 - 5.70E-03	3.60E-04 - 3.60E-04	N	9.13E-04	mg/L
1,1,2-Trichloroethane	1/446	2.00E-03 - 2.00E-03	5.00E-03 - 5.00E+00	N	2.87E-01	mg/L
1,1-Dichloroethane	1/420	4.10E-03 - 4.10E-03	5.00E-03 - 5.00E+00	N	2.84E-01	mg/L
1,1-Dichloroethene	1/419	1.30E-03 - 1.30E-03	5.00E-03 - 5.00E+00	N	2.85E-01	mg/L
1,2,3-Trichloropropane	0/1		2.00E-02 - 2.00E-02	NT	1.00E-02	mg/L
1,2,4,5-Tetrachlorobenzene	0/1		9.00E-03 - 9.00E-03	NT	4.50E-03	mg/L
1,2,4-Trichlorobenzene	0/1		9.00E-03 - 9.00E-03	NT	4.50E-03	mg/L
1,2-Dibromo-3-chloropropane	0/1		1.00E-02 - 1.00E-02	NT	5.00E-03	mg/L
1,2-Dibromoethane	0/1		5.00E-03 - 5.00E-03	NT	2.50E-03	mg/L
1,2-Dichlorobenzene	0/5		2.00E-04 - 9.00E-03	NT	9.80E-04	mg/L
1,2-Dichloroethane	1/449	1.10E-03 - 1.10E-03	1.00E-03 - 5.00E+00	N	2.86E-01	mg/L
1,2-Dichloroethene	0/5		5.00E-03 - 1.25E+00	NT	1.27E-01	mg/L
1,2-Dichloropropane	0/10		2.60E-04 - 5.00E-03	NT	1.55E-03	mg/L
1,3,5-Trinitrobenzene	0/1		9.00E-03 - 9.00E-03	NT	4.50E-03	mg/L
1,3-Dichlorobenzene	0/13		2.40E-04 - 1.00E-01	NT	1.17E-02	mg/L
1,3-Dinitrobenzene	0/1		9.00E-03 - 9.00E-03	NT	4.50E-03	mg/L
1,4-Dichlorobenzene	0/5		2.20E-04 - 9.00E-03	NT	9.88E-04	mg/L
1,4-Dioxane	0/1		2.00E-01 - 2.00E-01	NT	1.00E-01	mg/L
1,4-Naphthoquinone	0/1		9.00E-03 - 9.00E-03	NT	4.50E-03	mg/L
1-Naphthalenamine	0/1		9.00E-03 - 9.00E-03	NT	4.50E-03	mg/L
2,3,4,6-Tetrachlorophenol	0/1		9.00E-03 - 9.00E-03	NT	4.50E-03	mg/L
2,4,5-Trichlorophenol	0/1		9.00E-03 - 9.00E-03	NT	4.50E-03	mg/L
2,4,6-Trichlorophenol	0/1		9.00E-03 - 9.00E-03	NT	4.50E-03	mg/L
2,4-Dichlorophenol	0/1		9.00E-03 - 9.00E-03	NT	4.50E-03	mg/L
2,4-Dimethylphenol	0/1		9.00E-03 - 9.00E-03	NT	4.50E-03	mg/L
2,4-Dinitrophenol	0/1		9.00E-03 - 9.00E-03	NT	4.50E-03	mg/L
2,4-Dinitrotoluene	0/1		9.00E-03 - 9.00E-03	NT	4.50E-03	mg/L
2,6-Dinitrotoluene	0/1		9.00E-03 - 9.00E-03	NT	4.50E-03	mg/L
2-Acetylaminofluorene	0/1		9.00E-03 - 9.00E-03	NT	4.50E-03	mg/L
2-Butanone	0/9		3.40E-03 - 1.00E-01	NT	2.41E-02	mg/L
2-Chloro-1,3-butadiene	0/1		5.00E-03 - 5.00E-03	NT	2.50E-03	mg/L

Table 2.5 Data summary for all analytes (continued)

----- AREA_CODE=b MEDIA=RGA Groundwater -----
(continued)

Analyte	Frequency of Detection	Detected Range	Nondetected Range	Distribution	Arithmetic Mean	Units
2-Chloroethyl vinyl ether	0/1		5.00E-03 - 5.00E-03	NT	2.50E-03	mg/L
2-Chloronaphthalene	0/1		9.00E-03 - 9.00E-03	NT	4.50E-03	mg/L
2-Chlorophenol	0/1		9.00E-03 - 9.00E-03	NT	4.50E-03	mg/L
2-Hexanone	0/10		1.10E-03 - 5.00E-02	NT	1.37E-02	mg/L
2-Methyl-4,6-dinitrophenol	0/1		9.00E-03 - 9.00E-03	NT	4.50E-03	mg/L
2-Methylnaphthalene	0/1		9.00E-03 - 9.00E-03	NT	4.50E-03	mg/L
2-Methylphenol	0/1		9.00E-03 - 9.00E-03	NT	4.50E-03	mg/L
2-Methylpyridine	0/1		9.00E-03 - 9.00E-03	NT	4.50E-03	mg/L
2-Naphthalenamine	0/1		9.00E-03 - 9.00E-03	NT	4.50E-03	mg/L
2-Nitrobenzenamine	0/1		9.00E-03 - 9.00E-03	NT	4.50E-03	mg/L
2-Nitrophenol	0/1		9.00E-03 - 9.00E-03	NT	4.50E-03	mg/L
3,3'-Dichlorobenzidine	0/1		9.00E-03 - 9.00E-03	NT	4.50E-03	mg/L
3,3'-Dimethylbenzidine	0/1		9.00E-03 - 9.00E-03	NT	4.50E-03	mg/L
3-Methylcholanthrene	0/1		9.00E-03 - 9.00E-03	NT	4.50E-03	mg/L
3-Nitrobenzenamine	0/1		9.00E-03 - 9.00E-03	NT	4.50E-03	mg/L
4-Aminobiphenyl	0/1		9.00E-03 - 9.00E-03	NT	4.50E-03	mg/L
4-Bromophenyl phenyl ether	0/1		9.00E-03 - 9.00E-03	NT	4.50E-03	mg/L
4-Chloro-3-methylphenol	0/1		9.00E-03 - 9.00E-03	NT	4.50E-03	mg/L
4-Chlorobenzenamine	0/1		9.00E-03 - 9.00E-03	NT	4.50E-03	mg/L
4-Chlorophenyl phenyl ether	0/1		9.00E-03 - 9.00E-03	NT	4.50E-03	mg/L
4-Methyl-2-pentanone	1/9	2.50E-03 - 2.50E-03	1.10E-03 - 5.00E-02	L	2.50E-02	mg/L
4-Methylphenol	0/1		3.80E-02 - 3.80E-02	NT	1.90E-02	mg/L
4-Nitrobenzenamine	0/1		9.00E-03 - 9.00E-03	NT	4.50E-03	mg/L
4-Nitrophenol	0/1		9.00E-03 - 9.00E-03	NT	4.50E-03	mg/L
4-Nitroquinoline-1-oxide	0/1		9.00E-03 - 9.00E-03	NT	4.50E-03	mg/L
5-(2-Propenyl)-1,3-benzodioxole (Safrole)	0/1		9.00E-03 - 9.00E-03	NT	4.50E-03	mg/L
5-Nitro-o-toluidine	0/1		9.00E-03 - 9.00E-03	NT	4.50E-03	mg/L
7,12-Dimethylbenz(a)anthracene	0/1		9.00E-03 - 9.00E-03	NT	4.50E-03	mg/L
Acenaphthene	0/1		9.00E-03 - 9.00E-03	NT	4.50E-03	mg/L
Acenaphthylene	0/1		9.00E-03 - 9.00E-03	NT	4.50E-03	mg/L
Acetone	4/11	5.40E-03 - 2.30E-02	1.40E-03 - 1.00E-01	L	8.79E-03	mg/L
Acetonitrile	0/1		3.00E-02 - 3.00E-02	NT	1.50E-02	mg/L
Acetophenone	0/1		9.00E-03 - 9.00E-03	NT	4.50E-03	mg/L
Acrolein	0/1		2.00E-02 - 2.00E-02	NT	1.00E-02	mg/L
Acrylonitrile	0/1		2.00E-02 - 2.00E-02	NT	1.00E-02	mg/L
Allyl chloride	0/1		5.00E-03 - 5.00E-03	NT	2.50E-03	mg/L
Aniline	0/1		9.00E-03 - 9.00E-03	NT	4.50E-03	mg/L
Anthracene	0/1		9.00E-03 - 9.00E-03	NT	4.50E-03	mg/L
Aramite	0/1		9.00E-03 - 9.00E-03	NT	4.50E-03	mg/L
Benz(a)anthracene	0/1		9.00E-03 - 9.00E-03	NT	4.50E-03	mg/L

Table 2.5 Data summary for all analytes (continued)

----- AREA_CODE=b MEDIA=RGA Groundwater -----
(continued)

Analyte	Frequency of Detection	Detected Range	Nondetected Range	Distribution	Arithmetic Mean	Units
Benzene	0/423		5.00E-03 - 5.00E+00	NT	2.81E-01	mg/L
Benzenemethanol	0/1		9.00E-03 - 9.00E-03	NT	4.50E-03	mg/L
Benzo(a)pyrene	0/1		9.00E-03 - 9.00E-03	NT	4.50E-03	mg/L
Benzo(b)fluoranthene	0/1		9.00E-03 - 9.00E-03	NT	4.50E-03	mg/L
Benzo(ghi)perylene	0/1		9.00E-03 - 9.00E-03	NT	4.50E-03	mg/L
Benzo(k)fluoranthene	0/1		9.00E-03 - 9.00E-03	NT	4.50E-03	mg/L
Benzyl Chloride	0/1		5.00E-03 - 5.00E-03	NT	2.50E-03	mg/L
Bis(2-chloroethoxy)methane	0/1		9.00E-03 - 9.00E-03	NT	4.50E-03	mg/L
Bis(2-chloroethyl) ether	0/1		9.00E-03 - 9.00E-03	NT	4.50E-03	mg/L
Bis(2-chloroisopropyl)ether	0/1		9.00E-03 - 9.00E-03	NT	4.50E-03	mg/L
Bis(2-ethylhexyl)phthalate	0/1		9.00E-03 - 9.00E-03	NT	4.50E-03	mg/L
Bromodichloromethane	0/450		5.00E-03 - 5.00E+00	NT	2.88E-01	mg/L
Bromoform	0/12		4.40E-04 - 1.25E+00	NT	6.15E-02	mg/L
Bromomethane	0/10		2.50E-04 - 1.00E-02	NT	3.05E-03	mg/L
Butyl benzyl phthalate	0/1		9.00E-03 - 9.00E-03	NT	4.50E-03	mg/L
Carbazole	0/1		9.00E-03 - 9.00E-03	NT	4.50E-03	mg/L
Carbon disulfide	0/9		3.30E-04 - 1.00E-01	NT	2.26E-02	mg/L
Carbon tetrachloride	2/450	1.20E-02 - 1.60E-02	5.00E-03 - 5.00E+00	N	2.87E-01	mg/L
Chlorobenzene	1/9	2.00E-03 - 2.00E-03	4.90E-04 - 5.00E-03	L	1.58E-03	mg/L
Chlorobenzilate	0/1		9.00E-03 - 9.00E-03	NT	4.50E-03	mg/L
Chloroethane	0/13		1.40E-03 - 1.25E+00	NT	1.47E-01	mg/L
Chloroform	3/448	1.00E-03 - 1.40E-02	5.00E-03 - 5.00E+00	N	2.87E-01	mg/L
Chloromethane	0/10		3.70E-04 - 1.00E-02	NT	3.07E-03	mg/L
Chrysene	0/1		9.00E-03 - 9.00E-03	NT	4.50E-03	mg/L
Di-n-butyl phthalate	1/1	8.00E-03 - 8.00E-03		NT	4.00E-03	mg/L
Di-n-octylphthalate	0/1		9.00E-03 - 9.00E-03	NT	4.50E-03	mg/L
Diallate	0/1		9.00E-03 - 9.00E-03	NT	4.50E-03	mg/L
Dibenz(a,h)anthracene	0/1		9.00E-03 - 9.00E-03	NT	4.50E-03	mg/L
Dibenzofuran	0/1		9.00E-03 - 9.00E-03	NT	4.50E-03	mg/L
Dibromochloromethane	0/9		4.30E-04 - 5.00E-03	NT	1.48E-03	mg/L
Dibromomethane	0/1		5.00E-03 - 5.00E-03	NT	2.50E-03	mg/L
Dichlorodifluoromethane	0/1		5.00E-03 - 5.00E-03	NT	2.50E-03	mg/L
Diethyl phthalate	0/1		9.00E-03 - 9.00E-03	NT	4.50E-03	mg/L
Dimethoate	0/1		9.00E-03 - 9.00E-03	NT	4.50E-03	mg/L
Dimethyl phthalate	0/1		9.00E-03 - 9.00E-03	NT	4.50E-03	mg/L
Dimethylbenzene	0/423		5.00E-03 - 1.00E+01	NT	4.85E-01	mg/L
Dinoseb	0/1		9.00E-03 - 9.00E-03	NT	4.50E-03	mg/L
Diphenylamine	0/1		9.00E-03 - 9.00E-03	NT	4.50E-03	mg/L
Disulfoton	0/1		9.00E-03 - 9.00E-03	NT	4.50E-03	mg/L
Ethane	8/11	1.00E-03 - 1.97E-01	3.00E-02 - 3.00E-02	L	3.42E-02	mg/L

Table 2.5 Data summary for all analytes (continued)

----- AREA_CODE=b MEDIA=RGa Groundwater -----
(continued)

Analyte	Frequency of Detection	Detected Range	Nondetected Range	Distribution	Arithmetic Mean	Units
Ethyl cyanide	0/1		1.00E-02 - 1.00E-02	NT	5.00E-03	mg/L
Ethyl methacrylate	0/1		5.00E-03 - 5.00E-03	NT	2.50E-03	mg/L
Ethyl methanesulfonate	0/1		9.00E-03 - 9.00E-03	NT	4.50E-03	mg/L
Ethylbenzene	0/424		5.00E-03 - 5.00E+00	NT	2.80E-01	mg/L
Ethylene	8/11	7.00E-03 - 4.17E+00	3.00E-02 - 3.00E-02	L	1.71E-01	mg/L
Famphur	0/1		9.00E+00 - 9.00E+00	NT	4.50E+00	mg/L
Fluoranthene	0/1		9.00E-03 - 9.00E-03	NT	4.50E-03	mg/L
Fluorene	0/1		9.00E-03 - 9.00E-03	NT	4.50E-03	mg/L
Hexachloro-1-propene	0/1		9.00E-03 - 9.00E-03	NT	4.50E-03	mg/L
Hexachlorobenzene	0/1		9.00E-03 - 9.00E-03	NT	4.50E-03	mg/L
Hexachlorobutadiene	0/1		9.00E-03 - 9.00E-03	NT	4.50E-03	mg/L
Hexachlorocyclopentadiene	0/1		9.00E-03 - 9.00E-03	NT	4.50E-03	mg/L
Hexachloroethane	0/1		9.00E-03 - 9.00E-03	NT	4.50E-03	mg/L
Hexachlorophene	0/1		1.90E-01 - 1.90E-01	NT	9.50E-02	mg/L
Indeno(1,2,3-cd)pyrene	0/1		9.00E-03 - 9.00E-03	NT	4.50E-03	mg/L
Iodomethane	0/1		5.00E-03 - 5.00E-03	NT	2.50E-03	mg/L
Isobutanol	0/1		5.00E-03 - 5.00E-03	NT	2.50E-03	mg/L
Isodrin	0/1		9.00E-03 - 9.00E-03	NT	4.50E-03	mg/L
Isophorone	0/1		9.00E-03 - 9.00E-03	NT	4.50E-03	mg/L
Isosafrole	0/1		9.00E-03 - 9.00E-03	NT	4.50E-03	mg/L
Kepone	0/1		1.90E-01 - 1.90E-01	NT	9.50E-02	mg/L
Methacrylonitrile	0/1		5.00E-03 - 5.00E-03	NT	2.50E-03	mg/L
Methapyrilene	0/1		9.00E-03 - 9.00E-03	NT	4.50E-03	mg/L
Methyl methacrylate	0/1		5.00E-03 - 5.00E-03	NT	2.50E-03	mg/L
Methyl methanesulfonate	0/1		9.00E-03 - 9.00E-03	NT	4.50E-03	mg/L
Methyl parathion	0/1		9.00E-03 - 9.00E-03	NT	4.50E-03	mg/L
Methylene chloride	1/9	5.00E-03 - 5.00E-03	3.50E-04 - 5.00E-03	N	1.47E-03	mg/L
N-Nitroso-di-n-butylamine	0/1		9.00E-03 - 9.00E-03	NT	4.50E-03	mg/L
N-Nitroso-di-n-propylamine	0/1		9.00E-03 - 9.00E-03	NT	4.50E-03	mg/L
N-Nitrosodiethylamine	0/1		9.00E-03 - 9.00E-03	NT	4.50E-03	mg/L
N-Nitrosodimethylamine	0/1		9.00E-03 - 9.00E-03	NT	4.50E-03	mg/L
N-Nitrosodiphenylamine	0/1		9.00E-03 - 9.00E-03	NT	4.50E-03	mg/L
N-Nitrosomethylethylamine	0/1		9.00E-03 - 9.00E-03	NT	4.50E-03	mg/L
N-Nitrosomorpholine	0/1		9.00E-03 - 9.00E-03	NT	4.50E-03	mg/L
N-Nitrosopiperidine	0/1		9.00E-03 - 9.00E-03	NT	4.50E-03	mg/L
N-Nitrosopyrrolidine	0/1		9.00E-03 - 9.00E-03	NT	4.50E-03	mg/L
Naphthalene	0/1		9.00E-03 - 9.00E-03	NT	4.50E-03	mg/L
Nitrobenzene	0/1		9.00E-03 - 9.00E-03	NT	4.50E-03	mg/L
O,O,O-Triethylphosphorothioate	0/1		9.00E-03 - 9.00E-03	NT	4.50E-03	mg/L
Parathion	0/1		9.00E-03 - 9.00E-03	NT	4.50E-03	mg/L

Table 2.5 Data summary for all analytes (continued)

----- AREA_CODE=b MEDIA=RGa Groundwater -----
(continued)

Analyte	Frequency of Detection	Detected Range	Nondetected Range	Distribution	Arithmetic Mean	Units
Pentachlorobenzene	0/1		9.00E-03 - 9.00E-03	NT	4.50E-03	mg/L
Pentachloroethane	0/1		9.00E-03 - 9.00E-03	NT	4.50E-03	mg/L
Pentachloronitrobenzene	0/1		9.00E-03 - 9.00E-03	NT	4.50E-03	mg/L
Pentachlorophenol	0/1		9.00E-03 - 9.00E-03	NT	4.50E-03	mg/L
Phenacetin	0/1		9.00E-03 - 9.00E-03	NT	4.50E-03	mg/L
Phenanthrene	0/1		9.00E-03 - 9.00E-03	NT	4.50E-03	mg/L
Phenol	0/1		9.00E-03 - 9.00E-03	NT	4.50E-03	mg/L
Phorate	0/1		9.00E-03 - 9.00E-03	NT	4.50E-03	mg/L
Polychlorinated biphenyl	0/16		1.00E-04 - 1.70E-04	NT	1.18E-04	mg/L
Pronamide	0/1		9.00E-03 - 9.00E-03	NT	4.50E-03	mg/L
Pyrene	0/1		9.00E-03 - 9.00E-03	NT	4.50E-03	mg/L
Pyridine	0/1		9.00E-03 - 9.00E-03	NT	4.50E-03	mg/L
Styrene	0/10		4.00E-04 - 5.00E-03	NT	1.58E-03	mg/L
Sulfotepp	0/1		9.00E-03 - 9.00E-03	NT	4.50E-03	mg/L
Tetrachloroethene	2/449	1.90E-03 - 3.20E-01	5.00E-03 - 5.00E+00	N	2.88E-01	mg/L
Thionazin	0/1		9.00E-03 - 9.00E-03	NT	4.50E-03	mg/L
Toluene	3/424	1.00E-03 - 1.10E-02	5.00E-03 - 5.00E+00	N	2.79E-01	mg/L
Trichloroethene	495/791	7.00E-04 - 3.00E+01	1.00E-03 - 1.00E+00	N	2.17E+00	mg/L
Trichlorofluoromethane	0/1		5.00E-03 - 5.00E-03	NT	2.50E-03	mg/L
Vinyl acetate	0/6		5.00E-03 - 5.00E-02	NT	2.13E-02	mg/L
Vinyl chloride	2/462	2.50E+00 - 6.30E+00	1.30E-03 - 1.00E+01	N	9.86E-01	mg/L
a,a-Dimethylphenethylamine	0/1		9.00E-03 - 9.00E-03	NT	4.50E-03	mg/L
cis-1,2-Dichloroethene	11/457	1.10E-03 - 4.20E+00	4.70E-04 - 5.00E+00	N	5.71E-01	mg/L
cis-1,3-Dichloropropene	0/9		4.00E-04 - 5.00E-03	NT	1.48E-03	mg/L
cis-1,4-Dichloro-2-Butene	0/1		2.00E-02 - 2.00E-02	NT	1.00E-02	mg/L
o-Toluidine	0/1		9.00E-03 - 9.00E-03	NT	4.50E-03	mg/L
p-Dimethylaminoazobenzene	0/1		9.00E-03 - 9.00E-03	NT	4.50E-03	mg/L
p-Phenylenediamine	0/1		9.00E-03 - 9.00E-03	NT	4.50E-03	mg/L
trans-1,2-Dichloroethene	2/458	4.90E-04 - 3.80E-03	4.80E-04 - 5.00E+00	N	5.69E-01	mg/L
trans-1,3-Dichloropropene	0/10		4.70E-04 - 5.00E-03	NT	1.59E-03	mg/L
Alpha activity	329/529	7.00E-02 - 5.59E+01	-8.47E+01 - 1.00E+03	N	5.59E+01	pCi/L
Americium-241	9/15	1.00E-01 - 3.50E+00	-4.00E-01 - 4.00E-01	L	6.45E-01	pCi/L
Beta activity	463/529	1.00E+00 - 5.29E+03	-1.00E+01 - 1.00E+03	N	3.08E+02	pCi/L
Cesium-137	3/26	3.00E-01 - 8.00E-01	-2.70E+00 - 1.87E+04	L	4.86E-01	pCi/L
Cobalt-60	7/9	2.00E-01 - 2.30E+00	-6.00E-01 - 2.00E-01	L	9.93E-01	pCi/L
Neptunium-237	19/35	3.00E-02 - 5.00E-01	-7.34E-01 - 1.12E-02	L	1.97E-01	pCi/L
Plutonium-238	9/13	1.00E-02 - 7.00E-02	-1.40E-01 - 0.00E+00	N	6.54E-03	pCi/L
Plutonium-239	9/15	1.00E-02 - 1.30E-01	-1.26E-01 - 0.00E+00	L	7.62E-02	pCi/L
Plutonium-239/240	5/7	8.87E-04 - 3.06E-02	-3.99E-03 - 3.54E-03	L	9.95E-03	pCi/L
Protactinium-234	0/6		-2.80E+01 - 9.30E-01	NT	-7.25E+00	pCi/L

Table 2.5 Data summary for all analytes (continued)

----- AREA_CODE=b MEDIA=RGa Groundwater -----
(continued)

Analyte	Frequency of Detection	Detected Range	Nondetected Range	Distribution	Arithmetic Mean	Units
Radium-226	27/31	6.00E-02 - 7.39E+02	0.00E+00 - 0.00E+00	L	2.92E+00	pCi/L
Radon-222	247/247	1.10E+01 - 2.23E+03		N	1.12E+02	pCi/L
Technetium-99	933/1E3	2.00E-01 - 5.80E+03	-1.00E+01 - 0.00E+00	N	3.73E+02	pCi/L
Thorium-230	22/29	2.69E-02 - 4.70E+00	-5.00E-01 --2.49E-02	L	5.17E-01	pCi/L
Uranium-234	15/21	1.70E-01 - 2.00E+02	3.00E-01 - 5.00E-01	L	1.49E+00	pCi/L
Uranium-235	4/12	9.00E-02 - 9.96E+00	1.52E-02 - 2.16E-02	L	2.63E-02	pCi/L
Uranium-235/236	8/10	1.00E-02 - 3.50E-01	0.00E+00 - 0.00E+00	L	8.60E-02	pCi/L
Uranium-238	14/18	1.00E-02 - 2.11E+02	0.00E+00 - 3.00E-01	L	1.51E+00	pCi/L

----- AREA_CODE=b MEDIA=UCRS Groundwater -----

Analyte	Frequency of Detection	Detected Range	Nondetected Range	Distribution	Arithmetic Mean	Units
Aluminum	68/88	6.80E-02 - 5.41E+01	1.00E-01 - 1.00E+00	L	1.85E+00	mg/L
Antimony	0/73		2.40E-03 - 2.50E-01	NT	5.40E-02	mg/L
Arsenic	61/196	5.00E-03 - 4.53E-01	2.60E-03 - 5.00E-03	N	1.42E-02	mg/L
Barium	64/65	4.20E-02 - 5.85E-01	5.00E-02 - 5.00E-02	N	1.57E-01	mg/L
Beryllium	3/67	2.00E-04 - 4.00E-04	2.00E-04 - 2.50E-02	N	3.91E-03	mg/L
Cadmium	5/200	1.40E-02 - 1.80E-02	3.00E-04 - 1.00E-01	N	5.68E-03	mg/L
Calcium	105/105	7.55E+00 - 1.05E+02		L	2.24E+01	mg/L
Chloride	104/105	4.20E+00 - 6.29E+02	2.00E+00 - 2.00E+00	L	1.26E+02	mg/L
Chromium	36/200	1.50E-02 - 1.36E+00	1.00E-02 - 6.00E-02	N	3.16E-02	mg/L
Chromium, hexavalent	0/4		1.00E-02 - 1.00E-02	NT	5.00E-03	mg/L
Cobalt	1/65	7.50E-03 - 7.50E-03	5.00E-03 - 1.00E-01	N	2.37E-02	mg/L
Copper	3/68	1.00E-02 - 2.20E-02	8.70E-03 - 1.00E-01	N	9.00E-03	mg/L
Cyanide	0/3		2.40E-03 - 2.40E-03	NT	1.20E-03	mg/L
Fluoride	58/78	1.00E-01 - 2.40E+00	1.00E-01 - 1.00E-01	L	2.23E-01	mg/L
Iron	90/102	1.50E-02 - 3.44E+02	2.50E-01 - 5.00E-01	L	2.37E+00	mg/L
Lead	1/150	1.80E-03 - 1.80E-03	1.70E-03 - 2.50E-01	N	2.94E-02	mg/L
Magnesium	105/105	3.89E+00 - 5.30E+01		L	1.07E+01	mg/L
Manganese	76/100	1.00E-02 - 8.73E-01	2.00E-02 - 1.00E-01	L	1.98E-01	mg/L
Mercury	1/148	3.00E-04 - 3.00E-04	2.00E-04 - 4.70E-02	N	5.99E-04	mg/L
Molybdenum	1/58	1.00E-02 - 1.00E-02	4.40E-03 - 1.00E-01	N	2.49E-02	mg/L
Nickel	38/68	4.60E-02 - 2.30E+00	5.00E-02 - 1.00E-01	L	2.08E-01	mg/L
Nitrate as Nitrogen	20/97	1.00E+00 - 5.70E+00	1.00E+00 - 1.00E+00	N	5.97E-01	mg/L
Nitrate/Nitrite	5/5	9.90E-03 - 2.10E+00		N	3.29E-01	mg/L
Potassium	7/99	4.54E-01 - 9.34E+00	1.80E-02 - 1.05E+01	N	2.09E+00	mg/L

Table 2.5 Data summary for all analytes (continued)

----- AREA_CODE=b MEDIA=UCRS Groundwater -----
(continued)

Analyte	Frequency of Detection	Detected Range	Nondetected Range	Distribution	Arithmetic Mean	Units
Selenium	4/150	6.00E-03 - 1.60E-02	3.80E-03 - 5.00E-03	N	2.55E-03	mg/L
Silica	41/41	1.80E+01 - 7.90E+01		L	1.91E+01	mg/L
Silver	1/14	5.00E-03 - 5.00E-03	4.50E-03 - 6.00E-02	N	2.34E-02	mg/L
Sodium	105/105	2.20E+01 - 2.81E+02		L	6.42E+01	mg/L
Sulfate	14/14	5.20E+00 - 2.19E+02		L	6.54E+01	mg/L
Tetraoxo-sulfate(1-)	90/91	5.00E+00 - 4.90E+02	5.00E+00 - 5.00E+00	L	8.01E+01	mg/L
Thallium	2/53	7.30E-03 - 9.10E-02	3.70E-03 - 4.70E-01	L	5.30E-03	mg/L
Tin	1/4	2.60E-02 - 2.60E-02	1.70E-02 - 2.80E-01	N	4.25E-02	mg/L
Total Phosphate as Phosphorus	0/44		2.00E+00 - 2.00E+00	NT	1.00E+00	mg/L
Uranium	18/165	1.00E-03 - 1.10E-01	1.00E-03 - 9.20E-02	N	5.69E-03	mg/L
Vanadium	50/56	1.80E-03 - 5.04E-01	1.70E-03 - 5.00E-02	N	8.35E-02	mg/L
Zinc	36/68	5.00E-03 - 8.00E-02	5.00E-03 - 2.50E-01	L	1.54E-02	mg/L
1,1,1-Trichloroethane	0/72		3.60E-04 - 5.00E-01	NT	4.55E-02	mg/L
1,1,2,2-Tetrachloroethane	0/7		1.20E-03 - 5.00E-03	NT	1.69E-03	mg/L
1,1,2-Trichloro-1,2,2-trifluoroethane	0/3		3.60E-04 - 3.60E-04	NT	1.80E-04	mg/L
1,1,2-Trichloroethane	0/104		5.30E-04 - 5.00E-01	NT	7.55E-02	mg/L
1,1-Dichloroethane	2/75	1.10E-03 - 1.20E-02	3.70E-04 - 5.00E-01	L	6.76E-04	mg/L
1,1-Dichloroethene	2/74	2.20E-03 - 2.90E-03	4.40E-04 - 5.00E-01	L	1.27E-03	mg/L
1,2,4,5-Tetrachlorobenzene	0/3		4.30E-03 - 4.30E-03	NT	2.15E-03	mg/L
1,2,4-Trichlorobenzene	0/3		1.10E-03 - 1.10E-03	NT	5.50E-04	mg/L
1,2-Dichlorobenzene	0/3		3.20E-04 - 3.20E-04	NT	1.60E-04	mg/L
1,2-Dichloroethane	0/108		2.70E-04 - 5.00E-01	NT	7.53E-02	mg/L
1,2-Dichloroethene	1/3	1.40E-02 - 1.40E-02	5.00E-03 - 5.00E-03	N	4.00E-03	mg/L
1,2-Dichloropropane	0/7		2.60E-04 - 5.00E-03	NT	1.48E-03	mg/L
1,2-Diphenylhydrazine	0/3		2.00E-04 - 2.00E-04	NT	1.00E-04	mg/L
1,3-Dichlorobenzene	0/5		3.60E-04 - 5.00E-03	NT	1.11E-03	mg/L
1,4-Dichlorobenzene	0/3		3.20E-04 - 3.20E-04	NT	1.60E-04	mg/L
1-Chloronaphthalene	0/3		2.20E-04 - 2.20E-04	NT	1.10E-04	mg/L
1-Naphthalenamine	0/3		2.60E-04 - 2.60E-04	NT	1.30E-04	mg/L
2,3,4,6-Tetrachlorophenol	0/3		4.40E-04 - 4.40E-04	NT	2.20E-04	mg/L
2,4,5-Trichlorophenol	0/3		1.90E-04 - 1.90E-04	NT	9.50E-05	mg/L
2,4,6-Trichlorophenol	0/3		1.70E-04 - 1.70E-04	NT	8.50E-05	mg/L
2,4-Dichlorophenol	1/3	4.00E-04 - 4.00E-04	1.60E-04 - 1.60E-04	N	1.20E-04	mg/L
2,4-Dimethylphenol	1/3	4.40E-03 - 4.40E-03	1.10E-04 - 1.10E-04	N	7.70E-04	mg/L
2,4-Dinitrophenol	0/3		1.20E-02 - 1.20E-02	NT	6.00E-03	mg/L
2,4-Dinitrotoluene	0/3		7.00E-05 - 7.00E-05	NT	3.50E-05	mg/L
2,6-Dichlorophenol	0/3		5.00E-04 - 5.00E-04	NT	2.50E-04	mg/L
2,6-Dinitrotoluene	0/3		2.20E-04 - 2.20E-04	NT	1.10E-04	mg/L
2-Butanone	0/6		3.40E-03 - 1.00E-01	NT	2.59E-02	mg/L
2-Chloronaphthalene	0/3		1.20E-04 - 1.20E-04	NT	6.00E-05	mg/L

Table 2.5 Data summary for all analytes (continued)

----- AREA_CODE=b MEDIA=UCRS Groundwater -----
(continued)

Analyte	Frequency of Detection	Detected Range	Nondetected Range	Distribution	Arithmetic Mean	Units
2-Chlorophenol	0/3		2.70E-04 - 2.70E-04	NT	1.35E-04	mg/L
2-Hexanone	0/7		1.10E-03 - 5.00E-02	NT	1.45E-02	mg/L
2-Methyl-4,6-dinitrophenol	0/3		3.40E-03 - 3.40E-03	NT	1.70E-03	mg/L
2-Methylnaphthalene	0/3		2.90E-04 - 2.90E-04	NT	1.45E-04	mg/L
2-Methylphenol	0/3		2.00E-04 - 2.00E-04	NT	1.00E-04	mg/L
2-Methylpyridine	0/3		3.40E-03 - 3.40E-03	NT	1.70E-03	mg/L
2-Naphthalenamine	0/3		2.90E-04 - 2.90E-04	NT	1.45E-04	mg/L
2-Nitrobenzenamine	0/3		1.10E-04 - 1.10E-04	NT	5.50E-05	mg/L
2-Nitrophenol	0/3		2.40E-04 - 2.40E-04	NT	1.20E-04	mg/L
3,3'-Dichlorobenzidine	0/3		4.00E-03 - 4.00E-03	NT	2.00E-03	mg/L
3-Methylcholanthrene	0/3		1.60E-04 - 1.60E-04	NT	8.00E-05	mg/L
3-Nitrobenzenamine	0/3		1.50E-04 - 1.50E-04	NT	7.50E-05	mg/L
4,4'-DDD	0/3		1.90E-04 - 1.90E-04	NT	9.50E-05	mg/L
4,4'-DDE	0/3		2.20E-04 - 2.20E-04	NT	1.10E-04	mg/L
4,4'-DDT	0/3		1.10E-04 - 1.10E-04	NT	5.50E-05	mg/L
4-Aminobiphenyl	0/3		5.50E-04 - 5.50E-04	NT	2.75E-04	mg/L
4-Bromophenyl phenyl ether	0/3		2.20E-04 - 2.20E-04	NT	1.10E-04	mg/L
4-Chloro-3-methylphenol	0/3		2.80E-04 - 2.80E-04	NT	1.40E-04	mg/L
4-Chlorobenzenamine	0/3		7.70E-04 - 7.70E-04	NT	3.85E-04	mg/L
4-Chlorophenyl phenyl ether	0/3		2.30E-04 - 2.30E-04	NT	1.15E-04	mg/L
4-Methyl-2-pentanone	1/6	1.90E-03 - 1.90E-03	1.10E-03 - 5.00E-02	N	1.28E-02	mg/L
4-Methylphenol	1/3	2.10E-04 - 2.10E-04	1.80E-04 - 1.80E-04	N	9.50E-05	mg/L
4-Nitrobenzenamine	0/3		1.20E-03 - 1.20E-03	NT	6.00E-04	mg/L
4-Nitrophenol	0/3		3.90E-04 - 3.90E-04	NT	1.95E-04	mg/L
7,12-Dimethylbenz(a)anthracene	0/3		5.80E-03 - 5.80E-03	NT	2.90E-03	mg/L
Acenaphthene	0/3		2.10E-04 - 2.10E-04	NT	1.05E-04	mg/L
Acenaphthylene	0/3		1.10E-04 - 1.10E-04	NT	5.50E-05	mg/L
Acetone	1/7	5.20E-03 - 5.20E-03	1.40E-03 - 1.00E-01	L	8.67E-02	mg/L
Acetophenone	0/3		1.20E-04 - 1.20E-04	NT	6.00E-05	mg/L
Aldrin	0/3		3.50E-04 - 3.50E-04	NT	1.75E-04	mg/L
Aniline	0/3		2.60E-04 - 2.60E-04	NT	1.30E-04	mg/L
Anthracene	0/3		2.40E-04 - 2.40E-04	NT	1.20E-04	mg/L
Benz(a)anthracene	0/3		1.90E-04 - 1.90E-04	NT	9.50E-05	mg/L
Benzene	1/71	7.80E-03 - 7.80E-03	3.80E-04 - 5.00E-01	L	3.82E-02	mg/L
Benzenemethanol	0/3		2.90E-04 - 2.90E-04	NT	1.45E-04	mg/L
Benzidine	0/3		3.80E-02 - 3.80E-02	NT	1.90E-02	mg/L
Benzo(a)pyrene	0/3		1.50E-04 - 1.50E-04	NT	7.50E-05	mg/L
Benzo(b)fluoranthene	0/3		1.60E-04 - 1.60E-04	NT	8.00E-05	mg/L
Benzo(ghi)perylene	0/3		3.20E-04 - 3.20E-04	NT	1.60E-04	mg/L
Benzo(k)fluoranthene	0/3		1.60E-04 - 1.60E-04	NT	8.00E-05	mg/L

Table 2.5 Data summary for all analytes (continued)

----- AREA_CODE=b MEDIA=UCRS Groundwater -----
(continued)

Analyte	Frequency of Detection	Detected Range	Nondetected Range	Distribution	Arithmetic Mean	Units
Benzoic acid	0/3		6.60E-03 - 6.60E-03	NT	3.30E-03	mg/L
Bis(2-chloroethoxy)methane	0/3		2.50E-04 - 2.50E-04	NT	1.25E-04	mg/L
Bis(2-chloroethyl) ether	0/3		2.90E-04 - 2.90E-04	NT	1.45E-04	mg/L
Bis(2-chloroisopropyl)ether	0/3		3.50E-04 - 3.50E-04	NT	1.75E-04	mg/L
Bis(2-ethylhexyl)phthalate	0/3		3.00E-04 - 3.00E-04	NT	1.50E-04	mg/L
Bromodichloromethane	0/108		5.00E-04 - 5.00E-01	NT	7.53E-02	mg/L
Bromoform	0/6		4.40E-04 - 5.00E-03	NT	1.36E-03	mg/L
Bromomethane	0/7		2.50E-04 - 1.00E-02	NT	2.91E-03	mg/L
Butyl benzyl phthalate	0/3		6.40E-04 - 6.40E-04	NT	3.20E-04	mg/L
Carbon disulfide	0/6		3.30E-04 - 1.00E-01	NT	2.51E-02	mg/L
Carbon tetrachloride	0/108		3.50E-04 - 5.00E-01	NT	7.53E-02	mg/L
Chlorobenzene	0/6		4.90E-04 - 5.00E-03	NT	1.37E-03	mg/L
Chloroethane	1/9	8.20E-01 - 8.20E-01	1.40E-03 - 2.50E-02	L	3.43E-02	mg/L
Chloroform	0/107		4.10E-04 - 5.00E-01	NT	7.60E-02	mg/L
Chloromethane	0/7		3.70E-04 - 1.00E-02	NT	2.94E-03	mg/L
Chrysene	0/3		2.10E-04 - 2.10E-04	NT	1.05E-04	mg/L
Di-n-butyl phthalate	3/3	4.40E-04 - 9.80E-04		N	3.37E-04	mg/L
Di-n-octylphthalate	0/3		1.50E-04 - 1.50E-04	NT	7.50E-05	mg/L
Dibenz(a,h)anthracene	0/3		2.80E-04 - 2.80E-04	NT	1.40E-04	mg/L
Dibenzofuran	0/3		1.10E-04 - 1.10E-04	NT	5.50E-05	mg/L
Dibromochloromethane	0/6		4.30E-04 - 5.00E-03	NT	1.36E-03	mg/L
Dieldrin	0/3		2.80E-04 - 2.80E-04	NT	1.40E-04	mg/L
Diethyl phthalate	1/3	8.50E-04 - 8.50E-04	2.30E-04 - 2.30E-04	N	2.18E-04	mg/L
Dimethyl phthalate	0/3		9.00E-05 - 9.00E-05	NT	4.50E-05	mg/L
Dimethylbenzene	1/72	7.20E-03 - 7.20E-03	1.30E-03 - 1.00E+00	L	5.76E-02	mg/L
Ethane	3/4	1.28E-01 - 3.03E-01	3.00E-02 - 3.00E-02	N	8.21E-02	mg/L
Ethyl methanesulfonate	0/3		1.50E-03 - 1.50E-03	NT	7.50E-04	mg/L
Ethylbenzene	1/72	8.70E-04 - 8.70E-04	4.40E-04 - 5.00E-01	L	3.79E-02	mg/L
Ethylene	3/4	2.24E+00 - 3.96E+00	3.00E-02 - 3.00E-02	N	1.14E+00	mg/L
Fluoranthene	0/3		2.30E-04 - 2.30E-04	NT	1.15E-04	mg/L
Fluorene	0/3		2.20E-04 - 2.20E-04	NT	1.10E-04	mg/L
Heptachlor	0/3		2.50E-04 - 2.50E-04	NT	1.25E-04	mg/L
Hexachlorobenzene	0/3		2.10E-04 - 2.10E-04	NT	1.05E-04	mg/L
Hexachlorobutadiene	0/3		3.00E-04 - 3.00E-04	NT	1.50E-04	mg/L
Hexachlorocyclopentadiene	0/3		1.70E-04 - 1.70E-04	NT	8.50E-05	mg/L
Hexachloroethane	0/3		3.50E-04 - 3.50E-04	NT	1.75E-04	mg/L
Indeno(1,2,3-cd)pyrene	0/3		2.20E-04 - 2.20E-04	NT	1.10E-04	mg/L
Isophorone	1/3	6.60E-03 - 6.60E-03	2.20E-04 - 2.20E-04	N	1.17E-03	mg/L
Lindane	0/3		2.40E-04 - 2.40E-04	NT	1.20E-04	mg/L
Methoxychlor	0/3		1.60E-04 - 1.60E-04	NT	8.00E-05	mg/L

Table 2.5 Data summary for all analytes (continued)

----- AREA_CODE=b MEDIA=UCRS Groundwater -----
(continued)

Analyte	Frequency of Detection	Detected Range	Nondetected Range	Distribution	Arithmetic Mean	Units
Methyl methanesulfonate	0/3		2.40E-04 - 2.40E-04	NT	1.20E-04	mg/L
Methylene chloride	0/6		3.50E-04 - 5.00E-03	NT	1.34E-03	mg/L
N-Nitroso-di-n-propylamine	0/3		2.70E-04 - 2.70E-04	NT	1.35E-04	mg/L
N-Nitrosodimethylamine	0/3		2.30E-04 - 2.30E-04	NT	1.15E-04	mg/L
N-Nitrosodiphenylamine	0/3		1.20E-04 - 1.20E-04	NT	6.00E-05	mg/L
N-Nitrosopiperidine	0/3		1.30E-03 - 1.30E-03	NT	6.50E-04	mg/L
Naphthalene	0/3		2.90E-04 - 2.90E-04	NT	1.45E-04	mg/L
Nitrobenzene	0/3		3.60E-04 - 3.60E-04	NT	1.80E-04	mg/L
PCB-1016	0/3		4.10E-04 - 4.10E-04	NT	4.10E-04	mg/L
PCB-1221	0/3		2.20E-04 - 2.20E-04	NT	2.20E-04	mg/L
PCB-1232	0/3		1.50E-04 - 1.50E-04	NT	1.50E-04	mg/L
PCB-1242	0/3		6.70E-04 - 6.70E-04	NT	6.70E-04	mg/L
PCB-1248	0/3		2.90E-04 - 2.90E-04	NT	2.90E-04	mg/L
PCB-1254	0/3		1.60E-05 - 1.60E-05	NT	1.60E-05	mg/L
PCB-1260	0/3		2.50E-05 - 2.50E-05	NT	2.50E-05	mg/L
Pentachlorobenzene	0/3		2.00E-03 - 2.00E-03	NT	1.00E-03	mg/L
Pentachloronitrobenzene	0/3		4.70E-03 - 4.70E-03	NT	2.35E-03	mg/L
Pentachlorophenol	0/3		2.40E-04 - 2.40E-04	NT	1.20E-04	mg/L
Phenacetin	0/3		1.10E-04 - 1.10E-04	NT	5.50E-05	mg/L
Phenanthrene	0/3		2.10E-04 - 2.10E-04	NT	1.05E-04	mg/L
Phenol	0/3		6.20E-04 - 6.20E-04	NT	3.10E-04	mg/L
Polychlorinated biphenyl	0/4		1.00E-04 - 1.00E-04	NT	1.00E-04	mg/L
Pronamide	0/3		5.30E-03 - 5.30E-03	NT	2.65E-03	mg/L
Pyrene	0/3		2.50E-04 - 2.50E-04	NT	1.25E-04	mg/L
Pyridine	0/3		4.70E-04 - 4.70E-04	NT	2.35E-04	mg/L
Styrene	0/7		4.00E-04 - 5.00E-03	NT	1.51E-03	mg/L
Tetrachloroethene	0/107		3.50E-04 - 5.00E-01	NT	7.60E-02	mg/L
Toluene	1/72	1.80E-02 - 1.80E-02	4.40E-04 - 5.00E-01	L	3.72E-02	mg/L
Trichloroethene	218/291	1.00E-03 - 3.10E+03	1.00E-03 - 1.00E-02	N	1.09E+01	mg/L
Vinyl acetate	0/4		5.00E-02 - 5.00E-02	NT	2.50E-02	mg/L
Vinyl chloride	34/113	4.20E-02 - 5.00E+00	1.30E-03 - 1.00E+00	L	2.52E-02	mg/L
a,a-Dimethylphenethylamine	0/3		4.10E-03 - 4.10E-03	NT	2.05E-03	mg/L
alpha-BHC	0/3		2.10E-04 - 2.10E-04	NT	1.05E-04	mg/L
beta-BHC	0/3		5.40E-04 - 5.40E-04	NT	2.70E-04	mg/L
cis-1,2-Dichloroethene	55/109	6.70E-04 - 4.90E+00	4.70E-04 - 5.00E-02	N	8.92E-01	mg/L
cis-1,3-Dichloropropene	0/6		4.00E-04 - 5.00E-03	NT	1.35E-03	mg/L
delta-BHC	0/3		2.20E-03 - 2.20E-03	NT	1.10E-03	mg/L
p-Dimethylaminoazobenzene	0/3		1.20E-02 - 1.20E-02	NT	6.00E-03	mg/L
trans-1,2-Dichloroethene	1/109	5.10E-03 - 5.10E-03	4.80E-04 - 5.00E-01	N	1.54E-01	mg/L
trans-1,3-Dichloropropene	0/7		4.70E-04 - 5.00E-03	NT	1.53E-03	mg/L

Table 2.5 Data summary for all analytes (continued)

----- AREA_CODE=b MEDIA=UCRS Groundwater -----
(continued)

Analyte	Frequency of Detection	Detected Range	Nondetected Range	Distribution	Arithmetic Mean	Units
Alpha activity	133/175	2.00E-01 - 3.00E+01	-1.00E+01 - 1.00E+03	N	6.48E+01	pCi/L
Americium-241	2/5	1.90E-01 - 3.40E-01	-2.60E+00 - 0.00E+00	N	-3.97E-01	pCi/L
Beta activity	148/175	1.00E+00 - 1.26E+03	-9.00E+00 - 1.00E+03	L	4.11E+01	pCi/L
Cesium-137	0/9		-1.20E+00 - 1.86E+01	NT	3.47E+00	pCi/L
Cobalt-60	2/3	1.00E-01 - 1.20E+00	-4.00E-01 --4.00E-01	N	1.50E-01	pCi/L
Neptunium-237	7/12	1.00E-02 - 4.00E-01	-4.00E-01 --1.00E-01	N	-7.38E-03	pCi/L
Plutonium-238	1/2	8.00E-02 - 8.00E-02	0.00E+00 - 0.00E+00	N	2.00E-02	pCi/L
Plutonium-239	4/9	1.00E-02 - 7.60E-01	-2.31E-01 - 0.00E+00	L	2.79E-01	pCi/L
Plutonium-239/240	1/1	2.07E-02 - 2.07E-02		NT	1.04E-02	pCi/L
Protactinium-234	0/2		1.30E+01 - 2.70E+01	NT	1.00E+01	pCi/L
Radium-226	2/5	3.70E-01 - 6.00E-01	0.00E+00 - 0.00E+00	N	9.70E-02	pCi/L
Radon-222	38/38	1.20E+01 - 2.05E+03		N	4.60E+02	pCi/L
Technetium-99	313/333	1.00E+00 - 8.78E+02	-4.20E+00 - 5.53E+02	N	2.09E+02	pCi/L
Thorium-230	9/11	8.00E-02 - 8.00E-01	-2.68E-01 - 0.00E+00	N	1.96E-01	pCi/L
Uranium-234	9/11	3.40E-01 - 1.44E+01	3.00E-01 - 3.00E-01	L	1.84E+00	pCi/L
Uranium-235	5/8	9.12E-02 - 9.10E-01	1.52E-02 - 1.72E-02	L	1.63E-01	pCi/L
Uranium-235/236	4/5	1.00E-02 - 8.00E-02	-1.88E-01 --1.88E-01	N	-1.16E-02	pCi/L
Uranium-238	9/9	8.00E-02 - 3.48E+01		L	1.83E+01	pCi/L

----- AREA_CODE=c MEDIA=RGA Groundwater -----

Analyte	Frequency of Detection	Detected Range	Nondetected Range	Distribution	Arithmetic Mean	Units
Aluminum	9/16	2.76E-01 - 2.16E+01	1.00E-01 - 1.00E+00	L	1.59E+00	mg/L
Antimony	0/33		6.00E-02 - 2.50E-01	NT	7.95E-02	mg/L
Arsenic	0/33		5.00E-03 - 5.00E-03	NT	2.50E-03	mg/L
Barium	32/33	3.50E-02 - 3.60E-01	7.00E-02 - 7.00E-02	N	1.04E-01	mg/L
Beryllium	0/33		5.00E-03 - 2.50E-02	NT	6.74E-03	mg/L
Cadmium	0/33		1.00E-02 - 1.00E-01	NT	1.70E-02	mg/L
Calcium	33/33	1.56E+01 - 3.99E+01		N	1.31E+01	mg/L
Chloride	33/33	2.20E+01 - 1.20E+02		N	2.84E+01	mg/L
Chromium	11/33	7.10E-02 - 8.62E+00	5.00E-02 - 6.00E-02	L	7.23E-02	mg/L
Cobalt	0/33		4.50E-02 - 1.00E-01	NT	2.52E-02	mg/L
Copper	5/33	2.60E-02 - 1.31E-01	1.00E-02 - 1.00E-01	L	8.86E-03	mg/L
Fluoride	28/32	1.00E-01 - 2.40E-01	1.00E-01 - 1.00E-01	N	1.67E-01	mg/L
Iron	25/33	2.10E-01 - 6.64E+01	1.00E-02 - 3.60E-01	L	3.44E+00	mg/L
Lead	0/23		2.50E-01 - 2.50E-01	NT	1.25E-01	mg/L

Table 2.5 Data summary for all analytes (continued)

----- AREA_CODE=c MEDIA=RGa Groundwater -----
(continued)

Analyte	Frequency of Detection	Detected Range	Nondetected Range	Distribution	Arithmetic Mean	Units
Magnesium	33/33	3.26E+00 - 1.43E+01		N	4.92E+00	mg/L
Manganese	27/33	1.10E-02 - 1.09E+00	2.00E-02 - 1.00E-01	L	1.94E-01	mg/L
Mercury	0/22		2.00E-04 - 2.00E-04	NT	1.00E-04	mg/L
Molybdenum	2/16	8.00E-02 - 1.00E-01	5.00E-02 - 1.00E-01	N	3.22E-02	mg/L
Nickel	10/33	1.10E-01 - 6.73E-01	5.00E-02 - 1.00E-01	L	9.02E-02	mg/L
Nitrate as Nitrogen	20/33	1.00E+00 - 3.00E+00	1.00E+00 - 1.00E+00	L	1.40E+00	mg/L
Potassium	5/30	2.90E+00 - 8.33E+00	2.00E+00 - 1.05E+01	L	2.87E+00	mg/L
Selenium	0/24		5.00E-03 - 5.00E-03	NT	2.50E-03	mg/L
Silica	16/16	1.10E+01 - 3.60E+01		L	1.06E+01	mg/L
Silver	0/23		5.00E-02 - 6.00E-02	NT	2.87E-02	mg/L
Sodium	33/33	2.68E+01 - 8.74E+01		L	2.62E+01	mg/L
Sulfate	4/4	1.75E+01 - 3.35E+01		N	1.27E+01	mg/L
Tetraoxo-sulfate(1-)	29/29	3.80E+00 - 1.43E+02		L	1.35E+01	mg/L
Thallium	0/10		4.40E-02 - 6.00E-02	NT	2.92E-02	mg/L
Total Phosphate as Phosphorus	0/6		2.00E+00 - 2.00E+00	NT	1.00E+00	mg/L
Uranium	2/58	1.00E-03 - 1.00E-03	1.00E-03 - 1.00E-03	N	1.00E-03	mg/L
Vanadium	8/10	5.30E-02 - 1.31E-01	5.00E-02 - 5.00E-02	L	8.71E-02	mg/L
Zinc	11/33	1.10E-02 - 1.30E-01	5.00E-03 - 2.50E-01	L	2.01E-02	mg/L
1,1,1-Trichloroethane	0/72		5.00E-03 - 5.00E-01	NT	4.46E-02	mg/L
1,1,2-Trichloroethane	0/71		5.00E-03 - 5.00E-01	NT	4.52E-02	mg/L
1,1-Dichloroethane	0/71		5.00E-03 - 5.00E-01	NT	4.52E-02	mg/L
1,1-Dichloroethene	2/72	8.00E-03 - 6.50E-02	5.00E-03 - 5.00E-01	L	4.48E-04	mg/L
1,2-Dichloroethane	0/72		1.00E-03 - 5.00E-01	NT	4.43E-02	mg/L
Benzene	0/71		5.00E-03 - 5.00E-01	NT	4.52E-02	mg/L
Bromodichloromethane	0/71		5.00E-03 - 5.00E-01	NT	4.52E-02	mg/L
Carbon tetrachloride	0/72		5.00E-03 - 5.00E-01	NT	4.46E-02	mg/L
Chloroethane	0/1		1.25E-01 - 1.25E-01	NT	6.25E-02	mg/L
Chloroform	2/72	5.00E-03 - 5.00E-03	5.00E-03 - 5.00E-01	L	5.28E-02	mg/L
Dimethylbenzene	0/71		5.00E-03 - 1.00E+00	NT	7.84E-02	mg/L
Ethane	0/1		3.00E-02 - 3.00E-02	NT	1.50E-02	mg/L
Ethylbenzene	0/71		5.00E-03 - 5.00E-01	NT	4.52E-02	mg/L
Ethylene	0/1		3.00E-02 - 3.00E-02	NT	1.50E-02	mg/L
Polychlorinated biphenyl	0/8		1.00E-04 - 1.70E-04	NT	1.61E-04	mg/L
Tetrachloroethene	0/71		5.00E-03 - 5.00E-01	NT	4.52E-02	mg/L
Toluene	0/71		5.00E-03 - 5.00E-01	NT	4.52E-02	mg/L
Trichloroethene	78/112	1.00E-03 - 1.50E+00	1.00E-03 - 1.00E-03	N	3.50E-01	mg/L
Vinyl chloride	0/72		5.00E-03 - 1.00E+00	NT	1.49E-01	mg/L
cis-1,2-Dichloroethene	2/72	5.00E-03 - 9.80E-03	5.00E-03 - 5.00E-01	L	2.54E-03	mg/L
trans-1,2-Dichloroethene	0/72		5.00E-03 - 5.00E-01	NT	8.92E-02	mg/L
Alpha activity	91/111	1.00E-01 - 1.92E+01	-5.30E+00 --2.00E-01	L	3.06E+00	pCi/L

Table 2.5 Data summary for all analytes (continued)

----- AREA_CODE=c MEDIA=RGA Groundwater -----
(continued)

Analyte	Frequency of Detection	Detected Range	Nondetected Range	Distribution	Arithmetic Mean	Units
Beta activity	110/111	2.00E+00 - 2.02E+03	0.00E+00 - 0.00E+00	N	5.73E+01	pCi/L
Cesium-137	0/1		2.11E+01 - 2.11E+01	NT	1.06E+01	pCi/L
Radon-222	16/16	2.36E+02 - 6.59E+03		L	4.69E+02	pCi/L
Technetium-99	108/113	1.00E+00 - 3.15E+03	-3.00E+00 - 0.00E+00	N	1.55E+02	pCi/L

----- AREA_CODE=c MEDIA=UCRS Groundwater -----

Analyte	Frequency of Detection	Detected Range	Nondetected Range	Distribution	Arithmetic Mean	Units
Aluminum	6/6	2.94E-01 - 5.92E+00		N	9.61E-01	mg/L
Antimony	0/6		6.00E-02 - 6.00E-02	NT	3.00E-02	mg/L
Arsenic	0/6		5.00E-03 - 5.00E-03	NT	2.50E-03	mg/L
Barium	6/6	6.40E-02 - 1.61E-01		N	5.02E-02	mg/L
Beryllium	0/6		5.00E-03 - 5.00E-03	NT	2.50E-03	mg/L
Cadmium	0/6		1.00E-02 - 1.00E-02	NT	5.00E-03	mg/L
Calcium	6/6	1.17E+01 - 3.45E+01		N	9.72E+00	mg/L
Chloride	5/5	1.00E+01 - 6.10E+01		N	1.13E+01	mg/L
Chromium	0/6		5.00E-02 - 5.00E-02	NT	2.50E-02	mg/L
Cobalt	0/6		5.00E-02 - 5.00E-02	NT	2.50E-02	mg/L
Copper	0/6		1.00E-02 - 1.00E-02	NT	5.00E-03	mg/L
Fluoride	0/5		1.00E-01 - 1.00E-01	NT	1.00E-01	mg/L
Iron	6/6	1.39E-01 - 6.44E+00		N	9.26E-01	mg/L
Magnesium	6/6	4.08E+00 - 1.32E+01		N	3.48E+00	mg/L
Manganese	6/6	2.00E-02 - 3.22E-01		N	7.56E-02	mg/L
Molybdenum	0/6		5.00E-02 - 5.00E-02	NT	2.50E-02	mg/L
Nickel	0/6		5.00E-02 - 5.00E-02	NT	2.50E-02	mg/L
Nitrate as Nitrogen	2/5	1.20E+00 - 1.20E+00	1.00E+00 - 1.00E+00	N	5.40E-01	mg/L
Potassium	1/6	2.44E+00 - 2.44E+00	2.00E+00 - 2.00E+00	N	1.04E+00	mg/L
Silica	5/5	2.30E+01 - 6.40E+01		N	1.99E+01	mg/L
Sodium	6/6	2.07E+01 - 9.14E+01		N	2.59E+01	mg/L
Tetraoxo-sulfate(1-)	5/5	8.00E+00 - 1.28E+02		N	3.32E+01	mg/L
Thallium	0/6		1.00E-02 - 6.00E-02	NT	2.45E-02	mg/L
Uranium	2/10	1.00E-03 - 4.00E-03	1.00E-03 - 1.00E-03	N	1.30E-03	mg/L
Vanadium	4/6	5.60E-02 - 7.10E-02	5.00E-02 - 5.00E-02	N	2.95E-02	mg/L
Zinc	5/6	6.00E-03 - 6.90E-02	5.00E-03 - 5.00E-03	N	1.24E-02	mg/L
1,1,1-Trichloroethane	0/6		5.00E-03 - 5.00E-03	NT	2.50E-03	mg/L
1,1,2-Trichloroethane	0/6		5.00E-03 - 5.00E-03	NT	2.50E-03	mg/L

Table 2.5 Data summary for all analytes (continued)

----- AREA_CODE=c MEDIA=UCRS Groundwater -----
(continued)

Analyte	Frequency of Detection	Detected Range	Nondetected Range	Distribution	Arithmetic Mean	Units
1,1-Dichloroethane	0/6		5.00E-03 - 5.00E-03	NT	2.50E-03	mg/L
1,1-Dichloroethene	0/6		5.00E-03 - 5.00E-03	NT	2.50E-03	mg/L
1,2-Dichloroethane	0/6		1.00E-03 - 5.00E-03	NT	2.17E-03	mg/L
Benzene	1/7	1.00E-03 - 1.00E-03	5.00E-03 - 5.00E-03	N	2.21E-03	mg/L
Bromodichloromethane	0/6		5.00E-03 - 5.00E-03	NT	2.50E-03	mg/L
Carbon tetrachloride	0/6		5.00E-03 - 5.00E-03	NT	2.50E-03	mg/L
Chloroform	6/8	5.00E-03 - 1.70E-02	5.00E-03 - 5.00E-03	L	8.46E-03	mg/L
Dimethylbenzene	0/6		5.00E-03 - 1.00E-02	NT	3.33E-03	mg/L
Ethylbenzene	0/6		5.00E-03 - 5.00E-03	NT	2.50E-03	mg/L
Tetrachloroethene	0/6		5.00E-03 - 5.00E-03	NT	2.50E-03	mg/L
Toluene	0/6		5.00E-03 - 5.00E-03	NT	2.50E-03	mg/L
Trichloroethene	5/22	1.00E-03 - 9.40E-02	1.00E-03 - 1.00E-03	L	4.39E-04	mg/L
Vinyl chloride	0/6		5.00E-03 - 1.00E-02	NT	6.67E-03	mg/L
cis-1,2-Dichloroethene	0/6		5.00E-03 - 5.00E-03	NT	5.00E-03	mg/L
trans-1,2-Dichloroethene	0/6		5.00E-03 - 5.00E-03	NT	5.00E-03	mg/L
Alpha activity	20/23	4.00E-01 - 1.33E+01	-3.10E+00 - 0.00E+00	L	4.14E+00	pCi/L
Beta activity	23/23	3.00E+00 - 9.50E+01		L	2.10E+01	pCi/L
Technetium-99	23/23	2.00E+00 - 9.40E+01		N	4.68E+01	pCi/L

----- AREA_CODE=d MEDIA=McNairy Groundwater -----

Analyte	Frequency of Detection	Detected Range	Nondetected Range	Distribution	Arithmetic Mean	Units
Aluminum	5/9	1.08E-01 - 2.10E-01	1.00E-01 - 7.50E-01	L	1.70E-01	mg/L
Antimony	0/13		6.00E-02 - 2.50E-01	NT	6.60E-02	mg/L
Arsenic	0/13		5.00E-03 - 5.00E-03	NT	2.50E-03	mg/L
Barium	13/13	1.32E-01 - 1.68E-01		N	7.62E-02	mg/L
Beryllium	0/13		4.00E-03 - 2.50E-02	NT	5.50E-03	mg/L
Cadmium	0/13		1.00E-02 - 1.00E-01	NT	1.19E-02	mg/L
Calcium	13/13	1.71E+01 - 2.18E+01		N	9.88E+00	mg/L
Chloride	13/13	6.90E+00 - 1.10E+01		L	4.15E+00	mg/L
Chromium	0/11		5.00E-02 - 6.00E-02	NT	2.73E-02	mg/L
Cobalt	0/13		4.50E-02 - 1.00E-01	NT	2.58E-02	mg/L
Copper	2/13	1.60E-02 - 2.00E-02	1.00E-02 - 1.00E-01	L	1.07E-02	mg/L
Fluoride	11/11	1.60E-01 - 1.80E-01		N	1.73E-01	mg/L
Iron	13/13	2.34E+00 - 1.02E+01		L	3.01E+00	mg/L
Lead	0/11		5.00E-02 - 2.50E-01	NT	7.05E-02	mg/L

Table 2.5 Data summary for all analytes (continued)

----- AREA_CODE=d MEDIA=McNairy Groundwater -----
(continued)

Analyte	Frequency of Detection	Detected Range	Nondetected Range	Distribution	Arithmetic Mean	Units
Magnesium	13/13	6.40E+00 - 7.51E+00		L	3.41E+00	mg/L
Manganese	13/13	3.14E-01 - 5.14E-01		N	2.13E-01	mg/L
Mercury	0/11		2.00E-04 - 2.00E-04	NT	1.00E-04	mg/L
Molybdenum	0/9		5.00E-02 - 1.00E-01	NT	2.83E-02	mg/L
Nickel	0/13		5.00E-02 - 1.00E-01	NT	3.85E-02	mg/L
Nitrate as Nitrogen	0/13		1.00E+00 - 1.00E+00	NT	5.00E-01	mg/L
Potassium	9/12	4.37E+00 - 1.23E+01	1.05E+01 - 1.05E+01	N	4.08E+00	mg/L
Selenium	0/13		5.00E-03 - 5.00E-03	NT	2.50E-03	mg/L
Silica	9/9	2.30E+01 - 3.40E+01		L	1.41E+01	mg/L
Silver	0/6		5.00E-02 - 6.00E-02	NT	2.92E-02	mg/L
Sodium	13/13	1.50E+01 - 2.10E+01		N	9.10E+00	mg/L
Tetraoxo-sulfate(1-)	10/10	2.50E+01 - 2.89E+01		N	1.36E+01	mg/L
Thallium	1/7	1.02E+00 - 1.02E+00	5.60E-02 - 4.70E-01	L	1.26E-01	mg/L
Uranium	0/14		1.00E-03 - 1.00E-03	NT	1.00E-03	mg/L
Vanadium	4/7	5.10E-02 - 6.60E-02	5.00E-02 - 5.00E-02	L	5.36E-02	mg/L
Zinc	12/13	3.70E-02 - 1.90E-01	2.50E-01 - 2.50E-01	L	1.10E-01	mg/L
1,1,1-Trichloroethane	0/9		5.00E-03 - 5.00E-03	NT	2.50E-03	mg/L
1,1,2,2-Tetrachloroethane	0/1		5.00E-03 - 5.00E-03	NT	2.50E-03	mg/L
1,1,2-Trichloroethane	0/8		5.00E-03 - 5.00E-03	NT	2.50E-03	mg/L
1,1-Dichloroethane	0/8		5.00E-03 - 5.00E-03	NT	2.50E-03	mg/L
1,1-Dichloroethene	0/9		5.00E-03 - 1.00E-02	NT	2.78E-03	mg/L
1,2-Dichloroethane	0/9		5.00E-03 - 5.00E-03	NT	2.50E-03	mg/L
1,2-Dichloroethene	0/1		5.00E-03 - 5.00E-03	NT	2.50E-03	mg/L
1,2-Dichloropropane	0/1		5.00E-03 - 5.00E-03	NT	2.50E-03	mg/L
2-Butanone	0/1		1.00E-01 - 1.00E-01	NT	5.00E-02	mg/L
2-Hexanone	0/1		5.00E-02 - 5.00E-02	NT	2.50E-02	mg/L
4-Methyl-2-pentanone	0/1		5.00E-02 - 5.00E-02	NT	2.50E-02	mg/L
Acetone	0/1		1.00E-01 - 1.00E-01	NT	5.00E-02	mg/L
Benzene	0/8		5.00E-03 - 5.00E-03	NT	2.50E-03	mg/L
Bromodichloromethane	0/8		5.00E-03 - 5.00E-03	NT	2.50E-03	mg/L
Bromoform	0/1		5.00E-03 - 5.00E-03	NT	2.50E-03	mg/L
Bromomethane	0/1		1.00E-02 - 1.00E-02	NT	5.00E-03	mg/L
Carbon disulfide	0/1		1.00E-01 - 1.00E-01	NT	5.00E-02	mg/L
Carbon tetrachloride	0/9		5.00E-03 - 5.00E-03	NT	2.50E-03	mg/L
Chlorobenzene	0/1		5.00E-03 - 5.00E-03	NT	2.50E-03	mg/L
Chloroethane	0/1		1.00E-02 - 1.00E-02	NT	5.00E-03	mg/L
Chloroform	0/8		5.00E-03 - 5.00E-03	NT	2.50E-03	mg/L
Chloromethane	0/1		1.00E-02 - 1.00E-02	NT	5.00E-03	mg/L
Dibromochloromethane	0/1		5.00E-03 - 5.00E-03	NT	2.50E-03	mg/L
Dimethylbenzene	0/8		5.00E-03 - 1.00E-02	NT	4.06E-03	mg/L

Table 2.5 Data summary for all analytes (continued)

----- AREA_CODE=d MEDIA=McNairy Groundwater -----
(continued)

Analyte	Frequency of Detection	Detected Range	Nondetected Range	Distribution	Arithmetic Mean	Units
Ethylbenzene	0/8		5.00E-03 - 5.00E-03	NT	2.50E-03	mg/L
Methylene chloride	0/1		5.00E-03 - 5.00E-03	NT	2.50E-03	mg/L
Styrene	0/1		5.00E-03 - 5.00E-03	NT	2.50E-03	mg/L
Tetrachloroethene	0/8		5.00E-03 - 5.00E-03	NT	2.50E-03	mg/L
Toluene	0/8		5.00E-03 - 5.00E-03	NT	2.50E-03	mg/L
Trichloroethene	1/15	3.00E-03 - 3.00E-03	1.00E-03 - 5.00E-03	L	1.35E-03	mg/L
Vinyl acetate	0/1		5.00E-02 - 5.00E-02	NT	2.50E-02	mg/L
Vinyl chloride	0/8		5.00E-03 - 1.00E-02	NT	8.75E-03	mg/L
cis-1,2-Dichloroethene	0/8		5.00E-03 - 2.00E+00	NT	2.54E-01	mg/L
cis-1,3-Dichloropropene	0/1		5.00E-03 - 5.00E-03	NT	2.50E-03	mg/L
trans-1,2-Dichloroethene	0/8		5.00E-03 - 2.00E+00	NT	2.54E-01	mg/L
trans-1,3-Dichloropropene	0/1		5.00E-03 - 5.00E-03	NT	2.50E-03	mg/L
Alpha activity	13/15	1.80E+00 - 6.70E+00	-7.00E-01 - 0.00E+00	N	1.38E+00	pCi/L
Beta activity	15/15	1.00E+00 - 4.70E+01		L	7.48E+00	pCi/L
Neptunium-237	4/7	1.00E-01 - 4.00E-01	-1.00E-01 - 0.00E+00	N	6.43E-02	pCi/L
Plutonium-239	1/7	1.00E-01 - 1.00E-01	0.00E+00 - 0.00E+00	N	7.14E-03	pCi/L
Radium-226	6/6	1.00E-01 - 8.00E-01		N	2.17E-01	pCi/L
Radon-222	13/13	3.70E+01 - 1.45E+02		N	4.30E+01	pCi/L
Technetium-99	11/15	2.00E+00 - 2.30E+01	-7.00E+00 - 0.00E+00	L	1.15E+01	pCi/L
Thorium-230	5/7	1.00E-01 - 8.00E-01	0.00E+00 - 0.00E+00	L	3.74E-01	pCi/L

----- AREA_CODE=d MEDIA=Other Groundwater -----

Analyte	Frequency of Detection	Detected Range	Nondetected Range	Distribution	Arithmetic Mean	Units
1,1,1,2-Tetrachloroethane	0/1		5.00E-03 - 5.00E-03	NT	2.50E-03	mg/L
1,1,1-Trichloroethane	0/1		5.00E-03 - 5.00E-03	NT	2.50E-03	mg/L
1,1,2,2-Tetrachloroethane	0/1		5.00E-03 - 5.00E-03	NT	2.50E-03	mg/L
1,1,2-Trichloroethane	0/1		5.00E-03 - 5.00E-03	NT	2.50E-03	mg/L
1,1-Dichloroethane	0/1		5.00E-03 - 5.00E-03	NT	2.50E-03	mg/L
1,1-Dichloroethene	0/1		5.00E-03 - 5.00E-03	NT	2.50E-03	mg/L
1,2,3-Trichloropropane	0/1		5.00E-03 - 5.00E-03	NT	2.50E-03	mg/L
1,2-Dibromo-3-chloropropane	0/1		5.00E-03 - 5.00E-03	NT	2.50E-03	mg/L
1,2-Dibromoethane	0/1		5.00E-03 - 5.00E-03	NT	2.50E-03	mg/L
1,2-Dichloroethane	0/1		5.00E-03 - 5.00E-03	NT	2.50E-03	mg/L
1,2-Dichloroethene	0/1		5.00E-03 - 5.00E-03	NT	2.50E-03	mg/L
1,2-Dichloropropane	0/1		5.00E-03 - 5.00E-03	NT	2.50E-03	mg/L

Table 2.5 Data summary for all analytes (continued)

----- AREA_CODE=d MEDIA=Other Groundwater -----
(continued)

Analyte	Frequency of Detection	Detected Range	Nondetected Range	Distribution	Arithmetic Mean	Units
1,4-Dioxane	0/1		1.50E-01 - 1.50E-01	NT	7.50E-02	mg/L
2-Butanone	0/1		1.00E-01 - 1.00E-01	NT	5.00E-02	mg/L
2-Chloro-1,3-butadiene	0/1		5.00E-03 - 5.00E-03	NT	2.50E-03	mg/L
2-Chloroethyl vinyl ether	0/1		1.00E-02 - 1.00E-02	NT	5.00E-03	mg/L
2-Hexanone	0/1		5.00E-02 - 5.00E-02	NT	2.50E-02	mg/L
4-Methyl-2-pentanone	0/1		5.00E-02 - 5.00E-02	NT	2.50E-02	mg/L
Acetone	0/1		1.00E-01 - 1.00E-01	NT	5.00E-02	mg/L
Acetonitrile	0/1		1.00E-01 - 1.00E-01	NT	5.00E-02	mg/L
Acrolein	0/1		1.00E-01 - 1.00E-01	NT	5.00E-02	mg/L
Acrylonitrile	0/1		1.00E-01 - 1.00E-01	NT	5.00E-02	mg/L
Allyl chloride	0/1		5.00E-03 - 5.00E-03	NT	2.50E-03	mg/L
Benzene	0/1		5.00E-03 - 5.00E-03	NT	2.50E-03	mg/L
Bromodichloromethane	0/1		5.00E-03 - 5.00E-03	NT	2.50E-03	mg/L
Bromoform	0/1		5.00E-03 - 5.00E-03	NT	2.50E-03	mg/L
Bromomethane	0/1		1.00E-02 - 1.00E-02	NT	5.00E-03	mg/L
Carbon disulfide	0/1		5.00E-03 - 5.00E-03	NT	2.50E-03	mg/L
Carbon tetrachloride	0/1		5.00E-03 - 5.00E-03	NT	2.50E-03	mg/L
Chlorobenzene	0/1		5.00E-03 - 5.00E-03	NT	2.50E-03	mg/L
Chloroethane	0/1		1.00E-02 - 1.00E-02	NT	5.00E-03	mg/L
Chloroform	0/1		5.00E-03 - 5.00E-03	NT	2.50E-03	mg/L
Chloromethane	0/1		1.00E-02 - 1.00E-02	NT	5.00E-03	mg/L
Dibromochloromethane	0/1		5.00E-03 - 5.00E-03	NT	2.50E-03	mg/L
Dibromomethane	0/1		5.00E-03 - 5.00E-03	NT	2.50E-03	mg/L
Dichlorodifluoromethane	0/1		5.00E-03 - 5.00E-03	NT	2.50E-03	mg/L
Dimethylbenzene	0/1		5.00E-03 - 5.00E-03	NT	2.50E-03	mg/L
Ethyl cyanide	0/1		5.00E-03 - 5.00E-03	NT	2.50E-03	mg/L
Ethyl methacrylate	0/1		1.00E-02 - 1.00E-02	NT	5.00E-03	mg/L
Ethylbenzene	0/1		5.00E-03 - 5.00E-03	NT	2.50E-03	mg/L
Iodomethane	0/1		5.00E-03 - 5.00E-03	NT	2.50E-03	mg/L
Isobutanol	0/1		1.00E-01 - 1.00E-01	NT	5.00E-02	mg/L
Methacrylonitrile	0/1		5.00E-03 - 5.00E-03	NT	2.50E-03	mg/L
Methyl methacrylate	0/1		1.00E-02 - 1.00E-02	NT	5.00E-03	mg/L
Methylene chloride	1/1	5.00E-03 - 5.00E-03		NT	2.50E-03	mg/L
Pentachloroethane	0/1		1.00E-02 - 1.00E-02	NT	5.00E-03	mg/L
Styrene	0/1		5.00E-03 - 5.00E-03	NT	2.50E-03	mg/L
Tetrachloroethene	0/1		5.00E-03 - 5.00E-03	NT	2.50E-03	mg/L
Toluene	0/1		5.00E-03 - 5.00E-03	NT	2.50E-03	mg/L
Trans-1,4-Dichloro-2-butene	0/1		5.00E-03 - 5.00E-03	NT	2.50E-03	mg/L
Trichloroethene	0/1		5.00E-03 - 5.00E-03	NT	5.00E-03	mg/L
Trichlorofluoromethane	0/1		5.00E-03 - 5.00E-03	NT	2.50E-03	mg/L

Table 2.5 Data summary for all analytes (continued)

----- AREA_CODE=d MEDIA=Other Groundwater -----
(continued)

Analyte	Frequency of Detection	Detected Range	Nondetected Range	Distribution	Arithmetic Mean	Units
Vinyl acetate	0/1		5.00E-02 - 5.00E-02	NT	2.50E-02	mg/L
Vinyl chloride	0/1		1.00E-02 - 1.00E-02	NT	1.00E-02	mg/L
cis-1,3-Dichloropropene	0/1		5.00E-03 - 5.00E-03	NT	2.50E-03	mg/L
trans-1,3-Dichloropropene	0/1		5.00E-03 - 5.00E-03	NT	2.50E-03	mg/L

----- AREA_CODE=d MEDIA=RGa Groundwater -----

Analyte	Frequency of Detection	Detected Range	Nondetected Range	Distribution	Arithmetic Mean	Units
Aluminum	34/39	6.59E-02 - 1.33E+01	1.00E-01 - 7.50E-01	L	8.35E-01	mg/L
Antimony	0/65		1.80E-03 - 2.50E-01	NT	5.91E-02	mg/L
Arsenic	4/98	2.50E-03 - 1.20E-01	1.00E-03 - 5.00E-03	N	3.00E-02	mg/L
Barium	65/68	1.00E-02 - 6.86E-01	5.00E-02 - 7.00E-02	L	2.11E-01	mg/L
Beryllium	1/65	1.20E-03 - 1.20E-03	3.00E-04 - 2.50E-02	L	5.45E-03	mg/L
Cadmium	2/100	2.40E-03 - 3.70E-03	2.00E-03 - 1.00E-01	L	1.83E-03	mg/L
Calcium	66/66	2.88E+00 - 4.67E+01		L	1.05E+01	mg/L
Chloride	59/59	2.90E+00 - 1.73E+02		L	2.27E+01	mg/L
Chromium	15/95	2.40E-03 - 4.60E-01	2.00E-03 - 6.00E-02	N	3.02E-02	mg/L
Chromium, hexavalent	0/5		1.00E-02 - 1.00E-02	NT	5.00E-03	mg/L
Cobalt	7/65	4.60E-03 - 4.50E-02	2.40E-03 - 1.00E-01	N	2.23E-02	mg/L
Copper	6/67	4.10E-03 - 2.50E-02	2.00E-03 - 1.00E-01	L	4.46E-03	mg/L
Cyanide	0/6		3.00E-03 - 1.00E-02	NT	2.67E-03	mg/L
Fluoride	39/58	1.00E-01 - 5.20E-01	1.00E-01 - 1.00E-01	N	1.39E-01	mg/L
Iron	54/69	2.60E-02 - 1.98E+01	1.00E-02 - 3.60E-01	L	1.40E+00	mg/L
Lead	13/88	2.40E-03 - 2.50E-01	1.00E-03 - 2.50E-01	N	5.84E-02	mg/L
Magnesium	69/69	8.79E-01 - 4.72E+01		L	4.80E+00	mg/L
Manganese	63/69	8.00E-03 - 6.32E+00	5.00E-03 - 5.00E-02	L	7.22E-01	mg/L
Mercury	0/83		2.00E-04 - 2.00E-03	NT	1.11E-04	mg/L
Molybdenum	0/30		5.00E-02 - 1.00E-01	NT	2.61E-02	mg/L
Nickel	22/70	7.40E-03 - 3.27E-01	4.20E-03 - 1.00E-01	L	4.89E-02	mg/L
Nitrate as Nitrogen	17/59	1.00E+00 - 2.20E+00	1.00E+00 - 1.00E+00	N	5.65E-01	mg/L
Potassium	25/61	1.25E+00 - 1.70E+01	2.00E+00 - 1.05E+01	L	3.06E+00	mg/L
Selenium	3/87	1.00E-03 - 4.90E-03	1.00E-03 - 1.50E-02	N	2.51E-03	mg/L
Silica	32/32	1.20E+01 - 4.40E+01		L	1.09E+01	mg/L
Silver	1/37	2.60E-03 - 2.60E-03	2.00E-03 - 6.00E-02	L	3.13E-02	mg/L
Sodium	69/69	3.71E+00 - 2.66E+02		L	1.14E+01	mg/L
Strontium	3/3	3.20E-01 - 3.33E-01		N	1.62E-01	mg/L

Table 2.5 Data summary for all analytes (continued)

----- AREA_CODE=d MEDIA=RGA Groundwater -----
(continued)

Analyte	Frequency of Detection	Detected Range	Nondetected Range	Distribution	Arithmetic Mean	Units
Tetraoxo-sulfate(1-)	37/54	1.80E+00 - 2.00E+01	5.00E+00 - 5.00E+00	L	7.06E+00	mg/L
Thallium	0/36		1.00E-03 - 4.70E-01	NT	4.11E-02	mg/L
Tin	1/1	8.00E-01 - 8.00E-01		NT	4.00E-01	mg/L
Total Phosphate as Phosphorus	0/2		2.00E+00 - 2.00E+00	NT	1.00E+00	mg/L
Uranium	6/120	1.00E-03 - 2.00E-02	1.00E-03 - 1.00E-02	N	1.79E-03	mg/L
Vanadium	17/35	1.40E-03 - 4.36E-01	1.00E-03 - 5.00E-02	L	3.26E-02	mg/L
Zinc	27/67	5.00E-03 - 8.28E-02	5.00E-03 - 2.50E-01	L	1.54E-02	mg/L
1,1,1,2-Tetrachloroethane	0/1		5.00E-03 - 5.00E-03	NT	2.50E-03	mg/L
1,1,1-Trichloroethane	0/96		5.00E-03 - 5.00E+00	NT	4.52E-02	mg/L
1,1,2,2-Tetrachloroethane	0/9		5.00E-03 - 5.00E-03	NT	2.50E-03	mg/L
1,1,2-Trichloroethane	0/94		5.00E-03 - 2.50E+00	NT	1.95E-02	mg/L
1,1-Dichloroethane	0/94		5.00E-03 - 2.50E+00	NT	1.95E-02	mg/L
1,1-Dichloroethene	0/96		5.00E-03 - 5.00E+00	NT	4.52E-02	mg/L
1,2,3-Trichloropropane	0/1		2.00E-02 - 2.00E-02	NT	1.00E-02	mg/L
1,2,4,5-Tetrachlorobenzene	0/1		9.00E-03 - 9.00E-03	NT	4.50E-03	mg/L
1,2,4-Trichlorobenzene	0/7		9.00E-03 - 1.00E-02	NT	4.93E-03	mg/L
1,2-Dibromo-3-chloropropane	0/1		1.00E-02 - 1.00E-02	NT	5.00E-03	mg/L
1,2-Dibromoethane	0/1		5.00E-03 - 5.00E-03	NT	2.50E-03	mg/L
1,2-Dichlorobenzene	0/7		9.00E-03 - 1.00E-02	NT	4.93E-03	mg/L
1,2-Dichloroethane	0/96		5.00E-03 - 5.00E+00	NT	4.52E-02	mg/L
1,2-Dichloroethene	0/8		5.00E-03 - 5.00E-03	NT	2.50E-03	mg/L
1,2-Dichloropropane	0/9		5.00E-03 - 5.00E-03	NT	2.50E-03	mg/L
1,3,5-Trinitrobenzene	0/1		9.00E-03 - 9.00E-03	NT	4.50E-03	mg/L
1,3-Dichlorobenzene	0/7		9.00E-03 - 1.00E-02	NT	4.93E-03	mg/L
1,3-Dinitrobenzene	0/1		9.00E-03 - 9.00E-03	NT	4.50E-03	mg/L
1,4-Dichlorobenzene	0/7		9.00E-03 - 1.00E-02	NT	4.93E-03	mg/L
1,4-Dioxane	0/1		2.00E-01 - 2.00E-01	NT	1.00E-01	mg/L
1,4-Naphthoquinone	0/1		9.00E-03 - 9.00E-03	NT	4.50E-03	mg/L
1-Naphthalenamine	0/1		9.00E-03 - 9.00E-03	NT	4.50E-03	mg/L
2,3,4,6-Tetrachlorophenol	0/1		9.00E-03 - 9.00E-03	NT	4.50E-03	mg/L
2,4,5-Trichlorophenol	0/7		9.00E-03 - 1.00E-02	NT	4.93E-03	mg/L
2,4,6-Trichlorophenol	0/7		9.00E-03 - 1.00E-02	NT	4.93E-03	mg/L
2,4-Dichlorophenol	0/7		9.00E-03 - 1.00E-02	NT	4.93E-03	mg/L
2,4-Dimethylphenol	0/7		9.00E-03 - 1.00E-02	NT	4.93E-03	mg/L
2,4-Dinitrophenol	0/7		9.00E-03 - 5.00E-02	NT	2.15E-02	mg/L
2,4-Dinitrotoluene	0/7		9.00E-03 - 1.00E-02	NT	4.93E-03	mg/L
2,6-Dichlorophenol	0/1		9.00E-03 - 9.00E-03	NT	4.50E-03	mg/L
2,6-Dinitrotoluene	0/7		9.00E-03 - 1.00E-02	NT	4.93E-03	mg/L
2-Acetylaminofluorene	0/1		9.00E-03 - 9.00E-03	NT	4.50E-03	mg/L
2-Butanone	0/9		2.00E-02 - 1.00E-01	NT	4.56E-02	mg/L

Table 2.5 Data summary for all analytes (continued)

----- AREA_CODE=d MEDIA=RGA Groundwater -----
(continued)

Analyte	Frequency of Detection	Detected Range	Nondetected Range	Distribution	Arithmetic Mean	Units
2-Chloro-1,3-butadiene	0/1		5.00E-03 - 5.00E-03	NT	2.50E-03	mg/L
2-Chloroethyl vinyl ether	0/3		5.00E-03 - 2.00E-02	NT	7.50E-03	mg/L
2-Chloronaphthalene	0/7		9.00E-03 - 1.00E-02	NT	4.93E-03	mg/L
2-Chlorophenol	0/7		9.00E-03 - 1.00E-02	NT	4.93E-03	mg/L
2-Hexanone	0/9		2.00E-02 - 5.00E-02	NT	2.33E-02	mg/L
2-Methyl-4,6-dinitrophenol	0/7		9.00E-03 - 5.00E-02	NT	2.15E-02	mg/L
2-Methylnaphthalene	0/7		9.00E-03 - 1.00E-02	NT	4.93E-03	mg/L
2-Methylphenol	0/7		9.00E-03 - 1.00E-02	NT	4.93E-03	mg/L
2-Methylpyridine	0/1		9.00E-03 - 9.00E-03	NT	4.50E-03	mg/L
2-Naphthalenamine	0/1		9.00E-03 - 9.00E-03	NT	4.50E-03	mg/L
2-Nitrobenzenamine	0/7		9.00E-03 - 5.00E-02	NT	2.15E-02	mg/L
2-Nitrophenol	0/7		9.00E-03 - 1.00E-02	NT	4.93E-03	mg/L
3,3'-Dichlorobenzidine	0/7		9.00E-03 - 2.00E-02	NT	9.21E-03	mg/L
3,3'-Dimethylbenzidine	0/1		9.00E-03 - 9.00E-03	NT	4.50E-03	mg/L
3-Methylcholanthrene	0/1		9.00E-03 - 9.00E-03	NT	4.50E-03	mg/L
3-Nitrobenzenamine	0/7		9.00E-03 - 5.00E-02	NT	2.15E-02	mg/L
4,4'-DDD	0/6		1.00E-05 - 1.00E-04	NT	2.00E-05	mg/L
4,4'-DDE	0/6		1.00E-05 - 1.00E-04	NT	2.00E-05	mg/L
4,4'-DDT	0/6		1.00E-05 - 1.00E-04	NT	2.00E-05	mg/L
4-Aminobiphenyl	0/1		9.00E-03 - 9.00E-03	NT	4.50E-03	mg/L
4-Bromophenyl phenyl ether	0/7		9.00E-03 - 1.00E-02	NT	4.93E-03	mg/L
4-Chloro-3-methylphenol	0/7		9.00E-03 - 1.00E-02	NT	4.93E-03	mg/L
4-Chlorobenzenamine	0/7		9.00E-03 - 2.00E-02	NT	6.36E-03	mg/L
4-Chlorophenyl phenyl ether	0/7		9.00E-03 - 1.00E-02	NT	4.93E-03	mg/L
4-Methyl-2-pentanone	0/9		2.00E-02 - 5.00E-02	NT	2.33E-02	mg/L
4-Methylphenol	0/7		1.00E-02 - 3.80E-02	NT	7.00E-03	mg/L
4-Nitrobenzenamine	0/7		9.00E-03 - 5.00E-02	NT	2.14E-02	mg/L
4-Nitrophenol	0/7		9.00E-03 - 5.00E-02	NT	2.15E-02	mg/L
4-Nitroquinoline-1-oxide	0/1		9.00E-03 - 9.00E-03	NT	4.50E-03	mg/L
5-(2-Propenyl)-1,3-benzodioxole (Safrole)	0/1		9.00E-03 - 9.00E-03	NT	4.50E-03	mg/L
5-Nitro-o-toluidine	0/1		9.00E-03 - 9.00E-03	NT	4.50E-03	mg/L
7,12-Dimethylbenz(a)anthracene	0/1		9.00E-03 - 9.00E-03	NT	4.50E-03	mg/L
Acenaphthene	0/7		9.00E-03 - 1.00E-02	NT	4.93E-03	mg/L
Acenaphthylene	0/7		9.00E-03 - 1.00E-02	NT	4.93E-03	mg/L
Acetone	0/9		2.00E-02 - 1.00E-01	NT	4.56E-02	mg/L
Acetonitrile	0/1		3.00E-02 - 3.00E-02	NT	1.50E-02	mg/L
Acetophenone	0/1		9.00E-03 - 9.00E-03	NT	4.50E-03	mg/L
Acrolein	0/1		2.00E-02 - 2.00E-02	NT	1.00E-02	mg/L
Acrylonitrile	0/1		2.00E-02 - 2.00E-02	NT	1.00E-02	mg/L
Aldrin	0/6		5.00E-06 - 5.00E-05	NT	1.04E-05	mg/L

Table 2.5 Data summary for all analytes (continued)

----- AREA_CODE=d MEDIA=RGA Groundwater -----
(continued)

Analyte	Frequency of Detection	Detected Range	Nondetected Range	Distribution	Arithmetic Mean	Units
Allyl chloride	0/1		5.00E-03 - 5.00E-03	NT	2.50E-03	mg/L
Aniline	0/1		9.00E-03 - 9.00E-03	NT	4.50E-03	mg/L
Anthracene	0/7		9.00E-03 - 1.00E-02	NT	4.93E-03	mg/L
Aramite	0/1		9.00E-03 - 9.00E-03	NT	4.50E-03	mg/L
Benz(a)anthracene	0/7		9.00E-03 - 1.00E-02	NT	4.93E-03	mg/L
Benzene	0/114		5.00E-03 - 2.50E+00	NT	1.87E-02	mg/L
Benzenemethanol	0/3		9.00E-03 - 2.00E-02	NT	8.17E-03	mg/L
Benzo(a)pyrene	0/7		9.00E-03 - 1.00E-02	NT	4.93E-03	mg/L
Benzo(b)fluoranthene	0/7		9.00E-03 - 1.00E-02	NT	4.93E-03	mg/L
Benzo(ghi)perylene	0/7		9.00E-03 - 1.00E-02	NT	4.93E-03	mg/L
Benzo(k)fluoranthene	0/7		9.00E-03 - 1.00E-02	NT	4.93E-03	mg/L
Benzoic acid	0/2		5.00E-02 - 5.00E-02	NT	2.50E-02	mg/L
Benzyl Chloride	0/1		5.00E-03 - 5.00E-03	NT	2.50E-03	mg/L
Bis(2-chloroethoxy)methane	0/7		9.00E-03 - 1.00E-02	NT	4.93E-03	mg/L
Bis(2-chloroethyl) ether	0/7		9.00E-03 - 1.00E-02	NT	4.93E-03	mg/L
Bis(2-chloroisopropyl)ether	0/7		9.00E-03 - 1.00E-02	NT	4.93E-03	mg/L
Bis(2-ethylhexyl)phthalate	2/7	1.00E-03 - 2.00E-03	9.00E-03 - 1.00E-02	L	1.68E-03	mg/L
Bromodichloromethane	0/94		5.00E-03 - 2.50E+00	NT	1.95E-02	mg/L
Bromoform	0/9		5.00E-03 - 5.00E-03	NT	2.50E-03	mg/L
Bromomethane	0/9		1.00E-02 - 1.00E-02	NT	5.00E-03	mg/L
Butyl benzyl phthalate	1/7	1.00E-03 - 1.00E-03	9.00E-03 - 1.00E-02	N	4.29E-03	mg/L
Carbazole	0/7		9.00E-03 - 1.00E-02	NT	4.93E-03	mg/L
Carbon disulfide	0/9		5.00E-03 - 1.00E-01	NT	1.31E-02	mg/L
Carbon tetrachloride	0/96		5.00E-03 - 5.00E+00	NT	4.52E-02	mg/L
Chlordene	0/2		1.00E-03 - 1.00E-03	NT	5.00E-04	mg/L
Chlorobenzene	0/9		5.00E-03 - 5.00E-03	NT	2.50E-03	mg/L
Chlorobenzilate	0/1		9.00E-03 - 9.00E-03	NT	4.50E-03	mg/L
Chloroethane	0/11		5.00E-03 - 2.50E-01	NT	1.57E-02	mg/L
Chloroform	0/96		5.00E-03 - 5.00E+00	NT	4.52E-02	mg/L
Chloromethane	0/9		1.00E-02 - 1.00E-02	NT	5.00E-03	mg/L
Chrysene	0/7		9.00E-03 - 1.00E-02	NT	4.93E-03	mg/L
Di-n-butyl phthalate	1/7	2.10E-02 - 2.10E-02	1.00E-02 - 1.00E-02	N	5.79E-03	mg/L
Di-n-octylphthalate	0/7		9.00E-03 - 1.00E-02	NT	4.93E-03	mg/L
Diallate	0/1		9.00E-03 - 9.00E-03	NT	4.50E-03	mg/L
Dibenz(a,h)anthracene	0/7		9.00E-03 - 1.00E-02	NT	4.93E-03	mg/L
Dibenzofuran	0/7		9.00E-03 - 1.00E-02	NT	4.93E-03	mg/L
Dibromochloromethane	0/9		5.00E-03 - 5.00E-03	NT	2.50E-03	mg/L
Dibromomethane	0/1		5.00E-03 - 5.00E-03	NT	2.50E-03	mg/L
Dichlorodifluoromethane	0/1		5.00E-03 - 5.00E-03	NT	2.50E-03	mg/L
Dieldrin	0/6		1.00E-05 - 1.00E-04	NT	2.00E-05	mg/L

Table 2.5 Data summary for all analytes (continued)

----- AREA_CODE=d MEDIA=RGA Groundwater -----
(continued)

Analyte	Frequency of Detection	Detected Range	Nondetected Range	Distribution	Arithmetic Mean	Units
Diethyl phthalate	0/7		9.00E-03 - 1.00E-02	NT	4.93E-03	mg/L
Dimethoate	0/1		9.00E-03 - 9.00E-03	NT	4.50E-03	mg/L
Dimethyl phthalate	0/7		9.00E-03 - 1.00E-02	NT	4.93E-03	mg/L
Dimethylbenzene	1/114	2.20E+00 - 2.20E+00	5.00E-03 - 5.00E+00	N	4.08E-02	mg/L
Dinoseb	0/1		9.00E-03 - 9.00E-03	NT	4.50E-03	mg/L
Diphenylamine	0/1		9.00E-03 - 9.00E-03	NT	4.50E-03	mg/L
Disulfoton	0/1		9.00E-03 - 9.00E-03	NT	4.50E-03	mg/L
Endosulfan I	0/6		5.00E-06 - 5.00E-05	NT	1.04E-05	mg/L
Endosulfan II	0/6		1.00E-05 - 1.00E-04	NT	2.00E-05	mg/L
Endosulfan sulfate	0/6		1.00E-05 - 1.00E-04	NT	2.00E-05	mg/L
Endrin	0/6		1.00E-05 - 1.00E-04	NT	2.00E-05	mg/L
Endrin aldehyde	0/6		1.00E-05 - 1.00E-04	NT	2.00E-05	mg/L
Endrin ketone	0/5		1.00E-05 - 1.00E-05	NT	5.00E-06	mg/L
Ethane	0/2		3.00E-02 - 3.00E-02	NT	1.50E-02	mg/L
Ethyl cyanide	0/1		1.00E-02 - 1.00E-02	NT	5.00E-03	mg/L
Ethyl methacrylate	0/1		5.00E-03 - 5.00E-03	NT	2.50E-03	mg/L
Ethyl methanesulfonate	0/1		9.00E-03 - 9.00E-03	NT	4.50E-03	mg/L
Ethylbenzene	1/114	8.70E-01 - 8.70E-01	5.00E-03 - 2.50E+00	N	2.03E-02	mg/L
Ethylene	0/2		3.00E-02 - 3.00E-02	NT	1.50E-02	mg/L
Fluoranthene	0/7		9.00E-03 - 1.00E-02	NT	4.93E-03	mg/L
Fluorene	0/7		9.00E-03 - 1.00E-02	NT	4.93E-03	mg/L
Heptachlor	0/6		5.00E-06 - 5.00E-05	NT	1.04E-05	mg/L
Heptachlor epoxide	0/6		5.00E-06 - 5.00E-05	NT	1.04E-05	mg/L
Hexachloro-1-propene	0/1		9.00E-03 - 9.00E-03	NT	4.50E-03	mg/L
Hexachlorobenzene	0/7		9.00E-03 - 1.00E-02	NT	4.93E-03	mg/L
Hexachlorobutadiene	0/7		9.00E-03 - 1.00E-02	NT	4.93E-03	mg/L
Hexachlorocyclopentadiene	0/7		9.00E-03 - 1.00E-02	NT	4.93E-03	mg/L
Hexachloroethane	0/7		9.00E-03 - 1.00E-02	NT	4.93E-03	mg/L
Hexachlorophene	0/1		1.90E-01 - 1.90E-01	NT	9.50E-02	mg/L
Indeno(1,2,3-cd)pyrene	0/7		9.00E-03 - 1.00E-02	NT	4.93E-03	mg/L
Iodomethane	0/1		5.00E-03 - 5.00E-03	NT	2.50E-03	mg/L
Isobutanol	0/1		5.00E-03 - 5.00E-03	NT	2.50E-03	mg/L
Isodrin	0/1		9.00E-03 - 9.00E-03	NT	4.50E-03	mg/L
Isophorone	0/7		9.00E-03 - 1.00E-02	NT	4.93E-03	mg/L
Isosafrole	0/1		9.00E-03 - 9.00E-03	NT	4.50E-03	mg/L
Kepone	0/1		1.90E-01 - 1.90E-01	NT	9.50E-02	mg/L
Lindane	0/6		5.00E-06 - 5.00E-05	NT	1.04E-05	mg/L
Methacrylonitrile	0/1		5.00E-03 - 5.00E-03	NT	2.50E-03	mg/L
Methapyrilene	0/1		9.00E-03 - 9.00E-03	NT	4.50E-03	mg/L
Methoxychlor	0/6		1.00E-04 - 5.00E-04	NT	1.17E-04	mg/L

Table 2.5 Data summary for all analytes (continued)

----- AREA_CODE=d MEDIA=RGa Groundwater -----
(continued)

Analyte	Frequency of Detection	Detected Range	Nondetected Range	Distribution	Arithmetic Mean	Units
Methyl methacrylate	0/1		5.00E-03 - 5.00E-03	NT	2.50E-03	mg/L
Methyl methanesulfonate	0/1		9.00E-03 - 9.00E-03	NT	4.50E-03	mg/L
Methyl parathion	0/1		9.00E-03 - 9.00E-03	NT	4.50E-03	mg/L
Methylene chloride	7/9	4.00E-03 - 1.30E-01	5.00E-03 - 5.00E-03	L	1.81E-02	mg/L
N-Nitroso-di-n-butylamine	0/1		9.00E-03 - 9.00E-03	NT	4.50E-03	mg/L
N-Nitroso-di-n-propylamine	0/7		9.00E-03 - 1.00E-02	NT	4.93E-03	mg/L
N-Nitrosodiethylamine	0/1		9.00E-03 - 9.00E-03	NT	4.50E-03	mg/L
N-Nitrosodimethylamine	0/1		9.00E-03 - 9.00E-03	NT	4.50E-03	mg/L
N-Nitrosodiphenylamine	0/7		9.00E-03 - 1.00E-02	NT	4.93E-03	mg/L
N-Nitrosomethylethylamine	0/1		9.00E-03 - 9.00E-03	NT	4.50E-03	mg/L
N-Nitrosomorpholine	0/1		9.00E-03 - 9.00E-03	NT	4.50E-03	mg/L
N-Nitrosopiperidine	0/1		9.00E-03 - 9.00E-03	NT	4.50E-03	mg/L
N-Nitrosopyrrolidine	0/1		9.00E-03 - 9.00E-03	NT	4.50E-03	mg/L
Naphthalene	0/7		9.00E-03 - 1.00E-02	NT	4.93E-03	mg/L
Nitrobenzene	0/7		9.00E-03 - 1.00E-02	NT	4.93E-03	mg/L
O,O,O-Triethylphosphorothioate	0/1		9.00E-03 - 9.00E-03	NT	4.50E-03	mg/L
PCB-1016	0/6		1.00E-04 - 1.00E-03	NT	4.27E-04	mg/L
PCB-1221	0/6		1.00E-04 - 2.00E-03	NT	7.83E-04	mg/L
PCB-1232	0/6		1.00E-04 - 1.00E-03	NT	4.10E-04	mg/L
PCB-1242	0/6		1.00E-04 - 1.00E-03	NT	4.10E-04	mg/L
PCB-1248	0/6		1.00E-04 - 1.00E-03	NT	4.10E-04	mg/L
PCB-1254	0/6		1.00E-04 - 1.00E-03	NT	4.10E-04	mg/L
PCB-1260	0/6		1.00E-04 - 1.00E-03	NT	4.10E-04	mg/L
Parathion	0/1		9.00E-03 - 9.00E-03	NT	4.50E-03	mg/L
Pentachlorobenzene	0/1		9.00E-03 - 9.00E-03	NT	4.50E-03	mg/L
Pentachloroethane	0/1		9.00E-03 - 9.00E-03	NT	4.50E-03	mg/L
Pentachloronitrobenzene	0/1		9.00E-03 - 9.00E-03	NT	4.50E-03	mg/L
Pentachlorophenol	0/7		9.00E-03 - 5.00E-02	NT	2.15E-02	mg/L
Phenacetin	0/1		9.00E-03 - 9.00E-03	NT	4.50E-03	mg/L
Phenanthrene	0/7		9.00E-03 - 1.00E-02	NT	4.93E-03	mg/L
Phenol	0/7		9.00E-03 - 1.00E-02	NT	4.93E-03	mg/L
Phorate	0/1		9.00E-03 - 9.00E-03	NT	4.50E-03	mg/L
Polychlorinated biphenyl	0/8		1.00E-04 - 1.70E-04	NT	1.35E-04	mg/L
Pronamide	0/1		9.00E-03 - 9.00E-03	NT	4.50E-03	mg/L
Pyrene	0/7		9.00E-03 - 1.00E-02	NT	4.93E-03	mg/L
Pyridine	0/1		9.00E+01 - 9.00E+01	NT	4.50E+01	mg/L
Styrene	0/9		5.00E-03 - 5.00E-03	NT	2.50E-03	mg/L
Sulfotepp	0/1		9.00E-03 - 9.00E-03	NT	4.50E-03	mg/L
Tetrachloroethene	1/95	5.00E-03 - 5.00E-03	5.00E-03 - 2.50E+00	N	1.93E-02	mg/L
Thionazin	0/1		9.00E-03 - 9.00E-03	NT	4.50E-03	mg/L

Table 2.5 Data summary for all analytes (continued)

----- AREA_CODE=d MEDIA=RGa Groundwater -----
(continued)

Analyte	Frequency of Detection	Detected Range	Nondetected Range	Distribution	Arithmetic Mean	Units
Toluene	0/114		5.00E-03 - 2.50E+00	NT	1.87E-02	mg/L
Toxaphene	0/6		1.00E-04 - 5.00E-03	NT	1.09E-03	mg/L
Trichloroethene	149/204	1.00E-03 - 2.30E+01	1.00E-03 - 5.00E-03	N	5.12E-01	mg/L
Trichlorofluoromethane	0/3		5.00E-03 - 5.00E-03	NT	2.50E-03	mg/L
Vinyl acetate	0/5		5.00E-03 - 5.00E-02	NT	1.25E-02	mg/L
Vinyl chloride	0/96		5.00E-03 - 1.00E+01	NT	1.76E-01	mg/L
a,a-Dimethylphenethylamine	0/1		9.00E-03 - 9.00E-03	NT	4.50E-03	mg/L
alpha-BHC	0/6		5.00E-06 - 5.00E-05	NT	1.04E-05	mg/L
alpha-Chlordane	0/6		5.00E-06 - 5.00E-05	NT	1.04E-05	mg/L
beta-BHC	0/6		5.00E-06 - 5.00E-05	NT	1.04E-05	mg/L
cis-1,2-Dichloroethene	8/95	1.80E-03 - 2.90E-02	5.00E-03 - 5.00E+00	N	8.92E-02	mg/L
cis-1,3-Dichloropropene	0/9		5.00E-03 - 5.00E-03	NT	2.50E-03	mg/L
cis-1,4-Dichloro-2-Butene	0/1		2.00E-02 - 2.00E-02	NT	1.00E-02	mg/L
delta-BHC	0/6		5.00E-06 - 5.00E-05	NT	1.04E-05	mg/L
gamma-Chlordane	0/6		5.00E-06 - 1.00E-03	NT	9.29E-05	mg/L
m,p-Xylene	0/2		5.00E-03 - 5.00E-03	NT	2.50E-03	mg/L
o-Toluidine	0/1		9.00E-03 - 9.00E-03	NT	4.50E-03	mg/L
p-Dimethylaminoazobenzene	0/1		9.00E-03 - 9.00E-03	NT	4.50E-03	mg/L
p-Phenylenediamine	0/1		9.00E-03 - 9.00E-03	NT	4.50E-03	mg/L
trans-1,2-Dichloroethene	0/90		5.00E-03 - 5.00E+00	NT	9.61E-02	mg/L
trans-1,3-Dichloropropene	0/9		5.00E-03 - 5.00E-03	NT	2.50E-03	mg/L
Alpha activity	126/166	1.00E-01 - 1.13E+01	-4.70E+00 - 1.00E+03	N	2.81E+01	pCi/L
Americium-241	1/2	5.00E-01 - 5.00E-01	-1.30E+00 --1.30E+00	N	-2.00E-01	pCi/L
Beta activity	152/166	1.00E+00 - 1.00E+03	-3.00E+00 - 1.00E+03	N	3.45E+01	pCi/L
Cesium-137	3/4	1.00E-01 - 2.07E+01	1.81E+01 - 1.81E+01	N	4.97E+00	pCi/L
Cobalt-60	1/2	2.00E-01 - 2.00E-01	-3.00E-01 --3.00E-01	N	-2.50E-02	pCi/L
Neptunium-237	11/15	1.00E-01 - 5.00E-01	-3.00E-01 --2.00E-01	L	2.80E-01	pCi/L
Plutonium-239	1/15	2.00E-01 - 2.00E-01	0.00E+00 - 0.00E+00	N	6.67E-03	pCi/L
Radium-226	13/14	1.00E-01 - 2.00E+00	0.00E+00 - 0.00E+00	L	6.78E-01	pCi/L
Radon-222	44/44	7.10E+01 - 9.48E+03		L	2.99E+02	pCi/L
Technetium-99	168/214	4.00E-01 - 3.67E+02	-7.90E+00 - 8.80E-01	L	1.99E+01	pCi/L
Thorium-230	12/15	1.00E-01 - 1.00E+00	-3.00E-01 - 0.00E+00	N	1.53E-01	pCi/L
Uranium-234	6/7	3.44E-02 - 2.90E+00	9.00E-02 - 9.00E-02	L	3.89E-01	pCi/L
Uranium-235	4/6	4.00E-02 - 2.48E-01	3.00E-02 - 8.00E-02	N	1.08E-01	pCi/L
Uranium-238	4/7	9.00E-02 - 6.69E+00	7.00E-02 - 1.20E-01	L	3.54E-01	pCi/L

Table 2.5 Data summary for all analytes (continued)

----- AREA_CODE=d MEDIA=UCRS Groundwater -----

Analyte	Frequency of Detection	Detected Range	Nondetected Range	Distribution	Arithmetic Mean	Units
Aluminum	41/43	1.12E-01 - 6.24E+01	1.00E-01 - 1.00E+00	L	2.99E+00	mg/L
Ammonia as Nitrogen	2/4	6.00E-02 - 1.60E-01	3.00E-02 - 3.00E-02	N	3.50E-02	mg/L
Antimony	2/39	2.48E-02 - 2.57E-02	2.00E-02 - 1.85E-01	L	2.09E-02	mg/L
Arsenic	7/46	2.30E-03 - 2.20E-02	1.00E-03 - 5.00E-03	L	1.83E-03	mg/L
Barium	41/48	1.80E-02 - 8.88E-01	5.00E-02 - 7.00E-02	L	1.98E-01	mg/L
Beryllium	1/39	1.70E-03 - 1.70E-03	1.00E-03 - 1.50E-02	L	2.96E-03	mg/L
Cadmium	1/48	1.20E-02 - 1.20E-02	2.00E-03 - 1.00E-01	L	1.25E-02	mg/L
Calcium	38/38	1.50E+00 - 3.78E+02		L	3.12E+01	mg/L
Chloride	38/38	5.38E+00 - 3.10E+02		L	4.32E+01	mg/L
Chromium	9/40	2.70E-03 - 1.30E-01	5.00E-02 - 6.00E-02	N	2.53E-02	mg/L
Chromium, hexavalent	0/13		1.00E-02 - 2.50E-01	NT	2.73E-02	mg/L
Cobalt	7/39	4.40E-03 - 6.76E-02	4.50E-02 - 5.00E-02	N	2.24E-02	mg/L
Copper	12/38	2.00E-03 - 3.30E-02	1.00E-02 - 2.50E-02	L	8.57E-03	mg/L
Cyanide	2/5	5.00E-03 - 1.00E-02	3.00E-03 - 3.00E-03	N	2.40E-03	mg/L
Fluoride	23/38	1.00E-01 - 4.50E-01	2.00E-02 - 2.00E-01	L	1.74E-01	mg/L
Iron	47/47	5.90E-02 - 7.54E+01		L	2.80E+01	mg/L
Kjeldahl Nitrogen	3/4	6.78E-01 - 8.95E+00	8.00E+00 - 8.00E+00	N	2.39E+00	mg/L
Lead	7/39	3.30E-03 - 1.38E+00	1.00E-03 - 2.50E-01	L	1.05E-02	mg/L
Magnesium	47/47	5.85E-01 - 9.40E+01		L	1.46E+01	mg/L
Manganese	47/47	8.00E-03 - 2.70E+01		L	1.01E+01	mg/L
Mercury	1/28	2.00E-04 - 2.00E-04	2.00E-04 - 3.00E-04	N	1.02E-04	mg/L
Molybdenum	0/28		5.00E-02 - 5.00E-02	NT	2.50E-02	mg/L
Nickel	8/48	8.20E-03 - 9.30E-02	5.00E-02 - 1.00E-01	N	3.09E-02	mg/L
Nitrate as Nitrogen	12/34	1.20E+00 - 2.69E+01	1.00E+00 - 1.00E+00	L	1.16E+00	mg/L
Nitrate/Nitrite	2/4	1.30E-01 - 9.38E+00	5.00E-02 - 5.00E-02	N	1.20E+00	mg/L
Orthophosphate	3/3	1.50E-01 - 1.60E-01		N	7.83E-02	mg/L
Phosphorous	0/1		1.00E-01 - 1.00E-01	NT	5.00E-02	mg/L
Potassium	22/46	7.76E-01 - 2.98E+01	2.00E+00 - 2.00E+00	L	4.42E+00	mg/L
Selenium	5/29	1.70E-03 - 8.70E-03	1.00E-03 - 1.50E-02	L	1.96E-03	mg/L
Silica	38/38	9.00E+00 - 6.70E+01		L	1.17E+01	mg/L
Silver	2/11	3.30E-03 - 4.40E-03	2.00E-03 - 6.00E-02	L	2.40E-03	mg/L
Sodium	47/47	5.03E+00 - 2.79E+02		L	3.42E+01	mg/L
Strontium	9/10	7.46E-01 - 1.64E+00	1.21E+00 - 1.21E+00	L	1.12E+00	mg/L
Sulfate	3/4	1.20E+01 - 5.90E+01	3.00E+01 - 3.00E+01	N	1.51E+01	mg/L
Sulfide	3/4	1.20E+00 - 6.40E+01	1.00E+00 - 1.00E+00	N	8.53E+00	mg/L
Tetraoxo-sulfate(1-)	29/33	5.00E+00 - 6.95E+02	5.00E+00 - 5.00E+00	L	6.30E+01	mg/L
Thallium	0/35		1.00E-03 - 4.70E-01	NT	2.99E-02	mg/L
Tin	0/1		1.00E-02 - 1.00E-02	NT	5.00E-03	mg/L
Total Phosphate as Phosphorus	0/4		1.00E-01 - 1.00E+00	NT	3.25E-01	mg/L
Uranium	19/45	1.00E-03 - 1.30E-01	1.00E-03 - 1.00E-03	N	2.48E-02	mg/L
Vanadium	30/34	2.20E-03 - 7.11E-01	1.00E-03 - 5.00E-02	L	1.27E-01	mg/L

Table 2.5 Data summary for all analytes (continued)

----- AREA_CODE=d MEDIA=UCRS Groundwater -----
(continued)

Analyte	Frequency of Detection	Detected Range	Nondetected Range	Distribution	Arithmetic Mean	Units
Zinc	19/39	2.70E-03 - 9.90E-02	5.00E-03 - 3.00E-02	L	1.43E-02	mg/L
1,1,1-Trichloroethane	2/24	3.00E-03 - 1.60E-02	5.00E-03 - 5.00E-01	L	1.86E-03	mg/L
1,1,2,2-Tetrachloroethane	0/6		5.00E-03 - 5.00E-03	NT	2.50E-03	mg/L
1,1,2-Trichloroethane	0/22		5.00E-03 - 5.00E-01	NT	1.60E-02	mg/L
1,1-Dichloroethane	1/23	8.00E-03 - 8.00E-03	5.00E-03 - 5.00E-01	L	6.84E-03	mg/L
1,1-Dichloroethene	7/29	7.00E-03 - 2.00E-01	5.00E-03 - 5.00E-01	L	3.35E-03	mg/L
1,2,4-Trichlorobenzene	0/6		1.00E-02 - 1.00E-02	NT	5.00E-03	mg/L
1,2-Dichlorobenzene	0/6		1.00E-02 - 1.00E-02	NT	5.00E-03	mg/L
1,2-Dichloroethane	1/23	2.00E-03 - 2.00E-03	5.00E-03 - 5.00E-01	L	6.68E-03	mg/L
1,2-Dichloroethene	1/7	5.00E-03 - 5.00E-03	5.00E-03 - 5.00E-03	N	2.50E-03	mg/L
1,2-Dichloropropane	0/6		5.00E-03 - 5.00E-03	NT	2.50E-03	mg/L
1,3,5-Trinitrobenzene	0/2		6.00E-03 - 6.00E-03	NT	3.00E-03	mg/L
1,3-Dichlorobenzene	0/6		1.00E-02 - 1.00E-02	NT	5.00E-03	mg/L
1,3-Dinitrobenzene	0/2		6.00E-03 - 6.00E-03	NT	3.00E-03	mg/L
1,4-Dichlorobenzene	0/6		1.00E-02 - 1.00E-02	NT	5.00E-03	mg/L
2,4,5-T	0/1		2.00E-04 - 2.00E-04	NT	1.00E-04	mg/L
2,4,5-Trichlorophenol	0/6		1.00E-02 - 1.00E-02	NT	5.00E-03	mg/L
2,4,6-Trichlorophenol	0/6		1.00E-02 - 1.00E-02	NT	5.00E-03	mg/L
2,4-D	0/1		1.00E-03 - 1.00E-03	NT	5.00E-04	mg/L
2,4-Dichlorophenol	0/6		1.00E-02 - 1.00E-02	NT	5.00E-03	mg/L
2,4-Dimethylphenol	0/6		1.00E-02 - 1.00E-02	NT	5.00E-03	mg/L
2,4-Dinitrophenol	0/6		4.80E-02 - 5.00E-02	NT	2.42E-02	mg/L
2,4-Dinitrotoluene	0/7		6.00E-03 - 1.00E-02	NT	4.71E-03	mg/L
2,6-Dinitrotoluene	0/7		6.00E-03 - 1.00E-02	NT	4.71E-03	mg/L
2-Butanone	0/6		1.00E-01 - 1.00E-01	NT	5.00E-02	mg/L
2-Chloronaphthalene	0/6		1.00E-02 - 1.00E-02	NT	5.00E-03	mg/L
2-Chlorophenol	0/6		1.00E-02 - 1.00E-02	NT	5.00E-03	mg/L
2-Hexanone	0/6		5.00E-02 - 5.00E-02	NT	2.50E-02	mg/L
2-Methyl-4,6-dinitrophenol	0/6		4.80E-02 - 5.00E-02	NT	2.42E-02	mg/L
2-Methylnaphthalene	0/6		1.00E-02 - 1.00E-02	NT	5.00E-03	mg/L
2-Methylphenol	0/6		1.00E-02 - 1.00E-02	NT	5.00E-03	mg/L
2-Nitrobenzenamine	0/6		4.80E-02 - 5.00E-02	NT	2.42E-02	mg/L
2-Nitrophenol	0/6		1.00E-02 - 1.00E-02	NT	5.00E-03	mg/L
3,3'-Dichlorobenzidine	0/6		2.00E-02 - 2.00E-02	NT	1.00E-02	mg/L
3-Nitrobenzenamine	0/6		4.80E-02 - 5.00E-02	NT	2.42E-02	mg/L
4,4'-DDD	0/6		1.00E-05 - 1.10E-05	NT	5.08E-06	mg/L
4,4'-DDE	0/6		1.00E-05 - 1.10E-05	NT	5.08E-06	mg/L
4,4'-DDT	0/6		1.00E-05 - 1.10E-05	NT	5.08E-06	mg/L
4-Bromophenyl phenyl ether	0/6		1.00E-02 - 1.00E-02	NT	5.00E-03	mg/L
4-Chloro-3-methylphenol	0/6		1.00E-02 - 1.00E-02	NT	5.00E-03	mg/L

Table 2.5 Data summary for all analytes (continued)

----- AREA_CODE=d MEDIA=UCRS Groundwater -----
(continued)

Analyte	Frequency of Detection	Detected Range	Nondetected Range	Distribution	Arithmetic Mean	Units
4-Chlorobenzenamine	0/6		1.00E-02 - 1.00E-02	NT	5.00E-03	mg/L
4-Chlorophenyl phenyl ether	0/6		1.00E-02 - 1.00E-02	NT	5.00E-03	mg/L
4-Methyl-2-pentanone	0/6		5.00E-02 - 5.00E-02	NT	2.50E-02	mg/L
4-Methylphenol	0/6		1.00E-02 - 1.00E-02	NT	5.00E-03	mg/L
4-Nitrobenzenamine	0/6		4.80E-02 - 5.00E-02	NT	2.42E-02	mg/L
4-Nitrophenol	0/6		4.80E-02 - 5.00E-02	NT	2.42E-02	mg/L
Acenaphthene	0/12		5.00E-03 - 1.00E-02	NT	3.75E-03	mg/L
Acenaphthylene	0/12		5.00E-03 - 1.00E-02	NT	3.75E-03	mg/L
Acetone	0/6		1.00E-01 - 1.00E-01	NT	5.00E-02	mg/L
Aldrin	0/6		5.00E-06 - 1.00E-05	NT	3.00E-06	mg/L
Anthracene	0/12		5.00E-03 - 1.00E-02	NT	3.75E-03	mg/L
Azinphos-methyl	0/1		1.10E-04 - 1.10E-04	NT	5.50E-05	mg/L
Benz(a)anthracene	0/12		5.00E-03 - 1.00E-02	NT	3.75E-03	mg/L
Benzene	1/98	5.00E-03 - 5.00E-03	5.00E-03 - 5.00E-01	N	3.28E-02	mg/L
Benzo(a)pyrene	0/12		5.00E-03 - 1.00E-02	NT	3.75E-03	mg/L
Benzo(b)fluoranthene	0/12		5.00E-03 - 1.00E-02	NT	3.75E-03	mg/L
Benzo(ghi)perylene	0/12		5.00E-03 - 1.00E-02	NT	3.75E-03	mg/L
Benzo(k)fluoranthene	0/12		5.00E-03 - 1.00E-02	NT	3.75E-03	mg/L
Bis(2-chloroethoxy)methane	0/6		1.00E-02 - 1.00E-02	NT	5.00E-03	mg/L
Bis(2-chloroethyl) ether	0/6		1.00E-02 - 1.00E-02	NT	5.00E-03	mg/L
Bis(2-chloroisopropyl)ether	0/6		1.00E-02 - 1.00E-02	NT	5.00E-03	mg/L
Bis(2-ethylhexyl)phthalate	0/6		1.00E-02 - 1.00E-02	NT	5.00E-03	mg/L
Bromodichloromethane	0/22		5.00E-03 - 5.00E-01	NT	1.60E-02	mg/L
Bromoform	0/6		5.00E-03 - 5.00E-03	NT	2.50E-03	mg/L
Bromomethane	0/6		1.00E-02 - 1.00E-02	NT	5.00E-03	mg/L
Butyl benzyl phthalate	0/6		1.00E-02 - 1.00E-02	NT	5.00E-03	mg/L
Carbazole	0/6		1.00E-02 - 1.00E-02	NT	5.00E-03	mg/L
Carbon disulfide	0/6		5.00E-03 - 5.00E-03	NT	2.50E-03	mg/L
Carbon tetrachloride	0/22		5.00E-03 - 5.00E-01	NT	1.60E-02	mg/L
Chlorobenzene	0/6		5.00E-03 - 5.00E-03	NT	2.50E-03	mg/L
Chloroethane	0/6		1.00E-02 - 1.00E-02	NT	5.00E-03	mg/L
Chloroform	0/22		5.00E-03 - 5.00E-01	NT	1.60E-02	mg/L
Chloromethane	0/6		1.00E-02 - 1.00E-02	NT	5.00E-03	mg/L
Chrysene	0/12		5.00E-03 - 1.00E-02	NT	3.75E-03	mg/L
Co-Ral	0/1		1.10E-04 - 1.10E-04	NT	5.50E-05	mg/L
Demeton O and S	0/1		1.10E-04 - 1.10E-04	NT	5.50E-05	mg/L
Di-n-butyl phthalate	0/6		1.00E-02 - 1.00E-02	NT	5.00E-03	mg/L
Di-n-octylphthalate	0/6		1.00E-02 - 1.00E-02	NT	5.00E-03	mg/L
Diazinon	0/1		1.10E-04 - 1.10E-04	NT	5.50E-05	mg/L
Dibenz(a,h)anthracene	0/12		5.00E-03 - 1.00E-02	NT	3.75E-03	mg/L

Table 2.5 Data summary for all analytes (continued)

----- AREA_CODE=d MEDIA=UCRS Groundwater -----
(continued)

Analyte	Frequency of Detection	Detected Range	Nondetected Range	Distribution	Arithmetic Mean	Units
Dibenzofuran	0/6		1.00E-02 - 1.00E-02	NT	5.00E-03	mg/L
Dibromochloromethane	0/6		5.00E-03 - 5.00E-03	NT	2.50E-03	mg/L
Dichlorvos	0/1		1.10E-04 - 1.10E-04	NT	5.50E-05	mg/L
Dieldrin	0/6		1.00E-05 - 1.10E-05	NT	5.08E-06	mg/L
Diethyl phthalate	0/6		1.00E-02 - 1.00E-02	NT	5.00E-03	mg/L
Dimethyl phthalate	0/6		1.00E-02 - 1.00E-02	NT	5.00E-03	mg/L
Dimethyl-1,2-dibromo-2,2-dichloroethyl phosphat	0/1		1.10E-04 - 1.10E-04	NT	5.50E-05	mg/L
Dimethylbenzene	12/98	2.00E-01 - 2.80E+00	5.00E-03 - 5.00E-01	N	9.72E-02	mg/L
Disulfoton	0/1		1.10E-04 - 1.10E-04	NT	5.50E-05	mg/L
Endosulfan I	0/6		5.00E-06 - 1.00E-05	NT	3.00E-06	mg/L
Endosulfan II	0/6		1.00E-05 - 1.10E-05	NT	5.08E-06	mg/L
Endosulfan sulfate	0/6		1.00E-05 - 1.10E-05	NT	5.08E-06	mg/L
Endrin	0/6		1.00E-05 - 1.10E-05	NT	5.08E-06	mg/L
Endrin aldehyde	0/6		1.00E-05 - 1.10E-05	NT	5.08E-06	mg/L
Endrin ketone	0/5		1.00E-05 - 1.10E-05	NT	5.10E-06	mg/L
Ethion	0/1		1.10E-04 - 1.10E-04	NT	5.50E-05	mg/L
Ethylbenzene	14/99	3.20E-02 - 1.50E+00	5.00E-03 - 1.00E-01	N	6.99E-02	mg/L
Fensulfothion	0/1		1.10E-04 - 1.10E-04	NT	5.50E-05	mg/L
Fenthion	0/1		1.10E-04 - 1.10E-04	NT	5.50E-05	mg/L
Fluoranthene	0/12		5.00E-03 - 1.00E-02	NT	3.75E-03	mg/L
Fluorene	1/12	7.00E-03 - 7.00E-03	5.00E-03 - 1.00E-02	L	3.86E-03	mg/L
Heptachlor	0/6		5.00E-06 - 1.00E-05	NT	3.00E-06	mg/L
Heptachlor epoxide	0/6		5.00E-06 - 1.00E-05	NT	3.00E-06	mg/L
Hexachloro-dibenzo[b,e][1,4]dioxin	0/1		1.60E-06 - 1.60E-06	NT	8.00E-07	mg/L
Hexachlorobenzene	0/6		1.00E-02 - 1.00E-02	NT	5.00E-03	mg/L
Hexachlorobutadiene	0/6		1.00E-02 - 1.00E-02	NT	5.00E-03	mg/L
Hexachlorocyclopentadiene	0/6		1.00E-02 - 1.00E-02	NT	5.00E-03	mg/L
Hexachlorodibenzofuran	0/1		8.00E-07 - 8.00E-07	NT	4.00E-07	mg/L
Hexachloroethane	0/6		1.00E-02 - 1.00E-02	NT	5.00E-03	mg/L
Indeno(1,2,3-cd)pyrene	0/12		5.00E-03 - 1.00E-02	NT	3.75E-03	mg/L
Isophorone	0/6		1.00E-02 - 1.00E-02	NT	5.00E-03	mg/L
Lindane	0/6		5.00E-06 - 1.00E-05	NT	3.00E-06	mg/L
Merphos	0/1		1.10E-04 - 1.10E-04	NT	5.50E-05	mg/L
Methoxychlor	0/6		1.00E-05 - 1.13E-04	NT	3.53E-05	mg/L
Methyl parathion	0/1		1.10E-04 - 1.10E-04	NT	5.50E-05	mg/L
Methylene chloride	6/6	5.00E-03 - 1.80E-02		N	3.92E-03	mg/L
Mocap	0/1		1.10E-04 - 1.10E-04	NT	5.50E-05	mg/L
N-Nitroso-di-n-propylamine	0/6		1.00E-02 - 1.00E-02	NT	5.00E-03	mg/L
N-Nitrosodiphenylamine	0/6		1.00E-02 - 1.00E-02	NT	5.00E-03	mg/L
Naphthalene	1/12	4.70E-02 - 4.70E-02	5.00E-03 - 1.00E-02	L	5.23E-03	mg/L

Table 2.5 Data summary for all analytes (continued)

----- AREA_CODE=d MEDIA=UCRS Groundwater -----
(continued)

Analyte	Frequency of Detection	Detected Range	Nondetected Range	Distribution	Arithmetic Mean	Units
Nitrobenzene	0/7		6.00E-03 - 1.00E-02	NT	4.71E-03	mg/L
PCB-1016	0/6		1.00E-05 - 1.14E-04	NT	8.73E-05	mg/L
PCB-1221	0/6		2.00E-04 - 2.27E-04	NT	2.05E-04	mg/L
PCB-1232	0/6		1.00E-05 - 1.14E-04	NT	8.73E-05	mg/L
PCB-1242	0/6		1.00E-05 - 1.14E-04	NT	8.73E-05	mg/L
PCB-1248	0/6		1.00E-05 - 1.14E-04	NT	8.73E-05	mg/L
PCB-1254	0/6		1.00E-05 - 1.14E-04	NT	8.73E-05	mg/L
PCB-1260	0/6		1.00E-05 - 1.14E-04	NT	8.73E-05	mg/L
Pentachloro-dibenzo[b,e][1,4]dioxin	0/1		1.50E-06 - 1.50E-06	NT	7.50E-07	mg/L
Pentachlorodibenzofuran	0/1		1.40E-06 - 1.40E-06	NT	7.00E-07	mg/L
Pentachlorophenol	0/6		4.80E-02 - 5.00E-02	NT	2.42E-02	mg/L
Phenanthrene	1/12	5.00E-03 - 5.00E-03	5.00E-03 - 1.00E-02	N	3.75E-03	mg/L
Phenol	0/6		1.00E-02 - 1.00E-02	NT	5.00E-03	mg/L
Phorate	0/1		1.10E-04 - 1.10E-04	NT	5.50E-05	mg/L
Phosdrin	0/1		1.10E-04 - 1.10E-04	NT	5.50E-05	mg/L
Polychlorinated biphenyl	0/2		1.00E-04 - 1.00E-04	NT	1.00E-04	mg/L
Prothiophos	0/1		1.10E-04 - 1.10E-04	NT	5.50E-05	mg/L
Pyrene	0/12		5.00E-03 - 1.00E-02	NT	3.75E-03	mg/L
Ronnel	0/1		1.10E-04 - 1.10E-04	NT	5.50E-05	mg/L
Silvex	0/1		2.00E-04 - 2.00E-04	NT	1.00E-04	mg/L
Styrene	0/6		5.00E-03 - 5.00E-03	NT	2.50E-03	mg/L
Sulprofos	0/1		1.10E-04 - 1.10E-04	NT	5.50E-05	mg/L
Tetrachloro-dibenzo[b,e][1,4]dioxin	0/1		1.10E-06 - 1.10E-06	NT	5.50E-07	mg/L
Tetrachlorodibenzofuran	0/1		7.00E-07 - 7.00E-07	NT	3.50E-07	mg/L
Tetrachloroethene	0/22		5.00E-03 - 5.00E-01	NT	1.60E-02	mg/L
Tetrachlorovinphos	0/1		1.10E-04 - 1.10E-04	NT	5.50E-05	mg/L
Toluene	0/97		5.00E-03 - 5.00E-01	NT	3.31E-02	mg/L
Toxaphene	0/6		5.00E-04 - 1.13E-03	NT	4.69E-04	mg/L
Trichloroethene	57/121	1.00E-03 - 9.80E+01	1.00E-03 - 1.00E-01	N	2.95E+00	mg/L
Trichloronate	0/1		1.10E-04 - 1.10E-04	NT	5.50E-05	mg/L
Trinitrotoluene	0/2		6.00E-03 - 6.00E-03	NT	3.00E-03	mg/L
Vinyl chloride	0/22		5.00E-03 - 5.00E-01	NT	3.98E-02	mg/L
alpha-BHC	0/6		5.00E-06 - 1.00E-05	NT	3.00E-06	mg/L
alpha-Chlordane	0/6		5.00E-06 - 1.00E-05	NT	3.42E-06	mg/L
beta-BHC	0/6		5.00E-06 - 1.00E-05	NT	3.00E-06	mg/L
cis-1,2-Dichloroethene	2/18	8.00E-03 - 9.00E-03	5.00E-03 - 5.00E-01	L	2.98E-03	mg/L
cis-1,3-Dichloropropene	0/6		5.00E-03 - 5.00E-03	NT	2.50E-03	mg/L
delta-BHC	0/6		5.00E-06 - 1.00E-05	NT	3.00E-06	mg/L
gamma-Chlordane	0/6		5.00E-06 - 5.00E-05	NT	6.75E-06	mg/L
trans-1,2-Dichloroethene	0/17		5.00E-03 - 5.00E-01	NT	4.12E-02	mg/L

Table 2.5 Data summary for all analytes (continued)

----- AREA_CODE=d MEDIA=UCRS Groundwater -----
(continued)

Analyte	Frequency of Detection	Detected Range	Nondetected Range	Distribution	Arithmetic Mean	Units
trans-1,3-Dichloropropene	0/6		5.00E-03 - 5.00E-03	NT	2.50E-03	mg/L
Alpha activity	107/115	2.00E-01 - 5.75E+01	-5.00E+00 - 6.53E+00	L	7.60E+00	pCi/L
Beta activity	112/115	1.00E+00 - 1.00E+03	0.00E+00 - 1.15E+01	L	5.23E+01	pCi/L
Neptunium-237	1/2	2.37E+00 - 2.37E+00	8.00E-02 - 8.00E-02	N	6.13E-01	pCi/L
Plutonium-238	2/2	1.00E-01 - 1.10E-01		N	5.25E-02	pCi/L
Plutonium-239	0/2		3.00E-02 - 9.00E-02	NT	3.00E-02	pCi/L
Plutonium-242	0/2		1.00E-02 - 7.00E-02	NT	2.00E-02	pCi/L
Radon-222	5/5	1.35E+02 - 5.12E+02		N	1.58E+02	pCi/L
Technetium-99	103/118	1.00E+00 - 1.01E+03	-7.00E+00 - 7.50E-01	L	4.71E+01	pCi/L
Thorium-228	2/2	3.40E-01 - 6.40E-01		N	2.45E-01	pCi/L
Thorium-230	2/2	3.70E-01 - 6.90E-01		N	2.65E-01	pCi/L
Thorium-232	2/2	1.80E-01 - 4.90E-01		N	1.68E-01	pCi/L
Uranium-234	5/5	1.50E-01 - 1.84E+01		N	4.60E+00	pCi/L
Uranium-235	1/1	1.22E+00 - 1.22E+00		NT	1.22E+00	pCi/L
Uranium-238	4/5	4.50E-01 - 4.19E+01	2.10E-01 - 2.10E-01	N	9.35E+00	pCi/L

----- AREA_CODE=e MEDIA=McNairy Groundwater -----

Analyte	Frequency of Detection	Detected Range	Nondetected Range	Distribution	Arithmetic Mean	Units
Aluminum	6/40	2.08E+00 - 9.04E+01	6.25E-01 - 1.00E+00	L	8.98E-02	mg/L
Antimony	0/20		6.00E-02 - 2.50E-01	NT	8.96E-02	mg/L
Arsenic	2/11	7.30E-03 - 3.60E-02	5.00E-03 - 5.00E-03	L	2.22E-03	mg/L
Barium	6/11	9.20E-02 - 6.70E-01	5.00E-02 - 7.00E-02	L	1.40E-01	mg/L
Beryllium	1/11	1.70E-02 - 1.70E-02	4.00E-03 - 2.50E-02	N	8.23E-03	mg/L
Cadmium	1/11	2.10E-02 - 2.10E-02	1.00E-02 - 1.00E-01	L	2.61E-02	mg/L
Calcium	41/41	4.20E+00 - 1.18E+02		L	4.08E+00	mg/L
Chloride	38/38	1.45E+01 - 2.42E+01		N	1.09E+01	mg/L
Chromium	2/9	5.60E-02 - 2.32E-01	5.00E-02 - 6.00E-02	L	3.82E-02	mg/L
Cobalt	1/11	1.21E-01 - 1.21E-01	4.50E-02 - 1.00E-01	L	3.18E-02	mg/L
Copper	3/11	1.30E-02 - 1.63E-01	2.50E-02 - 1.00E-01	L	2.47E-02	mg/L
Fluoride	20/20	1.40E-01 - 3.90E-01		N	2.85E-01	mg/L
Iron	41/41	5.04E+00 - 1.79E+02		L	1.33E+01	mg/L
Lead	0/6		2.50E-01 - 2.50E-01	NT	1.25E-01	mg/L
Magnesium	41/41	2.14E+00 - 6.46E+01		L	2.20E+00	mg/L
Manganese	41/41	3.57E-01 - 3.91E+00		L	4.66E-01	mg/L
Mercury	0/6		2.00E-04 - 2.00E-04	NT	1.00E-04	mg/L

Table 2.5 Data summary for all analytes (continued)

----- AREA_CODE=e MEDIA=McNairy Groundwater -----
(continued)

Analyte	Frequency of Detection	Detected Range	Nondetected Range	Distribution	Arithmetic Mean	Units
Molybdenum	0/10		5.00E-02 - 1.00E-01	NT	3.33E-02	mg/L
Nickel	2/11	1.07E-01 - 1.09E-01	5.00E-02 - 1.00E-01	N	4.85E-02	mg/L
Nitrate as Nitrogen	1/38	1.00E+00 - 1.00E+00	1.00E+00 - 1.00E+00	N	5.00E-01	mg/L
Potassium	27/40	4.54E+00 - 8.61E+01	5.00E+00 - 1.05E+01	L	1.27E+01	mg/L
Selenium	0/8		5.00E-03 - 5.00E-03	NT	2.50E-03	mg/L
Silica	30/30	1.10E+01 - 5.80E+01		N	1.87E+01	mg/L
Silver	0/7		5.00E-02 - 6.00E-02	NT	2.79E-02	mg/L
Sodium	41/41	1.49E+01 - 7.65E+01		L	9.68E+00	mg/L
Sulfate	2/2	1.90E+01 - 1.17E+03		N	2.97E+02	mg/L
Tetraoxo-sulfate(1-)	36/36	9.60E+00 - 1.97E+01		N	8.48E+00	mg/L
Thallium	1/4	1.23E-01 - 1.23E-01	6.00E-02 - 4.70E-01	N	8.91E-02	mg/L
Tin	0/1		2.80E-01 - 2.80E-01	NT	1.40E-01	mg/L
Total Phosphate as Phosphorus	1/35	5.20E+00 - 5.20E+00	2.00E+00 - 2.00E+00	N	1.05E+00	mg/L
Uranium	2/11	2.00E-03 - 1.80E-02	1.00E-03 - 1.00E-03	L	3.02E-04	mg/L
Vanadium	3/4	5.70E-02 - 8.36E-01	4.00E-02 - 4.00E-02	N	2.05E-01	mg/L
Zinc	8/11	2.60E-02 - 5.64E-01	1.00E-01 - 2.50E-01	L	9.88E-02	mg/L
1,1,1-Trichloroethane	0/45		5.00E-03 - 5.00E-02	NT	3.00E-03	mg/L
1,1,2-Trichloroethane	0/45		5.00E-03 - 5.00E-02	NT	3.00E-03	mg/L
1,1-Dichloroethane	0/44		5.00E-03 - 5.00E-02	NT	3.01E-03	mg/L
1,1-Dichloroethene	0/44		5.00E-03 - 5.00E-02	NT	3.01E-03	mg/L
1,2-Dichloroethane	0/45		5.00E-03 - 5.00E-02	NT	3.00E-03	mg/L
1,3-Dichlorobenzene	0/1		5.00E-03 - 5.00E-03	NT	2.50E-03	mg/L
Benzene	0/44		5.00E-03 - 5.00E-02	NT	3.01E-03	mg/L
Bromodichloromethane	0/45		5.00E-03 - 5.00E-02	NT	3.00E-03	mg/L
Carbon tetrachloride	0/45		5.00E-03 - 5.00E-02	NT	3.00E-03	mg/L
Chloroform	0/45		5.00E-03 - 5.00E-02	NT	3.00E-03	mg/L
Dimethylbenzene	0/44		5.00E-03 - 1.00E-01	NT	4.83E-03	mg/L
Ethylbenzene	0/44		5.00E-03 - 5.00E-02	NT	3.01E-03	mg/L
Polychlorinated biphenyl	0/1		1.00E-04 - 1.00E-04	NT	1.00E-04	mg/L
Tetrachloroethene	0/45		5.00E-03 - 5.00E-02	NT	3.00E-03	mg/L
Toluene	0/44		5.00E-03 - 5.00E-02	NT	3.01E-03	mg/L
Trichloroethene	5/52	2.00E-03 - 7.00E-03	1.00E-03 - 1.00E-02	N	1.46E-03	mg/L
Vinyl chloride	0/45		1.00E-03 - 1.00E-01	NT	9.36E-03	mg/L
cis-1,2-Dichloroethene	0/45		5.00E-03 - 5.00E-02	NT	6.00E-03	mg/L
trans-1,2-Dichloroethene	0/45		5.00E-03 - 5.00E-02	NT	6.00E-03	mg/L
Alpha activity	43/48	5.00E-01 - 1.07E+02	-1.80E+01 --1.70E+00	L	5.20E+00	pCi/L
Beta activity	48/48	7.00E+00 - 2.36E+02		L	2.11E+01	pCi/L
Neptunium-237	0/1		-2.00E-01 --2.00E-01	NT	-1.00E-01	pCi/L
Plutonium-239	0/1		0.00E+00 - 0.00E+00	NT	0.00E+00	pCi/L
Radon-222	31/31	1.43E+02 - 3.91E+02		N	1.29E+02	pCi/L

Table 2.5 Data summary for all analytes (continued)

----- AREA_CODE=e MEDIA=McNairy Groundwater -----
(continued)

Analyte	Frequency of Detection	Detected Range	Nondetected Range	Distribution	Arithmetic Mean	Units
Technetium-99	40/53	1.00E+00 - 5.30E+01	-1.29E+01 - 0.00E+00	L	9.41E+00	pCi/L
Thorium-230	1/1	1.00E-01 - 1.00E-01		NT	5.00E-02	pCi/L

----- AREA_CODE=e MEDIA=RGa Groundwater -----

Analyte	Frequency of Detection	Detected Range	Nondetected Range	Distribution	Arithmetic Mean	Units
Aluminum	94/348	1.04E-01 - 4.81E+01	3.00E-02 - 1.00E+00	N	5.14E-01	mg/L
Antimony	0/221		6.00E-02 - 2.50E-01	NT	7.32E-02	mg/L
Arsenic	1/158	7.00E-03 - 7.00E-03	5.00E-03 - 5.00E-03	N	2.51E-03	mg/L
Barium	158/159	2.10E-02 - 4.98E-01	7.00E-02 - 7.00E-02	L	1.78E-01	mg/L
Beryllium	3/158	5.00E-03 - 6.00E-03	4.00E-03 - 2.50E-02	N	5.52E-03	mg/L
Cadmium	2/159	1.00E-02 - 2.40E-02	1.00E-02 - 1.00E-01	N	1.41E-02	mg/L
Calcium	374/374	4.63E+00 - 7.82E+01		N	1.11E+01	mg/L
Chloride	345/345	6.00E+00 - 4.99E+01		N	1.64E+01	mg/L
Chromium	11/161	5.00E-02 - 1.12E-01	5.00E-02 - 6.00E-02	N	2.76E-02	mg/L
Chromium, hexavalent	0/1		1.00E-02 - 1.00E-02	NT	5.00E-03	mg/L
Cobalt	2/159	5.40E-02 - 8.10E-02	4.50E-02 - 1.00E-01	N	2.57E-02	mg/L
Copper	29/159	1.00E-02 - 1.87E+00	1.00E-02 - 1.00E-01	N	2.65E-02	mg/L
Fluoride	217/222	1.00E-01 - 6.50E-01	1.00E-01 - 1.00E-01	N	1.53E-01	mg/L
Iron	226/378	3.40E-02 - 2.91E+02	2.00E-01 - 5.00E-01	N	1.95E+00	mg/L
Lead	1/69	6.00E-02 - 6.00E-02	5.00E-02 - 2.50E-01	N	1.16E-01	mg/L
Magnesium	376/376	1.93E+00 - 1.42E+01		N	4.44E+00	mg/L
Manganese	158/375	1.10E-02 - 5.93E+00	5.00E-03 - 1.00E-01	N	5.22E-02	mg/L
Mercury	0/67		2.00E-04 - 2.00E-04	NT	1.00E-04	mg/L
Molybdenum	1/129	6.60E-02 - 6.60E-02	5.00E-02 - 1.00E-01	N	2.83E-02	mg/L
Nickel	21/160	3.30E-02 - 2.59E-01	1.00E-02 - 1.00E-01	N	4.01E-02	mg/L
Nitrate as Nitrogen	328/346	1.00E+00 - 1.42E+01	1.00E-01 - 1.00E+00	N	1.11E+00	mg/L
Potassium	44/353	1.40E+00 - 4.41E+01	2.00E+00 - 1.05E+01	N	3.09E+00	mg/L
Selenium	0/68		5.00E-03 - 5.00E-03	NT	2.50E-03	mg/L
Silica	207/208	8.00E+00 - 3.50E+01	5.00E+00 - 5.00E+00	N	8.59E+00	mg/L
Silver	1/59	3.90E-01 - 3.90E-01	5.00E-02 - 6.00E-02	N	3.14E-02	mg/L
Sodium	376/376	5.56E+00 - 6.30E+01		N	1.47E+01	mg/L
Sulfate	21/22	6.50E+00 - 3.56E+02	5.00E+00 - 5.00E+00	L	2.74E+01	mg/L
Tetraoxo-sulfate(1-)	323/323	3.00E+00 - 5.00E+01		N	8.67E+00	mg/L
Thallium	2/99	7.20E-02 - 1.00E-01	5.60E-02 - 4.70E-01	N	7.17E-02	mg/L
Tin	0/7		2.80E-01 - 2.80E-01	NT	1.40E-01	mg/L

Table 2.5 Data summary for all analytes (continued)

----- AREA_CODE=e MEDIA=RGa Groundwater -----
(continued)

Analyte	Frequency of Detection	Detected Range	Nondetected Range	Distribution	Arithmetic Mean	Units
Total Phosphate as Phosphorus	3/248	2.20E+00 - 2.80E+00	2.00E+00 - 2.00E+00	N	1.00E+00	mg/L
Uranium	8/132	1.00E-03 - 1.20E-02	1.00E-03 - 1.00E-03	N	1.14E-03	mg/L
Vanadium	74/102	4.50E-02 - 2.76E-01	4.00E-02 - 2.50E-01	L	7.62E-02	mg/L
Zinc	69/161	7.00E-03 - 4.00E-01	5.00E-03 - 2.50E-01	L	2.67E-02	mg/L
1,1,1-Trichloroethane	0/358		5.00E-03 - 5.00E-01	NT	4.27E-02	mg/L
1,1,2-Trichloroethane	0/424		5.00E-03 - 5.00E-01	NT	3.76E-02	mg/L
1,1-Dichloroethane	0/355		5.00E-03 - 5.00E-01	NT	4.30E-02	mg/L
1,1-Dichloroethene	0/355		5.00E-03 - 5.00E-01	NT	4.30E-02	mg/L
1,2-Dichloroethane	0/427		1.00E-03 - 5.00E-01	NT	3.73E-02	mg/L
1,2-Dichloroethene	0/4		5.00E-03 - 2.50E-02	NT	5.00E-03	mg/L
1,3-Dichlorobenzene	0/7		2.50E-02 - 1.00E-01	NT	3.75E-02	mg/L
2-Butanone	2/2	1.60E-02 - 1.70E-01		N	4.65E-02	mg/L
Acetone	1/1	1.40E-02 - 1.40E-02		NT	7.00E-03	mg/L
Benzene	0/350		5.00E-03 - 5.00E-01	NT	4.35E-02	mg/L
Bromodichloromethane	0/427		5.00E-03 - 5.00E-01	NT	3.74E-02	mg/L
Carbon tetrachloride	0/427		5.00E-03 - 5.00E-01	NT	3.74E-02	mg/L
Chloroethane	0/2		5.00E-03 - 1.00E-02	NT	3.75E-03	mg/L
Chloroform	0/427		5.00E-03 - 5.00E-01	NT	3.74E-02	mg/L
Dimethylbenzene	1/350	6.00E-03 - 6.00E-03	5.00E-03 - 1.00E+00	N	7.52E-02	mg/L
Ethane	0/4		3.00E-02 - 3.00E-02	NT	1.50E-02	mg/L
Ethylbenzene	0/350		5.00E-03 - 5.00E-01	NT	4.35E-02	mg/L
Ethylene	0/4		3.00E-02 - 3.00E-02	NT	1.50E-02	mg/L
Polychlorinated biphenyl	0/3		1.00E-04 - 1.70E-04	NT	1.23E-04	mg/L
Tetrachloroethene	0/427		5.00E-03 - 5.00E-01	NT	3.74E-02	mg/L
Toluene	0/350		5.00E-03 - 5.00E-01	NT	4.35E-02	mg/L
Trichloroethene	439/472	1.00E-03 - 1.67E+02	1.00E-03 - 1.00E-02	N	8.11E-01	mg/L
Vinyl chloride	0/427		5.00E-03 - 1.00E+00	NT	1.30E-01	mg/L
cis-1,2-Dichloroethene	0/421		5.00E-03 - 5.00E-01	NT	7.57E-02	mg/L
trans-1,2-Dichloroethene	1/422	5.00E-03 - 5.00E-03	5.00E-03 - 5.00E-01	N	7.56E-02	mg/L
Alpha activity	390/532	1.00E-01 - 1.88E+02	-6.18E+01 - 1.00E+03	L	4.84E+00	pCi/L
Americium-241	0/1		-1.00E+00 --1.00E+00	NT	-5.00E-01	pCi/L
Beta activity	530/532	1.00E+00 - 1.81E+03	-4.00E+00 --2.00E+00	N	1.66E+02	pCi/L
Cesium-137	0/1		-4.00E-01 --4.00E-01	NT	-2.00E-01	pCi/L
Cobalt-60	1/1	8.00E-01 - 8.00E-01		NT	4.00E-01	pCi/L
Neptunium-237	8/14	1.00E-01 - 5.00E-01	-3.00E-01 - 0.00E+00	N	1.07E-02	pCi/L
Plutonium-239	3/14	1.00E-01 - 1.00E-01	0.00E+00 - 0.00E+00	N	1.07E-02	pCi/L
Radium-226	1/1	2.00E-01 - 2.00E-01		NT	1.00E-01	pCi/L
Radon-222	255/255	5.10E+01 - 8.61E+02		N	1.95E+02	pCi/L
Technetium-99	526/547	1.00E+00 - 2.11E+03	-1.00E+00 - 2.50E+01	N	4.28E+02	pCi/L
Thorium-230	11/14	1.00E-01 - 1.60E+00	-4.00E-01 - 0.00E+00	N	2.14E-01	pCi/L

Table 2.5 Data summary for all analytes (continued)

----- AREA_CODE=e MEDIA=UCRS Groundwater -----

Analyte	Frequency of Detection	Detected Range	Nondetected Range	Distribution	Arithmetic Mean	Units
Aluminum	16/28	4.07E-01 - 8.00E+01	7.50E-01 - 1.00E+00	L	2.31E+00	mg/L
Antimony	0/7		6.00E-02 - 2.50E-01	NT	8.86E-02	mg/L
Arsenic	1/6	8.00E-03 - 8.00E-03	5.00E-03 - 5.00E-03	N	2.75E-03	mg/L
Barium	6/6	2.83E-01 - 1.01E+00		N	3.01E-01	mg/L
Beryllium	0/6		5.00E-03 - 2.50E-02	NT	7.92E-03	mg/L
Cadmium	0/6		1.00E-02 - 1.00E-01	NT	2.88E-02	mg/L
Calcium	27/28	1.55E+01 - 6.92E+01	2.00E+00 - 2.00E+00	L	2.40E+01	mg/L
Chloride	22/22	6.80E+00 - 2.13E+02		L	7.99E+00	mg/L
Chromium	1/6	1.30E-01 - 1.30E-01	5.00E-02 - 6.00E-02	N	3.25E-02	mg/L
Cobalt	0/6		4.50E-02 - 1.00E-01	NT	2.88E-02	mg/L
Copper	1/6	1.00E-01 - 1.00E-01	1.00E-02 - 1.00E-01	N	3.50E-02	mg/L
Fluoride	5/5	3.70E-01 - 5.50E-01		N	4.68E-01	mg/L
Iron	23/28	3.37E-01 - 6.80E+01	2.00E-01 - 3.00E-01	L	2.59E+00	mg/L
Lead	0/4		2.50E-01 - 2.50E-01	NT	1.25E-01	mg/L
Magnesium	27/28	6.10E+00 - 3.10E+01	1.00E-01 - 1.00E-01	N	4.38E+00	mg/L
Manganese	5/28	5.00E-02 - 1.60E-01	5.00E-02 - 1.00E-01	L	4.16E-02	mg/L
Mercury	0/4		2.00E-04 - 2.00E-04	NT	1.00E-04	mg/L
Molybdenum	0/6		5.00E-02 - 1.00E-01	NT	3.38E-02	mg/L
Nickel	2/6	1.45E-01 - 5.35E-01	1.00E-01 - 1.00E-01	N	9.00E-02	mg/L
Nitrate as Nitrogen	1/22	1.00E+00 - 1.00E+00	1.00E+00 - 1.00E+00	N	5.00E-01	mg/L
Potassium	2/28	2.20E+00 - 3.05E+00	5.00E+00 - 1.05E+01	L	2.81E+00	mg/L
Selenium	0/4		5.00E-03 - 5.00E-03	NT	2.50E-03	mg/L
Silica	26/26	2.80E+01 - 4.30E+01		N	1.84E+01	mg/L
Silver	0/3		5.00E-02 - 6.00E-02	NT	2.67E-02	mg/L
Sodium	27/28	4.77E+01 - 1.45E+02	5.00E+00 - 5.00E+00	N	3.38E+01	mg/L
Sulfate	1/1	3.42E+01 - 3.42E+01		NT	1.71E+01	mg/L
Tetraoxo-sulfate(1-)	21/21	1.50E+01 - 4.16E+01		N	1.64E+01	mg/L
Thallium	0/2		6.00E-02 - 4.70E-01	NT	1.33E-01	mg/L
Tin	0/1		2.80E-01 - 2.80E-01	NT	1.40E-01	mg/L
Total Phosphate as Phosphorus	0/23		2.00E+00 - 2.00E+00	NT	1.00E+00	mg/L
Uranium	4/5	1.00E-03 - 4.00E-03	1.00E-03 - 1.00E-03	N	2.20E-03	mg/L
Vanadium	3/3	1.95E-01 - 7.60E-01		N	2.05E-01	mg/L
Zinc	2/5	1.60E-02 - 1.60E-01	1.00E-01 - 2.50E-01	N	6.26E-02	mg/L
1,1,1-Trichloroethane	0/27		5.00E-03 - 5.00E-02	NT	3.33E-03	mg/L
1,1,2-Trichloroethane	0/27		5.00E-03 - 5.00E-02	NT	3.33E-03	mg/L
1,1-Dichloroethane	0/27		5.00E-03 - 5.00E-02	NT	3.33E-03	mg/L
1,1-Dichloroethene	0/27		5.00E-03 - 5.00E-02	NT	3.33E-03	mg/L
1,2-Dichloroethane	0/27		5.00E-03 - 5.00E-02	NT	3.33E-03	mg/L
1,3-Dichlorobenzene	0/1		5.00E-03 - 5.00E-03	NT	2.50E-03	mg/L
Benzene	0/27		5.00E-03 - 5.00E-02	NT	3.33E-03	mg/L
Bromodichloromethane	0/27		5.00E-03 - 5.00E-02	NT	3.33E-03	mg/L

Table 2.5 Data summary for all analytes (continued)

----- AREA_CODE=e MEDIA=UCRS Groundwater -----
(continued)

Analyte	Frequency of Detection	Detected Range	Nondetected Range	Distribution	Arithmetic Mean	Units
Carbon tetrachloride	0/27		5.00E-03 - 5.00E-02	NT	3.33E-03	mg/L
Chloroform	0/27		5.00E-03 - 5.00E-02	NT	3.33E-03	mg/L
Dimethylbenzene	0/27		5.00E-03 - 1.00E-01	NT	5.37E-03	mg/L
Ethylbenzene	0/27		5.00E-03 - 5.00E-02	NT	3.33E-03	mg/L
Tetrachloroethene	0/27		5.00E-03 - 5.00E-02	NT	3.33E-03	mg/L
Toluene	0/27		5.00E-03 - 5.00E-02	NT	3.33E-03	mg/L
Trichloroethene	3/34	2.00E-03 - 4.00E-03	1.00E-03 - 1.00E-02	L	1.96E-04	mg/L
Vinyl chloride	0/27		5.00E-03 - 1.00E-01	NT	1.07E-02	mg/L
cis-1,2-Dichloroethene	0/27		5.00E-03 - 5.00E-02	NT	6.67E-03	mg/L
trans-1,2-Dichloroethene	0/27		5.00E-03 - 5.00E-02	NT	6.67E-03	mg/L
Alpha activity	33/34	1.00E-01 - 1.43E+01	-4.30E+00 --4.30E+00	L	4.07E+00	pCi/L
Beta activity	31/34	1.00E+00 - 4.00E+01	-3.00E+00 - 0.00E+00	L	1.18E+01	pCi/L
Radon-222	21/21	4.00E+01 - 2.53E+02		N	7.39E+01	pCi/L
Technetium-99	24/34	1.00E+00 - 1.80E+01	-9.40E+00 - 0.00E+00	N	5.32E+00	pCi/L

----- AREA_CODE=f MEDIA=McNairy Groundwater -----

Analyte	Frequency of Detection	Detected Range	Nondetected Range	Distribution	Arithmetic Mean	Units
Aluminum	2/4	2.65E-01 - 3.93E-01	6.25E-01 - 7.50E-01	N	2.54E-01	mg/L
Antimony	0/6		6.00E-02 - 2.50E-01	NT	7.71E-02	mg/L
Arsenic	0/6		5.00E-03 - 5.00E-03	NT	2.50E-03	mg/L
Barium	5/6	2.59E-01 - 3.54E-01	7.00E-02 - 7.00E-02	N	1.32E-01	mg/L
Beryllium	0/6		5.00E-03 - 2.50E-02	NT	6.67E-03	mg/L
Cadmium	0/6		1.00E-02 - 1.00E-01	NT	1.63E-02	mg/L
Calcium	6/6	1.92E+01 - 2.26E+01		N	1.03E+01	mg/L
Chloride	6/6	2.60E+00 - 5.00E+00		N	1.81E+00	mg/L
Chromium	0/4		5.00E-02 - 6.00E-02	NT	2.75E-02	mg/L
Cobalt	0/6		4.50E-02 - 1.00E-01	NT	2.79E-02	mg/L
Copper	0/6		1.00E-02 - 1.00E-01	NT	1.63E-02	mg/L
Fluoride	5/5	2.20E-01 - 2.70E-01		N	2.40E-01	mg/L
Iron	6/6	2.95E+00 - 1.04E+01		N	3.05E+00	mg/L
Lead	0/2		2.50E-01 - 2.50E-01	NT	1.25E-01	mg/L
Magnesium	6/6	5.31E+00 - 6.20E+00		N	2.91E+00	mg/L
Manganese	6/6	2.40E-01 - 3.50E-01		N	1.56E-01	mg/L
Mercury	0/2		2.00E-04 - 2.00E-04	NT	1.00E-04	mg/L
Molybdenum	0/4		5.00E-02 - 1.00E-01	NT	3.19E-02	mg/L

Table 2.5 Data summary for all analytes (continued)

----- AREA_CODE=f MEDIA=McNairy Groundwater -----
(continued)

Analyte	Frequency of Detection	Detected Range	Nondetected Range	Distribution	Arithmetic Mean	Units
Nickel	0/6		5.00E-02 - 1.00E-01	NT	4.17E-02	mg/L
Nitrate as Nitrogen	0/6		1.00E+00 - 1.00E+00	NT	5.00E-01	mg/L
Potassium	5/5	1.75E+01 - 3.11E+01		N	1.11E+01	mg/L
Selenium	0/4		5.00E-03 - 5.00E-03	NT	2.50E-03	mg/L
Silica	4/4	1.60E+01 - 2.50E+01		N	1.00E+01	mg/L
Silver	0/4		5.00E-02 - 6.00E-02	NT	2.88E-02	mg/L
Sodium	6/6	2.28E+01 - 2.92E+01		N	1.25E+01	mg/L
Tetraoxo-sulfate(1-)	6/6	6.90E+00 - 8.00E+00		N	3.70E+00	mg/L
Thallium	0/2		6.00E-02 - 6.00E-02	NT	3.00E-02	mg/L
Uranium	0/8		1.00E-03 - 1.00E-03	NT	1.00E-03	mg/L
Vanadium	0/2		5.00E-02 - 5.00E-02	NT	2.50E-02	mg/L
Zinc	3/6	1.00E-02 - 3.40E-01		N	5.60E-02	mg/L
1,1,1-Trichloroethane	0/5		5.00E-03 - 5.00E-03	NT	2.50E-03	mg/L
1,1,2-Trichloroethane	0/5		5.00E-03 - 5.00E-03	NT	2.50E-03	mg/L
1,1-Dichloroethane	0/5		5.00E-03 - 5.00E-03	NT	2.50E-03	mg/L
1,1-Dichloroethene	0/5		5.00E-03 - 5.00E-03	NT	2.50E-03	mg/L
1,2-Dichloroethane	0/5		5.00E-03 - 5.00E-03	NT	2.50E-03	mg/L
Benzene	0/5		5.00E-03 - 5.00E-03	NT	2.50E-03	mg/L
Bromodichloromethane	0/5		5.00E-03 - 5.00E-03	NT	2.50E-03	mg/L
Carbon tetrachloride	0/5		5.00E-03 - 5.00E-03	NT	2.50E-03	mg/L
Chloroform	0/5		5.00E-03 - 5.00E-03	NT	2.50E-03	mg/L
Dimethylbenzene	0/5		5.00E-03 - 1.00E-02	NT	4.00E-03	mg/L
Ethylbenzene	0/5		5.00E-03 - 5.00E-03	NT	2.50E-03	mg/L
Polychlorinated biphenyl	0/1		1.00E-04 - 1.00E-04	NT	1.00E-04	mg/L
Tetrachloroethene	0/5		5.00E-03 - 5.00E-03	NT	2.50E-03	mg/L
Toluene	0/5		5.00E-03 - 5.00E-03	NT	2.50E-03	mg/L
Trichloroethene	0/12		1.00E-03 - 1.00E-03	NT	1.00E-03	mg/L
Vinyl chloride	0/5		5.00E-03 - 1.00E-02	NT	7.00E-03	mg/L
cis-1,2-Dichloroethene	0/5		5.00E-03 - 5.00E-03	NT	5.00E-03	mg/L
trans-1,2-Dichloroethene	0/5		5.00E-03 - 5.00E-03	NT	5.00E-03	mg/L
Alpha activity	13/13	1.00E+00 - 1.75E+01		L	2.79E+00	pCi/L
Beta activity	13/13	2.20E+01 - 2.34E+02		L	2.60E+01	pCi/L
Radon-222	4/4	1.73E+02 - 2.67E+02		N	1.14E+02	pCi/L
Technetium-99	9/13	1.00E+00 - 2.00E+01	-9.70E+00 - 0.00E+00	N	6.48E+00	pCi/L

Table 2.5 Data summary for all analytes (continued)

----- AREA_CODE=f MEDIA=RGa Groundwater -----

Analyte	Frequency of Detection	Detected Range	Nondetected Range	Distribution	Arithmetic Mean	Units
Aluminum	48/93	1.11E-01 - 4.63E+01	6.20E-01 - 1.00E+00	L	4.44E-01	mg/L
Antimony	0/98		6.00E-02 - 2.50E-01	NT	8.20E-02	mg/L
Arsenic	1/104	1.28E-02 - 1.28E-02	5.00E-03 - 5.00E-03	N	2.54E-03	mg/L
Barium	97/98	6.60E-02 - 2.70E+00	5.00E-02 - 5.00E-02	L	2.60E-01	mg/L
Beryllium	0/98		4.00E-03 - 2.50E-02	NT	7.33E-03	mg/L
Cadmium	3/106	1.00E-02 - 3.42E-01	1.00E-02 - 1.00E-01	N	2.51E-02	mg/L
Calcium	106/106	1.70E+01 - 7.00E+01		L	1.68E+01	mg/L
Chloride	105/105	2.70E+00 - 1.23E+02		N	4.01E+01	mg/L
Chromium	42/91	5.40E-02 - 9.16E-01	5.00E-02 - 6.00E-02	N	7.01E-02	mg/L
Cobalt	0/98		4.50E-02 - 4.50E-01	NT	3.11E-02	mg/L
Copper	6/106	1.00E-02 - 3.78E-01	1.00E-02 - 1.00E-01	N	2.54E-02	mg/L
Fluoride	88/90	1.10E-01 - 2.30E-01	1.00E-01 - 1.80E-01	L	1.64E-01	mg/L
Iron	88/108	1.10E-02 - 7.44E+01	1.00E-02 - 3.60E-01	L	9.67E-01	mg/L
Lead	0/46		6.00E-02 - 2.50E-01	NT	1.23E-01	mg/L
Magnesium	106/106	5.34E+00 - 2.27E+01		L	6.61E+00	mg/L
Manganese	58/106	5.00E-03 - 2.21E+00	5.00E-03 - 1.00E+00	L	5.01E-02	mg/L
Mercury	0/47		2.00E-04 - 2.00E-04	NT	1.00E-04	mg/L
Molybdenum	0/85		5.00E-02 - 1.00E-01	NT	3.35E-02	mg/L
Nickel	35/106	3.10E-02 - 4.48E-01	5.00E-02 - 1.00E-01	L	7.57E-02	mg/L
Nitrate as Nitrogen	82/97	1.00E+00 - 2.90E+00	1.00E+00 - 1.00E+00	L	1.70E+00	mg/L
Potassium	54/102	2.10E+00 - 1.97E+01	2.00E+00 - 1.05E+01	N	2.94E+00	mg/L
Selenium	0/53		5.00E-03 - 5.00E-03	NT	2.50E-03	mg/L
Silica	55/55	1.10E+01 - 5.20E+01		L	9.62E+00	mg/L
Silver	0/57		6.00E-03 - 6.00E-02	NT	2.46E-02	mg/L
Sodium	105/106	2.91E+01 - 7.86E+01	5.00E+00 - 5.00E+00	N	2.26E+01	mg/L
Sulfate	21/22	5.00E+00 - 6.76E+01	5.00E+00 - 5.00E+00	L	1.48E+01	mg/L
Tetraoxo-sulfate(1-)	79/83	5.00E+00 - 1.60E+02	5.00E+00 - 5.00E+00	L	3.40E+01	mg/L
Thallium	0/43		5.60E-02 - 4.70E-01	NT	6.80E-02	mg/L
Total Phosphate as Phosphorus	0/33		2.00E+00 - 2.00E+00	NT	1.00E+00	mg/L
Uranium	1/70	3.00E-03 - 3.00E-03	1.00E-03 - 1.00E-03	N	1.03E-03	mg/L
Vanadium	43/45	5.50E-02 - 2.36E-01	5.00E-02 - 5.00E-02	N	6.80E-02	mg/L
Zinc	29/106	5.00E-03 - 3.82E-01	5.00E-03 - 2.50E-01	L	1.34E-02	mg/L
1,1,1-Trichloroethane	0/145		5.00E-03 - 5.00E+00	NT	1.44E-01	mg/L
1,1,2,2-Tetrachloroethane	0/6		5.00E-03 - 2.50E-02	NT	6.67E-03	mg/L
1,1,2-Trichloroethane	0/171		5.00E-03 - 5.00E+00	NT	1.25E-01	mg/L
1,1-Dichloroethane	0/145		5.00E-03 - 5.00E+00	NT	1.44E-01	mg/L
1,1-Dichloroethene	3/148	1.60E-03 - 2.00E-02	5.00E-03 - 5.00E+00	L	2.77E-03	mg/L
1,2,4-Trichlorobenzene	0/1		2.00E-02 - 2.00E-02	NT	1.00E-02	mg/L
1,2-Dichlorobenzene	0/1		2.00E-02 - 2.00E-02	NT	1.00E-02	mg/L
1,2-Dichloroethane	0/177		1.00E-03 - 5.00E+00	NT	1.28E-01	mg/L
1,2-Dichloroethene	1/6	1.40E-02 - 1.40E-02	1.00E-02 - 5.00E-02	N	1.41E-02	mg/L

Table 2.5 Data summary for all analytes (continued)

----- AREA_CODE=f MEDIA=RGA Groundwater -----
(continued)

Analyte	Frequency of Detection	Detected Range	Nondetected Range	Distribution	Arithmetic Mean	Units
1,2-Dichloropropane	0/6		5.00E-03 - 2.50E-02	NT	6.67E-03	mg/L
1,3-Dichlorobenzene	0/1		2.00E-02 - 2.00E-02	NT	1.00E-02	mg/L
1,4-Dichlorobenzene	0/1		2.00E-02 - 2.00E-02	NT	1.00E-02	mg/L
2,4,5-Trichlorophenol	0/1		2.00E-02 - 2.00E-02	NT	1.00E-02	mg/L
2,4,6-Trichlorophenol	0/1		2.00E-02 - 2.00E-02	NT	1.00E-02	mg/L
2,4-Dichlorophenol	0/1		2.00E-02 - 2.00E-02	NT	1.00E-02	mg/L
2,4-Dimethylphenol	0/1		2.00E-02 - 2.00E-02	NT	1.00E-02	mg/L
2,4-Dinitrophenol	0/1		1.00E-02 - 1.00E-02	NT	5.00E-03	mg/L
2,4-Dinitrotoluene	0/1		2.00E-02 - 2.00E-02	NT	1.00E-02	mg/L
2,6-Dinitrotoluene	0/1		2.00E-02 - 2.00E-02	NT	1.00E-02	mg/L
2-Butanone	0/4		2.00E-01 - 5.00E-01	NT	1.63E-01	mg/L
2-Chloronaphthalene	0/1		2.00E-02 - 2.00E-02	NT	1.00E-02	mg/L
2-Chlorophenol	0/1		2.00E-02 - 2.00E-02	NT	1.00E-02	mg/L
2-Hexanone	0/6		5.00E-02 - 2.50E-01	NT	6.67E-02	mg/L
2-Methyl-4,6-dinitrophenol	0/1		2.00E-02 - 2.00E-02	NT	1.00E-02	mg/L
2-Methylnaphthalene	0/1		2.00E-02 - 2.00E-02	NT	1.00E-02	mg/L
2-Methylphenol	0/1		2.00E-02 - 2.00E-02	NT	1.00E-02	mg/L
2-Nitrobenzenamine	0/1		2.00E-02 - 2.00E-02	NT	1.00E-02	mg/L
2-Nitrophenol	0/1		2.00E-02 - 2.00E-02	NT	1.00E-02	mg/L
3,3'-Dichlorobenzidine	0/1		2.00E-02 - 2.00E-02	NT	1.00E-02	mg/L
3-Nitrobenzenamine	0/1		2.00E-02 - 2.00E-02	NT	1.00E-02	mg/L
4-Bromophenyl phenyl ether	0/1		2.00E-02 - 2.00E-02	NT	1.00E-02	mg/L
4-Chloro-3-methylphenol	0/1		2.00E-02 - 2.00E-02	NT	1.00E-02	mg/L
4-Chlorobenzenamine	0/1		2.00E-02 - 2.00E-02	NT	1.00E-02	mg/L
4-Chlorophenyl phenyl ether	0/1		2.00E-02 - 2.00E-02	NT	1.00E-02	mg/L
4-Methyl-2-pentanone	0/4		1.00E-01 - 2.50E-01	NT	8.13E-02	mg/L
4-Methylphenol	0/1		2.00E-02 - 2.00E-02	NT	1.00E-02	mg/L
4-Nitrobenzenamine	0/1		2.00E-02 - 2.00E-02	NT	1.00E-02	mg/L
4-Nitrophenol	0/1		2.00E-02 - 2.00E-02	NT	1.00E-02	mg/L
Acenaphthene	0/1		2.00E-02 - 2.00E-02	NT	1.00E-02	mg/L
Acenaphthylene	0/1		2.00E-02 - 2.00E-02	NT	1.00E-02	mg/L
Acetone	0/6		1.00E-01 - 5.00E-01	NT	1.33E-01	mg/L
Anthracene	0/1		2.00E-02 - 2.00E-02	NT	1.00E-02	mg/L
Benz(a)anthracene	0/1		2.00E-02 - 2.00E-02	NT	1.00E-02	mg/L
Benzene	0/139		5.00E-03 - 5.00E+00	NT	1.48E-01	mg/L
Benzo(a)pyrene	0/1		2.00E-02 - 2.00E-02	NT	1.00E-02	mg/L
Benzo(b)fluoranthene	0/1		2.00E-02 - 2.00E-02	NT	1.00E-02	mg/L
Benzo(ghi)perylene	0/1		2.00E-02 - 2.00E-02	NT	1.00E-02	mg/L
Benzo(k)fluoranthene	0/1		2.00E-02 - 2.00E-02	NT	1.00E-02	mg/L
Bis(2-chloroethoxy)methane	0/1		2.00E-02 - 2.00E-02	NT	1.00E-02	mg/L

Table 2.5 Data summary for all analytes (continued)

----- AREA_CODE=f MEDIA=RGA Groundwater -----
(continued)

Analyte	Frequency of Detection	Detected Range	Nondetected Range	Distribution	Arithmetic Mean	Units
Bis(2-chloroethyl) ether	0/1		2.00E-02 - 2.00E-02	NT	1.00E-02	mg/L
Bis(2-chloroisopropyl) ether	0/1		2.00E-02 - 2.00E-02	NT	1.00E-02	mg/L
Bis(2-ethylhexyl)phthalate	1/1	2.80E-02 - 2.80E-02		NT	1.40E-02	mg/L
Bromodichloromethane	0/175		5.00E-03 - 5.00E+00	NT	1.22E-01	mg/L
Bromoform	0/4		1.00E-02 - 2.50E-02	NT	8.13E-03	mg/L
Bromomethane	0/6		1.00E-02 - 5.00E-02	NT	1.33E-02	mg/L
Butyl benzyl phthalate	0/1		1.00E-02 - 1.00E-02	NT	5.00E-03	mg/L
Carbazole	0/1		2.00E-02 - 2.00E-02	NT	1.00E-02	mg/L
Carbon disulfide	0/4		2.00E-01 - 5.00E-01	NT	1.63E-01	mg/L
Carbon tetrachloride	2/175	2.00E-04 - 6.00E-04	5.00E-03 - 5.00E+00	L	4.56E-04	mg/L
Chlorobenzene	0/6		5.00E-03 - 2.50E-02	NT	6.67E-03	mg/L
Chloroethane	0/6		5.00E-03 - 1.00E-01	NT	1.96E-02	mg/L
Chloroform	0/175		5.00E-03 - 5.00E+00	NT	1.22E-01	mg/L
Chloromethane	0/4		2.00E-02 - 5.00E-02	NT	1.63E-02	mg/L
Chrysene	0/1		2.00E-02 - 2.00E-02	NT	1.00E-02	mg/L
Di-n-butyl phthalate	0/1		2.00E-02 - 2.00E-02	NT	1.00E-02	mg/L
Di-n-octylphthalate	0/1		2.00E-02 - 2.00E-02	NT	1.00E-02	mg/L
Dibenz(a,h)anthracene	0/1		2.00E-02 - 2.00E-02	NT	1.00E-02	mg/L
Dibenzofuran	0/1		2.00E-02 - 2.00E-02	NT	1.00E-02	mg/L
Dibromochloromethane	0/4		1.00E-02 - 2.50E-02	NT	8.13E-03	mg/L
Diethyl phthalate	1/1	1.10E-02 - 1.10E-02		NT	5.50E-03	mg/L
Dimethyl phthalate	0/1		2.00E-02 - 2.00E-02	NT	1.00E-02	mg/L
Dimethylbenzene	0/139		5.00E-03 - 1.00E+01	NT	2.20E-01	mg/L
Ethane	0/2		3.00E-02 - 3.00E-02	NT	1.50E-02	mg/L
Ethylbenzene	0/141		5.00E-03 - 5.00E+00	NT	1.46E-01	mg/L
Ethylene	0/2		3.00E-02 - 3.00E-02	NT	1.50E-02	mg/L
Fluoranthene	0/1		2.00E-02 - 2.00E-02	NT	1.00E-02	mg/L
Fluorene	0/1		2.00E-02 - 2.00E-02	NT	1.00E-02	mg/L
Hexachlorobenzene	0/1		2.00E-02 - 2.00E-02	NT	1.00E-02	mg/L
Hexachlorobutadiene	0/1		2.00E-02 - 2.00E-02	NT	1.00E-02	mg/L
Hexachlorocyclopentadiene	0/1		2.00E-02 - 2.00E-02	NT	1.00E-02	mg/L
Hexachloroethane	0/1		2.00E-02 - 2.00E-02	NT	1.00E-02	mg/L
Indeno(1,2,3-cd)pyrene	0/1		2.00E-02 - 2.00E-02	NT	1.00E-02	mg/L
Isophorone	0/1		2.00E-02 - 2.00E-02	NT	1.00E-02	mg/L
Methylene chloride	0/6		5.00E-03 - 2.50E-02	NT	6.67E-03	mg/L
N-Nitroso-di-n-propylamine	0/1		2.00E-02 - 2.00E-02	NT	1.00E-02	mg/L
N-Nitrosodiphenylamine	0/1		2.00E-02 - 2.00E-02	NT	1.00E-02	mg/L
Naphthalene	0/1		2.00E-02 - 2.00E-02	NT	1.00E-02	mg/L
Nitrobenzene	0/1		2.00E-02 - 2.00E-02	NT	1.00E-02	mg/L
Pentachlorophenol	0/1		2.00E-02 - 2.00E-02	NT	1.00E-02	mg/L

Table 2.5 Data summary for all analytes (continued)

----- AREA_CODE=f MEDIA=RGA Groundwater -----
(continued)

Analyte	Frequency of Detection	Detected Range	Nondetected Range	Distribution	Arithmetic Mean	Units
Phenanthrene	0/1		2.00E-02 - 2.00E-02	NT	1.00E-02	mg/L
Phenol	0/1		2.00E-02 - 2.00E-02	NT	1.00E-02	mg/L
Polychlorinated biphenyl	0/4		1.00E-04 - 1.70E-04	NT	1.35E-04	mg/L
Pyrene	0/1		2.00E-02 - 2.00E-02	NT	1.00E-02	mg/L
Pyridine	0/1		5.00E-03 - 5.00E-03	NT	2.50E-03	mg/L
Styrene	0/4		1.00E-02 - 2.50E-02	NT	8.13E-03	mg/L
Tetrachloroethene	0/175		5.00E-03 - 5.00E+00	NT	1.22E-01	mg/L
Toluene	0/139		5.00E-03 - 5.00E+00	NT	1.48E-01	mg/L
Trichloroethene	206/214	4.00E-03 - 2.40E+00	1.00E-03 - 3.10E-01	N	6.82E-01	mg/L
Vinyl acetate	0/4		1.00E-01 - 2.50E-01	NT	8.13E-02	mg/L
Vinyl chloride	0/180		5.00E-03 - 1.00E+01	NT	3.51E-01	mg/L
cis-1,2-Dichloroethene	6/170	7.00E-04 - 2.20E-02	5.00E-03 - 5.00E+00	L	3.89E-03	mg/L
cis-1,3-Dichloropropene	0/4		1.00E-02 - 2.50E-02	NT	8.13E-03	mg/L
trans-1,2-Dichloroethene	1/170	1.00E-04 - 1.00E-04	5.00E-03 - 5.00E+00	L	2.52E-01	mg/L
trans-1,3-Dichloropropene	0/6		5.00E-03 - 2.50E-02	NT	6.67E-03	mg/L
Alpha activity	154/218	1.00E-01 - 2.71E+01	-8.10E+00 - 1.00E+03	N	2.38E+01	pCi/L
Beta activity	205/218	1.00E+00 - 1.59E+02	-3.00E+00 - 1.00E+03	N	2.49E+01	pCi/L
Neptunium-237	5/6	1.00E-01 - 7.00E-01	0.00E+00 - 0.00E+00	N	1.08E-01	pCi/L
Plutonium-239	2/6	1.00E-01 - 2.00E-01	0.00E+00 - 0.00E+00	N	2.50E-02	pCi/L
Radon-222	13/13	2.57E+02 - 8.48E+02		L	2.28E+02	pCi/L
Technetium-99	176/222	8.00E-01 - 1.68E+02	-1.10E+01 - 2.50E+01	L	1.28E+01	pCi/L
Thorium-230	5/6	1.00E-01 - 6.00E-01	-3.00E-01 - -3.00E-01	N	1.25E-01	pCi/L

----- AREA_CODE=f MEDIA=UCRS Groundwater -----

Analyte	Frequency of Detection	Detected Range	Nondetected Range	Distribution	Arithmetic Mean	Units
Aluminum	2/2	5.23E+00 - 7.57E+00		N	3.20E+00	mg/L
Antimony	0/3		6.00E-02 - 1.85E-01	NT	5.08E-02	mg/L
Arsenic	0/3		5.00E-03 - 5.00E-03	NT	2.50E-03	mg/L
Barium	3/3	1.60E-01 - 2.22E-01		N	9.48E-02	mg/L
Beryllium	0/3		5.00E-03 - 1.50E-02	NT	4.17E-03	mg/L
Cadmium	0/3		1.00E-02 - 2.50E-02	NT	7.50E-03	mg/L
Calcium	3/3	2.05E+01 - 2.27E+01		N	1.07E+01	mg/L
Chloride	3/3	1.13E+01 - 1.50E+01		N	6.72E+00	mg/L
Chromium	0/3		5.00E-02 - 6.00E-02	NT	2.67E-02	mg/L
Cobalt	0/3		4.50E-02 - 5.00E-02	NT	2.42E-02	mg/L

Table 2.5 Data summary for all analytes (continued)

----- AREA_CODE=f MEDIA=UCRS Groundwater -----
(continued)

Analyte	Frequency of Detection	Detected Range	Nondetected Range	Distribution	Arithmetic Mean	Units
Copper	2/3	1.00E-01 - 1.82E-01	1.00E-02 - 1.00E-02	N	4.87E-02	mg/L
Fluoride	3/3	2.40E-01 - 2.80E-01		N	2.63E-01	mg/L
Iron	3/3	4.60E+00 - 7.36E+00		N	2.84E+00	mg/L
Lead	0/1		2.50E-01 - 2.50E-01	NT	1.25E-01	mg/L
Magnesium	3/3	8.51E+00 - 1.00E+01		N	4.55E+00	mg/L
Manganese	3/3	3.00E-02 - 1.25E-01		N	3.10E-02	mg/L
Mercury	0/1		2.00E-04 - 2.00E-04	NT	1.00E-04	mg/L
Molybdenum	0/2		5.00E-02 - 5.00E-02	NT	2.50E-02	mg/L
Nickel	0/3		5.00E-02 - 1.00E-01	NT	3.33E-02	mg/L
Nitrate as Nitrogen	2/3	1.10E+00 - 1.10E+00	1.00E+00 - 1.00E+00	N	5.33E-01	mg/L
Potassium	1/2	2.16E+00 - 2.16E+00	2.00E+00 - 2.00E+00	N	1.04E+00	mg/L
Selenium	0/1		5.00E-03 - 5.00E-03	NT	2.50E-03	mg/L
Silica	2/2	3.30E+01 - 3.80E+01		N	1.78E+01	mg/L
Silver	0/1		6.00E-02 - 6.00E-02	NT	3.00E-02	mg/L
Sodium	3/3	4.54E+01 - 5.83E+01		N	2.69E+01	mg/L
Tetraoxo-sulfate(1-)	3/3	2.10E+01 - 4.96E+01		N	1.81E+01	mg/L
Thallium	0/1		6.00E-02 - 6.00E-02	NT	3.00E-02	mg/L
Uranium	0/3		1.00E-03 - 1.00E-03	NT	1.00E-03	mg/L
Vanadium	2/2	7.80E-02 - 8.10E-02		N	3.98E-02	mg/L
Zinc	3/3	1.60E-02 - 1.00E-01		N	2.33E-02	mg/L
1,1,1-Trichloroethane	0/1		5.00E-03 - 5.00E-03	NT	2.50E-03	mg/L
1,1,2-Trichloroethane	0/1		5.00E-03 - 5.00E-03	NT	2.50E-03	mg/L
1,1-Dichloroethane	0/1		5.00E-03 - 5.00E-03	NT	2.50E-03	mg/L
1,1-Dichloroethene	0/1		5.00E-03 - 5.00E-03	NT	2.50E-03	mg/L
1,2-Dichloroethane	0/1		5.00E-03 - 5.00E-03	NT	2.50E-03	mg/L
Benzene	0/1		5.00E-03 - 5.00E-03	NT	2.50E-03	mg/L
Bromodichloromethane	0/1		5.00E-03 - 5.00E-03	NT	2.50E-03	mg/L
Carbon tetrachloride	0/1		5.00E-03 - 5.00E-03	NT	2.50E-03	mg/L
Chloroform	0/1		5.00E-03 - 5.00E-03	NT	2.50E-03	mg/L
Dimethylbenzene	0/1		1.00E-02 - 1.00E-02	NT	5.00E-03	mg/L
Ethylbenzene	0/1		5.00E-03 - 5.00E-03	NT	2.50E-03	mg/L
Tetrachloroethene	0/1		5.00E-03 - 5.00E-03	NT	2.50E-03	mg/L
Toluene	0/1		5.00E-03 - 5.00E-03	NT	2.50E-03	mg/L
Trichloroethene	1/8	2.00E-03 - 2.00E-03	1.00E-03 - 1.00E-03	N	1.13E-03	mg/L
Vinyl chloride	0/1		1.00E-02 - 1.00E-02	NT	1.00E-02	mg/L
cis-1,2-Dichloroethene	0/1		5.00E-03 - 5.00E-03	NT	5.00E-03	mg/L
trans-1,2-Dichloroethene	0/1		5.00E-03 - 5.00E-03	NT	5.00E-03	mg/L
Alpha activity	7/8	2.00E-01 - 1.15E+01	-6.40E+00 --6.40E+00	L	3.69E+00	pCi/L
Beta activity	8/8	4.00E+00 - 1.40E+01		N	4.25E+00	pCi/L
Radon-222	1/1	4.71E+02 - 4.71E+02		NT	2.36E+02	pCi/L

Table 2.5 Data summary for all analytes (continued)

----- AREA_CODE=f MEDIA=UCRS Groundwater -----
(continued)

Analyte	Frequency of Detection	Detected Range	Nondetected Range	Distribution	Arithmetic Mean	Units
Technetium-99	4/8	2.10E+01 - 7.70E+01	0.00E+00 - 0.00E+00	L	4.11E+01	pCi/L

----- AREA_CODE=g MEDIA=McNairy Groundwater -----

Analyte	Frequency of Detection	Detected Range	Nondetected Range	Distribution	Arithmetic Mean	Units
Aluminum	5/9	1.02E-01 - 2.16E-01	1.00E-01 - 7.50E-01	L	1.75E-01	mg/L
Antimony	0/9		6.00E-02 - 2.50E-01	NT	5.42E-02	mg/L
Arsenic	1/9	5.00E-03 - 5.00E-03	5.00E-03 - 5.00E-03	N	2.50E-03	mg/L
Barium	9/9	7.20E-02 - 1.11E-01		L	4.23E-02	mg/L
Beryllium	0/9		4.00E-03 - 2.50E-02	NT	4.67E-03	mg/L
Cadmium	0/9		1.00E-02 - 1.00E-01	NT	1.17E-02	mg/L
Calcium	9/9	8.43E+00 - 3.26E+01		L	9.18E+00	mg/L
Chloride	9/9	1.00E+01 - 1.30E+01		L	5.63E+00	mg/L
Chromium	0/7		5.00E-02 - 6.00E-02	NT	2.57E-02	mg/L
Cobalt	0/9		4.50E-02 - 1.00E-01	NT	2.75E-02	mg/L
Copper	1/9	1.30E-02 - 1.30E-02	1.00E-02 - 1.00E-01	L	1.11E-02	mg/L
Fluoride	7/7	1.70E-01 - 2.10E-01		L	1.84E-01	mg/L
Iron	9/9	8.94E+00 - 1.64E+01		N	6.34E+00	mg/L
Lead	0/7		5.00E-02 - 2.50E-01	NT	3.93E-02	mg/L
Magnesium	9/9	4.68E+00 - 7.79E+00		N	3.08E+00	mg/L
Manganese	9/9	5.11E-01 - 7.14E-01		L	3.03E-01	mg/L
Mercury	1/7	4.50E-03 - 4.50E-03	2.00E-04 - 2.00E-04	N	4.07E-04	mg/L
Molybdenum	0/9		5.00E-02 - 1.00E-01	NT	2.83E-02	mg/L
Nickel	0/9		5.00E-02 - 1.00E-01	NT	3.33E-02	mg/L
Nitrate as Nitrogen	1/9	1.30E+00 - 1.30E+00	1.00E+00 - 1.00E+00	N	5.17E-01	mg/L
Potassium	8/9	4.75E+00 - 1.39E+01	1.05E+01 - 1.05E+01	L	9.93E+00	mg/L
Selenium	0/9		5.00E-03 - 5.00E-03	NT	2.50E-03	mg/L
Silica	9/9	8.73E+00 - 3.00E+01		N	1.02E+01	mg/L
Silver	0/2		5.00E-02 - 6.00E-02	NT	2.75E-02	mg/L
Sodium	9/9	2.19E+01 - 2.90E+01		L	1.29E+01	mg/L
Tetraoxo-sulfate(1-)	6/6	1.09E+01 - 1.70E+01		N	6.60E+00	mg/L
Thallium	0/7		5.60E-02 - 4.70E-01	NT	5.90E-02	mg/L
Uranium	0/10		1.00E-03 - 1.00E-03	NT	1.00E-03	mg/L
Vanadium	4/7	5.30E-02 - 6.40E-02	5.00E-02 - 5.00E-02	L	5.47E-02	mg/L
Zinc	4/9	5.00E-03 - 3.30E-02	5.00E-03 - 2.50E-01	L	1.41E-02	mg/L
1,1,1-Trichloroethane	0/4		5.00E-03 - 5.00E-03	NT	2.50E-03	mg/L

Table 2.5 Data summary for all analytes (continued)

----- AREA_CODE=g MEDIA=McNairy Groundwater -----
(continued)

Analyte	Frequency of Detection	Detected Range	Nondetected Range	Distribution	Arithmetic Mean	Units
1,1,2,2-Tetrachloroethane	0/1		5.00E-03 - 5.00E-03	NT	2.50E-03	mg/L
1,1,2-Trichloroethane	0/4		5.00E-03 - 5.00E-03	NT	2.50E-03	mg/L
1,1-Dichloroethane	0/4		5.00E-03 - 5.00E-03	NT	2.50E-03	mg/L
1,1-Dichloroethene	0/4		5.00E-03 - 5.00E-03	NT	2.50E-03	mg/L
1,2-Dichloroethane	0/4		5.00E-03 - 5.00E-03	NT	2.50E-03	mg/L
1,2-Dichloroethene	0/1		5.00E-03 - 5.00E-03	NT	2.50E-03	mg/L
1,2-Dichloropropane	0/1		5.00E-03 - 5.00E-03	NT	2.50E-03	mg/L
2-Butanone	0/1		1.00E-01 - 1.00E-01	NT	5.00E-02	mg/L
2-Hexanone	0/1		5.00E-02 - 5.00E-02	NT	2.50E-02	mg/L
4-Methyl-2-pentanone	0/1		5.00E-02 - 5.00E-02	NT	2.50E-02	mg/L
Acetone	0/1		1.00E-01 - 1.00E-01	NT	5.00E-02	mg/L
Benzene	0/4		5.00E-03 - 5.00E-03	NT	2.50E-03	mg/L
Bromodichloromethane	0/4		5.00E-03 - 5.00E-03	NT	2.50E-03	mg/L
Bromoform	0/1		5.00E-03 - 5.00E-03	NT	2.50E-03	mg/L
Bromomethane	0/1		1.00E-02 - 1.00E-02	NT	5.00E-03	mg/L
Carbon disulfide	0/1		1.00E-01 - 1.00E-01	NT	5.00E-02	mg/L
Carbon tetrachloride	0/4		5.00E-03 - 5.00E-03	NT	2.50E-03	mg/L
Chlorobenzene	0/1		5.00E-03 - 5.00E-03	NT	2.50E-03	mg/L
Chloroethane	0/1		1.00E-02 - 1.00E-02	NT	5.00E-03	mg/L
Chloroform	0/4		5.00E-03 - 5.00E-03	NT	2.50E-03	mg/L
Chloromethane	0/1		1.00E-02 - 1.00E-02	NT	5.00E-03	mg/L
Dibromochloromethane	0/1		5.00E-03 - 5.00E-03	NT	2.50E-03	mg/L
Dimethylbenzene	0/4		5.00E-03 - 1.00E-02	NT	3.13E-03	mg/L
Ethylbenzene	0/4		5.00E-03 - 5.00E-03	NT	2.50E-03	mg/L
Methylene chloride	0/1		5.00E-03 - 5.00E-03	NT	2.50E-03	mg/L
Styrene	0/1		5.00E-03 - 5.00E-03	NT	2.50E-03	mg/L
Tetrachloroethene	0/4		5.00E-03 - 5.00E-03	NT	2.50E-03	mg/L
Toluene	0/4		5.00E-03 - 5.00E-03	NT	2.50E-03	mg/L
Trichloroethene	0/10		1.00E-03 - 5.00E-03	NT	1.40E-03	mg/L
Vinyl acetate	0/1		5.00E-02 - 5.00E-02	NT	2.50E-02	mg/L
Vinyl chloride	0/4		5.00E-03 - 1.00E-02	NT	7.50E-03	mg/L
cis-1,2-Dichloroethene	0/3		5.00E-03 - 5.00E-03	NT	5.00E-03	mg/L
cis-1,3-Dichloropropene	0/1		5.00E-03 - 5.00E-03	NT	2.50E-03	mg/L
trans-1,2-Dichloroethene	0/3		5.00E-03 - 5.00E-03	NT	5.00E-03	mg/L
trans-1,3-Dichloropropene	0/1		5.00E-03 - 5.00E-03	NT	2.50E-03	mg/L
Alpha activity	9/10	9.00E-01 - 6.90E+00	-1.60E+00 --1.60E+00	N	1.55E+00	pCi/L
Beta activity	10/10	1.00E+01 - 2.50E+01		L	7.62E+00	pCi/L
Neptunium-237	4/7	1.00E-01 - 5.00E-01	-4.00E-01 --1.00E-01	N	2.86E-02	pCi/L
Plutonium-239	2/7	1.00E-01 - 2.00E-01	0.00E+00 - 0.00E+00	L	1.68E-01	pCi/L
Radium-226	5/6	3.00E-01 - 1.30E+00	-7.00E-01 --7.00E-01	N	1.92E-01	pCi/L

Table 2.5 Data summary for all analytes (continued)

----- AREA_CODE=g MEDIA=McNairy Groundwater -----
(continued)

Analyte	Frequency of Detection	Detected Range	Nondetected Range	Distribution	Arithmetic Mean	Units
Radon-222	9/9	6.70E+01 - 1.78E+02		L	5.38E+01	pCi/L
Technetium-99	6/10	4.00E+00 - 1.30E+01	0.00E+00 - 0.00E+00	L	7.88E+00	pCi/L
Thorium-230	4/7	1.00E-01 - 5.00E-01	-1.00E-01 - 0.00E+00	N	5.71E-02	pCi/L

----- AREA_CODE=g MEDIA=RGa Groundwater -----

Analyte	Frequency of Detection	Detected Range	Nondetected Range	Distribution	Arithmetic Mean	Units
Aluminum	25/31	1.23E-01 - 1.10E+01	6.20E-01 - 1.00E+00	L	1.00E+00	mg/L
Antimony	0/36		6.00E-02 - 2.50E-01	NT	5.59E-02	mg/L
Arsenic	1/36	5.20E-03 - 5.20E-03	5.00E-03 - 5.00E-03	N	2.50E-03	mg/L
Barium	35/36	8.80E-02 - 2.00E-01	7.00E-02 - 7.00E-02	N	6.55E-02	mg/L
Beryllium	0/36		4.00E-03 - 2.50E-02	NT	4.82E-03	mg/L
Cadmium	1/36	1.20E-02 - 1.20E-02	1.00E-02 - 1.00E-01	L	1.09E-02	mg/L
Calcium	36/36	1.28E+01 - 3.19E+01		N	1.04E+01	mg/L
Chloride	33/33	1.20E+01 - 5.50E+01		N	1.82E+01	mg/L
Chromium	9/31	5.30E-02 - 9.26E-01	5.00E-02 - 6.00E-02	L	4.75E-02	mg/L
Cobalt	0/36		4.50E-02 - 1.00E-01	NT	2.59E-02	mg/L
Copper	8/36	1.00E-02 - 1.20E-01	1.00E-02 - 1.00E-01	L	9.30E-03	mg/L
Fluoride	26/26	1.20E-01 - 2.70E-01		L	1.67E-01	mg/L
Iron	32/36	6.70E-02 - 1.88E+01	3.55E-01 - 3.60E-01	L	1.97E+00	mg/L
Lead	4/25	5.10E-02 - 1.29E-01	5.00E-02 - 2.50E-01	L	4.07E-02	mg/L
Magnesium	36/36	4.81E+00 - 1.08E+01		N	4.22E+00	mg/L
Manganese	24/36	5.00E-03 - 4.09E-01	5.00E-03 - 1.00E-01	L	3.96E-02	mg/L
Mercury	0/25		2.00E-04 - 2.00E-04	NT	1.00E-04	mg/L
Molybdenum	0/31		5.00E-02 - 1.00E-01	NT	2.70E-02	mg/L
Nickel	10/35	5.10E-02 - 1.66E+00	5.00E-02 - 1.00E-01	L	5.86E-02	mg/L
Nitrate as Nitrogen	32/33	1.60E+00 - 4.10E+00	1.00E+00 - 1.00E+00	N	1.29E+00	mg/L
Potassium	15/35	2.02E+00 - 5.51E+00	2.00E+00 - 1.05E+01	L	2.64E+00	mg/L
Selenium	0/31		5.00E-03 - 1.50E-02	NT	2.82E-03	mg/L
Silica	30/30	7.68E+00 - 3.00E+01		N	9.68E+00	mg/L
Silver	0/10		3.00E-02 - 6.00E-02	NT	2.65E-02	mg/L
Sodium	34/34	1.33E+01 - 3.69E+01		N	1.40E+01	mg/L
Tetraoxo-sulfate(1-)	24/24	4.00E+00 - 1.10E+01		N	4.19E+00	mg/L
Thallium	0/28		5.60E-02 - 4.70E-01	NT	7.36E-02	mg/L
Uranium	1/69	2.00E-03 - 2.00E-03	1.00E-03 - 1.00E-03	N	1.01E-03	mg/L
Vanadium	21/26	5.00E-02 - 1.23E-01	4.00E-02 - 5.00E-02	L	7.62E-02	mg/L

Table 2.5 Data summary for all analytes (continued)

----- AREA_CODE=g MEDIA=RGA Groundwater -----
(continued)

Analyte	Frequency of Detection	Detected Range	Nondetected Range	Distribution	Arithmetic Mean	Units
Zinc	17/36	5.00E-03 - 5.30E+00	5.00E-03 - 2.50E-01	L	2.68E-02	mg/L
1,1,1-Trichloroethane	0/15		5.00E-03 - 5.00E-03	NT	2.50E-03	mg/L
1,1,2,2-Tetrachloroethane	0/3		5.00E-03 - 5.00E-03	NT	2.50E-03	mg/L
1,1,2-Trichloroethane	0/15		5.00E-03 - 5.00E-03	NT	2.50E-03	mg/L
1,1-Dichloroethane	0/15		5.00E-03 - 5.00E-03	NT	2.50E-03	mg/L
1,1-Dichloroethene	0/15		5.00E-03 - 5.00E-03	NT	2.50E-03	mg/L
1,2-Dichloroethane	0/15		5.00E-03 - 5.00E-03	NT	2.50E-03	mg/L
1,2-Dichloroethene	0/3		5.00E-03 - 5.00E-03	NT	2.50E-03	mg/L
1,2-Dichloropropane	0/3		5.00E-03 - 5.00E-03	NT	2.50E-03	mg/L
2-Butanone	0/3		1.00E-01 - 1.00E-01	NT	5.00E-02	mg/L
2-Hexanone	0/3		5.00E-02 - 5.00E-02	NT	2.50E-02	mg/L
4-Methyl-2-pentanone	0/3		5.00E-02 - 5.00E-02	NT	2.50E-02	mg/L
Acetone	0/3		1.00E-01 - 1.00E-01	NT	5.00E-02	mg/L
Benzene	0/15		5.00E-03 - 5.00E-03	NT	2.50E-03	mg/L
Bromodichloromethane	0/15		5.00E-03 - 5.00E-03	NT	2.50E-03	mg/L
Bromoform	0/3		5.00E-03 - 5.00E-03	NT	2.50E-03	mg/L
Bromomethane	0/3		1.00E-02 - 1.00E-02	NT	5.00E-03	mg/L
Carbon disulfide	0/3		1.00E-01 - 1.00E-01	NT	5.00E-02	mg/L
Carbon tetrachloride	0/15		5.00E-03 - 5.00E-03	NT	2.50E-03	mg/L
Chlorobenzene	0/3		5.00E-03 - 5.00E-03	NT	2.50E-03	mg/L
Chloroethane	0/4		5.00E-03 - 1.00E-02	NT	4.38E-03	mg/L
Chloroform	0/15		5.00E-03 - 5.00E-03	NT	2.50E-03	mg/L
Chloromethane	0/3		1.00E-02 - 1.00E-02	NT	5.00E-03	mg/L
Dibromochloromethane	0/3		5.00E-03 - 5.00E-03	NT	2.50E-03	mg/L
Dimethylbenzene	0/15		5.00E-03 - 1.00E-02	NT	3.17E-03	mg/L
Ethane	0/1		3.00E-02 - 3.00E-02	NT	1.50E-02	mg/L
Ethylbenzene	0/15		5.00E-03 - 5.00E-03	NT	2.50E-03	mg/L
Ethylene	0/1		3.00E-02 - 3.00E-02	NT	1.50E-02	mg/L
Methylene chloride	0/3		5.00E-03 - 5.00E-03	NT	2.50E-03	mg/L
Polychlorinated biphenyl	0/3		1.00E-04 - 1.70E-04	NT	1.23E-04	mg/L
Styrene	0/3		5.00E-03 - 5.00E-03	NT	2.50E-03	mg/L
Tetrachloroethene	0/15		5.00E-03 - 5.00E-03	NT	2.50E-03	mg/L
Toluene	0/15		5.00E-03 - 5.00E-03	NT	2.50E-03	mg/L
Trichloroethene	2/48	1.00E-03 - 1.00E-03	1.00E-03 - 5.00E-03	N	1.25E-03	mg/L
Vinyl acetate	0/3		5.00E-02 - 5.00E-02	NT	2.50E-02	mg/L
Vinyl chloride	0/15		5.00E-03 - 1.00E-02	NT	7.00E-03	mg/L
cis-1,2-Dichloroethene	0/12		5.00E-03 - 5.00E-03	NT	5.00E-03	mg/L
cis-1,3-Dichloropropene	0/3		5.00E-03 - 5.00E-03	NT	2.50E-03	mg/L
trans-1,2-Dichloroethene	0/12		5.00E-03 - 5.00E-03	NT	5.00E-03	mg/L
trans-1,3-Dichloropropene	0/3		5.00E-03 - 5.00E-03	NT	2.50E-03	mg/L

Table 2.5 Data summary for all analytes (continued)

----- AREA_CODE=g MEDIA=RGa Groundwater -----
(continued)

Analyte	Frequency of Detection	Detected Range	Nondetected Range	Distribution	Arithmetic Mean	Units
Alpha activity	147/205	1.00E-01 - 1.13E+01	-9.60E+00 - 1.00E+03	L	2.61E+00	pCi/L
Beta activity	174/205	1.00E+00 - 3.60E+01	-4.00E+00 - 1.00E+03	N	7.41E+00	pCi/L
Neptunium-237	11/21	1.00E-01 - 8.00E-01	-4.00E-01 - 0.00E+00	N	4.29E-02	pCi/L
Plutonium-239	4/21	1.00E-01 - 1.00E-01	0.00E+00 - 0.00E+00	N	9.52E-03	pCi/L
Radium-226	11/18	2.00E-01 - 1.30E+00	-1.00E+00 - 0.00E+00	L	5.50E-01	pCi/L
Radon-222	138/138	5.50E+01 - 1.97E+03		L	2.81E+02	pCi/L
Technetium-99	59/583	1.00E+00 - 2.90E+01	-3.90E+00 - 2.50E+01	N	2.24E+01	pCi/L
Thorium-230	17/21	1.00E-01 - 1.10E+00	0.00E+00 - 0.00E+00	N	2.10E-01	pCi/L

----- AREA_CODE=g MEDIA=UCRS Groundwater -----

Analyte	Frequency of Detection	Detected Range	Nondetected Range	Distribution	Arithmetic Mean	Units
Aluminum	8/9	1.06E-01 - 2.22E+00	6.20E-01 - 6.20E-01	L	5.25E-01	mg/L
Antimony	0/9		6.00E-02 - 1.80E-01	NT	3.67E-02	mg/L
Arsenic	0/9		5.00E-03 - 5.00E-03	NT	2.50E-03	mg/L
Barium	8/9	4.00E-02 - 6.20E-02	7.00E-02 - 7.00E-02	N	2.66E-02	mg/L
Beryllium	0/9		4.00E-03 - 1.50E-02	NT	3.00E-03	mg/L
Cadmium	0/9		1.00E-02 - 2.50E-02	NT	5.83E-03	mg/L
Calcium	9/9	5.36E+00 - 4.80E+01		L	1.02E+01	mg/L
Chloride	8/9	7.00E+00 - 6.88E+01	2.00E+00 - 2.00E+00	L	2.66E+01	mg/L
Chromium	2/9	7.00E-02 - 1.18E-01	5.00E-02 - 6.00E-02	L	4.17E-02	mg/L
Cobalt	0/9		5.00E-02 - 5.00E-02	NT	2.50E-02	mg/L
Copper	2/9	1.00E-02 - 1.50E-02	1.00E-02 - 2.50E-02	L	9.32E-03	mg/L
Fluoride	6/8	1.00E-01 - 1.50E-01	1.00E-01 - 1.00E-01	L	1.24E-01	mg/L
Iron	6/9	1.60E-02 - 1.70E+00	1.00E-02 - 3.60E-01	L	2.08E-01	mg/L
Lead	0/7		5.00E-02 - 2.50E-01	NT	3.93E-02	mg/L
Magnesium	9/9	2.75E+00 - 1.70E+01		L	3.98E+00	mg/L
Manganese	9/9	5.00E-03 - 1.50E+00		L	1.67E-01	mg/L
Mercury	0/7		2.00E-04 - 2.00E-04	NT	1.00E-04	mg/L
Molybdenum	0/9		5.00E-02 - 5.50E-02	NT	2.53E-02	mg/L
Nickel	0/9		5.00E-02 - 1.00E-01	NT	2.78E-02	mg/L
Nitrate as Nitrogen	6/9	2.80E+00 - 7.80E+00	1.00E+00 - 1.00E+00	N	2.03E+00	mg/L
Potassium	3/9	2.45E+00 - 8.10E+00	2.00E+00 - 2.00E+00	L	2.18E+00	mg/L
Selenium	0/7		5.00E-03 - 5.00E-03	NT	2.50E-03	mg/L
Silica	9/9	1.50E+01 - 3.00E+01		N	1.18E+01	mg/L
Sodium	9/9	7.56E+00 - 5.50E+01		L	1.29E+01	mg/L

Table 2.5 Data summary for all analytes (continued)

----- AREA_CODE=g MEDIA=UCRS Groundwater -----
(continued)

Analyte	Frequency of Detection	Detected Range	Nondetected Range	Distribution	Arithmetic Mean	Units
Tetraoxo-sulfate(1-)	6/6	3.10E+01 - 2.38E+02		N	4.58E+01	mg/L
Thallium	0/9		5.60E-02 - 4.70E-01	NT	5.26E-02	mg/L
Uranium	0/9		1.00E-03 - 1.00E-03	NT	1.00E-03	mg/L
Vanadium	4/9	5.40E-02 - 1.40E-01	5.00E-02 - 5.00E-02	L	6.60E-02	mg/L
Zinc	4/9	7.00E-03 - 6.20E-02	5.00E-03 - 3.00E-02	L	1.21E-02	mg/L
1,1,1-Trichloroethane	0/1		5.00E-03 - 5.00E-03	NT	2.50E-03	mg/L
1,1,2,2-Tetrachloroethane	0/1		5.00E-03 - 5.00E-03	NT	2.50E-03	mg/L
1,1,2-Trichloroethane	0/2		5.00E-03 - 5.00E-01	NT	1.26E-01	mg/L
1,1-Dichloroethane	0/1		5.00E-03 - 5.00E-03	NT	2.50E-03	mg/L
1,1-Dichloroethene	0/1		5.00E-03 - 5.00E-03	NT	2.50E-03	mg/L
1,2-Dichloroethane	0/2		5.00E-03 - 5.00E-01	NT	1.26E-01	mg/L
1,2-Dichloroethene	0/1		5.00E-03 - 5.00E-03	NT	2.50E-03	mg/L
1,2-Dichloropropane	0/1		5.00E-03 - 5.00E-03	NT	2.50E-03	mg/L
2-Butanone	0/1		1.00E-01 - 1.00E-01	NT	5.00E-02	mg/L
2-Hexanone	0/1		5.00E-02 - 5.00E-02	NT	2.50E-02	mg/L
4-Methyl-2-pentanone	0/1		5.00E-02 - 5.00E-02	NT	2.50E-02	mg/L
Acetone	0/1		1.00E-01 - 1.00E-01	NT	5.00E-02	mg/L
Benzene	0/1		5.00E-03 - 5.00E-03	NT	2.50E-03	mg/L
Bromodichloromethane	0/2		5.00E-03 - 5.00E-01	NT	1.26E-01	mg/L
Bromoform	0/1		5.00E-03 - 5.00E-03	NT	2.50E-03	mg/L
Bromomethane	0/1		1.00E-02 - 1.00E-02	NT	5.00E-03	mg/L
Carbon disulfide	0/1		1.00E-01 - 1.00E-01	NT	5.00E-02	mg/L
Carbon tetrachloride	0/2		5.00E-03 - 5.00E-01	NT	1.26E-01	mg/L
Chlorobenzene	0/1		5.00E-03 - 5.00E-03	NT	2.50E-03	mg/L
Chloroethane	0/1		1.00E-02 - 1.00E-02	NT	5.00E-03	mg/L
Chloroform	0/2		5.00E-03 - 5.00E-01	NT	1.26E-01	mg/L
Chloromethane	0/1		1.00E-02 - 1.00E-02	NT	5.00E-03	mg/L
Dibromochloromethane	0/1		5.00E-03 - 5.00E-03	NT	2.50E-03	mg/L
Dimethylbenzene	0/1		5.00E-03 - 5.00E-03	NT	2.50E-03	mg/L
Ethylbenzene	0/1		5.00E-03 - 5.00E-03	NT	2.50E-03	mg/L
Methylene chloride	0/1		5.00E-03 - 5.00E-03	NT	2.50E-03	mg/L
Styrene	0/1		5.00E-03 - 5.00E-03	NT	2.50E-03	mg/L
Tetrachloroethene	0/2		5.00E-03 - 5.00E-01	NT	1.26E-01	mg/L
Toluene	0/1		5.00E-03 - 5.00E-03	NT	2.50E-03	mg/L
Trichloroethene	0/12		1.00E-03 - 1.00E-01	NT	9.58E-03	mg/L
Vinyl acetate	0/1		5.00E-02 - 5.00E-02	NT	2.50E-02	mg/L
Vinyl chloride	0/2		1.00E-02 - 1.00E+00	NT	5.05E-01	mg/L
cis-1,2-Dichloroethene	0/1		5.00E-01 - 5.00E-01	NT	5.00E-01	mg/L
cis-1,3-Dichloropropene	0/1		5.00E-03 - 5.00E-03	NT	2.50E-03	mg/L
trans-1,2-Dichloroethene	0/1		5.00E-01 - 5.00E-01	NT	5.00E-01	mg/L

Table 2.5 Data summary for all analytes (continued)

----- AREA_CODE=g MEDIA=UCRS Groundwater -----
(continued)

Analyte	Frequency of Detection	Detected Range	Nondetected Range	Distribution	Arithmetic Mean	Units
trans-1,3-Dichloropropene	0/1		5.00E-03 - 5.00E-03	NT	2.50E-03	mg/L
Alpha activity	6/12	9.00E-01 - 4.70E+00	-3.10E+00 - 1.00E+03	L	2.88E+00	pCi/L
Beta activity	11/12	3.00E+00 - 3.30E+01	1.00E+03 - 1.00E+03	L	1.32E+01	pCi/L
Neptunium-237	2/7	2.00E-01 - 2.00E-01	-5.00E-01 - 0.00E+00	N	-5.71E-02	pCi/L
Plutonium-239	1/7	2.00E-01 - 2.00E-01	0.00E+00 - 0.00E+00	N	1.43E-02	pCi/L
Radium-226	4/6	4.00E-01 - 1.60E+00	-9.00E-01 - -8.00E-01	N	1.17E-01	pCi/L
Radon-222	7/7	3.72E+02 - 6.95E+02		L	2.65E+02	pCi/L
Technetium-99	11/11	5.00E+00 - 3.80E+01		N	1.99E+01	pCi/L
Thorium-230	3/7	3.00E-01 - 4.00E-01	0.00E+00 - 0.00E+00	N	7.86E-02	pCi/L

----- AREA_CODE=h MEDIA=McNairy Groundwater -----

Analyte	Frequency of Detection	Detected Range	Nondetected Range	Distribution	Arithmetic Mean	Units
Aluminum	6/9	1.14E-01 - 3.44E-01	6.25E-01 - 7.50E-01	L	2.41E-01	mg/L
Antimony	0/10		6.00E-02 - 2.50E-01	NT	5.85E-02	mg/L
Arsenic	0/10		5.00E-03 - 5.00E-03	NT	2.50E-03	mg/L
Barium	9/10	1.46E-01 - 1.71E-01	7.00E-02 - 7.00E-02	N	7.36E-02	mg/L
Beryllium	0/10		4.00E-03 - 2.50E-02	NT	4.95E-03	mg/L
Cadmium	0/10		1.00E-02 - 1.00E-01	NT	1.18E-02	mg/L
Calcium	10/10	2.41E+01 - 2.98E+01		L	1.33E+01	mg/L
Chloride	10/10	8.80E+00 - 1.10E+01		L	4.86E+00	mg/L
Chromium	0/8		5.00E-02 - 6.00E-02	NT	2.63E-02	mg/L
Cobalt	0/10		4.50E-02 - 1.00E-01	NT	2.68E-02	mg/L
Copper	0/10		1.00E-02 - 1.00E-01	NT	1.18E-02	mg/L
Fluoride	9/9	2.10E-01 - 3.30E-01		N	2.98E-01	mg/L
Iron	10/10	1.68E+00 - 6.14E+00		L	1.55E+00	mg/L
Lead	0/8		5.00E-02 - 2.50E-01	NT	5.00E-02	mg/L
Magnesium	10/10	7.84E+00 - 9.76E+00		N	4.48E+00	mg/L
Manganese	10/10	8.20E-02 - 1.41E-01		N	5.65E-02	mg/L
Mercury	0/8		2.00E-04 - 2.00E-04	NT	1.00E-04	mg/L
Molybdenum	0/9		5.00E-02 - 1.00E-01	NT	2.83E-02	mg/L
Nickel	0/10		5.00E-02 - 1.00E-01	NT	3.50E-02	mg/L
Nitrate as Nitrogen	1/10	1.40E+00 - 1.40E+00	1.00E+00 - 1.00E+00	N	5.20E-01	mg/L
Potassium	9/10	5.80E+00 - 1.44E+01	1.05E+01 - 1.05E+01	L	9.23E+00	mg/L
Selenium	0/10		5.00E-03 - 1.00E-02	NT	2.75E-03	mg/L
Silica	9/9	1.60E+01 - 3.60E+01		N	1.46E+01	mg/L

Table 2.5 Data summary for all analytes (continued)

----- AREA_CODE=h MEDIA=McNairy Groundwater -----
(continued)

Analyte	Frequency of Detection	Detected Range	Nondetected Range	Distribution	Arithmetic Mean	Units
Silver	0/3		5.00E-02 - 6.00E-02	NT	2.83E-02	mg/L
Sodium	10/10	1.41E+01 - 1.72E+01		L	7.64E+00	mg/L
Tetraoxo-sulfate(1-)	8/8	1.00E+01 - 1.40E+01		L	5.57E+00	mg/L
Thallium	0/7		5.60E-02 - 4.70E-01	NT	5.90E-02	mg/L
Uranium	0/11		1.00E-03 - 1.00E-03	NT	1.00E-03	mg/L
Vanadium	6/7	5.20E-02 - 9.70E-02	5.00E-02 - 5.00E-02	N	3.59E-02	mg/L
Zinc	4/10	6.00E-03 - 1.90E-02	5.00E-03 - 2.50E-01	L	1.04E-02	mg/L
1,1,1-Trichloroethane	0/4		5.00E-03 - 5.00E-03	NT	2.50E-03	mg/L
1,1,2-Trichloroethane	0/4		5.00E-03 - 5.00E-03	NT	2.50E-03	mg/L
1,1-Dichloroethane	0/4		5.00E-03 - 5.00E-03	NT	2.50E-03	mg/L
1,1-Dichloroethene	0/4		5.00E-03 - 5.00E-03	NT	2.50E-03	mg/L
1,2-Dichloroethane	0/4		5.00E-03 - 5.00E-03	NT	2.50E-03	mg/L
Benzene	0/4		5.00E-03 - 5.00E-03	NT	2.50E-03	mg/L
Bromodichloromethane	0/4		5.00E-03 - 5.00E-03	NT	2.50E-03	mg/L
Carbon tetrachloride	0/4		5.00E-03 - 5.00E-03	NT	2.50E-03	mg/L
Chloroform	0/4		5.00E-03 - 5.00E-03	NT	2.50E-03	mg/L
Dimethylbenzene	0/4		5.00E-03 - 1.00E-02	NT	3.75E-03	mg/L
Ethylbenzene	0/4		5.00E-03 - 5.00E-03	NT	2.50E-03	mg/L
Polychlorinated biphenyl	0/1		1.00E-04 - 1.00E-04	NT	1.00E-04	mg/L
Tetrachloroethene	0/4		5.00E-03 - 5.00E-03	NT	2.50E-03	mg/L
Toluene	0/4		5.00E-03 - 5.00E-03	NT	2.50E-03	mg/L
Trichloroethene	0/11		1.00E-03 - 1.00E-03	NT	1.00E-03	mg/L
Vinyl chloride	0/4		5.00E-03 - 1.00E-02	NT	6.25E-03	mg/L
cis-1,2-Dichloroethene	0/4		5.00E-03 - 5.00E-03	NT	5.00E-03	mg/L
trans-1,2-Dichloroethene	0/4		5.00E-03 - 5.00E-03	NT	5.00E-03	mg/L
Alpha activity	9/12	9.00E-01 - 1.89E+01	-3.30E+00 --1.20E+00	L	5.55E+00	pCi/L
Beta activity	12/12	3.00E+00 - 3.10E+01		N	7.41E+00	pCi/L
Neptunium-237	2/7	1.00E-01 - 2.00E-01	-7.00E-01 --1.00E-01	L	1.68E-01	pCi/L
Plutonium-239	1/7	1.00E-01 - 1.00E-01	0.00E+00 - 0.00E+00	N	7.14E-03	pCi/L
Radium-226	6/7	2.00E-01 - 1.30E+00	-6.00E-01 --6.00E-01	L	7.01E-01	pCi/L
Radon-222	9/9	1.30E+02 - 3.33E+02		N	1.09E+02	pCi/L
Technetium-99	9/12	1.00E+00 - 2.10E+01	0.00E+00 - 0.00E+00	L	8.10E+00	pCi/L
Thorium-230	4/7	1.00E-01 - 2.30E+00	0.00E+00 - 0.00E+00	L	5.62E-01	pCi/L

Table 2.5 Data summary for all analytes (continued)

----- AREA_CODE=h MEDIA=Other Groundwater -----

Analyte	Frequency of Detection	Detected Range	Nondetected Range	Distribution	Arithmetic Mean	Units
Aluminum	24/28	1.16E-01 - 1.41E+00	6.20E-01 - 6.30E-01	L	3.32E-01	mg/L
Antimony	1/28	6.40E-02 - 6.40E-02	6.00E-02 - 1.85E-01	L	3.82E-02	mg/L
Arsenic	0/28		5.00E-03 - 5.00E-03	NT	2.50E-03	mg/L
Barium	25/28	3.80E-02 - 1.47E-01	7.00E-02 - 2.00E-01	N	4.98E-02	mg/L
Beryllium	0/28		4.00E-03 - 1.50E-02	NT	3.14E-03	mg/L
Cadmium	0/28		1.00E-02 - 2.50E-02	NT	6.07E-03	mg/L
Calcium	28/28	7.99E+00 - 1.91E+01		N	7.39E+00	mg/L
Chloride	28/28	5.00E+00 - 5.90E+01		N	1.71E+01	mg/L
Chromium	1/28	9.40E-02 - 9.40E-02	1.00E-02 - 6.00E-02	N	2.58E-02	mg/L
Cobalt	0/28		4.50E-02 - 5.00E-02	NT	2.46E-02	mg/L
Copper	5/27	1.20E-02 - 4.80E-02	1.00E-02 - 2.50E-02	L	7.38E-03	mg/L
Fluoride	27/27	1.50E-01 - 2.90E+00		L	8.44E-01	mg/L
Iron	21/28	1.60E-02 - 3.83E+00	1.00E-02 - 3.60E-01	L	2.42E-01	mg/L
Lead	0/28		5.00E-02 - 2.50E-01	NT	3.93E-02	mg/L
Magnesium	28/28	2.85E+00 - 7.12E+00		N	2.79E+00	mg/L
Manganese	12/28	7.00E-03 - 6.02E+00	5.00E-03 - 2.00E-02	L	1.27E-02	mg/L
Mercury	1/26	3.80E-03 - 3.80E-03	2.00E-04 - 2.00E-04	N	1.69E-04	mg/L
Molybdenum	0/28		4.00E-02 - 5.50E-02	NT	2.52E-02	mg/L
Nickel	2/28	5.60E-02 - 7.20E-02	5.00E-02 - 1.00E-01	L	3.31E-02	mg/L
Nitrate as Nitrogen	25/28	1.10E+00 - 4.60E+00	1.00E+00 - 1.00E+00	L	2.48E+00	mg/L
Potassium	1/28	3.88E+00 - 3.88E+00	2.00E+00 - 2.00E+00	N	1.03E+00	mg/L
Selenium	0/28		5.00E-03 - 1.50E-02	NT	2.68E-03	mg/L
Silica	28/28	6.00E+00 - 2.20E+01		N	7.57E+00	mg/L
Sodium	28/28	5.06E+01 - 8.97E+01		L	3.36E+01	mg/L
Tetraoxo-sulfate(1-)	19/19	6.00E+00 - 4.88E+01		L	9.55E+00	mg/L
Thallium	1/28	7.50E-02 - 7.50E-02	1.00E-02 - 4.70E-01	L	5.35E-02	mg/L
Uranium	0/26		1.00E-03 - 1.00E-03	NT	1.00E-03	mg/L
Vanadium	18/28	5.10E-02 - 4.98E+00	4.10E-02 - 5.00E-02	L	8.08E-02	mg/L
Zinc	13/28	6.00E-03 - 3.80E-02	5.00E-03 - 3.00E-02	L	1.30E-02	mg/L
1,1,1-Trichloroethane	0/1		5.00E-03 - 5.00E-03	NT	2.50E-03	mg/L
1,1,2-Trichloroethane	0/1		5.00E-03 - 5.00E-03	NT	2.50E-03	mg/L
1,1-Dichloroethane	0/1		5.00E-03 - 5.00E-03	NT	2.50E-03	mg/L
1,1-Dichloroethene	0/1		5.00E-03 - 5.00E-03	NT	2.50E-03	mg/L
1,2-Dichloroethane	0/1		5.00E-03 - 5.00E-03	NT	2.50E-03	mg/L

Table 2.5 Data summary for all analytes (continued)

----- AREA_CODE=h MEDIA=Other Groundwater -----
(continued)

Analyte	Frequency of Detection	Detected Range	Nondetected Range	Distribution	Arithmetic Mean	Units
Benzene	0/1		5.00E-03 - 5.00E-03	NT	2.50E-03	mg/L
Bromodichloromethane	0/1		5.00E-03 - 5.00E-03	NT	2.50E-03	mg/L
Carbon tetrachloride	0/1		5.00E-03 - 5.00E-03	NT	2.50E-03	mg/L
Chloroform	0/1		5.00E-03 - 5.00E-03	NT	2.50E-03	mg/L
Dimethylbenzene	0/1		1.00E-02 - 1.00E-02	NT	5.00E-03	mg/L
Ethylbenzene	0/1		5.00E-03 - 5.00E-03	NT	2.50E-03	mg/L
Polychlorinated biphenyl	0/1		1.70E-04 - 1.70E-04	NT	1.70E-04	mg/L
Tetrachloroethene	0/1		5.00E-03 - 5.00E-03	NT	2.50E-03	mg/L
Toluene	0/1		5.00E-03 - 5.00E-03	NT	2.50E-03	mg/L
Trichloroethene	0/29		1.00E-03 - 1.00E-03	NT	1.00E-03	mg/L
Vinyl chloride	0/1		1.00E-02 - 1.00E-02	NT	1.00E-02	mg/L
cis-1,2-Dichloroethene	0/1		5.00E-03 - 5.00E-03	NT	5.00E-03	mg/L
trans-1,2-Dichloroethene	0/1		5.00E-03 - 5.00E-03	NT	5.00E-03	mg/L
Alpha activity	21/28	4.00E-01 - 7.40E+00	-6.70E+00 --2.00E-01	L	2.56E+00	pCi/L
Beta activity	28/28	1.00E+00 - 1.30E+01		L	2.56E+00	pCi/L
Neptunium-237	10/28	1.00E-01 - 8.00E-01	-1.00E+00 - 0.00E+00	L	3.47E-01	pCi/L
Plutonium-239	6/27	1.00E-01 - 1.00E-01	0.00E+00 - 0.00E+00	N	1.11E-02	pCi/L
Radium-226	19/24	1.00E-01 - 9.00E-01	-1.00E+00 - 0.00E+00	L	4.25E-01	pCi/L
Radon-222	28/28	3.20E+02 - 5.29E+03		L	3.46E+02	pCi/L
Technetium-99	20/28	2.00E+00 - 2.20E+01	0.00E+00 - 0.00E+00	L	1.18E+01	pCi/L
Thorium-230	23/28	1.00E-01 - 1.60E+00	-5.00E-01 - 0.00E+00	N	2.20E-01	pCi/L

----- AREA_CODE=h MEDIA=RGa Groundwater -----

Analyte	Frequency of Detection	Detected Range	Nondetected Range	Distribution	Arithmetic Mean	Units
Aluminum	6/8	1.51E-01 - 2.31E+00	6.25E-01 - 7.50E-01	L	1.10E+00	mg/L
Antimony	0/11		6.00E-02 - 2.50E-01	NT	6.43E-02	mg/L
Arsenic	1/10	7.00E-03 - 7.00E-03	5.00E-03 - 5.00E-03	N	2.60E-03	mg/L
Barium	10/11	3.00E-02 - 2.82E-01	7.00E-02 - 7.00E-02	N	7.26E-02	mg/L
Beryllium	0/11		4.00E-03 - 2.50E-02	NT	5.64E-03	mg/L
Cadmium	0/11		1.00E-02 - 1.00E-01	NT	1.52E-02	mg/L
Calcium	11/11	1.43E+01 - 5.65E+01		L	1.44E+01	mg/L
Chloride	9/9	4.70E+01 - 1.09E+02		N	3.58E+01	mg/L
Chromium	3/8	6.20E-02 - 2.32E-01	5.00E-02 - 6.00E-02	L	6.62E-02	mg/L
Cobalt	0/11		4.50E-02 - 1.00E-01	NT	2.89E-02	mg/L
Copper	2/11	3.50E-02 - 5.30E-02	1.00E-02 - 1.00E-01	L	9.52E-03	mg/L

Table 2.5 Data summary for all analytes (continued)

----- AREA_CODE=h MEDIA=RGA Groundwater -----
(continued)

Analyte	Frequency of Detection	Detected Range	Nondetected Range	Distribution	Arithmetic Mean	Units
Fluoride	7/7	2.10E-01 - 2.60E-01		N	2.36E-01	mg/L
Iron	10/11	3.00E-02 - 4.68E+01	3.55E-01 - 3.55E-01	L	2.33E+00	mg/L
Lead	0/3		5.00E-02 - 2.50E-01	NT	9.17E-02	mg/L
Magnesium	11/11	6.51E+00 - 1.87E+01		L	5.75E+00	mg/L
Manganese	9/11	5.00E-03 - 1.42E-01	5.00E-03 - 2.00E-02	N	3.16E-02	mg/L
Mercury	0/3		2.00E-04 - 2.00E-04	NT	1.00E-04	mg/L
Molybdenum	0/8		5.00E-02 - 1.00E-01	NT	3.16E-02	mg/L
Nickel	2/11	5.00E-02 - 6.50E-02	5.00E-02 - 1.00E-01	L	5.04E-02	mg/L
Nitrate as Nitrogen	9/9	2.20E+00 - 3.83E+01		L	4.28E+00	mg/L
Potassium	1/11	2.20E+00 - 2.20E+00	2.00E+00 - 1.05E+01	L	2.04E+00	mg/L
Selenium	0/6		5.00E-03 - 5.00E-03	NT	2.50E-03	mg/L
Silica	7/7	1.30E+01 - 2.00E+01		N	8.50E+00	mg/L
Silver	0/6		3.00E-02 - 6.00E-02	NT	2.58E-02	mg/L
Sodium	10/10	3.71E+01 - 6.96E+01		L	2.67E+01	mg/L
Tetraoxo-sulfate(1-)	9/9	5.00E+00 - 2.26E+01		N	6.74E+00	mg/L
Thallium	0/5		5.60E-02 - 6.00E-02	NT	2.96E-02	mg/L
Uranium	2/24	2.00E-03 - 1.60E-02	1.00E-03 - 1.00E-03	L	4.54E-05	mg/L
Vanadium	4/5	6.40E-02 - 1.47E-01	5.00E-02 - 5.00E-02	N	4.76E-02	mg/L
Zinc	4/11	8.00E-03 - 4.40E-02	5.00E-03 - 2.50E-01	L	1.16E-02	mg/L
1,1,1-Trichloroethane	0/10		5.00E-03 - 5.00E-03	NT	2.50E-03	mg/L
1,1,2-Trichloroethane	0/10		5.00E-03 - 5.00E-03	NT	2.50E-03	mg/L
1,1-Dichloroethane	0/10		5.00E-03 - 5.00E-03	NT	2.50E-03	mg/L
1,1-Dichloroethene	0/10		5.00E-03 - 5.00E-03	NT	2.50E-03	mg/L
1,2-Dichloroethane	0/10		5.00E-03 - 5.00E-03	NT	2.50E-03	mg/L
Benzene	0/10		5.00E-03 - 5.00E-03	NT	2.50E-03	mg/L
Bromodichloromethane	0/10		5.00E-03 - 5.00E-03	NT	2.50E-03	mg/L
Carbon tetrachloride	0/10		5.00E-03 - 5.00E-03	NT	2.50E-03	mg/L
Chloroethane	0/2		5.00E-03 - 5.00E-03	NT	2.50E-03	mg/L
Chloroform	0/10		5.00E-03 - 5.00E-03	NT	2.50E-03	mg/L
Dimethylbenzene	0/10		5.00E-03 - 1.00E-02	NT	3.00E-03	mg/L
Ethane	0/2		3.00E-02 - 3.00E-02	NT	1.50E-02	mg/L
Ethylbenzene	0/10		5.00E-03 - 5.00E-03	NT	2.50E-03	mg/L
Ethylene	0/2		3.00E-02 - 3.00E-02	NT	1.50E-02	mg/L
Polychlorinated biphenyl	0/2		1.00E-04 - 1.70E-04	NT	1.35E-04	mg/L
Tetrachloroethene	0/10		5.00E-03 - 5.00E-03	NT	2.50E-03	mg/L
Toluene	0/10		5.00E-03 - 5.00E-03	NT	2.50E-03	mg/L
Trichloroethene	2/28	1.00E-03 - 3.00E-03	1.00E-03 - 1.00E-03	N	1.07E-03	mg/L
Vinyl chloride	0/10		5.00E-03 - 1.00E-02	NT	6.00E-03	mg/L
cis-1,2-Dichloroethene	1/10	2.40E-03 - 2.40E-03	5.00E-03 - 5.00E-03	N	4.74E-03	mg/L
trans-1,2-Dichloroethene	0/10		5.00E-03 - 5.00E-03	NT	5.00E-03	mg/L

Table 2.5 Data summary for all analytes (continued)

----- AREA_CODE=h MEDIA=RGa Groundwater -----
(continued)

Analyte	Frequency of Detection	Detected Range	Nondetected Range	Distribution	Arithmetic Mean	Units
Alpha activity	125/173	1.00E-01 - 3.14E+01	-1.05E+01 - 1.00E+03	L	2.26E+00	pCi/L
Beta activity	147/173	4.20E-01 - 5.70E+01	-7.00E+00 - 1.00E+03	L	7.60E+00	pCi/L
Radon-222	57/57	8.00E-01 - 1.06E+03		N	1.42E+02	pCi/L
Technetium-99	97/415	2.00E-01 - 3.40E+01	-1.51E+01 - 2.50E+01	N	1.79E+01	pCi/L

----- AREA_CODE=h MEDIA=UCRS Groundwater -----

Analyte	Frequency of Detection	Detected Range	Nondetected Range	Distribution	Arithmetic Mean	Units
Aluminum	2/2	2.41E-01 - 1.64E+00		N	4.70E-01	mg/L
Antimony	0/3		6.00E-02 - 1.85E-01	NT	5.08E-02	mg/L
Arsenic	0/3		5.00E-03 - 5.00E-03	NT	2.50E-03	mg/L
Barium	3/3	9.30E-02 - 1.12E-01		N	5.08E-02	mg/L
Beryllium	0/3		5.00E-03 - 1.50E-02	NT	4.17E-03	mg/L
Cadmium	0/3		1.00E-02 - 2.50E-02	NT	7.50E-03	mg/L
Calcium	3/3	2.25E+01 - 2.63E+01		N	1.24E+01	mg/L
Chloride	3/3	2.03E+01 - 3.30E+01		N	1.36E+01	mg/L
Chromium	0/3		5.00E-02 - 6.00E-02	NT	2.67E-02	mg/L
Cobalt	0/3		4.50E-02 - 5.00E-02	NT	2.42E-02	mg/L
Copper	0/3		1.00E-02 - 2.50E-02	NT	7.50E-03	mg/L
Fluoride	3/3	2.10E-01 - 2.30E-01		N	2.20E-01	mg/L
Iron	3/3	2.34E-01 - 2.01E+00		N	6.81E-01	mg/L
Lead	0/1		2.50E-01 - 2.50E-01	NT	1.25E-01	mg/L
Magnesium	3/3	8.40E+00 - 9.45E+00		N	4.47E+00	mg/L
Manganese	3/3	3.70E-02 - 7.80E-02		N	2.58E-02	mg/L
Mercury	0/1		2.00E-04 - 2.00E-04	NT	1.00E-04	mg/L
Molybdenum	0/2		5.00E-02 - 5.00E-02	NT	2.50E-02	mg/L
Nickel	3/3	2.40E-01 - 5.70E-01		N	1.82E-01	mg/L
Nitrate as Nitrogen	3/3	1.20E+00 - 2.80E+00		N	9.33E-01	mg/L
Potassium	2/3	3.11E+00 - 5.14E+00	1.05E+01 - 1.05E+01	N	3.13E+00	mg/L
Selenium	0/1		5.00E-03 - 5.00E-03	NT	2.50E-03	mg/L
Silica	2/2	2.40E+01 - 3.90E+01		N	1.58E+01	mg/L
Silver	0/1		6.00E-02 - 6.00E-02	NT	3.00E-02	mg/L
Sodium	3/3	4.46E+01 - 4.52E+01		N	2.25E+01	mg/L
Tetraoxo-sulfate(1-)	3/3	1.50E+01 - 4.10E+01		N	1.34E+01	mg/L
Thallium	0/2		5.60E-02 - 6.00E-02	NT	2.90E-02	mg/L
Uranium	0/6		1.00E-03 - 1.00E-03	NT	1.00E-03	mg/L

Table 2.5 Data summary for all analytes (continued)

----- AREA_CODE=h MEDIA=UCRS Groundwater -----
(continued)

Analyte	Frequency of Detection	Detected Range	Nondetected Range	Distribution	Arithmetic Mean	Units
Vanadium	2/2	8.00E-02 - 8.00E-02		N	4.00E-02	mg/L
Zinc	1/3	1.80E-02 - 1.80E-02	5.00E-03 - 3.00E-02	N	8.83E-03	mg/L
1,1,1-Trichloroethane	0/3		5.00E-03 - 5.00E-03	NT	2.50E-03	mg/L
1,1,2-Trichloroethane	0/3		5.00E-03 - 5.00E-03	NT	2.50E-03	mg/L
1,1-Dichloroethane	0/3		5.00E-03 - 5.00E-03	NT	2.50E-03	mg/L
1,1-Dichloroethene	0/3		5.00E-03 - 5.00E-03	NT	2.50E-03	mg/L
1,2-Dichloroethane	0/3		5.00E-03 - 5.00E-03	NT	2.50E-03	mg/L
Benzene	0/3		5.00E-03 - 5.00E-03	NT	2.50E-03	mg/L
Bromodichloromethane	0/3		5.00E-03 - 5.00E-03	NT	2.50E-03	mg/L
Carbon tetrachloride	0/3		5.00E-03 - 5.00E-03	NT	2.50E-03	mg/L
Chloroform	0/3		5.00E-03 - 5.00E-03	NT	2.50E-03	mg/L
Dimethylbenzene	0/3		5.00E-03 - 1.00E-02	NT	3.33E-03	mg/L
Ethylbenzene	0/3		5.00E-03 - 5.00E-03	NT	2.50E-03	mg/L
Polychlorinated biphenyl	0/1		1.70E-04 - 1.70E-04	NT	1.70E-04	mg/L
Tetrachloroethene	0/3		5.00E-03 - 5.00E-03	NT	2.50E-03	mg/L
Toluene	0/3		5.00E-03 - 5.00E-03	NT	2.50E-03	mg/L
Trichloroethene	0/10		1.00E-03 - 1.00E-03	NT	1.00E-03	mg/L
Vinyl chloride	0/3		5.00E-03 - 1.00E-02	NT	6.67E-03	mg/L
cis-1,2-Dichloroethene	0/3		5.00E-03 - 5.00E-03	NT	5.00E-03	mg/L
trans-1,2-Dichloroethene	0/3		5.00E-03 - 5.00E-03	NT	5.00E-03	mg/L
Alpha activity	8/11	1.10E+00 - 5.40E+00	-4.50E+00 - 1.00E+03	L	3.03E+00	pCi/L
Beta activity	11/11	3.00E+00 - 1.50E+01		L	3.91E+00	pCi/L
Radon-222	1/1	2.68E+02 - 2.68E+02		NT	1.34E+02	pCi/L
Technetium-99	8/11	3.00E+00 - 2.20E+01	0.00E+00 - 0.00E+00	N	9.73E+00	pCi/L

----- AREA_CODE=i MEDIA=McNairy Groundwater -----

Analyte	Frequency of Detection	Detected Range	Nondetected Range	Distribution	Arithmetic Mean	Units
Aluminum	2/2	2.04E-01 - 3.84E-01		N	1.47E-01	mg/L
Antimony	0/3		6.00E-02 - 1.85E-01	NT	5.08E-02	mg/L
Arsenic	0/3		5.00E-03 - 5.00E-03	NT	2.50E-03	mg/L
Barium	3/3	1.10E-01 - 1.45E-01		N	6.57E-02	mg/L
Beryllium	0/3		5.00E-03 - 1.50E-02	NT	4.17E-03	mg/L
Cadmium	0/3		1.00E-02 - 2.50E-02	NT	7.50E-03	mg/L
Calcium	3/3	3.84E+01 - 4.10E+01		N	1.97E+01	mg/L
Chloride	3/3	1.37E+01 - 3.10E+01		N	1.01E+01	mg/L

Table 2.5 Data summary for all analytes (continued)

----- AREA_CODE=i MEDIA=McNairy Groundwater -----
(continued)

Analyte	Frequency of Detection	Detected Range	Nondetected Range	Distribution	Arithmetic Mean	Units
Chromium	0/3		5.00E-02 - 6.00E-02	NT	2.67E-02	mg/L
Cobalt	0/3		4.50E-02 - 5.00E-02	NT	2.42E-02	mg/L
Copper	0/3		1.00E-02 - 2.50E-02	NT	7.50E-03	mg/L
Fluoride	3/3	2.10E-01 - 2.50E-01		N	2.30E-01	mg/L
Iron	2/3	2.22E-01 - 4.01E-01	3.60E-01 - 3.60E-01	N	1.64E-01	mg/L
Lead	0/1		6.00E-02 - 6.00E-02	NT	3.00E-02	mg/L
Magnesium	3/3	1.53E+01 - 1.76E+01		N	8.23E+00	mg/L
Manganese	3/3	1.80E-01 - 9.83E-01		N	3.48E-01	mg/L
Mercury	0/1		2.00E-04 - 2.00E-04	NT	1.00E-04	mg/L
Molybdenum	0/2		5.00E-02 - 5.00E-02	NT	2.50E-02	mg/L
Nickel	0/3		5.00E-02 - 1.00E-01	NT	3.33E-02	mg/L
Nitrate as Nitrogen	1/3	2.30E+00 - 2.30E+00	1.00E+00 - 1.00E+00	N	7.17E-01	mg/L
Potassium	3/3	3.82E+00 - 1.14E+01		N	3.22E+00	mg/L
Selenium	0/1		5.00E-03 - 5.00E-03	NT	2.50E-03	mg/L
Silica	2/2	2.60E+01 - 2.80E+01		N	1.35E+01	mg/L
Silver	0/1		6.00E-02 - 6.00E-02	NT	3.00E-02	mg/L
Sodium	3/3	2.25E+01 - 2.44E+01		N	1.17E+01	mg/L
Tetraoxo-sulfate(1-)	3/3	1.30E+01 - 1.80E+01		N	7.97E+00	mg/L
Thallium	0/2		5.60E-02 - 6.00E-02	NT	2.90E-02	mg/L
Uranium	1/7	1.00E-03 - 1.00E-03	1.00E-03 - 1.00E-03	N	1.00E-03	mg/L
Vanadium	1/2	1.87E-01 - 1.87E-01	5.00E-02 - 5.00E-02	N	5.93E-02	mg/L
Zinc	0/3		5.00E-03 - 3.00E-02	NT	6.67E-03	mg/L
1,1,1-Trichloroethane	0/4		5.00E-03 - 5.00E-03	NT	2.50E-03	mg/L
1,1,2-Trichloroethane	0/4		5.00E-03 - 5.00E-03	NT	2.50E-03	mg/L
1,1-Dichloroethane	0/4		5.00E-03 - 5.00E-03	NT	2.50E-03	mg/L
1,1-Dichloroethene	0/4		5.00E-03 - 5.00E-03	NT	2.50E-03	mg/L
1,2-Dichloroethane	0/4		5.00E-03 - 5.00E-03	NT	2.50E-03	mg/L
Benzene	0/4		5.00E-03 - 5.00E-03	NT	2.50E-03	mg/L
Bromodichloromethane	0/4		5.00E-03 - 5.00E-03	NT	2.50E-03	mg/L
Carbon tetrachloride	0/4		5.00E-03 - 5.00E-03	NT	2.50E-03	mg/L
Chloroform	0/4		5.00E-03 - 5.00E-03	NT	2.50E-03	mg/L
Dimethylbenzene	0/4		5.00E-03 - 1.00E-02	NT	3.75E-03	mg/L
Ethylbenzene	0/4		5.00E-03 - 5.00E-03	NT	2.50E-03	mg/L
Polychlorinated biphenyl	0/1		1.00E-04 - 1.00E-04	NT	1.00E-04	mg/L
Tetrachloroethene	0/4		5.00E-03 - 5.00E-03	NT	2.50E-03	mg/L
Toluene	0/4		5.00E-03 - 5.00E-03	NT	2.50E-03	mg/L
Trichloroethene	0/9		1.00E-03 - 1.00E-03	NT	1.00E-03	mg/L
Vinyl chloride	0/4		5.00E-03 - 1.00E-02	NT	6.25E-03	mg/L
cis-1,2-Dichloroethene	0/4		5.00E-03 - 5.00E-03	NT	5.00E-03	mg/L
trans-1,2-Dichloroethene	0/4		5.00E-03 - 5.00E-03	NT	5.00E-03	mg/L

Table 2.5 Data summary for all analytes (continued)

----- AREA_CODE=i MEDIA=McNairy Groundwater -----
(continued)

Analyte	Frequency of Detection	Detected Range	Nondetected Range	Distribution	Arithmetic Mean	Units
Alpha activity	7/10	7.00E-01 - 4.10E+00	-3.60E+00 --4.90E-01	L	2.13E+00	pCi/L
Beta activity	10/10	4.00E+00 - 2.10E+01		L	5.57E+00	pCi/L
Radon-222	1/1	6.40E+01 - 6.40E+01		NT	3.20E+01	pCi/L
Technetium-99	8/10	3.00E+00 - 2.20E+01	-2.00E+00 - 0.00E+00	L	9.73E+00	pCi/L

----- AREA_CODE=i MEDIA=RGa Groundwater -----

Analyte	Frequency of Detection	Detected Range	Nondetected Range	Distribution	Arithmetic Mean	Units
Aluminum	86/110	2.80E-02 - 4.85E+01	2.00E-02 - 6.20E-01	L	8.09E-01	mg/L
Antimony	6/412	1.70E-03 - 2.73E-01	1.30E-03 - 2.50E-01	N	7.88E-02	mg/L
Arsenic	17/476	1.80E-03 - 3.60E-02	5.00E-03 - 5.00E-03	N	2.62E-03	mg/L
Barium	454/476	2.40E-02 - 1.66E+00	3.50E-02 - 7.00E-02	N	9.64E-02	mg/L
Beryllium	28/412	2.00E-04 - 8.00E-03	1.00E-04 - 2.50E-02	N	7.54E-03	mg/L
Bicarbonate	3/3	1.81E+02 - 2.37E+02		N	1.01E+02	mg/L
Boron	34/48	3.00E-02 - 1.54E+00	3.00E-02 - 3.00E-02	L	1.63E-01	mg/L
Cadmium	7/483	1.00E-04 - 1.80E-02	5.00E-04 - 2.50E-02	N	3.73E-03	mg/L
Calcium	147/148	5.79E+00 - 6.85E+01	2.06E+01 - 2.06E+01	L	2.89E+01	mg/L
Carbonate	0/3		1.00E+00 - 1.00E+00	NT	5.00E-01	mg/L
Cerium	24/48	8.00E-02 - 8.00E-02	8.00E-02 - 8.00E-02	N	4.00E-02	mg/L
Chloride	480/483	9.00E+00 - 1.62E+02	2.00E+01 - 2.00E+01	N	1.95E+01	mg/L
Chromium	195/488	3.10E-03 - 2.51E+01	2.00E-03 - 1.32E+00	N	2.07E-01	mg/L
Chromium, hexavalent	0/8		1.00E-02 - 1.00E-02	NT	5.00E-03	mg/L
Cobalt	36/412	3.40E-03 - 8.40E-02	5.00E-03 - 1.00E-01	N	2.74E-02	mg/L
Copper	42/478	4.00E-03 - 3.10E-01	4.00E-03 - 1.00E-01	N	2.83E-02	mg/L
Cyanide	0/20		2.00E-02 - 2.00E-02	NT	1.00E-02	mg/L
Fluoride	169/175	1.00E-01 - 7.10E-01	1.00E-01 - 1.00E-01	L	2.01E-01	mg/L
Gallium	24/48	9.00E-02 - 9.00E-02	9.00E-02 - 9.00E-02	N	4.50E-02	mg/L
Iron	419/484	1.00E-02 - 1.69E+02	5.00E-03 - 2.88E+00	L	2.54E+00	mg/L
Lead	8/445	4.00E-03 - 1.26E-01	3.00E-03 - 2.50E-01	N	2.88E-02	mg/L
Lithium	24/48	8.00E-02 - 8.00E-02	8.00E-02 - 8.00E-02	N	4.00E-02	mg/L
Magnesium	148/148	1.31E+00 - 3.49E+01		N	5.12E+00	mg/L
Manganese	121/148	7.00E-03 - 1.49E+01	5.00E-03 - 2.00E-02	L	1.05E-01	mg/L
Mercury	2/434	3.00E-04 - 3.00E-04	2.00E-04 - 2.00E-03	N	1.21E-04	mg/L
Molybdenum	24/87	3.00E-02 - 3.00E-02	3.00E-02 - 5.50E-02	N	1.96E-02	mg/L
Nickel	161/478	1.00E-02 - 1.89E+00	1.00E-02 - 1.00E-01	N	6.74E-02	mg/L
Nitrate as Nitrogen	391/477	6.20E-01 - 4.80E+00	1.00E+00 - 1.00E+00	N	7.73E-01	mg/L

Table 2.5 Data summary for all analytes (continued)

----- AREA_CODE=i MEDIA=RGa Groundwater -----
(continued)

Analyte	Frequency of Detection	Detected Range	Nondetected Range	Distribution	Arithmetic Mean	Units
Potassium	69/133	1.39E+00 - 2.21E+01	2.00E+00 - 1.05E+01	N	2.17E+00	mg/L
Selenium	3/444	5.00E-03 - 9.00E-03	1.40E-03 - 1.00E-02	N	2.50E-03	mg/L
Silica	22/22	9.00E+00 - 3.40E+01		N	1.09E+01	mg/L
Silver	15/437	1.00E-03 - 9.70E-02	7.00E-04 - 6.00E-02	N	2.05E-02	mg/L
Sodium	477/477	1.99E+01 - 7.64E+01		L	2.04E+01	mg/L
Strontium	54/54	6.50E-02 - 1.70E-01		L	5.77E-02	mg/L
Sulfate	73/88	5.40E+00 - 2.21E+02	5.00E+00 - 1.00E+01	L	3.13E+01	mg/L
Sulfide	0/20		1.00E+00 - 1.00E+01	NT	2.75E+00	mg/L
Tetraoxo-sulfate(1-)	104/113	5.00E+00 - 3.98E+02	5.00E+00 - 5.00E+00	N	1.18E+01	mg/L
Thallium	0/378		1.50E-03 - 4.70E-01	NT	1.18E-01	mg/L
Thorium	24/48	5.00E-02 - 5.00E-02	5.00E-02 - 5.00E-02	N	2.50E-02	mg/L
Tin	0/20		1.00E-02 - 4.00E+00	NT	1.00E+00	mg/L
Titanium	27/48	6.00E-02 - 2.20E-01	6.00E-02 - 6.00E-02	N	3.31E-02	mg/L
Total Phosphate as Phosphorus	0/8		2.00E+00 - 2.00E+00	NT	1.00E+00	mg/L
Uranium	13/506	1.00E-03 - 2.40E-02	1.00E-03 - 1.00E-03	N	1.07E-03	mg/L
Vanadium	117/385	4.00E-03 - 4.28E-01	5.00E-03 - 5.00E-01	N	6.69E-02	mg/L
Zinc	128/476	5.00E-03 - 4.60E-01	5.00E-03 - 5.00E-01	N	5.22E-02	mg/L
Zirconium	24/48	2.00E-02 - 2.00E-02	2.00E-02 - 2.00E-02	N	1.00E-02	mg/L
1,1,1,2-Tetrachloroethane	0/340		5.00E-05 - 1.00E-02	NT	2.34E-03	mg/L
1,1,1-Trichloroethane	1/508	4.00E-03 - 4.00E-03	5.00E-05 - 1.00E-02	N	2.39E-03	mg/L
1,1,2,2-Tetrachloroethane	0/404		5.00E-05 - 1.00E-02	NT	2.36E-03	mg/L
1,1,2-Trichloro-1,2,2-trifluoroethane	0/51		1.00E-03 - 5.00E-03	NT	2.03E-03	mg/L
1,1,2-Trichloroethane	0/522		5.00E-05 - 5.00E-03	NT	2.35E-03	mg/L
1,1-Dichloroethane	0/506		5.00E-05 - 5.00E-03	NT	2.34E-03	mg/L
1,1-Dichloroethene	0/509		5.00E-05 - 5.00E-03	NT	2.34E-03	mg/L
1,1-Dichloropropene	0/20		1.00E-03 - 5.00E-03	NT	1.50E-03	mg/L
1,2,3-Trichloropropane	0/404		5.00E-05 - 1.50E-02	NT	2.75E-03	mg/L
1,2,4,5-Tetrachlorobenzene	0/20		1.00E-02 - 1.00E-02	NT	5.00E-03	mg/L
1,2,4-Trichlorobenzene	0/22		1.00E-02 - 2.00E-02	NT	5.23E-03	mg/L
1,2-Dibromo-3-chloropropane	0/308		5.00E-05 - 1.00E-02	NT	2.42E-03	mg/L
1,2-Dibromoethane	0/328		5.00E-05 - 1.00E-02	NT	2.26E-03	mg/L
1,2-Dichlorobenzene	1/342	5.70E-05 - 5.70E-05	5.00E-05 - 2.00E-02	N	2.44E-03	mg/L
1,2-Dichloroethane	0/524		5.00E-05 - 5.00E-03	NT	2.33E-03	mg/L
1,2-Dichloroethene	4/23	1.00E-03 - 2.00E-03	1.00E-03 - 1.00E-02	L	9.49E-04	mg/L
1,2-Dichloropropane	0/340		5.00E-05 - 1.00E-02	NT	2.34E-03	mg/L
1,3,5-Trimethylbenzene	1/1	2.00E-04 - 2.00E-04		NT	1.00E-04	mg/L
1,3,5-Trinitrobenzene	0/20		1.00E-02 - 1.00E-02	NT	5.00E-03	mg/L
1,3-Dichlorobenzene	0/35		1.00E-03 - 2.00E-02	NT	3.47E-03	mg/L
1,3-Dichloropropane	0/20		3.00E-04 - 3.00E-04	NT	1.50E-04	mg/L
1,3-Dinitrobenzene	0/20		1.00E-02 - 1.00E-02	NT	5.00E-03	mg/L

Table 2.5 Data summary for all analytes (continued)

----- AREA_CODE=i MEDIA=RGA Groundwater -----
(continued)

Analyte	Frequency of Detection	Detected Range	Nondetected Range	Distribution	Arithmetic Mean	Units
1,4-Dichlorobenzene	1/342	6.20E-05 - 6.20E-05	5.00E-05 - 2.00E-02	N	2.44E-03	mg/L
1,4-Difluorobenzene	0/13		5.00E-03 - 5.00E-03	NT	2.50E-03	mg/L
1,4-Dioxane	0/20		1.00E-02 - 1.50E-01	NT	4.00E-02	mg/L
1,4-Naphthoquinone	0/20		1.00E-02 - 1.00E-02	NT	5.00E-03	mg/L
1-Naphthalenamine	0/20		1.00E-02 - 1.00E-02	NT	5.00E-03	mg/L
2,2-Dichloropropane	0/20		5.00E-04 - 5.00E-04	NT	2.50E-04	mg/L
2,3,4,6-Tetrachlorophenol	0/20		1.00E-02 - 1.00E-02	NT	5.00E-03	mg/L
2,4,5-T	0/20		2.34E-05 - 1.07E-03	NT	2.73E-04	mg/L
2,4,5-Trichlorophenol	0/22		1.00E-02 - 2.00E-02	NT	5.23E-03	mg/L
2,4,6-Trichlorophenol	0/22		1.00E-02 - 2.00E-02	NT	5.23E-03	mg/L
2,4-D	0/20		4.67E-05 - 1.07E-02	NT	2.69E-03	mg/L
2,4-Dichlorophenol	0/22		1.00E-02 - 2.00E-02	NT	5.23E-03	mg/L
2,4-Dimethylphenol	0/22		1.00E-02 - 2.00E-02	NT	5.23E-03	mg/L
2,4-Dinitrophenol	0/22		1.00E-02 - 5.00E-02	NT	1.43E-02	mg/L
2,4-Dinitrotoluene	0/22		1.00E-02 - 2.00E-02	NT	5.23E-03	mg/L
2,6-Dichlorophenol	0/20		1.00E-02 - 1.00E-02	NT	5.00E-03	mg/L
2,6-Dinitrotoluene	0/22		1.00E-02 - 2.00E-02	NT	5.23E-03	mg/L
2-Acetylaminofluorene	0/20		1.00E-02 - 1.00E-02	NT	5.00E-03	mg/L
2-Butanone	42/372	2.00E-03 - 5.10E-02	5.00E-03 - 1.00E-01	N	7.53E-03	mg/L
2-Chloro-1,3-butadiene	0/20		1.00E-03 - 5.00E-03	NT	1.50E-03	mg/L
2-Chloroethyl vinyl ether	0/372		1.00E-03 - 2.00E-02	NT	3.33E-03	mg/L
2-Chloronaphthalene	0/22		1.00E-02 - 2.00E-02	NT	5.23E-03	mg/L
2-Chlorophenol	0/22		1.00E-02 - 2.00E-02	NT	5.23E-03	mg/L
2-Hexanone	0/404		2.00E-03 - 5.00E-02	NT	5.51E-03	mg/L
2-Methyl-4,6-dinitrophenol	0/22		1.00E-02 - 2.00E-02	NT	5.23E-03	mg/L
2-Methylnaphthalene	0/22		1.00E-02 - 2.00E-02	NT	5.23E-03	mg/L
2-Methylphenol	0/22		1.00E-02 - 2.00E-02	NT	5.23E-03	mg/L
2-Naphthalenamine	0/20		1.00E-02 - 1.00E-02	NT	5.00E-03	mg/L
2-Nitrobenzenamine	0/22		1.00E-02 - 5.00E-02	NT	1.43E-02	mg/L
2-Nitrophenol	0/22		1.00E-02 - 2.00E-02	NT	5.23E-03	mg/L
3,3'-Dichlorobenzidine	0/22		1.00E-02 - 2.00E-02	NT	7.50E-03	mg/L
3,3'-Dimethylbenzidine	0/20		1.00E-02 - 1.00E-02	NT	5.00E-03	mg/L
3-Methylcholanthrene	0/20		1.00E-02 - 1.00E-02	NT	5.00E-03	mg/L
3-Methylphenol	0/20		1.00E-02 - 1.00E-02	NT	5.00E-03	mg/L
3-Nitrobenzenamine	0/22		1.00E-02 - 5.00E-02	NT	1.43E-02	mg/L
4,4'-DDD	0/20		1.00E-04 - 1.00E-02	NT	2.53E-03	mg/L
4,4'-DDE	0/20		1.00E-04 - 1.00E-02	NT	2.53E-03	mg/L
4,4'-DDT	0/20		1.00E-04 - 1.00E-02	NT	2.53E-03	mg/L
4-Aminobiphenyl	0/20		1.00E-02 - 1.00E-02	NT	5.00E-03	mg/L
4-Bromofluorobenzene	2/2	9.40E-02 - 9.40E-02		N	4.70E-02	mg/L

Table 2.5 Data summary for all analytes (continued)

----- AREA_CODE=i MEDIA=RGA Groundwater -----
(continued)

Analyte	Frequency of Detection	Detected Range	Nondetected Range	Distribution	Arithmetic Mean	Units
4-Bromophenyl phenyl ether	0/22		1.00E-02 - 2.00E-02	NT	5.23E-03	mg/L
4-Chloro-3-methylphenol	0/22		1.00E-02 - 2.00E-02	NT	7.50E-03	mg/L
4-Chlorobenzeneamine	0/22		1.00E-02 - 2.00E-02	NT	7.50E-03	mg/L
4-Chlorophenyl phenyl ether	0/22		1.00E-02 - 2.00E-02	NT	5.23E-03	mg/L
4-Methyl-2-pentanone	2/404	2.00E-03 - 1.70E-02	2.00E-03 - 1.00E-01	N	7.01E-03	mg/L
4-Methylphenol	0/22		1.00E-02 - 2.00E-02	NT	5.23E-03	mg/L
4-Nitrobenzeneamine	0/22		1.00E-02 - 5.00E-02	NT	1.43E-02	mg/L
4-Nitrophenol	0/22		1.00E-02 - 5.00E-02	NT	1.43E-02	mg/L
5-(2-Propenyl)-1,3-benzodioxole (Safrole)	0/20		1.00E-02 - 1.00E-02	NT	5.00E-03	mg/L
5-Nitro-o-toluidine	0/20		1.00E-02 - 1.00E-02	NT	5.00E-03	mg/L
7,12-Dimethylbenz(a)anthracene	0/20		1.00E-02 - 1.00E-02	NT	5.00E-03	mg/L
Acenaphthene	0/22		1.00E-02 - 2.00E-02	NT	5.23E-03	mg/L
Acenaphthylene	0/22		1.00E-02 - 2.00E-02	NT	5.23E-03	mg/L
Acetone	53/372	1.00E-03 - 9.90E-02	2.00E-03 - 1.00E-01	N	7.06E-03	mg/L
Acetonitrile	0/20		5.00E-02 - 6.00E-02	NT	2.75E-02	mg/L
Acetophenone	0/20		1.00E-02 - 1.00E-02	NT	5.00E-03	mg/L
Acrolein	0/354		1.00E-03 - 1.00E-01	NT	1.09E-02	mg/L
Acrylonitrile	1/378	1.00E-02 - 1.00E-02	1.00E-03 - 2.00E-01	N	1.51E-02	mg/L
Aldrin	0/20		5.00E-05 - 1.00E-02	NT	2.51E-03	mg/L
Allyl chloride	0/20		1.50E-02 - 1.00E-01	NT	2.88E-02	mg/L
Anthracene	0/22		1.00E-02 - 2.00E-02	NT	5.23E-03	mg/L
Benz(a)anthracene	0/22		1.00E-02 - 2.00E-02	NT	5.23E-03	mg/L
Benzene	2/505	1.40E-04 - 1.00E-03	5.00E-05 - 5.00E-03	N	2.30E-03	mg/L
Benzenemethanol	0/20		1.00E-02 - 2.00E-02	NT	7.50E-03	mg/L
Benzo(a)pyrene	0/22		1.00E-03 - 2.00E-02	NT	3.18E-03	mg/L
Benzo(b)fluoranthene	0/22		1.00E-02 - 2.00E-02	NT	5.23E-03	mg/L
Benzo(ghi)perylene	0/22		1.00E-02 - 2.00E-02	NT	5.23E-03	mg/L
Benzo(k)fluoranthene	0/22		1.00E-02 - 2.00E-02	NT	5.23E-03	mg/L
Bis(2-chloroethoxy)methane	0/22		1.00E-02 - 2.00E-02	NT	5.23E-03	mg/L
Bis(2-chloroethyl) ether	0/22		1.00E-02 - 2.00E-02	NT	5.23E-03	mg/L
Bis(2-chloroisopropyl) ether	0/2		1.00E-02 - 2.00E-02	NT	7.50E-03	mg/L
Bis(2-chloroisopropyl)ether	0/20		1.00E-02 - 1.00E-02	NT	5.00E-03	mg/L
Bis(2-ethylhexyl)phthalate	4/22	5.00E-04 - 9.00E-03	1.00E-02 - 2.00E-02	N	4.57E-03	mg/L
Bromochloromethane	0/391		5.00E-05 - 5.00E-03	NT	2.25E-03	mg/L
Bromodichloromethane	0/524		5.00E-05 - 1.00E-02	NT	2.40E-03	mg/L
Bromoform	0/404		5.00E-05 - 1.00E-02	NT	2.36E-03	mg/L
Bromomethane	3/404	5.50E-05 - 1.00E-03	5.00E-05 - 1.00E-02	N	2.53E-03	mg/L
Butyl benzyl phthalate	0/22		1.00E-02 - 2.00E-02	NT	5.23E-03	mg/L
Carbazole	1/2	1.20E-02 - 1.20E-02	1.00E-02 - 1.00E-02	N	5.50E-03	mg/L
Carbon disulfide	0/403		1.00E-03 - 1.00E-01	NT	5.44E-03	mg/L

Table 2.5 Data summary for all analytes (continued)

----- AREA_CODE=i MEDIA=RGA Groundwater -----
(continued)

Analyte	Frequency of Detection	Detected Range	Nondetected Range	Distribution	Arithmetic Mean	Units
Carbon tetrachloride	0/524		5.00E-05 - 2.50E-02	NT	2.33E-03	mg/L
Chlordene	0/10		2.00E-03 - 2.00E-03	NT	1.00E-03	mg/L
Chlorobenzene	2/404	4.60E-05 - 1.00E-03	5.00E-05 - 1.00E-02	N	2.36E-03	mg/L
Chlorobenzilate	0/20		1.00E-02 - 1.00E-02	NT	5.00E-03	mg/L
Chloroethane	1/404	1.00E-03 - 1.00E-03	5.00E-05 - 1.00E-02	N	2.61E-03	mg/L
Chloroform	10/524	4.90E-05 - 2.00E-03	5.00E-05 - 5.00E-03	N	2.34E-03	mg/L
Chloromethane	14/404	5.70E-05 - 2.00E-03	5.00E-05 - 1.50E-02	N	2.59E-03	mg/L
Chrysene	1/22	6.00E-04 - 6.00E-04	1.00E-02 - 2.00E-02	N	5.01E-03	mg/L
Di-n-butyl phthalate	2/22	1.00E-02 - 1.00E-02	1.00E-02 - 2.00E-02	N	5.23E-03	mg/L
Di-n-octylphthalate	0/22		1.00E-02 - 2.00E-02	NT	5.23E-03	mg/L
Diallate	0/20		1.00E-02 - 1.00E-02	NT	5.00E-03	mg/L
Dibenz(a,h)anthracene	0/22		1.00E-02 - 2.00E-02	NT	5.23E-03	mg/L
Dibenzofuran	0/22		1.00E-02 - 2.00E-02	NT	5.23E-03	mg/L
Dibromochloromethane	0/404		5.00E-05 - 1.00E-02	NT	2.36E-03	mg/L
Dibromomethane	0/404		5.00E-05 - 1.00E-02	NT	2.36E-03	mg/L
Dichlorodifluoromethane	1/404	7.40E-05 - 7.40E-05	5.00E-05 - 5.00E-03	N	2.25E-03	mg/L
Dieldrin	0/20		1.00E-04 - 1.00E-02	NT	2.53E-03	mg/L
Diethyl phthalate	0/22		1.00E-02 - 2.00E-02	NT	5.23E-03	mg/L
Dimethoate	0/20		1.00E-02 - 1.00E-02	NT	5.00E-03	mg/L
Dimethyl phthalate	0/22		1.00E-02 - 2.00E-02	NT	5.23E-03	mg/L
Dimethylbenzene	2/505	1.00E-03 - 3.00E-03	5.00E-05 - 1.50E-02	N	3.14E-03	mg/L
Dinoseb	0/20		5.36E-03 - 1.00E-02	NT	3.84E-03	mg/L
Diphenylamine	0/20		1.00E-02 - 1.00E-02	NT	5.00E-03	mg/L
Disulfoton	0/20		1.00E-02 - 1.00E-02	NT	5.00E-03	mg/L
Endosulfan I	0/20		5.00E-05 - 1.00E-02	NT	2.51E-03	mg/L
Endosulfan II	0/20		5.00E-05 - 1.20E-04	NT	3.88E-05	mg/L
Endosulfan sulfate	0/20		1.00E-04 - 1.00E-02	NT	2.53E-03	mg/L
Endrin	0/20		1.00E-04 - 2.00E-04	NT	7.63E-05	mg/L
Endrin aldehyde	0/20		1.00E-02 - 1.00E-02	NT	5.00E-03	mg/L
Ethanol	7/340	7.00E-03 - 3.50E-01	5.00E-02 - 1.00E+00	N	1.58E-01	mg/L
Ethyl cyanide	0/20		6.00E-02 - 2.20E-01	NT	7.00E-02	mg/L
Ethyl methacrylate	0/384		1.00E-03 - 1.00E-02	NT	2.48E-03	mg/L
Ethyl methanesulfonate	0/20		1.00E-02 - 1.00E-02	NT	5.00E-03	mg/L
Ethylbenzene	1/505	1.00E-03 - 1.00E-03	5.00E-05 - 1.00E-02	N	2.39E-03	mg/L
Fluoranthene	0/22		1.00E-02 - 2.00E-02	NT	5.23E-03	mg/L
Fluorene	0/22		1.00E-02 - 2.00E-02	NT	5.23E-03	mg/L
Heptachlor	0/20		5.00E-05 - 4.00E-04	NT	1.13E-04	mg/L
Heptachlor epoxide	0/20		5.00E-05 - 2.00E-04	NT	6.31E-05	mg/L
Hexachloro-1-propene	0/20		1.00E-02 - 1.00E-02	NT	5.00E-03	mg/L
Hexachlorobenzene	0/22		5.00E-04 - 2.00E-02	NT	1.02E-03	mg/L

Table 2.5 Data summary for all analytes (continued)

----- AREA_CODE=i MEDIA=RGA Groundwater -----
(continued)

Analyte	Frequency of Detection	Detected Range	Nondetected Range	Distribution	Arithmetic Mean	Units
Hexachlorobutadiene	0/22		1.00E-02 - 2.00E-02	NT	5.23E-03	mg/L
Hexachlorocyclopentadiene	0/22		1.00E-02 - 2.00E-02	NT	5.23E-03	mg/L
Hexachloroethane	0/22		1.00E-02 - 2.00E-02	NT	5.23E-03	mg/L
Indeno(1,2,3-cd)pyrene	0/22		1.00E-02 - 2.00E-02	NT	5.23E-03	mg/L
Iodomethane	0/404		1.00E-03 - 5.00E-03	NT	2.32E-03	mg/L
Isobutanol	0/20		5.00E-02 - 2.80E+00	NT	7.13E-01	mg/L
Isodrin	0/20		1.00E-02 - 1.00E-02	NT	5.00E-03	mg/L
Isophorone	0/22		1.00E-02 - 2.00E-02	NT	5.23E-03	mg/L
Isosafrole	0/20		1.00E-02 - 1.00E-02	NT	5.00E-03	mg/L
Kepone	0/20		1.00E-02 - 1.00E-02	NT	5.00E-03	mg/L
Lindane	0/20		5.00E-05 - 2.00E-04	NT	6.31E-05	mg/L
Methacrylonitrile	0/20		5.00E-03 - 2.00E-02	NT	6.25E-03	mg/L
Methapyrilene	0/20		1.00E-02 - 1.00E-02	NT	5.00E-03	mg/L
Methoxychlor	0/20		5.00E-04 - 4.00E-02	NT	1.01E-02	mg/L
Methyl methacrylate	0/20		5.00E-03 - 2.00E-02	NT	6.25E-03	mg/L
Methyl methanesulfonate	0/20		1.00E-02 - 1.00E-02	NT	5.00E-03	mg/L
Methyl parathion	0/20		1.00E-02 - 1.00E-02	NT	5.00E-03	mg/L
Methylene chloride	39/404	4.60E-05 - 1.80E-02	5.00E-05 - 1.00E-02	N	3.43E-03	mg/L
N-Nitroso-di-n-butylamine	0/20		1.00E-02 - 1.00E-02	NT	5.00E-03	mg/L
N-Nitroso-di-n-propylamine	0/22		1.00E-02 - 2.00E-02	NT	5.23E-03	mg/L
N-Nitrosodiethylamine	0/20		1.00E-02 - 1.00E-02	NT	5.00E-03	mg/L
N-Nitrosodimethylamine	0/20		1.00E-02 - 1.00E-02	NT	5.00E-03	mg/L
N-Nitrosodiphenylamine	0/22		1.00E-02 - 2.00E-02	NT	5.23E-03	mg/L
N-Nitrosomethylethylamine	0/20		1.00E-02 - 1.00E-02	NT	5.00E-03	mg/L
N-Nitrosopiperidine	0/20		1.00E-02 - 1.00E-02	NT	5.00E-03	mg/L
N-Nitrosopyrrolidine	0/20		1.00E-02 - 1.00E-02	NT	5.00E-03	mg/L
Naphthalene	0/22		1.00E-02 - 2.00E-02	NT	5.23E-03	mg/L
Nitrobenzene	0/22		1.00E-02 - 2.00E-02	NT	5.23E-03	mg/L
O,O,O-Triethylphosphorothioate	0/20		1.00E-02 - 1.00E-02	NT	5.00E-03	mg/L
PCB-1016	0/20		1.00E-04 - 6.00E-04	NT	3.12E-04	mg/L
PCB-1221	0/20		1.00E-04 - 6.00E-04	NT	3.12E-04	mg/L
PCB-1232	0/20		1.00E-04 - 6.00E-04	NT	3.12E-04	mg/L
PCB-1242	0/20		1.00E-04 - 6.00E-04	NT	3.12E-04	mg/L
PCB-1248	0/20		1.00E-04 - 6.00E-04	NT	3.12E-04	mg/L
PCB-1254	1/20	9.00E-04 - 9.00E-04	1.00E-04 - 5.90E-04	N	3.27E-04	mg/L
PCB-1260	0/20		5.00E-04 - 1.10E-03	NT	8.12E-04	mg/L
Parathion	0/20		1.00E-02 - 1.00E-02	NT	5.00E-03	mg/L
Pentachlorobenzene	0/20		1.00E-02 - 1.00E-02	NT	5.00E-03	mg/L
Pentachlorodibenzofuran	0/20		1.00E-08 - 1.00E-08	NT	5.00E-09	mg/L
Pentachloroethane	0/20		1.00E-02 - 1.00E-02	NT	5.00E-03	mg/L

Table 2.5 Data summary for all analytes (continued)

----- AREA_CODE=i MEDIA=RGa Groundwater -----
(continued)

Analyte	Frequency of Detection	Detected Range	Nondetected Range	Distribution	Arithmetic Mean	Units
Pentachloronitrobenzene	0/20		1.00E-02 - 1.00E-02	NT	5.00E-03	mg/L
Pentachlorophenol	0/22		1.00E-03 - 5.00E-02	NT	1.23E-02	mg/L
Phenacetin	0/20		1.00E-02 - 1.00E-02	NT	5.00E-03	mg/L
Phenanthrene	0/22		1.00E-02 - 2.00E-02	NT	5.23E-03	mg/L
Phenol	0/22		1.00E-03 - 2.00E-02	NT	3.18E-03	mg/L
Phorate	0/20		1.00E-02 - 1.00E-02	NT	5.00E-03	mg/L
Polychlorinated biphenyl	1/87	1.00E-04 - 1.00E-04	1.00E-04 - 1.70E-04	N	1.01E-04	mg/L
Pronamide	0/20		1.00E-02 - 1.00E-02	NT	5.00E-03	mg/L
Pyrene	0/22		1.00E-02 - 2.00E-02	NT	5.23E-03	mg/L
Silvex	0/20		4.67E-05 - 1.07E-03	NT	2.79E-04	mg/L
Styrene	0/404		5.00E-05 - 1.00E-02	NT	2.46E-03	mg/L
Tetrachloroethene	4/460	6.90E-05 - 2.00E-03	5.00E-05 - 1.00E-02	N	2.37E-03	mg/L
Thionazin	0/20		1.00E-02 - 1.00E-02	NT	5.00E-03	mg/L
Toluene	15/505	4.70E-05 - 9.00E-03	5.00E-05 - 5.00E-03	N	2.33E-03	mg/L
Toxaphene	0/20		1.00E-03 - 3.00E-03	NT	1.01E-03	mg/L
Trans-1,4-Dichloro-2-butene	0/372		1.00E-03 - 1.00E-01	NT	5.72E-03	mg/L
Trichloroethene	317/611	6.50E-05 - 4.70E-02	1.00E-03 - 1.00E-02	N	3.66E-03	mg/L
Trichlorofluoromethane	7/404	5.50E-05 - 2.00E-03	5.00E-05 - 1.00E-02	N	2.37E-03	mg/L
Vinyl acetate	0/404		1.00E-03 - 5.00E-02	NT	4.04E-03	mg/L
Vinyl chloride	1/526	1.00E-03 - 1.00E-03	5.00E-05 - 1.00E-02	N	3.38E-03	mg/L
alpha-BHC	0/20		5.00E-05 - 1.00E-02	NT	2.51E-03	mg/L
alpha-Chlordane	0/10		5.00E-05 - 6.00E-05	NT	2.62E-05	mg/L
beta-BHC	0/20		5.00E-05 - 4.00E-02	NT	1.00E-02	mg/L
cis-1,2-Dichloroethene	13/451	5.10E-05 - 2.00E-03	5.00E-05 - 7.00E-02	N	6.07E-03	mg/L
cis-1,3-Dichloropropene	0/404		5.00E-05 - 1.50E-02	NT	2.59E-03	mg/L
cis-1,4-Dichloro-2-Butene	0/20		1.00E-03 - 5.00E-03	NT	1.50E-03	mg/L
delta-BHC	0/20		5.00E-05 - 3.00E-02	NT	7.51E-03	mg/L
gamma-Chlordane	0/10		5.00E-05 - 6.00E-05	NT	2.62E-05	mg/L
m,p-Xylene	3/12	4.60E-05 - 1.50E-04	1.00E-04 - 1.00E-04	N	4.80E-05	mg/L
o-Toluidine	0/20		1.00E-02 - 1.00E-02	NT	5.00E-03	mg/L
p-Dimethylaminoazobenzene	0/20		1.00E-02 - 1.00E-02	NT	5.00E-03	mg/L
p-Phenylenediamine	0/20		1.00E-02 - 1.00E-02	NT	5.00E-03	mg/L
trans-1,2-Dichloroethene	2/516	5.40E-05 - 2.00E-03	5.00E-05 - 1.00E-01	N	6.51E-03	mg/L
trans-1,3-Dichloropropene	1/404	1.70E-04 - 1.70E-04	5.00E-05 - 1.00E-02	N	2.53E-03	mg/L
Alpha activity	424/612	1.00E-01 - 3.13E+01	-4.40E+01 - 1.00E+03	N	4.68E+01	pCi/L
Americium-241	3/7	1.00E-01 - 8.00E-01	-1.90E+00 - -3.00E-01	N	-1.64E-01	pCi/L
Beta activity	608/642	1.00E+00 - 1.35E+03	-3.00E+00 - 1.00E+03	N	4.17E+01	pCi/L
Cesium-137	5/7	1.00E-01 - 6.00E-01	-4.00E-01 - 0.00E+00	N	9.29E-02	pCi/L
Cobalt-60	5/7	1.00E-01 - 1.20E+00	-4.00E-01 - 0.00E+00	N	1.71E-01	pCi/L
Neptunium-237	2/3	1.00E-01 - 5.00E-01	-9.41E-04 - -9.41E-04	N	9.98E-02	pCi/L

Table 2.5 Data summary for all analytes (continued)

----- AREA_CODE=i MEDIA=RGa Groundwater -----
(continued)

Analyte	Frequency of Detection	Detected Range	Nondetected Range	Distribution	Arithmetic Mean	Units
Plutonium-239	0/3		-1.60E-01 - 0.00E+00	NT	-2.67E-02	pCi/L
Radium-226	8/8	2.00E-01 - 9.00E-01		N	2.44E-01	pCi/L
Radon-222	30/30	2.08E+02 - 9.30E+02		L	2.52E+02	pCi/L
Technetium-99	496/671	1.00E+00 - 1.40E+03	-8.00E+00 - 2.50E+01	L	4.41E+01	pCi/L
Thorium-230	2/2	3.00E-01 - 4.00E-01		N	1.75E-01	pCi/L
Thorium-234	1/1	6.00E-01 - 6.00E-01		NT	3.00E-01	pCi/L
Uranium-234	0/1			NT		pCi/L
Uranium-235	0/1			NT		
Uranium-238	0/1			NT		pCi/L

----- AREA_CODE=i MEDIA=UCRS Groundwater -----

Analyte	Frequency of Detection	Detected Range	Nondetected Range	Distribution	Arithmetic Mean	Units
Aluminum	9/9	5.49E-01 - 1.32E+01		L	2.29E+00	mg/L
Antimony	4/22	2.00E-03 - 2.35E-01	1.30E-03 - 1.85E-01	L	4.16E-03	mg/L
Arsenic	11/42	5.40E-03 - 5.70E-02	5.00E-03 - 5.00E-03	L	4.22E-03	mg/L
Barium	39/42	3.80E-02 - 1.19E+00	7.00E-02 - 7.00E-02	L	2.35E-01	mg/L
Beryllium	0/22		4.00E-03 - 1.50E-02	NT	3.45E-03	mg/L
Cadmium	2/46	1.80E-02 - 1.90E-02	1.00E-02 - 2.50E-02	N	6.00E-03	mg/L
Calcium	18/18	1.48E+01 - 1.28E+02		L	3.43E+01	mg/L
Chloride	43/45	1.47E+00 - 9.79E+01	2.00E+00 - 1.00E+01	L	2.37E+01	mg/L
Chromium	4/46	5.40E-02 - 1.46E-01	5.00E-02 - 6.00E-02	N	2.68E-02	mg/L
Chromium, hexavalent	0/4		1.00E-02 - 1.00E-02	NT	5.00E-03	mg/L
Cobalt	1/22	6.60E-02 - 6.60E-02	4.50E-02 - 5.00E-02	L	2.48E-02	mg/L
Copper	29/46	1.20E-02 - 1.32E+00	1.00E-02 - 2.50E-02	L	1.44E-01	mg/L
Fluoride	36/41	2.20E-01 - 8.90E+00	1.00E-01 - 1.00E-01	L	6.63E-01	mg/L
Iron	46/46	6.90E-02 - 6.06E+01		L	3.12E+00	mg/L
Lead	5/37	5.70E-02 - 2.35E-01	5.00E-02 - 2.50E-01	L	2.52E-02	mg/L
Magnesium	18/18	5.27E+00 - 4.37E+01		L	9.80E+00	mg/L
Manganese	17/18	2.20E-02 - 8.06E+00	5.00E-03 - 5.00E-03	L	5.85E-01	mg/L
Mercury	3/33	4.00E-04 - 5.00E-04	2.00E-04 - 2.00E-04	N	1.11E-04	mg/L
Molybdenum	0/9		5.00E-02 - 5.00E-02	NT	2.50E-02	mg/L
Nickel	7/45	7.60E-02 - 5.95E-01	5.00E-02 - 1.00E-01	L	1.79E-02	mg/L
Nitrate	1/1	2.10E+00 - 2.10E+00		NT	1.05E+00	mg/L
Nitrate as Nitrogen	25/40	2.80E-01 - 2.30E+00	1.00E-01 - 1.00E+00	N	4.81E-01	mg/L
Potassium	6/13	2.08E+00 - 1.36E+01	2.00E+00 - 1.05E+01	N	3.29E+00	mg/L

Table 2.5 Data summary for all analytes (continued)

----- AREA_CODE=i MEDIA=UCRS Groundwater -----
(continued)

Analyte	Frequency of Detection	Detected Range	Nondetected Range	Distribution	Arithmetic Mean	Units
Selenium	1/37	5.00E-03 - 5.00E-03	5.00E-03 - 5.00E-03	N	2.50E-03	mg/L
Silica	9/9	1.10E+01 - 3.50E+01		N	1.12E+01	mg/L
Silver	1/33	4.50E-02 - 4.50E-02	3.00E-02 - 6.00E-02	L	1.74E-02	mg/L
Sodium	43/43	1.68E+01 - 1.49E+02		N	3.09E+01	mg/L
Sulfate	12/12	1.60E+01 - 1.90E+02		L	4.97E+01	mg/L
Tetraoxo-sulfate(1-)	29/29	6.20E+00 - 3.76E+02		L	6.50E+01	mg/L
Thallium	1/17	8.20E-03 - 8.20E-03	1.50E-03 - 6.00E-02	L	2.60E-02	mg/L
Total Phosphate as Phosphorus	0/4		2.00E+00 - 2.00E+00	NT	1.00E+00	mg/L
Uranium	32/59	1.00E-03 - 6.40E-01	1.00E-03 - 1.00E-03	L	5.58E-03	mg/L
Vanadium	16/17	5.00E-02 - 4.33E-01	5.00E-02 - 5.00E-02	L	2.18E-01	mg/L
Zinc	38/46	6.00E-03 - 1.88E+00	5.00E-03 - 3.00E-02	L	1.71E-01	mg/L
1,1,1,2-Tetrachloroethane	0/8		1.00E-03 - 5.00E-03	NT	1.50E-03	mg/L
1,1,1-Trichloroethane	0/48		1.00E-03 - 5.00E-03	NT	2.33E-03	mg/L
1,1,2,2-Tetrachloroethane	0/28		1.00E-03 - 5.00E-03	NT	2.21E-03	mg/L
1,1,2-Trichloroethane	0/48		1.00E-03 - 5.00E-03	NT	2.33E-03	mg/L
1,1-Dichloroethane	0/48		1.00E-03 - 5.00E-03	NT	2.33E-03	mg/L
1,1-Dichloroethene	0/48		1.00E-03 - 5.00E-03	NT	2.33E-03	mg/L
1,2,3-Trichloropropane	0/28		1.00E-03 - 1.50E-02	NT	3.64E-03	mg/L
1,2-Dibromo-3-chloropropane	0/8		1.00E-03 - 5.00E-03	NT	1.50E-03	mg/L
1,2-Dibromoethane	0/8		1.00E-03 - 5.00E-03	NT	1.50E-03	mg/L
1,2-Dichlorobenzene	0/8		1.00E-03 - 5.00E-03	NT	1.50E-03	mg/L
1,2-Dichloroethane	0/48		1.00E-03 - 5.00E-03	NT	2.33E-03	mg/L
1,2-Dichloroethene	0/4		1.00E-03 - 1.00E-03	NT	5.00E-04	mg/L
1,2-Dichloropropane	0/8		1.00E-03 - 5.00E-03	NT	1.50E-03	mg/L
1,3-Dichlorobenzene	0/4		1.00E-03 - 1.00E-03	NT	5.00E-04	mg/L
1,4-Dichlorobenzene	0/8		1.00E-03 - 5.00E-03	NT	1.50E-03	mg/L
1,4-Difluorobenzene	0/4		5.00E-03 - 5.00E-03	NT	2.50E-03	mg/L
2-Butanone	3/28	4.00E-03 - 7.00E-03	5.00E-03 - 1.00E-01	L	4.59E-03	mg/L
2-Chloroethyl vinyl ether	0/28		1.00E-03 - 2.00E-02	NT	4.00E-03	mg/L
2-Hexanone	0/28		5.00E-03 - 5.00E-02	NT	1.25E-02	mg/L
4-Methyl-2-pentanone	0/28		5.00E-03 - 1.00E-01	NT	1.96E-02	mg/L
Acetone	4/28	2.00E-03 - 1.50E-02	5.00E-03 - 1.00E-01	L	4.80E-03	mg/L
Acrolein	0/31		1.00E-03 - 1.00E-01	NT	2.89E-02	mg/L
Acrylonitrile	0/31		5.00E-03 - 2.00E-01	NT	4.40E-02	mg/L
Benzene	1/48	5.00E-03 - 5.00E-03	1.00E-03 - 5.00E-03	N	2.33E-03	mg/L
Bromochloromethane	0/24		1.00E-03 - 5.00E-03	NT	2.17E-03	mg/L
Bromodichloromethane	1/49	9.00E-03 - 9.00E-03	1.00E-03 - 5.00E-03	N	2.38E-03	mg/L
Bromoform	0/28		1.00E-03 - 5.00E-03	NT	2.21E-03	mg/L
Bromomethane	0/28		1.00E-03 - 1.00E-02	NT	2.93E-03	mg/L
Carbon disulfide	0/28		1.00E-03 - 1.00E-01	NT	1.58E-02	mg/L

Table 2.5 Data summary for all analytes (continued)

----- AREA_CODE=i MEDIA=UCRS Groundwater -----
(continued)

Analyte	Frequency of Detection	Detected Range	Nondetected Range	Distribution	Arithmetic Mean	Units
Carbon tetrachloride	0/48		1.00E-03 - 5.00E-03	NT	2.33E-03	mg/L
Chlorobenzene	0/28		1.00E-03 - 5.00E-03	NT	2.21E-03	mg/L
Chloroethane	0/28		1.00E-03 - 1.00E-02	NT	3.29E-03	mg/L
Chloroform	3/50	2.00E-03 - 2.40E-02	1.00E-03 - 5.00E-03	N	2.50E-03	mg/L
Chloromethane	0/28		1.00E-03 - 1.00E-02	NT	2.93E-03	mg/L
Dibromochloromethane	1/29	2.00E-03 - 2.00E-03	1.00E-03 - 5.00E-03	N	2.17E-03	mg/L
Dibromomethane	0/28		1.00E-03 - 5.00E-03	NT	2.21E-03	mg/L
Dichlorodifluoromethane	3/28	1.00E-03 - 6.00E-03	1.00E-03 - 5.00E-03	N	2.34E-03	mg/L
Dimethylbenzene	0/48		1.00E-03 - 1.00E-02	NT	2.85E-03	mg/L
Ethanol	3/28	7.00E-03 - 2.40E-02	5.00E-02 - 1.00E+00	L	1.88E-02	mg/L
Ethyl methacrylate	0/28		1.00E-03 - 1.00E-02	NT	2.93E-03	mg/L
Ethylbenzene	0/48		1.00E-03 - 5.00E-03	NT	2.33E-03	mg/L
Iodomethane	0/28		1.00E-03 - 5.00E-03	NT	2.21E-03	mg/L
Methylene chloride	10/28	1.00E-03 - 1.30E-02	1.00E-03 - 1.00E-02	L	3.12E-03	mg/L
Polychlorinated biphenyl	0/29		1.00E-04 - 1.70E-04	NT	1.02E-04	mg/L
Styrene	0/28		1.00E-03 - 1.00E-02	NT	2.93E-03	mg/L
Tetrachloroethene	0/28		1.00E-03 - 5.00E-03	NT	2.21E-03	mg/L
Toluene	0/48		1.00E-03 - 5.00E-03	NT	2.33E-03	mg/L
Trans-1,4-Dichloro-2-butene	0/28		1.00E-03 - 1.00E-01	NT	1.58E-02	mg/L
Trichloroethene	9/89	1.00E-03 - 5.60E-02	1.00E-03 - 1.00E-03	N	2.20E-03	mg/L
Trichlorofluoromethane	0/28		1.00E-03 - 5.00E-03	NT	2.21E-03	mg/L
Vinyl acetate	0/28		1.00E-03 - 5.00E-02	NT	9.00E-03	mg/L
Vinyl chloride	0/48		1.00E-03 - 1.00E-02	NT	4.10E-03	mg/L
cis-1,2-Dichloroethene	0/28		1.00E-03 - 5.00E-03	NT	4.43E-03	mg/L
cis-1,3-Dichloropropene	0/28		1.00E-03 - 1.00E-02	NT	2.93E-03	mg/L
trans-1,2-Dichloroethene	0/48		1.00E-03 - 5.00E-03	NT	4.67E-03	mg/L
trans-1,3-Dichloropropene	0/28		1.00E-03 - 1.00E-02	NT	2.93E-03	mg/L
Alpha activity	63/80	2.00E-01 - 3.49E+02	-1.07E+01 - 1.00E+03	L	1.25E+01	pCi/L
Americium-241	0/4		-1.50E+00 --1.00E-01	NT	-4.25E-01	pCi/L
Beta activity	75/80	1.00E+00 - 1.00E+03	-4.00E+00 - 1.00E+03	L	3.60E+01	pCi/L
Cesium-137	3/4	2.00E-01 - 9.00E-01	-7.00E-01 --7.00E-01	N	8.75E-02	pCi/L
Cobalt-60	4/4	7.00E-01 - 1.40E+00		N	5.13E-01	pCi/L
Radium-226	3/4	3.00E-01 - 7.00E-01	0.00E+00 - 0.00E+00	N	1.63E-01	pCi/L
Radon-222	5/5	2.88E+02 - 5.19E+02		N	1.91E+02	pCi/L
Technetium-99	77/91	1.00E+00 - 3.39E+02	-4.00E+00 - 0.00E+00	L	2.77E+01	pCi/L

Table 2.5 Data summary for all analytes (continued)

----- AREA_CODE=j MEDIA=McNairy Groundwater -----

Analyte	Frequency of Detection	Detected Range	Nondetected Range	Distribution	Arithmetic Mean	Units
Aluminum	2/2	2.16E-01 - 2.04E+00		N	5.64E-01	mg/L
Antimony	0/2		6.00E-02 - 6.00E-02	NT	3.00E-02	mg/L
Arsenic	1/2	8.54E-02 - 8.54E-02	5.00E-03 - 5.00E-03	N	2.26E-02	mg/L
Barium	2/2	6.80E-02 - 1.27E-01		N	4.88E-02	mg/L
Beryllium	0/2		4.00E-03 - 4.00E-03	NT	2.00E-03	mg/L
Cadmium	0/2		1.00E-02 - 1.00E-02	NT	5.00E-03	mg/L
Calcium	2/2	2.91E+01 - 5.51E+01		N	2.11E+01	mg/L
Chloride	2/2	1.00E+01 - 3.40E+01		N	1.10E+01	mg/L
Chromium	0/2		5.00E-02 - 5.00E-02	NT	2.50E-02	mg/L
Cobalt	0/2		5.00E-02 - 5.00E-02	NT	2.50E-02	mg/L
Copper	0/2		1.00E-02 - 1.00E-02	NT	5.00E-03	mg/L
Fluoride	2/2	1.30E-01 - 1.60E-01		N	1.45E-01	mg/L
Iron	1/2	1.22E-01 - 1.22E-01	1.00E-02 - 1.00E-02	N	3.30E-02	mg/L
Magnesium	2/2	1.31E+00 - 9.50E+00		N	2.70E+00	mg/L
Manganese	2/2	8.80E-02 - 3.02E+00		N	7.77E-01	mg/L
Molybdenum	1/2	3.15E-01 - 3.15E-01	5.00E-02 - 5.00E-02	N	9.13E-02	mg/L
Nickel	0/2		5.00E-02 - 5.00E-02	NT	2.50E-02	mg/L
Nitrate as Nitrogen	0/2		1.00E+00 - 1.00E+00	NT	5.00E-01	mg/L
Potassium	1/2	8.88E+00 - 8.88E+00	2.00E+00 - 2.00E+00	N	2.72E+00	mg/L
Silica	2/2	2.00E+00 - 1.70E+01		N	4.75E+00	mg/L
Sodium	2/2	1.52E+01 - 2.63E+01		N	1.04E+01	mg/L
Sulfate	2/2	2.60E+01 - 1.56E+02		N	4.55E+01	mg/L
Thallium	1/2	1.03E-01 - 1.03E-01	6.00E-02 - 6.00E-02	N	4.08E-02	mg/L
Uranium	1/2	1.00E-03 - 1.00E-03	1.00E-03 - 1.00E-03	N	1.00E-03	mg/L
Vanadium	2/2	1.01E-01 - 1.07E-01		N	5.20E-02	mg/L
Zinc	0/2		5.00E-03 - 5.00E-03	NT	2.50E-03	mg/L
1,1,1-Trichloroethane	0/2		5.00E-03 - 5.00E-03	NT	2.50E-03	mg/L
1,1,2-Trichloroethane	0/2		5.00E-03 - 5.00E-03	NT	2.50E-03	mg/L
1,2-Dichloroethane	0/2		5.00E-03 - 5.00E-03	NT	2.50E-03	mg/L
Bromodichloromethane	0/2		5.00E-03 - 5.00E-03	NT	2.50E-03	mg/L
Carbon tetrachloride	0/2		5.00E-03 - 5.00E-03	NT	2.50E-03	mg/L
Chloroform	0/2		5.00E-03 - 5.00E-03	NT	2.50E-03	mg/L
Tetrachloroethene	0/2		5.00E-03 - 5.00E-03	NT	2.50E-03	mg/L
Trichloroethene	0/2		1.00E-03 - 1.00E-03	NT	1.00E-03	mg/L
Vinyl chloride	0/2		1.00E-03 - 1.00E-02	NT	5.50E-03	mg/L
cis-1,2-Dichloroethene	0/2		5.00E-03 - 5.00E-03	NT	5.00E-03	mg/L
trans-1,2-Dichloroethene	0/2		5.00E-03 - 5.00E-03	NT	5.00E-03	mg/L
Alpha activity	2/2	8.00E-01 - 1.00E+00		N	4.50E-01	pCi/L
Beta activity	2/2	6.00E+00 - 4.30E+01		N	1.23E+01	pCi/L
Neptunium-237	0/2		-5.00E-01 --3.00E-01	NT	-2.00E-01	pCi/L
Plutonium-239	0/2		0.00E+00 - 0.00E+00	NT	0.00E+00	pCi/L

Table 2.5 Data summary for all analytes (continued)

----- AREA_CODE=j MEDIA=McNairy Groundwater -----
(continued)

Analyte	Frequency of Detection	Detected Range	Nondetected Range	Distribution	Arithmetic Mean	Units
Technetium-99	2/2	1.30E+01 - 1.60E+01		N	1.45E+01	pCi/L
Thorium-230	1/2	1.00E-01 - 1.00E-01	0.00E+00 - 0.00E+00	N	2.50E-02	pCi/L

----- AREA_CODE=j MEDIA=RGa Groundwater -----

Analyte	Frequency of Detection	Detected Range	Nondetected Range	Distribution	Arithmetic Mean	Units
Aluminum	4/4	1.12E+00 - 7.84E+00		N	1.48E+00	mg/L
Antimony	0/4		6.00E-02 - 6.00E-02	NT	3.00E-02	mg/L
Arsenic	2/4	6.10E-03 - 9.10E-03	5.00E-03 - 5.00E-03	N	3.15E-03	mg/L
Barium	4/4	3.60E-02 - 1.11E-01		N	3.11E-02	mg/L
Beryllium	0/4		4.00E-03 - 4.00E-03	NT	2.00E-03	mg/L
Cadmium	0/4		1.00E-02 - 1.00E-02	NT	5.00E-03	mg/L
Calcium	4/4	1.22E+01 - 1.34E+02		N	3.92E+01	mg/L
Chloride	4/4	5.00E+00 - 1.80E+01		N	5.63E+00	mg/L
Chromium	0/4		5.00E-02 - 5.00E-02	NT	2.50E-02	mg/L
Cobalt	0/4		5.00E-02 - 5.00E-02	NT	2.50E-02	mg/L
Copper	1/4	1.10E-02 - 1.10E-02	1.00E-02 - 1.00E-02	N	5.13E-03	mg/L
Fluoride	1/4	1.80E-01 - 1.80E-01	1.00E-01 - 1.00E-01	N	1.20E-01	mg/L
Iron	4/4	2.10E-02 - 1.03E+01		N	2.09E+00	mg/L
Magnesium	4/4	1.04E-01 - 1.81E+01		N	2.94E+00	mg/L
Manganese	4/4	4.40E-02 - 5.55E+00		N	8.10E-01	mg/L
Molybdenum	2/4	5.00E-02 - 2.86E-01	5.00E-02 - 5.00E-02	N	5.45E-02	mg/L
Nickel	1/4	5.20E-02 - 5.20E-02	5.00E-02 - 5.00E-02	N	2.53E-02	mg/L
Nitrate as Nitrogen	1/4	3.40E+00 - 3.40E+00	1.00E+00 - 1.00E+00	N	8.00E-01	mg/L
Potassium	3/4	3.21E+00 - 1.94E+01	2.00E+00 - 2.00E+00	N	4.49E+00	mg/L
Silica	4/4	7.00E+00 - 3.20E+01		N	7.50E+00	mg/L
Sodium	4/4	3.35E+00 - 2.26E+01		N	6.54E+00	mg/L
Sulfate	4/4	3.20E+01 - 7.42E+02		N	1.93E+02	mg/L
Thallium	3/4	9.50E-02 - 1.35E-01	6.00E-02 - 6.00E-02	N	5.23E-02	mg/L
Uranium	0/4		1.00E-03 - 1.00E-03	NT	1.00E-03	mg/L
Vanadium	3/4	7.10E-02 - 1.92E-01	5.00E-02 - 5.00E-02	N	5.69E-02	mg/L
Zinc	4/4	1.20E-02 - 4.10E-02		N	1.24E-02	mg/L
1,1,1-Trichloroethane	0/4		5.00E-03 - 5.00E-03	NT	2.50E-03	mg/L
1,1,2-Trichloroethane	0/4		5.00E-03 - 5.00E-03	NT	2.50E-03	mg/L
1,2-Dichloroethane	0/4		5.00E-03 - 5.00E-03	NT	2.50E-03	mg/L
2-Butanone	1/1	1.60E-02 - 1.60E-02		NT	8.00E-03	mg/L

Table 2.5 Data summary for all analytes (continued)

----- AREA_CODE=j MEDIA=RGa Groundwater -----
(continued)

Analyte	Frequency of Detection	Detected Range	Nondetected Range	Distribution	Arithmetic Mean	Units
Bromodichloromethane	0/4		5.00E-03 - 5.00E-03	NT	2.50E-03	mg/L
Carbon tetrachloride	0/4		5.00E-03 - 5.00E-03	NT	2.50E-03	mg/L
Chloroform	0/4		5.00E-03 - 5.00E-03	NT	2.50E-03	mg/L
Tetrachloroethene	0/4		5.00E-03 - 5.00E-03	NT	2.50E-03	mg/L
Trichloroethene	0/4		1.00E-03 - 1.00E-03	NT	1.00E-03	mg/L
Vinyl chloride	0/4		1.00E-03 - 1.00E-02	NT	5.50E-03	mg/L
cis-1,2-Dichloroethene	0/4		5.00E-03 - 5.00E-03	NT	5.00E-03	mg/L
trans-1,2-Dichloroethene	0/4		5.00E-03 - 5.00E-03	NT	5.00E-03	mg/L
Alpha activity	4/4	2.00E-01 - 2.20E+00		N	4.50E-01	pCi/L
Beta activity	4/4	1.00E+00 - 4.30E+01		N	9.63E+00	pCi/L
Neptunium-237	2/4	1.00E-01 - 4.00E-01	-2.00E-01 --1.00E-01	N	2.50E-02	pCi/L
Plutonium-239	0/4		0.00E+00 - 0.00E+00	NT	0.00E+00	pCi/L
Technetium-99	4/4	1.20E+01 - 1.90E+01		N	1.63E+01	pCi/L
Thorium-230	3/4	1.00E-01 - 2.00E-01	0.00E+00 - 0.00E+00	N	6.25E-02	pCi/L

----- AREA_CODE=k MEDIA=Other Groundwater -----

Analyte	Frequency of Detection	Detected Range	Nondetected Range	Distribution	Arithmetic Mean	Units
Aluminum	37/55	2.14E-01 - 8.77E+01	6.25E-01 - 1.00E+00	L	4.86E+00	mg/L
Ammonia as Nitrogen	1/3	6.23E+00 - 6.23E+00	3.00E-02 - 3.00E-02	N	1.05E+00	mg/L
Antimony	2/40	2.38E-02 - 5.23E-02	2.00E-02 - 2.50E-01	N	6.86E-02	mg/L
Arsenic	5/75	1.60E-03 - 2.10E-02	1.00E-03 - 5.00E-03	N	2.48E-03	mg/L
Barium	42/75	3.41E-02 - 2.78E-01	5.00E-02 - 7.00E-02	L	8.41E-02	mg/L
Beryllium	6/40	1.90E-03 - 6.28E-02	1.00E-03 - 2.50E-02	L	1.12E-03	mg/L
Cadmium	1/75	1.60E-02 - 1.60E-02	2.00E-03 - 1.00E-01	L	3.65E-02	mg/L
Calcium	37/37	3.94E+00 - 4.39E+02		L	6.32E+01	mg/L
Chloride	35/35	2.70E+00 - 7.74E+01		L	9.28E+00	mg/L
Chlorine, Total Residual	0/1		2.50E-01 - 2.50E-01	NT	1.25E-01	mg/L
Chromium	10/37	2.00E-03 - 8.50E-02	2.00E-03 - 6.00E-02	N	2.42E-02	mg/L
Chromium, hexavalent	0/43		1.00E-02 - 2.50E-01	NT	1.23E-02	mg/L
Cobalt	11/40	3.50E-03 - 1.01E+00	3.00E-03 - 1.00E-01	L	2.06E-02	mg/L
Copper	13/40	4.30E-03 - 3.40E-02	2.00E-03 - 1.00E-01	L	1.14E-02	mg/L
Cyanide	0/4		3.00E-03 - 3.00E-03	NT	1.50E-03	mg/L
Fluoride	24/32	1.60E-01 - 6.40E-01	1.00E-01 - 1.00E-01	L	3.02E-01	mg/L
Iron	61/72	2.38E-01 - 1.23E+03	2.00E-01 - 5.00E-01	L	7.91E+01	mg/L
Kjeldahl Nitrogen	3/4	3.50E-01 - 1.38E+00	2.00E+00 - 2.00E+00	N	6.33E-01	mg/L

Table 2.5 Data summary for all analytes (continued)

----- AREA_CODE=k MEDIA=Other Groundwater -----
(continued)

Analyte	Frequency of Detection	Detected Range	Nondetected Range	Distribution	Arithmetic Mean	Units
Lead	14/72	1.60E-03 - 1.78E+00	1.00E-03 - 2.50E-01	N	1.26E-01	mg/L
Magnesium	72/72	1.52E+00 - 1.72E+02		L	3.17E+01	mg/L
Manganese	70/72	3.20E-02 - 6.00E+01	2.00E-02 - 5.00E-02	L	6.59E+00	mg/L
Mercury	1/35	3.00E-04 - 3.00E-04	2.00E-04 - 4.00E-04	L	1.04E-04	mg/L
Molybdenum	0/12		5.00E-02 - 1.00E-01	NT	2.94E-02	mg/L
Nickel	23/75	7.70E-03 - 7.76E-01	5.00E-02 - 1.00E-01	L	6.12E-02	mg/L
Nitrate as Nitrogen	10/32	1.00E+00 - 3.80E+00	1.00E+00 - 1.00E+00	L	1.03E+00	mg/L
Nitrate/Nitrite	2/4	2.10E-01 - 2.20E-01	5.00E-02 - 5.00E-02	N	6.63E-02	mg/L
Orthophosphate	0/3		1.00E-03 - 1.00E-01	NT	2.52E-02	mg/L
Phosphorous	0/1		1.00E-01 - 1.00E-01	NT	5.00E-02	mg/L
Potassium	38/69	6.04E-01 - 2.46E+01	2.00E+00 - 1.05E+01	N	5.61E+00	mg/L
Selenium	3/38	1.10E-03 - 4.90E-03	1.00E-03 - 5.00E-03	L	1.08E-03	mg/L
Silica	49/50	1.00E+01 - 5.02E+02	1.00E+01 - 1.00E+01	L	4.65E+01	mg/L
Silver	1/31	2.20E-03 - 2.20E-03	2.00E-03 - 6.00E-02	N	2.22E-02	mg/L
Sodium	72/72	8.18E+00 - 2.05E+02		L	2.56E+01	mg/L
Strontium	30/38	4.07E-01 - 2.33E+00	5.00E-01 - 1.21E+00	N	5.38E-01	mg/L
Sulfate	3/3	1.38E+01 - 1.98E+03		N	3.43E+02	mg/L
Sulfide	2/4	2.40E+00 - 2.40E+00	1.00E+00 - 1.00E+00	N	8.50E-01	mg/L
Tetraoxo-sulfate(1-)	29/29	1.70E+00 - 4.87E+03		L	8.46E+02	mg/L
Thallium	0/17		1.00E-03 - 4.70E-01	NT	2.84E-02	mg/L
Tin	1/4	1.05E-02 - 1.05E-02	1.00E-02 - 1.00E-02	N	5.06E-03	mg/L
Total Phosphate as Phosphorus	1/3	3.40E-01 - 3.40E-01	1.00E-01 - 1.00E-01	N	9.00E-02	mg/L
Uranium	48/77	1.00E-03 - 1.40E-02	1.00E-03 - 1.00E-03	N	2.77E-03	mg/L
Vanadium	15/17	1.70E-03 - 3.07E-01	5.00E-02 - 5.00E-02	L	7.43E-02	mg/L
Zinc	23/40	4.00E-03 - 1.99E+00	5.00E-03 - 2.50E-01	L	5.14E-02	mg/L
1,1,1,2-Tetrachloroethane	0/4		5.00E-03 - 5.00E-03	NT	2.50E-03	mg/L
1,1,1-Trichloroethane	3/70	6.00E-03 - 4.40E-02	5.00E-03 - 2.50E-01	N	9.80E-03	mg/L
1,1,2,2-Tetrachloroethane	0/9		5.00E-03 - 5.00E-03	NT	2.50E-03	mg/L
1,1,2-Trichloroethane	0/70		5.00E-03 - 2.50E-01	NT	9.50E-03	mg/L
1,1-Dichloroethane	11/70	3.00E-03 - 1.40E-01	5.00E-03 - 2.50E-01	N	1.21E-02	mg/L
1,1-Dichloroethene	11/70	1.80E-02 - 4.60E-01	5.00E-03 - 2.50E-01	N	1.84E-02	mg/L
1,2,3-Trichloropropane	0/4		5.00E-03 - 5.00E-03	NT	2.50E-03	mg/L
1,2,4,5-Tetrachlorobenzene	0/4		1.00E-02 - 1.00E-02	NT	5.00E-03	mg/L
1,2,4-Trichlorobenzene	0/10		1.00E-02 - 1.00E-02	NT	5.00E-03	mg/L
1,2-Dibromo-3-chloropropane	0/4		5.00E-03 - 5.00E-03	NT	2.50E-03	mg/L
1,2-Dibromoethane	0/4		5.00E-03 - 5.00E-03	NT	2.50E-03	mg/L
1,2-Dichlorobenzene	0/12		4.00E-03 - 1.00E-02	NT	4.50E-03	mg/L
1,2-Dichloroethane	0/70		5.00E-03 - 2.50E-01	NT	9.50E-03	mg/L
1,2-Dichloroethene	2/9	3.40E-02 - 3.30E-01	5.00E-03 - 5.00E-03	L	1.78E-03	mg/L
1,2-Dichloropropane	0/9		5.00E-03 - 5.00E-03	NT	2.50E-03	mg/L

Table 2.5 Data summary for all analytes (continued)

----- AREA_CODE=k MEDIA=Other Groundwater -----
 (continued)

Analyte	Frequency of Detection	Detected Range	Nondetected Range	Distribution	Arithmetic Mean	Units
1,3,5-Trinitrobenzene	0/5		6.00E-03 - 1.00E-02	NT	4.60E-03	mg/L
1,3-Dichlorobenzene	0/12		4.00E-03 - 1.00E-02	NT	4.50E-03	mg/L
1,3-Dinitrobenzene	0/5		6.00E-03 - 2.00E-02	NT	8.60E-03	mg/L
1,4-Dichlorobenzene	0/12		3.00E-03 - 1.00E-02	NT	4.42E-03	mg/L
1,4-Dioxane	0/4		1.50E-01 - 1.50E-01	NT	7.50E-02	mg/L
1,4-Naphthoquinone	0/4		1.00E-02 - 2.00E-02	NT	6.25E-03	mg/L
1-Naphthalenamine	0/4		1.00E-02 - 5.00E-02	NT	1.00E-02	mg/L
2,3,4,6-Tetrachlorophenol	0/4		1.00E-02 - 3.00E-02	NT	7.50E-03	mg/L
2,4,5-T	0/4		2.00E-04 - 6.00E-04	NT	1.50E-04	mg/L
2,4,5-Trichlorophenol	0/10		1.00E-02 - 5.00E-02	NT	1.10E-02	mg/L
2,4,6-Trichlorophenol	0/10		1.00E-02 - 4.00E-02	NT	6.50E-03	mg/L
2,4-D	0/4		1.00E-03 - 3.60E-03	NT	8.25E-04	mg/L
2,4-Dichlorophenol	0/10		1.00E-02 - 3.00E-02	NT	6.00E-03	mg/L
2,4-Dimethylphenol	0/10		1.00E-02 - 1.00E-02	NT	5.00E-03	mg/L
2,4-Dinitrophenol	0/10		4.80E-02 - 5.00E-02	NT	2.45E-02	mg/L
2,4-Dinitrotoluene	0/10		1.00E-02 - 1.00E-02	NT	5.00E-03	mg/L
2,6-Dichlorophenol	0/4		1.00E-02 - 3.00E-02	NT	7.50E-03	mg/L
2,6-Dinitrotoluene	0/10		1.00E-02 - 1.00E-02	NT	5.00E-03	mg/L
2-Acetylaminofluorene	0/4		2.00E-02 - 2.00E-02	NT	1.00E-02	mg/L
2-Amino-4,6-Dinitrotoluene	0/1		2.60E-04 - 2.60E-04	NT	1.30E-04	mg/L
2-Butanone	0/9		1.00E-01 - 1.00E-01	NT	5.00E-02	mg/L
2-Chloro-1,3-butadiene	0/4		5.00E-03 - 5.00E-03	NT	2.50E-03	mg/L
2-Chloroethyl vinyl ether	0/4		1.00E-02 - 2.00E-02	NT	6.25E-03	mg/L
2-Chloronaphthalene	0/10		1.00E-02 - 1.00E-02	NT	5.00E-03	mg/L
2-Chlorophenol	0/10		1.00E-02 - 4.00E-02	NT	6.50E-03	mg/L
2-Hexanone	0/9		5.00E-02 - 5.00E-02	NT	2.50E-02	mg/L
2-Methyl-4,6-dinitrophenol	0/10		4.80E-02 - 5.00E-02	NT	2.45E-02	mg/L
2-Methylnaphthalene	0/10		1.00E-02 - 2.00E-02	NT	5.50E-03	mg/L
2-Methylphenol	0/10		1.00E-02 - 3.00E-02	NT	6.00E-03	mg/L
2-Methylpyridine	0/4		5.00E-02 - 5.00E-02	NT	2.50E-02	mg/L
2-Naphthalenamine	0/4		1.00E-02 - 5.00E-02	NT	1.00E-02	mg/L
2-Nitrobenzenamine	0/10		4.80E-02 - 5.00E-02	NT	2.45E-02	mg/L
2-Nitrophenol	0/10		1.00E-02 - 3.00E-02	NT	6.00E-03	mg/L
2-Nitrotoluene	0/1		2.50E-04 - 2.50E-04	NT	1.25E-04	mg/L
3,3'-Dichlorobenzidine	0/10		2.00E-02 - 4.00E-02	NT	1.10E-02	mg/L
3,3'-Dimethylbenzidine	0/4		1.00E-02 - 1.00E-02	NT	5.00E-03	mg/L
3-Methylcholanthrene	0/4		1.00E-02 - 1.00E-02	NT	5.00E-03	mg/L
3-Methylphenol	0/4		1.00E-02 - 5.00E-02	NT	1.00E-02	mg/L
3-Nitrobenzenamine	0/10		4.80E-02 - 5.00E-02	NT	2.45E-02	mg/L
4,4'-DDD	0/10		1.00E-05 - 3.30E-03	NT	1.74E-04	mg/L

Table 2.5 Data summary for all analytes (continued)

----- AREA_CODE=k MEDIA=Other Groundwater -----
(continued)

Analyte	Frequency of Detection	Detected Range	Nondetected Range	Distribution	Arithmetic Mean	Units
4,4'-DDE	0/10		1.00E-05 - 3.30E-03	NT	1.74E-04	mg/L
4,4'-DDT	0/10		1.00E-05 - 3.30E-03	NT	1.74E-04	mg/L
4-Amino-2,6-Dinitrotoluene	0/1		2.60E-04 - 2.60E-04	NT	1.30E-04	mg/L
4-Aminobiphenyl	0/4		2.00E-02 - 5.00E-02	NT	1.38E-02	mg/L
4-Bromophenyl phenyl ether	0/10		1.00E-02 - 1.00E-02	NT	5.00E-03	mg/L
4-Chloro-3-methylphenol	0/10		1.00E-02 - 3.00E-02	NT	6.00E-03	mg/L
4-Chlorobenzeneamine	0/10		1.00E-02 - 3.00E-02	NT	6.00E-03	mg/L
4-Chlorophenyl phenyl ether	0/10		1.00E-02 - 1.00E-02	NT	5.00E-03	mg/L
4-Methyl-2-pentanone	0/9		5.00E-02 - 5.00E-02	NT	2.50E-02	mg/L
4-Methylphenol	0/10		1.00E-02 - 5.00E-02	NT	7.00E-03	mg/L
4-Nitrobenzeneamine	0/10		4.80E-02 - 5.00E-02	NT	2.45E-02	mg/L
4-Nitrophenol	0/10		4.80E-02 - 5.00E-02	NT	2.45E-02	mg/L
4-Nitroquinoline-1-oxide	0/4		4.00E-02 - 4.00E-02	NT	2.00E-02	mg/L
5-(2-Propenyl)-1,3-benzodioxole (Safrole)	0/4		1.00E-02 - 1.00E-02	NT	5.00E-03	mg/L
5-Nitro-o-toluidine	0/4		1.00E-02 - 3.00E-02	NT	7.50E-03	mg/L
7,12-Dimethylbenz(a)anthracene	0/4		1.00E-02 - 1.00E-02	NT	5.00E-03	mg/L
Acenaphthene	0/10		1.00E-02 - 1.00E-02	NT	5.00E-03	mg/L
Acenaphthylene	0/10		1.00E-02 - 1.00E-02	NT	5.00E-03	mg/L
Acetone	1/9	1.00E-01 - 1.00E-01	1.00E-01 - 1.00E-01	N	5.00E-02	mg/L
Acetonitrile	0/4		5.00E-02 - 5.00E-02	NT	2.50E-02	mg/L
Acetophenone	0/4		1.00E-02 - 1.50E-02	NT	5.63E-03	mg/L
Acrolein	0/4		5.00E-02 - 5.00E-02	NT	2.50E-02	mg/L
Acrylonitrile	0/4		5.00E-02 - 5.00E-02	NT	2.50E-02	mg/L
Aldrin	0/10		5.00E-06 - 1.70E-03	NT	8.73E-05	mg/L
Allyl chloride	0/4		5.00E-03 - 5.00E-03	NT	2.50E-03	mg/L
Aniline	0/4		1.00E-02 - 3.00E-02	NT	7.50E-03	mg/L
Anthracene	0/10		1.00E-02 - 1.00E-02	NT	5.00E-03	mg/L
Aramite	0/4		2.00E-02 - 3.00E-02	NT	1.13E-02	mg/L
Azinphos-methyl	0/4		1.00E-04 - 1.00E-04	NT	5.00E-05	mg/L
Benz(a)anthracene	0/10		1.00E-02 - 1.00E-02	NT	5.00E-03	mg/L
Benzene	0/74		2.00E-03 - 2.50E-01	NT	9.04E-03	mg/L
Benzenemethanol	0/4		1.00E-02 - 1.00E-02	NT	5.00E-03	mg/L
Benzo(a)pyrene	0/10		1.00E-02 - 1.00E-02	NT	5.00E-03	mg/L
Benzo(b)fluoranthene	0/10		1.00E-02 - 1.00E-02	NT	5.00E-03	mg/L
Benzo(ghi)perylene	0/10		1.00E-02 - 1.00E-02	NT	5.00E-03	mg/L
Benzo(k)fluoranthene	0/10		1.00E-02 - 1.00E-02	NT	5.00E-03	mg/L
Bis(2-chloroethoxy)methane	0/10		1.00E-02 - 3.00E-02	NT	6.00E-03	mg/L
Bis(2-chloroethyl) ether	0/10		1.00E-02 - 2.00E-02	NT	5.50E-03	mg/L
Bis(2-chloroisopropyl) ether	0/10		1.00E-02 - 1.00E-02	NT	5.00E-03	mg/L
Bis(2-ethylhexyl)phthalate	0/10		1.00E-02 - 3.00E-02	NT	6.00E-03	mg/L

Table 2.5 Data summary for all analytes (continued)

----- AREA_CODE=k MEDIA=Other Groundwater -----
(continued)

Analyte	Frequency of Detection	Detected Range	Nondetected Range	Distribution	Arithmetic Mean	Units
Bromodichloromethane	0/70		5.00E-03 - 2.50E-01	NT	9.50E-03	mg/L
Bromoform	0/9		5.00E-03 - 5.00E-03	NT	2.50E-03	mg/L
Bromomethane	0/9		1.00E-02 - 1.00E-02	NT	5.00E-03	mg/L
Butyl benzyl phthalate	0/10		1.00E-02 - 1.00E-02	NT	5.00E-03	mg/L
Carbazole	0/6		1.00E-02 - 1.00E-02	NT	5.00E-03	mg/L
Carbon disulfide	0/9		5.00E-03 - 1.00E-01	NT	7.78E-03	mg/L
Carbon tetrachloride	0/70		5.00E-03 - 2.50E-01	NT	9.50E-03	mg/L
Chlorobenzene	0/13		2.00E-03 - 5.00E-03	NT	2.04E-03	mg/L
Chlorobenzilate	0/4		5.00E-02 - 5.00E-02	NT	2.50E-02	mg/L
Chloroethane	0/9		1.00E-02 - 1.00E-02	NT	5.00E-03	mg/L
Chloroform	0/70		5.00E-03 - 2.50E-01	NT	9.50E-03	mg/L
Chloromethane	0/9		1.00E-02 - 1.00E-02	NT	5.00E-03	mg/L
Chrysene	0/10		1.00E-02 - 1.00E-02	NT	5.00E-03	mg/L
Co-Ral	0/4		1.00E-04 - 1.00E-04	NT	5.00E-05	mg/L
Cyclotrimethylenetrinitramine	0/1		8.50E-04 - 8.50E-04	NT	4.25E-04	mg/L
Demeton O and S	0/4		1.00E-04 - 1.00E-04	NT	5.00E-05	mg/L
Di-n-butyl phthalate	1/10	1.40E-02 - 1.40E-02	1.00E-02 - 1.00E-02	N	5.20E-03	mg/L
Di-n-octylphthalate	0/10		1.00E-02 - 1.00E-02	NT	5.00E-03	mg/L
Diallate	0/4		5.00E-02 - 5.00E-02	NT	2.50E-02	mg/L
Diazinon	0/4		1.00E-04 - 1.00E-04	NT	5.00E-05	mg/L
Dibenz(a,h)anthracene	0/10		1.00E-02 - 1.00E-02	NT	5.00E-03	mg/L
Dibenzofuran	0/10		1.00E-02 - 1.00E-02	NT	5.00E-03	mg/L
Dibromochloromethane	0/9		5.00E-03 - 5.00E-03	NT	2.50E-03	mg/L
Dibromomethane	0/4		5.00E-03 - 5.00E-03	NT	2.50E-03	mg/L
Dichlorodifluoromethane	0/4		5.00E-03 - 5.00E-03	NT	2.50E-03	mg/L
Dichlorvos	0/4		1.00E-04 - 1.00E-04	NT	5.00E-05	mg/L
Dieldrin	0/10		1.00E-05 - 3.30E-03	NT	1.74E-04	mg/L
Diethyl phthalate	0/10		1.00E-02 - 1.00E-02	NT	5.00E-03	mg/L
Dimethoate	0/4		1.00E-02 - 1.00E-02	NT	5.00E-03	mg/L
Dimethyl phthalate	0/10		1.00E-02 - 2.00E-02	NT	5.50E-03	mg/L
Dimethyl-1,2-dibromo-2,2-dichloroethyl phosphat	0/4		1.00E-04 - 1.00E-04	NT	5.00E-05	mg/L
Dimethylbenzene	0/74		2.00E-03 - 5.00E-01	NT	1.58E-02	mg/L
Dinoseb	0/4		2.00E-02 - 3.00E-02	NT	1.13E-02	mg/L
Diphenylamine	0/4		1.00E-02 - 1.00E-02	NT	5.00E-03	mg/L
Disulfoton	0/4		1.00E-02 - 2.00E-02	NT	6.25E-03	mg/L
Endosulfan I	0/10		5.00E-06 - 1.70E-03	NT	8.73E-05	mg/L
Endosulfan II	0/10		1.00E-05 - 3.30E-03	NT	1.74E-04	mg/L
Endosulfan sulfate	0/10		1.00E-05 - 3.30E-03	NT	1.74E-04	mg/L
Endrin	0/10		1.00E-05 - 3.30E-03	NT	1.74E-04	mg/L
Endrin aldehyde	0/10		1.00E-05 - 3.30E-03	NT	1.74E-04	mg/L

Table 2.5 Data summary for all analytes (continued)

----- AREA_CODE=k MEDIA=Other Groundwater -----
(continued)

Analyte	Frequency of Detection	Detected Range	Nondetected Range	Distribution	Arithmetic Mean	Units
Endrin ketone	0/5		1.00E-05 - 1.00E-05	NT	5.00E-06	mg/L
Ethion	0/4		1.00E-04 - 1.00E-04	NT	5.00E-05	mg/L
Ethyl cyanide	0/4		5.00E-03 - 5.00E-03	NT	2.50E-03	mg/L
Ethyl methacrylate	0/4		1.00E-02 - 2.00E-02	NT	6.25E-03	mg/L
Ethyl methanesulfonate	0/4		2.00E-02 - 2.00E-02	NT	1.00E-02	mg/L
Ethylbenzene	0/74		2.00E-03 - 2.50E-01	NT	9.04E-03	mg/L
Fensulfothion	0/4		1.00E-04 - 1.00E-04	NT	5.00E-05	mg/L
Fenthion	0/4		1.00E-04 - 1.00E-04	NT	5.00E-05	mg/L
Fluoranthene	0/10		1.00E-02 - 1.00E-02	NT	5.00E-03	mg/L
Fluorene	0/10		1.00E-02 - 1.00E-02	NT	5.00E-03	mg/L
HMX	0/1		1.00E-03 - 1.00E-03	NT	5.00E-04	mg/L
Heptachlor	0/10		5.00E-06 - 1.70E-03	NT	8.73E-05	mg/L
Heptachlor epoxide	0/10		5.00E-06 - 1.70E-03	NT	8.73E-05	mg/L
Hexachloro-1-propene	0/4		1.00E-02 - 1.00E-02	NT	5.00E-03	mg/L
Hexachloro-dibenzo[b,e][1,4]dioxin	0/5		9.00E-07 - 2.00E-06	NT	7.60E-07	mg/L
Hexachlorobenzene	0/10		1.00E-02 - 1.00E-02	NT	5.00E-03	mg/L
Hexachlorobutadiene	0/10		1.00E-02 - 1.00E-02	NT	5.00E-03	mg/L
Hexachlorocyclopentadiene	0/10		1.00E-02 - 1.00E-02	NT	5.00E-03	mg/L
Hexachlorodibenzofuran	0/5		9.00E-07 - 1.90E-06	NT	6.60E-07	mg/L
Hexachloroethane	0/10		1.00E-02 - 1.00E-02	NT	5.00E-03	mg/L
Hexachlorophene	0/4		5.00E-01 - 5.00E-01	NT	2.50E-01	mg/L
Indeno(1,2,3-cd)pyrene	0/10		1.00E-02 - 1.00E-02	NT	5.00E-03	mg/L
Iodomethane	0/4		5.00E-03 - 5.00E-03	NT	2.50E-03	mg/L
Isobutanol	0/4		5.00E-02 - 5.00E-02	NT	2.50E-02	mg/L
Isodrin	0/4		5.00E-02 - 5.00E-02	NT	2.50E-02	mg/L
Isophorone	0/10		1.00E-02 - 2.00E-02	NT	5.50E-03	mg/L
Isosafrole	0/4		1.00E-02 - 1.00E-02	NT	5.00E-03	mg/L
Kepone	0/4		5.00E-02 - 5.00E-02	NT	2.50E-02	mg/L
Lindane	0/10		5.00E-06 - 1.70E-03	NT	8.73E-05	mg/L
Merphos	0/4		1.00E-04 - 1.00E-04	NT	5.00E-05	mg/L
Methacrylonitrile	0/4		5.00E-03 - 5.00E-03	NT	2.50E-03	mg/L
Methapyrilene	0/4		1.00E-01 - 1.00E-01	NT	5.00E-02	mg/L
Methoxychlor	0/10		5.00E-05 - 1.70E-02	NT	8.90E-04	mg/L
Methyl methacrylate	0/4		1.00E-02 - 1.00E-02	NT	5.00E-03	mg/L
Methyl methanesulfonate	0/4		1.00E-02 - 2.00E-02	NT	6.25E-03	mg/L
Methyl parathion	0/4		1.00E-02 - 1.00E-02	NT	5.00E-03	mg/L
Methylene chloride	8/9	1.00E-03 - 1.10E-02	5.00E-03 - 5.00E-03	N	3.42E-03	mg/L
Mocap	0/4		1.00E-04 - 1.00E-04	NT	5.00E-05	mg/L
N-Nitroso-di-n-butylamine	0/4		1.00E-02 - 2.00E-02	NT	6.25E-03	mg/L
N-Nitroso-di-n-propylamine	0/10		1.00E-02 - 3.00E-02	NT	6.00E-03	mg/L

Table 2.5 Data summary for all analytes (continued)

----- AREA_CODE=k MEDIA=Other Groundwater -----
(continued)

Analyte	Frequency of Detection	Detected Range	Nondetected Range	Distribution	Arithmetic Mean	Units
N-Nitrosodiethylamine	0/4		2.00E-02 - 3.00E-02	NT	1.13E-02	mg/L
N-Nitrosodimethylamine	0/4		1.00E-02 - 2.00E-02	NT	6.25E-03	mg/L
N-Nitrosodiphenylamine	0/10		1.00E-02 - 1.00E-02	NT	5.00E-03	mg/L
N-Nitrosomethylethylamine	0/4		5.00E-02 - 5.00E-02	NT	2.50E-02	mg/L
N-Nitrosomorpholine	0/4		1.00E-02 - 4.00E-02	NT	8.75E-03	mg/L
N-Nitrosopiperidine	0/4		2.00E-02 - 2.00E-02	NT	1.00E-02	mg/L
N-Nitrosopyrrolidine	0/4		4.00E-02 - 4.00E-02	NT	2.00E-02	mg/L
Naphthalene	1/10	7.00E-02 - 7.00E-02	1.00E-02 - 1.00E-02	N	8.00E-03	mg/L
Nitrobenzene	0/10		1.00E-02 - 2.00E-02	NT	5.50E-03	mg/L
O,O,O-Triethylphosphorothioate	0/4		1.00E-02 - 3.00E-02	NT	7.50E-03	mg/L
PCB-1016	0/10		1.00E-04 - 1.30E-02	NT	1.40E-03	mg/L
PCB-1221	0/10		1.00E-04 - 1.30E-02	NT	1.47E-03	mg/L
PCB-1232	0/10		1.00E-04 - 1.30E-02	NT	1.39E-03	mg/L
PCB-1242	0/10		1.00E-04 - 1.30E-02	NT	1.39E-03	mg/L
PCB-1248	0/10		1.00E-04 - 1.30E-02	NT	1.39E-03	mg/L
PCB-1254	0/10		1.00E-04 - 1.30E-02	NT	1.39E-03	mg/L
PCB-1260	0/10		1.00E-04 - 1.30E-02	NT	1.39E-03	mg/L
Parathion	0/4		1.00E-02 - 2.00E-02	NT	6.25E-03	mg/L
Pentachloro-dibenzo[b,e][1,4]dioxin	0/5		9.00E-07 - 1.50E-06	NT	6.00E-07	mg/L
Pentachlorobenzene	0/4		1.00E-02 - 1.00E-02	NT	5.00E-03	mg/L
Pentachlorodibenzofuran	0/5		1.00E-06 - 1.20E-06	NT	5.50E-07	mg/L
Pentachloroethane	0/4		1.00E-02 - 1.00E-02	NT	5.00E-03	mg/L
Pentachloronitrobenzene	0/4		2.00E-02 - 2.00E-02	NT	1.00E-02	mg/L
Pentachlorophenol	0/10		4.80E-02 - 5.00E-02	NT	2.45E-02	mg/L
Phenacetin	0/4		2.00E-02 - 3.00E-02	NT	1.13E-02	mg/L
Phenanthrene	1/10	2.00E-03 - 2.00E-03	1.00E-02 - 1.00E-02	N	4.60E-03	mg/L
Phenol	0/10		1.00E-02 - 2.00E-02	NT	5.50E-03	mg/L
Phorate	0/4		5.00E-02 - 5.00E-02	NT	2.50E-02	mg/L
Phosdrin	0/4		1.00E-04 - 1.00E-04	NT	5.00E-05	mg/L
Polychlorinated biphenyl	0/8		1.70E-04 - 1.70E-04	NT	1.70E-04	mg/L
Pronamide	0/4		1.00E-02 - 2.00E-02	NT	6.25E-03	mg/L
Prothiophos	0/4		1.00E-04 - 1.00E-04	NT	5.00E-05	mg/L
Pyrene	0/10		1.00E-02 - 1.00E-02	NT	5.00E-03	mg/L
Pyridine	0/4		1.00E-02 - 5.00E-02	NT	1.00E-02	mg/L
Ronnel	0/4		1.00E-04 - 1.00E-04	NT	5.00E-05	mg/L
Silvex	0/4		2.00E-04 - 5.00E-04	NT	1.38E-04	mg/L
Styrene	0/9		5.00E-03 - 5.00E-03	NT	2.50E-03	mg/L
Sulfotepp	0/4		1.00E-02 - 1.00E-02	NT	5.00E-03	mg/L
Sulprofos	0/4		1.00E-04 - 1.00E-04	NT	5.00E-05	mg/L
Tetrachloro-dibenzo[b,e][1,4]dioxin	0/5		7.00E-07 - 1.00E-06	NT	4.50E-07	mg/L

Table 2.5 Data summary for all analytes (continued)

----- AREA_CODE=k MEDIA=Other Groundwater -----
(continued)

Analyte	Frequency of Detection	Detected Range	Nondetected Range	Distribution	Arithmetic Mean	Units
Tetrachlorodibenzofuran	0/5		6.00E-07 - 9.00E-07	NT	3.50E-07	mg/L
Tetrachloroethene	0/70		5.00E-03 - 2.50E-01	NT	9.50E-03	mg/L
Tetrachlorovinphos	0/4		1.00E-04 - 1.00E-04	NT	5.00E-05	mg/L
Tetryl	0/1		1.00E-03 - 1.00E-03	NT	5.00E-04	mg/L
Thionazin	0/4		2.00E-02 - 2.00E-02	NT	1.00E-02	mg/L
Toluene	0/74		2.00E-03 - 2.50E-01	NT	9.04E-03	mg/L
Toxaphene	0/10		1.00E-04 - 1.70E-01	NT	8.86E-03	mg/L
Trans-1,4-Dichloro-2-butene	0/4		5.00E-03 - 5.00E-03	NT	2.50E-03	mg/L
Trichloroethene	22/81	1.00E-03 - 6.00E-01	1.00E-03 - 5.00E-03	N	1.96E-02	mg/L
Trichlorofluoromethane	0/4		5.00E-03 - 5.00E-03	NT	2.50E-03	mg/L
Trichloronate	0/4		1.00E-04 - 1.00E-04	NT	5.00E-05	mg/L
Trinitrotoluene	0/3		6.00E-03 - 6.00E-03	NT	3.00E-03	mg/L
Vinyl acetate	0/5		5.00E-02 - 5.00E-02	NT	2.50E-02	mg/L
Vinyl chloride	1/70	1.50E-02 - 1.50E-02	5.00E-03 - 2.50E-01	N	2.66E-02	mg/L
a,a-Dimethylphenethylamine	0/4		2.00E-02 - 3.00E-02	NT	1.13E-02	mg/L
alpha-BHC	0/10		5.00E-06 - 1.70E-03	NT	8.73E-05	mg/L
alpha-Chlordane	0/10		5.00E-06 - 1.70E-03	NT	8.73E-05	mg/L
beta-BHC	0/10		5.00E-06 - 1.70E-03	NT	8.73E-05	mg/L
cis-1,2-Dichloroethene	32/62	1.40E-02 - 4.20E+00	5.00E-03 - 5.00E-03	L	4.17E-02	mg/L
cis-1,3-Dichloropropene	0/9		5.00E-03 - 5.00E-03	NT	2.50E-03	mg/L
delta-BHC	0/10		5.00E-06 - 1.70E-03	NT	8.73E-05	mg/L
gamma-Chlordane	0/10		5.00E-06 - 1.70E-03	NT	8.73E-05	mg/L
m,p-Xylene	0/5		2.00E-03 - 5.00E-03	NT	1.30E-03	mg/L
m-Nitrotoluene	0/1		2.50E-04 - 2.50E-04	NT	1.25E-04	mg/L
o-Toluidine	0/4		1.00E-02 - 3.00E-02	NT	7.50E-03	mg/L
p-Dimethylaminoazobenzene	0/4		1.00E-02 - 3.00E-01	NT	4.13E-02	mg/L
p-Nitrotoluene	0/1		2.50E-04 - 2.50E-04	NT	1.25E-04	mg/L
p-Phenylenediamine	0/4		1.00E-02 - 1.00E-02	NT	5.00E-03	mg/L
trans-1,2-Dichloroethene	0/62		5.00E-03 - 2.50E-01	NT	2.08E-02	mg/L
trans-1,3-Dichloropropene	0/9		5.00E-03 - 5.00E-03	NT	2.50E-03	mg/L
Alpha activity	72/93	1.00E-01 - 5.99E+01	-1.13E+01 - 1.04E+01	L	7.14E+00	pCi/L
Beta activity	78/93	1.00E+00 - 1.60E+02	-6.00E+00 - 3.13E+01	L	2.00E+01	pCi/L
Neptunium-237	3/8	4.00E-01 - 5.50E-01	-1.00E-01 - 0.00E+00	N	7.19E-02	pCi/L
Plutonium-238	1/1	1.00E-01 - 1.00E-01		NT	5.00E-02	pCi/L
Plutonium-239	1/8	1.00E-01 - 1.00E-01	0.00E+00 - 7.00E-02	L	4.32E-02	pCi/L
Plutonium-242	1/1	1.83E-02 - 1.83E-02		NT	9.15E-03	pCi/L
Radium-226	5/6	2.00E-01 - 8.00E-01	0.00E+00 - 0.00E+00	N	1.92E-01	pCi/L
Radon-222	30/30	9.00E+00 - 1.31E+03		L	2.74E+02	pCi/L
Technetium-99	67/93	9.17E-01 - 1.88E+02	-1.59E+01 - 9.40E-01	L	8.35E+00	pCi/L
Thorium-228	1/1	7.80E-01 - 7.80E-01		NT	3.90E-01	pCi/L

Table 2.5 Data summary for all analytes (continued)

----- AREA_CODE=k MEDIA=Other Groundwater -----
(continued)

Analyte	Frequency of Detection	Detected Range	Nondetected Range	Distribution	Arithmetic Mean	Units
Thorium-230	7/8	1.00E-01 - 7.90E-01	-3.00E-01 --3.00E-01	N	1.49E-01	pCi/L
Thorium-232	1/1	6.40E-01 - 6.40E-01		NT	3.20E-01	pCi/L
Uranium-234	11/14	1.80E-01 - 8.44E+00	1.30E-01 - 1.70E-01	L	9.68E-01	pCi/L
Uranium-235	5/11	6.00E-02 - 6.10E-01	3.00E-02 - 1.20E-01	L	1.15E-01	pCi/L
Uranium-238	12/14	1.60E-01 - 8.72E+00	1.20E-01 - 1.90E-01	L	1.06E+00	pCi/L

----- AREA_CODE=k MEDIA=RGa Groundwater -----

Analyte	Frequency of Detection	Detected Range	Nondetected Range	Distribution	Arithmetic Mean	Units
Uranium	0/18		1.00E-03 - 1.00E-03	NT	1.00E-03	mg/L
Trichloroethene	0/3		1.00E-03 - 1.00E-03	NT	1.00E-03	mg/L
Alpha activity	25/27	3.00E-01 - 6.00E+00	-2.30E+00 --4.00E-01	N	1.33E+00	pCi/L
Beta activity	25/27	2.00E+00 - 1.20E+01	0.00E+00 - 1.00E+03	L	5.48E+00	pCi/L
Radon-222	5/6	3.80E+01 - 5.76E+02	0.00E+00 - 0.00E+00	N	8.99E+01	pCi/L
Technetium-99	8/31	6.00E+00 - 2.10E+01	0.00E+00 - 2.50E+01	N	2.12E+01	pCi/L

----- AREA_CODE=l MEDIA=McNairy Groundwater -----

Analyte	Frequency of Detection	Detected Range	Nondetected Range	Distribution	Arithmetic Mean	Units
Aluminum	7/44	1.08E-01 - 1.50E+00	1.00E-01 - 1.00E+00	N	3.49E-01	mg/L
Antimony	1/26	1.85E-01 - 1.85E-01	6.00E-02 - 2.50E-01	N	8.30E-02	mg/L
Arsenic	0/18		5.00E-03 - 5.00E-03	NT	2.50E-03	mg/L
Barium	17/18	8.40E-02 - 1.70E-01	7.00E-02 - 7.00E-02	N	7.10E-02	mg/L
Beryllium	0/18		4.00E-03 - 2.50E-02	NT	6.61E-03	mg/L
Cadmium	0/18		1.00E-02 - 1.00E-01	NT	1.83E-02	mg/L
Calcium	48/48	1.17E+01 - 2.76E+01		N	8.92E+00	mg/L
Chloride	45/45	5.40E+00 - 5.51E+01		L	4.03E+00	mg/L
Chromium	0/16		5.00E-02 - 6.00E-02	NT	2.75E-02	mg/L
Cobalt	0/18		4.50E-02 - 1.00E-01	NT	2.67E-02	mg/L
Copper	2/18	1.60E-02 - 2.00E-02	1.00E-02 - 1.00E-01	L	1.06E-02	mg/L
Fluoride	25/25	1.40E-01 - 1.80E-01		N	1.63E-01	mg/L
Iron	47/48	2.34E+00 - 1.66E+01	3.00E-01 - 3.00E-01	N	5.17E+00	mg/L

Table 2.5 Data summary for all analytes (continued)

----- AREA_CODE=1 MEDIA=McNairy Groundwater -----
(continued)

Analyte	Frequency of Detection	Detected Range	Nondetected Range	Distribution	Arithmetic Mean	Units
Lead	0/16		5.00E-02 - 2.50E-01	NT	8.16E-02	mg/L
Magnesium	48/48	5.60E+00 - 1.23E+01		L	3.90E+00	mg/L
Manganese	47/48	2.07E-01 - 9.11E-01	2.00E-02 - 2.00E-02	N	3.11E-01	mg/L
Mercury	0/17		2.00E-04 - 2.00E-04	NT	1.00E-04	mg/L
Molybdenum	0/14		5.00E-02 - 1.00E-01	NT	3.11E-02	mg/L
Nickel	0/18		5.00E-02 - 1.00E-01	NT	4.17E-02	mg/L
Nitrate as Nitrogen	1/45	5.60E+00 - 5.60E+00	1.00E+00 - 1.00E+00	N	5.51E-01	mg/L
Potassium	25/44	4.37E+00 - 1.23E+01	5.00E+00 - 1.05E+01	L	6.14E+00	mg/L
Selenium	0/18		5.00E-03 - 5.00E-03	NT	2.50E-03	mg/L
Silica	35/35	5.00E+00 - 3.40E+01		L	9.00E+00	mg/L
Silver	0/10		5.00E-02 - 6.00E-02	NT	2.80E-02	mg/L
Sodium	48/48	1.50E+01 - 3.81E+01		L	1.31E+01	mg/L
Sulfate	0/1		5.00E+00 - 5.00E+00	NT	2.50E+00	mg/L
Tetraoxo-sulfate(1-)	27/41	1.40E+00 - 2.89E+01	5.00E+00 - 5.00E+00	L	1.22E+01	mg/L
Thallium	1/8	1.02E+00 - 1.02E+00	5.60E-02 - 4.70E-01	L	1.51E-01	mg/L
Tin	0/1		2.80E-01 - 2.80E-01	NT	1.40E-01	mg/L
Total Phosphate as Phosphorus	0/35		2.00E+00 - 2.00E+00	NT	1.00E+00	mg/L
Uranium	0/19		1.00E-03 - 1.00E-03	NT	1.00E-03	mg/L
Vanadium	5/8	4.00E-02 - 6.60E-02	5.00E-02 - 5.00E-02	L	5.21E-02	mg/L
Zinc	14/18	3.70E-02 - 1.90E-01	1.00E-01 - 2.50E-01	L	1.00E-01	mg/L
1,1,1-Trichloroethane	0/52		5.00E-03 - 1.00E+00	NT	1.21E-02	mg/L
1,1,2,2-Tetrachloroethane	0/1		5.00E-03 - 5.00E-03	NT	2.50E-03	mg/L
1,1,2-Trichloroethane	0/51		5.00E-03 - 1.00E+00	NT	1.23E-02	mg/L
1,1-Dichloroethane	0/51		5.00E-03 - 1.00E+00	NT	1.23E-02	mg/L
1,1-Dichloroethene	0/52		5.00E-03 - 1.00E+00	NT	1.21E-02	mg/L
1,2-Dichloroethane	0/52		5.00E-03 - 1.00E+00	NT	1.21E-02	mg/L
1,2-Dichloroethene	0/1		5.00E-03 - 5.00E-03	NT	2.50E-03	mg/L
1,2-Dichloropropane	0/1		5.00E-03 - 5.00E-03	NT	2.50E-03	mg/L
1,3-Dichlorobenzene	0/2		5.00E-03 - 5.00E-03	NT	2.50E-03	mg/L
2-Butanone	0/1		1.00E-01 - 1.00E-01	NT	5.00E-02	mg/L
2-Hexanone	0/1		5.00E-02 - 5.00E-02	NT	2.50E-02	mg/L
4-Methyl-2-pentanone	0/1		5.00E-02 - 5.00E-02	NT	2.50E-02	mg/L
Acetone	0/1		1.00E-01 - 1.00E-01	NT	5.00E-02	mg/L
Benzene	0/51		5.00E-03 - 1.00E+00	NT	1.23E-02	mg/L
Bromodichloromethane	0/51		5.00E-03 - 1.00E+00	NT	1.23E-02	mg/L
Bromoform	0/1		5.00E-03 - 5.00E-03	NT	2.50E-03	mg/L
Bromomethane	0/1		1.00E-02 - 1.00E-02	NT	5.00E-03	mg/L
Carbon disulfide	0/1		1.00E-01 - 1.00E-01	NT	5.00E-02	mg/L
Carbon tetrachloride	0/52		5.00E-03 - 1.00E+00	NT	1.21E-02	mg/L
Chlorobenzene	0/1		5.00E-03 - 5.00E-03	NT	2.50E-03	mg/L

Table 2.5 Data summary for all analytes (continued)

----- AREA_CODE=1 MEDIA=McNairy Groundwater -----
(continued)

Analyte	Frequency of Detection	Detected Range	Nondetected Range	Distribution	Arithmetic Mean	Units
Chloroethane	0/1		1.00E-02 - 1.00E-02	NT	5.00E-03	mg/L
Chloroform	0/51		5.00E-03 - 1.00E+00	NT	1.23E-02	mg/L
Chloromethane	0/1		1.00E-02 - 1.00E-02	NT	5.00E-03	mg/L
Dibromochloromethane	0/1		5.00E-03 - 5.00E-03	NT	2.50E-03	mg/L
Dimethylbenzene	0/51		5.00E-03 - 1.00E+00	NT	1.35E-02	mg/L
Ethylbenzene	0/51		5.00E-03 - 1.00E+00	NT	1.23E-02	mg/L
Methylene chloride	0/1		5.00E-03 - 5.00E-03	NT	2.50E-03	mg/L
Styrene	0/1		5.00E-03 - 5.00E-03	NT	2.50E-03	mg/L
Tetrachloroethene	0/51		5.00E-03 - 1.00E+00	NT	1.23E-02	mg/L
Toluene	0/51		5.00E-03 - 1.00E+00	NT	1.23E-02	mg/L
Trichloroethene	5/58	1.00E-03 - 9.60E+00	1.00E-03 - 5.00E-03	N	1.67E-01	mg/L
Vinyl acetate	0/1		5.00E-02 - 5.00E-02	NT	2.50E-02	mg/L
Vinyl chloride	0/51		5.00E-03 - 1.00E+00	NT	2.72E-02	mg/L
cis-1,2-Dichloroethene	0/51		5.00E-03 - 2.00E+00	NT	6.36E-02	mg/L
cis-1,3-Dichloropropene	0/1		5.00E-03 - 5.00E-03	NT	2.50E-03	mg/L
trans-1,2-Dichloroethene	0/51		5.00E-03 - 2.00E+00	NT	6.36E-02	mg/L
trans-1,3-Dichloropropene	0/1		5.00E-03 - 5.00E-03	NT	2.50E-03	mg/L
Alpha activity	41/50	2.00E-01 - 7.30E+00	-3.11E+01 - 0.00E+00	L	3.08E+00	pCi/L
Beta activity	49/50	1.00E+00 - 1.48E+03	0.00E+00 - 0.00E+00	L	1.69E+01	pCi/L
Neptunium-237	6/10	1.00E-01 - 4.00E-01	-3.00E-01 - 0.00E+00	N	5.50E-02	pCi/L
Plutonium-238	1/2	5.00E-02 - 5.00E-02	-1.00E-01 - -1.00E-01	N	-1.25E-02	pCi/L
Plutonium-239	1/7	1.00E-01 - 1.00E-01	0.00E+00 - 0.00E+00	N	7.14E-03	pCi/L
Plutonium-239/240	0/1		-1.21E-02 - -1.21E-02	NT	-6.05E-03	pCi/L
Radium-226	8/9	1.00E-01 - 8.60E-01	0.00E+00 - 0.00E+00	N	2.31E-01	pCi/L
Radon-222	44/44	2.20E+01 - 2.91E+02		L	5.76E+01	pCi/L
Technetium-99	39/58	5.00E-01 - 1.95E+03	-1.20E+01 - 0.00E+00	L	1.38E+01	pCi/L
Thorium-230	6/9	1.00E-02 - 8.00E-01	-1.41E-01 - 0.00E+00	L	2.95E-01	pCi/L

----- AREA_CODE=1 MEDIA=Other Groundwater -----

Analyte	Frequency of Detection	Detected Range	Nondetected Range	Distribution	Arithmetic Mean	Units
1,1,1,2-Tetrachloroethane	0/1		5.00E-03 - 5.00E-03	NT	2.50E-03	mg/L
1,1,1-Trichloroethane	0/1		5.00E-03 - 5.00E-03	NT	2.50E-03	mg/L
1,1,2,2-Tetrachloroethane	0/1		5.00E-03 - 5.00E-03	NT	2.50E-03	mg/L
1,1,2-Trichloroethane	0/1		5.00E-03 - 5.00E-03	NT	2.50E-03	mg/L
1,1-Dichloroethane	0/1		5.00E-03 - 5.00E-03	NT	2.50E-03	mg/L

Table 2.5 Data summary for all analytes (continued)

----- AREA_CODE=1 MEDIA=Other Groundwater -----
(continued)

Analyte	Frequency of Detection	Detected Range	Nondetected Range	Distribution	Arithmetic Mean	Units
1,1-Dichloroethene	0/1		5.00E-03 - 5.00E-03	NT	2.50E-03	mg/L
1,2,3-Trichloropropane	0/1		5.00E-03 - 5.00E-03	NT	2.50E-03	mg/L
1,2-Dibromo-3-chloropropane	0/1		5.00E-03 - 5.00E-03	NT	2.50E-03	mg/L
1,2-Dibromoethane	0/1		5.00E-03 - 5.00E-03	NT	2.50E-03	mg/L
1,2-Dichloroethane	0/1		5.00E-03 - 5.00E-03	NT	2.50E-03	mg/L
1,2-Dichloroethene	0/1		5.00E-03 - 5.00E-03	NT	2.50E-03	mg/L
1,2-Dichloropropane	0/1		5.00E-03 - 5.00E-03	NT	2.50E-03	mg/L
1,4-Dioxane	0/1		1.50E-01 - 1.50E-01	NT	7.50E-02	mg/L
2-Butanone	0/1		1.00E-01 - 1.00E-01	NT	5.00E-02	mg/L
2-Chloro-1,3-butadiene	0/1		5.00E-03 - 5.00E-03	NT	2.50E-03	mg/L
2-Chloroethyl vinyl ether	0/1		1.00E-02 - 1.00E-02	NT	5.00E-03	mg/L
2-Hexanone	0/1		5.00E-02 - 5.00E-02	NT	2.50E-02	mg/L
4-Methyl-2-pentanone	0/1		5.00E-02 - 5.00E-02	NT	2.50E-02	mg/L
Acetone	0/1		1.00E-01 - 1.00E-01	NT	5.00E-02	mg/L
Acetonitrile	0/1		1.00E-01 - 1.00E-01	NT	5.00E-02	mg/L
Acrolein	0/1		1.00E-01 - 1.00E-01	NT	5.00E-02	mg/L
Acrylonitrile	0/1		1.00E-01 - 1.00E-01	NT	5.00E-02	mg/L
Allyl chloride	0/1		5.00E-03 - 5.00E-03	NT	2.50E-03	mg/L
Benzene	0/1		5.00E-03 - 5.00E-03	NT	2.50E-03	mg/L
Bromodichloromethane	0/1		5.00E-03 - 5.00E-03	NT	2.50E-03	mg/L
Bromoform	0/1		5.00E-03 - 5.00E-03	NT	2.50E-03	mg/L
Bromomethane	0/1		1.00E-02 - 1.00E-02	NT	5.00E-03	mg/L
Carbon disulfide	0/1		5.00E-03 - 5.00E-03	NT	2.50E-03	mg/L
Carbon tetrachloride	0/1		5.00E-03 - 5.00E-03	NT	2.50E-03	mg/L
Chlorobenzene	0/1		5.00E-03 - 5.00E-03	NT	2.50E-03	mg/L
Chloroethane	0/1		1.00E-02 - 1.00E-02	NT	5.00E-03	mg/L
Chloroform	0/1		5.00E-03 - 5.00E-03	NT	2.50E-03	mg/L
Chloromethane	0/1		1.00E-02 - 1.00E-02	NT	5.00E-03	mg/L
Dibromochloromethane	0/1		5.00E-03 - 5.00E-03	NT	2.50E-03	mg/L
Dibromomethane	0/1		5.00E-03 - 5.00E-03	NT	2.50E-03	mg/L
Dichlorodifluoromethane	0/1		5.00E-03 - 5.00E-03	NT	2.50E-03	mg/L
Dimethylbenzene	0/1		5.00E-03 - 5.00E-03	NT	2.50E-03	mg/L
Ethyl cyanide	0/1		5.00E-03 - 5.00E-03	NT	2.50E-03	mg/L
Ethyl methacrylate	0/1		1.00E-02 - 1.00E-02	NT	5.00E-03	mg/L
Ethylbenzene	0/1		5.00E-03 - 5.00E-03	NT	2.50E-03	mg/L
Iodomethane	0/1		5.00E-03 - 5.00E-03	NT	2.50E-03	mg/L
Isobutanol	0/1		1.00E-01 - 1.00E-01	NT	5.00E-02	mg/L
Methacrylonitrile	0/1		5.00E-03 - 5.00E-03	NT	2.50E-03	mg/L
Methyl methacrylate	0/1		1.00E-02 - 1.00E-02	NT	5.00E-03	mg/L
Methylene chloride	1/1	5.00E-03 - 5.00E-03		NT	2.50E-03	mg/L

Table 2.5 Data summary for all analytes (continued)

----- AREA_CODE=1 MEDIA=Other Groundwater -----
(continued)

Analyte	Frequency of Detection	Detected Range	Nondetected Range	Distribution	Arithmetic Mean	Units
Pentachloroethane	0/1		1.00E-02 - 1.00E-02	NT	5.00E-03	mg/L
Styrene	0/1		5.00E-03 - 5.00E-03	NT	2.50E-03	mg/L
Tetrachloroethene	0/1		5.00E-03 - 5.00E-03	NT	2.50E-03	mg/L
Toluene	0/1		5.00E-03 - 5.00E-03	NT	2.50E-03	mg/L
Trans-1,4-Dichloro-2-butene	0/1		5.00E-03 - 5.00E-03	NT	2.50E-03	mg/L
Trichloroethene	0/1		5.00E-03 - 5.00E-03	NT	5.00E-03	mg/L
Trichlorofluoromethane	0/1		5.00E-03 - 5.00E-03	NT	2.50E-03	mg/L
Vinyl acetate	0/1		5.00E-02 - 5.00E-02	NT	2.50E-02	mg/L
Vinyl chloride	0/1		1.00E-02 - 1.00E-02	NT	1.00E-02	mg/L
cis-1,3-Dichloropropene	0/1		5.00E-03 - 5.00E-03	NT	2.50E-03	mg/L
trans-1,3-Dichloropropene	0/1		5.00E-03 - 5.00E-03	NT	2.50E-03	mg/L

----- AREA_CODE=1 MEDIA=RGa Groundwater -----

Analyte	Frequency of Detection	Detected Range	Nondetected Range	Distribution	Arithmetic Mean	Units
Aluminum	177/395	6.59E-02 - 1.43E+02	1.50E-02 - 1.00E+00	N	1.16E+00	mg/L
Antimony	0/314		1.80E-03 - 2.50E-01	NT	7.08E-02	mg/L
Arsenic	34/576	2.38E-03 - 1.40E-01	1.00E-03 - 5.00E-03	N	2.97E-03	mg/L
Barium	242/252	1.00E-02 - 2.20E+00	5.00E-02 - 7.00E-02	L	2.18E-01	mg/L
Beryllium	12/255	3.00E-04 - 1.40E-02	2.00E-04 - 1.00E-01	N	5.47E-03	mg/L
Cadmium	6/590	5.56E-04 - 2.13E-01	2.67E-04 - 3.00E-01	N	8.55E-03	mg/L
Calcium	485/485	2.88E+00 - 4.87E+01		N	1.24E+01	mg/L
Chloride	452/452	2.90E+00 - 5.86E+02		N	2.42E+01	mg/L
Chromium	85/585	2.40E-03 - 8.62E+00	2.00E-03 - 6.00E-02	N	4.37E-02	mg/L
Chromium, hexavalent	0/17		1.00E-02 - 1.00E-02	NT	5.00E-03	mg/L
Cobalt	11/249	4.60E-03 - 9.00E-02	1.78E-03 - 3.50E-01	N	2.45E-02	mg/L
Copper	26/260	4.10E-03 - 1.31E-01	2.00E-03 - 4.50E-01	N	1.42E-02	mg/L
Cyanide	0/10		3.00E-03 - 1.00E-02	NT	2.80E-03	mg/L
Fluoride	210/317	1.00E-01 - 7.20E+00	1.00E-01 - 1.00E+00	N	1.93E-01	mg/L
Iron	360/490	1.80E-02 - 7.20E+02	1.00E-02 - 5.00E-01	N	3.69E+00	mg/L
Lead	21/490	2.40E-03 - 4.32E-01	1.00E-03 - 2.50E-01	N	4.62E-02	mg/L
Magnesium	491/491	8.79E-01 - 4.72E+01		N	5.02E+00	mg/L
Manganese	345/482	2.50E-03 - 8.20E+00	5.00E-03 - 1.00E-01	N	3.45E-01	mg/L
Mercury	1/472	3.00E-04 - 3.00E-04	2.00E-04 - 4.70E-02	N	3.18E-04	mg/L
Molybdenum	5/165	1.50E-02 - 1.00E-01	4.40E-03 - 1.00E-01	N	2.78E-02	mg/L
Nickel	94/266	7.40E-03 - 6.73E-01	4.20E-03 - 1.00E+00	N	5.74E-02	mg/L

Table 2.5 Data summary for all analytes (continued)

----- AREA_CODE=1 MEDIA=RGa Groundwater -----
(continued)

Analyte	Frequency of Detection	Detected Range	Nondetected Range	Distribution	Arithmetic Mean	Units
Nitrate as Nitrogen	273/438	1.00E+00 - 3.93E+01	1.00E+00 - 1.00E+00	N	1.28E+00	mg/L
Nitrate/Nitrite	6/6	5.00E-02 - 9.40E+00		N	9.37E-01	mg/L
Potassium	77/445	1.10E-01 - 2.44E+01	2.00E+00 - 3.00E+01	N	2.95E+00	mg/L
Selenium	5/489	1.00E-03 - 4.76E-01	1.00E-03 - 1.50E-02	N	2.99E-03	mg/L
Silica	243/243	1.10E+01 - 4.50E+01		L	1.01E+01	mg/L
Silver	2/124	2.60E-03 - 5.70E-03	2.00E-03 - 6.00E-02	N	2.47E-02	mg/L
Sodium	490/490	3.71E+00 - 2.66E+02		L	1.46E+01	mg/L
Strontium	3/3	3.20E-01 - 3.33E-01		N	1.62E-01	mg/L
Sulfate	31/31	2.90E+00 - 4.20E+01		L	8.00E+00	mg/L
Tetraoxo-sulfate(1-)	399/417	1.80E+00 - 2.24E+02	2.00E+00 - 5.00E+00	N	8.02E+00	mg/L
Thallium	1/143	2.38E-01 - 2.38E-01	4.67E-04 - 4.70E-01	N	6.15E-02	mg/L
Tin	4/14	1.80E-02 - 8.00E-01	1.70E-02 - 2.80E-01	L	6.35E-02	mg/L
Total Phosphate as Phosphorus	12/268	1.70E+00 - 3.49E+01	2.00E+00 - 2.00E+00	N	1.12E+00	mg/L
Uranium	28/622	2.90E-04 - 1.90E-01	8.00E-05 - 9.20E-02	N	3.78E-03	mg/L
Vanadium	109/150	1.40E-03 - 9.50E-01	1.00E-03 - 2.50E-01	N	3.85E-02	mg/L
Zinc	100/262	5.00E-03 - 1.00E+00	5.00E-03 - 2.50E-01	N	2.33E-02	mg/L
1,1,1,2-Tetrachloroethane	0/6		5.00E-03 - 1.30E+01	NT	1.14E+00	mg/L
1,1,1-Trichloroethane	0/627		5.00E-03 - 5.00E+01	NT	1.05E+00	mg/L
1,1,2,2-Tetrachloroethane	0/23		1.20E-03 - 1.30E+01	NT	2.98E-01	mg/L
1,1,2-Trichloro-1,2,2-trifluoroethane	2/4	8.80E-04 - 5.70E-03	3.60E-04 - 3.60E-04	N	9.13E-04	mg/L
1,1,2-Trichloroethane	1/659	2.00E-03 - 2.00E-03	5.00E-03 - 5.00E+01	N	9.32E-01	mg/L
1,1-Dichloroethane	1/602	4.10E-03 - 4.10E-03	5.00E-03 - 5.00E+01	N	3.35E-01	mg/L
1,1-Dichloroethene	4/604	1.30E-03 - 6.50E-02	5.00E-03 - 5.00E+01	N	3.39E-01	mg/L
1,2,3-Trichloropropane	0/6		1.30E-02 - 1.30E+01	NT	1.14E+00	mg/L
1,2,4,5-Tetrachlorobenzene	0/2		9.00E-03 - 9.00E-03	NT	4.50E-03	mg/L
1,2,4-Trichlorobenzene	0/12		9.00E-03 - 1.00E-02	NT	4.92E-03	mg/L
1,2-Dibromo-3-chloropropane	0/2		1.00E-02 - 1.00E-02	NT	5.00E-03	mg/L
1,2-Dibromoethane	0/6		5.00E-03 - 1.30E+01	NT	1.14E+00	mg/L
1,2-Dichlorobenzene	0/16		2.00E-04 - 1.00E-02	NT	3.71E-03	mg/L
1,2-Dichloroethane	1/667	1.10E-03 - 1.10E-03	1.00E-03 - 5.00E+01	N	9.33E-01	mg/L
1,2-Dichloroethene	0/14		5.00E-03 - 1.25E+00	NT	6.46E-02	mg/L
1,2-Dichloropropane	0/23		2.60E-04 - 1.30E+01	NT	2.98E-01	mg/L
1,2-Dimethylbenzene	0/4		1.30E-02 - 1.30E+01	NT	1.71E+00	mg/L
1,3,5-Trinitrobenzene	0/2		9.00E-03 - 9.00E-03	NT	4.50E-03	mg/L
1,3-Dichlorobenzene	0/24		2.40E-04 - 1.00E-01	NT	8.62E-03	mg/L
1,3-Dinitrobenzene	0/2		9.00E-03 - 9.00E-03	NT	4.50E-03	mg/L
1,4-Dichlorobenzene	0/16		2.20E-04 - 1.00E-02	NT	3.72E-03	mg/L
1,4-Dioxane	0/2		2.00E-01 - 2.00E-01	NT	1.00E-01	mg/L
1,4-Naphthoquinone	0/2		9.00E-03 - 9.00E-03	NT	4.50E-03	mg/L
1-Naphthalenamine	0/2		9.00E-03 - 9.00E-03	NT	4.50E-03	mg/L

Table 2.5 Data summary for all analytes (continued)

----- AREA_CODE=1 MEDIA=RGA Groundwater -----
(continued)

Analyte	Frequency of Detection	Detected Range	Nondetected Range	Distribution	Arithmetic Mean	Units
2,3,4,6-Tetrachlorophenol	0/2		9.00E-03 - 9.00E-03	NT	4.50E-03	mg/L
2,4,5-Trichlorophenol	0/12		9.00E-03 - 5.00E-02	NT	1.16E-02	mg/L
2,4,6-Trichlorophenol	0/12		9.00E-03 - 1.00E-02	NT	4.92E-03	mg/L
2,4-Dichlorophenol	0/12		9.00E-03 - 1.00E-02	NT	4.92E-03	mg/L
2,4-Dimethylphenol	0/12		9.00E-03 - 1.00E-02	NT	4.92E-03	mg/L
2,4-Dinitrophenol	0/12		9.00E-03 - 5.00E-02	NT	2.13E-02	mg/L
2,4-Dinitrotoluene	0/12		9.00E-03 - 1.00E-02	NT	4.92E-03	mg/L
2,6-Dichlorophenol	0/1		9.00E-03 - 9.00E-03	NT	4.50E-03	mg/L
2,6-Dinitrotoluene	0/12		9.00E-03 - 1.00E-02	NT	4.92E-03	mg/L
2-Acetylaminofluorene	0/2		9.00E-03 - 9.00E-03	NT	4.50E-03	mg/L
2-Butanone	0/22		3.40E-03 - 2.50E+01	NT	6.26E-01	mg/L
2-Chloro-1,3-butadiene	0/6		5.00E-03 - 1.30E+01	NT	1.14E+00	mg/L
2-Chloroethyl vinyl ether	0/8		5.00E-03 - 2.50E+01	NT	1.65E+00	mg/L
2-Chloronaphthalene	0/12		9.00E-03 - 1.00E-02	NT	4.92E-03	mg/L
2-Chlorophenol	0/12		9.00E-03 - 1.00E-02	NT	4.92E-03	mg/L
2-Hexanone	0/23		1.10E-03 - 2.50E+01	NT	5.86E-01	mg/L
2-Methyl-4,6-dinitrophenol	0/12		9.00E-03 - 5.00E-02	NT	2.13E-02	mg/L
2-Methylnaphthalene	0/12		9.00E-03 - 1.00E-02	NT	4.92E-03	mg/L
2-Methylphenol	0/12		9.00E-03 - 1.00E-02	NT	4.92E-03	mg/L
2-Methylpyridine	0/2		9.00E-03 - 9.00E-03	NT	4.50E-03	mg/L
2-Naphthalenamine	0/2		9.00E-03 - 9.00E-03	NT	4.50E-03	mg/L
2-Nitrobenzenamine	0/12		9.00E-03 - 5.00E-02	NT	2.13E-02	mg/L
2-Nitrophenol	0/12		9.00E-03 - 1.00E-02	NT	4.92E-03	mg/L
2-Propanol	0/3		1.40E-01 - 5.40E+00	NT	1.16E+00	mg/L
3,3'-Dichlorobenzidine	0/12		9.00E-03 - 2.00E-02	NT	7.42E-03	mg/L
3,3'-Dimethylbenzidine	0/2		9.00E-03 - 9.00E-03	NT	4.50E-03	mg/L
3-Methylcholanthrene	0/2		9.00E-03 - 9.00E-03	NT	4.50E-03	mg/L
3-Nitrobenzenamine	0/12		9.00E-03 - 5.00E-02	NT	2.13E-02	mg/L
4,4'-DDD	0/6		1.00E-05 - 1.00E-04	NT	2.00E-05	mg/L
4,4'-DDE	0/6		1.00E-05 - 1.00E-04	NT	2.00E-05	mg/L
4,4'-DDT	0/6		1.00E-05 - 1.00E-04	NT	2.00E-05	mg/L
4-Aminobiphenyl	0/2		9.00E-03 - 9.00E-03	NT	4.50E-03	mg/L
4-Bromophenyl phenyl ether	0/12		9.00E-03 - 1.00E-02	NT	4.92E-03	mg/L
4-Chloro-3-methylphenol	0/12		9.00E-03 - 1.00E-02	NT	4.92E-03	mg/L
4-Chlorobenzenamine	0/12		9.00E-03 - 2.00E-02	NT	5.75E-03	mg/L
4-Chlorophenyl phenyl ether	0/12		9.00E-03 - 1.00E-02	NT	4.92E-03	mg/L
4-Methyl-2-pentanone	1/22	2.50E-03 - 2.50E-03	1.10E-03 - 2.50E+01	L	2.21E-01	mg/L
4-Methylphenol	0/12		1.00E-02 - 3.80E-02	NT	7.33E-03	mg/L
4-Nitrobenzenamine	0/12		9.00E-03 - 5.00E-02	NT	2.12E-02	mg/L
4-Nitrophenol	0/12		9.00E-03 - 5.00E-02	NT	2.13E-02	mg/L

Table 2.5 Data summary for all analytes (continued)

----- AREA_CODE=1 MEDIA=RGA Groundwater -----
(continued)

Analyte	Frequency of Detection	Detected Range	Nondetected Range	Distribution	Arithmetic Mean	Units
4-Nitroquinoline-1-oxide	0/2		9.00E-03 - 9.00E-03	NT	4.50E-03	mg/L
5-(2-Propenyl)-1,3-benzodioxole (Safrole)	0/2		9.00E-03 - 9.00E-03	NT	4.50E-03	mg/L
5-Nitro-o-toluidine	0/2		9.00E-03 - 9.00E-03	NT	4.50E-03	mg/L
7,12-Dimethylbenz(a)anthracene	0/2		9.00E-03 - 9.00E-03	NT	4.50E-03	mg/L
Acenaphthene	0/12		9.00E-03 - 1.00E-02	NT	4.92E-03	mg/L
Acenaphthylene	0/12		9.00E-03 - 1.00E-02	NT	4.92E-03	mg/L
Acetone	4/24	5.40E-03 - 2.30E-02	1.40E-03 - 2.50E+01	L	8.19E-03	mg/L
Acetonitrile	0/2		3.00E-02 - 3.00E-02	NT	1.50E-02	mg/L
Acetophenone	0/2		9.00E-03 - 9.00E-03	NT	4.50E-03	mg/L
Acrolein	0/6		2.00E-02 - 1.30E+02	NT	1.14E+01	mg/L
Acrylonitrile	0/6		2.00E-02 - 1.30E+02	NT	1.14E+01	mg/L
Aldrin	0/6		5.00E-06 - 5.00E-05	NT	1.04E-05	mg/L
Allyl chloride	0/2		5.00E-03 - 5.00E-03	NT	2.50E-03	mg/L
Aniline	0/2		9.00E-03 - 9.00E-03	NT	4.50E-03	mg/L
Anthracene	0/12		9.00E-03 - 1.00E-02	NT	4.92E-03	mg/L
Aramite	0/2		9.00E-03 - 9.00E-03	NT	4.50E-03	mg/L
Benz(a)anthracene	0/12		9.00E-03 - 1.00E-02	NT	4.92E-03	mg/L
Benzene	0/627		5.00E-03 - 5.00E+01	NT	3.22E-01	mg/L
Benzenemethanol	0/8		9.00E-03 - 2.00E-02	NT	6.13E-03	mg/L
Benzo(a)pyrene	0/12		9.00E-03 - 1.00E-02	NT	4.92E-03	mg/L
Benzo(b)fluoranthene	0/12		9.00E-03 - 1.00E-02	NT	4.92E-03	mg/L
Benzo(ghi)perylene	0/12		9.00E-03 - 1.00E-02	NT	4.92E-03	mg/L
Benzo(k)fluoranthene	0/12		9.00E-03 - 1.00E-02	NT	4.92E-03	mg/L
Benzoic acid	0/6		5.00E-02 - 5.00E-02	NT	2.50E-02	mg/L
Benzyl Chloride	0/2		5.00E-03 - 5.00E-03	NT	2.50E-03	mg/L
Bis(2-chloroethoxy)methane	0/12		9.00E-03 - 1.00E-02	NT	4.92E-03	mg/L
Bis(2-chloroethyl) ether	0/12		9.00E-03 - 1.00E-02	NT	4.92E-03	mg/L
Bis(2-chloroisopropyl)ether	0/12		9.00E-03 - 1.00E-02	NT	4.92E-03	mg/L
Bis(2-ethylhexyl)phthalate	2/12	1.00E-03 - 2.00E-03	9.00E-03 - 1.00E-02	N	4.21E-03	mg/L
Bromodichloromethane	0/665		5.00E-03 - 5.00E+01	NT	9.64E-01	mg/L
Bromoform	0/25		4.40E-04 - 1.30E+01	NT	3.03E-01	mg/L
Bromomethane	0/23		2.50E-04 - 2.50E+01	NT	5.74E-01	mg/L
Butyl benzyl phthalate	1/12	1.00E-03 - 1.00E-03	9.00E-03 - 1.00E-02	N	4.54E-03	mg/L
Carbazole	0/12		9.00E-03 - 1.00E-02	NT	4.92E-03	mg/L
Carbon disulfide	0/22		3.30E-04 - 1.30E+01	NT	3.25E-01	mg/L
Carbon tetrachloride	4/668	1.20E-02 - 1.60E-01	5.00E-03 - 5.00E+01	N	9.62E-01	mg/L
Chlordene	0/2		1.00E-03 - 1.00E-03	NT	5.00E-04	mg/L
Chlorobenzene	1/22	2.00E-03 - 2.00E-03	4.90E-04 - 1.30E+01	L	5.20E-02	mg/L
Chlorobenzilate	0/2		9.00E-03 - 9.00E-03	NT	4.50E-03	mg/L
Chloroethane	0/30		1.40E-03 - 2.50E+01	NT	5.11E-01	mg/L

Table 2.5 Data summary for all analytes (continued)

----- AREA_CODE=1 MEDIA=RGa Groundwater -----
(continued)

Analyte	Frequency of Detection	Detected Range	Nondetected Range	Distribution	Arithmetic Mean	Units
Chloroform	6/666	1.00E-03 - 1.40E-02	5.00E-03 - 5.00E+01	N	9.64E-01	mg/L
Chloromethane	0/23		3.70E-04 - 2.50E+01	NT	5.74E-01	mg/L
Chrysene	0/12		9.00E-03 - 1.00E-02	NT	4.92E-03	mg/L
Di-n-butyl phthalate	2/12	8.00E-03 - 2.10E-02	1.00E-02 - 1.00E-02	L	6.95E-03	mg/L
Di-n-octylphthalate	0/12		9.00E-03 - 1.00E-02	NT	4.92E-03	mg/L
Diallate	0/2		9.00E-03 - 9.00E-03	NT	4.50E-03	mg/L
Dibenz(a,h)anthracene	0/12		9.00E-03 - 1.00E-02	NT	4.92E-03	mg/L
Dibenzofuran	0/12		9.00E-03 - 1.00E-02	NT	4.92E-03	mg/L
Dibromochloromethane	0/22		4.30E-04 - 1.30E+01	NT	3.12E-01	mg/L
Dibromomethane	0/6		5.00E-03 - 1.30E+01	NT	1.14E+00	mg/L
Dichlorodifluoromethane	0/6		5.00E-03 - 1.30E+01	NT	1.14E+00	mg/L
Dichloroethene	0/3		5.00E-01 - 5.00E+01	NT	1.68E+01	mg/L
Dieldrin	0/6		1.00E-05 - 1.00E-04	NT	2.00E-05	mg/L
Diethyl phthalate	0/12		9.00E-03 - 1.00E-02	NT	4.92E-03	mg/L
Dimethoate	0/2		9.00E-03 - 9.00E-03	NT	4.50E-03	mg/L
Dimethyl phthalate	0/12		9.00E-03 - 1.00E-02	NT	4.92E-03	mg/L
Dimethylbenzene	1/627	2.20E+00 - 2.20E+00	5.00E-03 - 1.00E+02	N	5.60E-01	mg/L
Dinoseb	0/2		9.00E-03 - 9.00E-03	NT	4.50E-03	mg/L
Diphenylamine	0/2		9.00E-03 - 9.00E-03	NT	4.50E-03	mg/L
Disulfoton	0/2		9.00E-03 - 9.00E-03	NT	4.50E-03	mg/L
Endosulfan I	0/6		5.00E-06 - 5.00E-05	NT	1.04E-05	mg/L
Endosulfan II	0/6		1.00E-05 - 1.00E-04	NT	2.00E-05	mg/L
Endosulfan sulfate	0/6		1.00E-05 - 1.00E-04	NT	2.00E-05	mg/L
Endrin	0/6		1.00E-05 - 1.00E-04	NT	2.00E-05	mg/L
Endrin aldehyde	0/6		1.00E-05 - 1.00E-04	NT	2.00E-05	mg/L
Endrin ketone	0/5		1.00E-05 - 1.00E-05	NT	5.00E-06	mg/L
Ethane	8/15	1.00E-03 - 1.97E-01	3.00E-02 - 3.00E-02	L	2.49E-02	mg/L
Ethyl cyanide	0/6		1.00E-02 - 2.50E+02	NT	2.19E+01	mg/L
Ethyl methacrylate	0/6		5.00E-03 - 1.30E+01	NT	1.14E+00	mg/L
Ethyl methanesulfonate	0/2		9.00E-03 - 9.00E-03	NT	4.50E-03	mg/L
Ethylbenzene	1/628	8.70E-01 - 8.70E-01	5.00E-03 - 5.00E+01	N	3.22E-01	mg/L
Ethylene	8/15	7.00E-03 - 4.17E+00	3.00E-02 - 3.00E-02	L	8.38E-02	mg/L
Famphur	0/1		9.00E+00 - 9.00E+00	NT	4.50E+00	mg/L
Fluoranthene	0/12		9.00E-03 - 1.00E-02	NT	4.92E-03	mg/L
Fluorene	0/12		9.00E-03 - 1.00E-02	NT	4.92E-03	mg/L
Heptachlor	0/6		5.00E-06 - 5.00E-05	NT	1.04E-05	mg/L
Heptachlor epoxide	0/6		5.00E-06 - 5.00E-05	NT	1.04E-05	mg/L
Hexachloro-1-propene	0/2		9.00E-03 - 9.00E-03	NT	4.50E-03	mg/L
Hexachlorobenzene	0/12		9.00E-03 - 1.00E-02	NT	4.92E-03	mg/L
Hexachlorobutadiene	0/12		9.00E-03 - 1.00E-02	NT	4.92E-03	mg/L

Table 2.5 Data summary for all analytes (continued)

----- AREA_CODE=1 MEDIA=RGA Groundwater -----
(continued)

Analyte	Frequency of Detection	Detected Range	Nondetected Range	Distribution	Arithmetic Mean	Units
Hexachlorocyclopentadiene	0/12		9.00E-03 - 1.00E-02	NT	4.92E-03	mg/L
Hexachloroethane	0/12		9.00E-03 - 1.00E-02	NT	4.92E-03	mg/L
Hexachlorophene	0/2		1.90E-01 - 1.90E-01	NT	9.50E-02	mg/L
Indeno(1,2,3-cd)pyrene	0/12		9.00E-03 - 1.00E-02	NT	4.92E-03	mg/L
Iodomethane	0/6		5.00E-03 - 1.30E+01	NT	1.14E+00	mg/L
Isobutanol	0/2		5.00E-03 - 5.00E-03	NT	2.50E-03	mg/L
Isodrin	0/2		9.00E-03 - 9.00E-03	NT	4.50E-03	mg/L
Isophorone	0/12		9.00E-03 - 1.00E-02	NT	4.92E-03	mg/L
Isosafrole	0/2		9.00E-03 - 9.00E-03	NT	4.50E-03	mg/L
Kepone	0/2		1.90E-01 - 1.90E-01	NT	9.50E-02	mg/L
Lindane	0/6		5.00E-06 - 5.00E-05	NT	1.04E-05	mg/L
Methacrylonitrile	0/6		5.00E-03 - 1.30E+01	NT	1.14E+00	mg/L
Methapyrilene	0/2		9.00E-03 - 9.00E-03	NT	4.50E-03	mg/L
Methoxychlor	0/6		1.00E-04 - 5.00E-04	NT	1.17E-04	mg/L
Methyl methacrylate	0/6		5.00E-03 - 1.30E+01	NT	1.14E+00	mg/L
Methyl methanesulfonate	0/2		9.00E-03 - 9.00E-03	NT	4.50E-03	mg/L
Methyl parathion	0/2		9.00E-03 - 9.00E-03	NT	4.50E-03	mg/L
Methylene chloride	8/22	4.00E-03 - 1.30E-01	3.50E-04 - 1.30E+01	L	3.85E-03	mg/L
N-Nitroso-di-n-butylamine	0/2		9.00E-03 - 9.00E-03	NT	4.50E-03	mg/L
N-Nitroso-di-n-propylamine	0/12		9.00E-03 - 1.00E-02	NT	4.92E-03	mg/L
N-Nitrosodiethylamine	0/2		9.00E-03 - 9.00E-03	NT	4.50E-03	mg/L
N-Nitrosodimethylamine	0/2		9.00E-03 - 9.00E-03	NT	4.50E-03	mg/L
N-Nitrosodiphenylamine	0/12		9.00E-03 - 1.00E-02	NT	4.92E-03	mg/L
N-Nitrosomethylethylamine	0/2		9.00E-03 - 9.00E-03	NT	4.50E-03	mg/L
N-Nitrosomorpholine	0/2		9.00E-03 - 9.00E-03	NT	4.50E-03	mg/L
N-Nitrosopiperidine	0/2		9.00E-03 - 9.00E-03	NT	4.50E-03	mg/L
N-Nitrosopyrrolidine	0/2		9.00E-03 - 9.00E-03	NT	4.50E-03	mg/L
Naphthalene	0/12		9.00E-03 - 1.00E-02	NT	4.92E-03	mg/L
Nitrobenzene	0/12		9.00E-03 - 1.00E-02	NT	4.92E-03	mg/L
O,O,O-Triethylphosphorothioate	0/2		9.00E-03 - 9.00E-03	NT	4.50E-03	mg/L
PCB-1016	0/6		1.00E-04 - 1.00E-03	NT	4.27E-04	mg/L
PCB-1221	0/6		1.00E-04 - 2.00E-03	NT	7.83E-04	mg/L
PCB-1232	0/6		1.00E-04 - 1.00E-03	NT	4.10E-04	mg/L
PCB-1242	0/6		1.00E-04 - 1.00E-03	NT	4.10E-04	mg/L
PCB-1248	0/6		1.00E-04 - 1.00E-03	NT	4.10E-04	mg/L
PCB-1254	0/6		1.00E-04 - 1.00E-03	NT	4.10E-04	mg/L
PCB-1260	0/6		1.00E-04 - 1.00E-03	NT	4.10E-04	mg/L
Parathion	0/2		9.00E-03 - 9.00E-03	NT	4.50E-03	mg/L
Pentachlorobenzene	0/2		9.00E-03 - 9.00E-03	NT	4.50E-03	mg/L
Pentachloroethane	0/2		9.00E-03 - 9.00E-03	NT	4.50E-03	mg/L

Table 2.5 Data summary for all analytes (continued)

----- AREA_CODE=1 MEDIA=RGa Groundwater -----
(continued)

Analyte	Frequency of Detection	Detected Range	Nondetected Range	Distribution	Arithmetic Mean	Units
Pentachloronitrobenzene	0/2		9.00E-03 - 9.00E-03	NT	4.50E-03	mg/L
Pentachlorophenol	0/12		9.00E-03 - 5.00E-02	NT	2.13E-02	mg/L
Phenacetin	0/2		9.00E-03 - 9.00E-03	NT	4.50E-03	mg/L
Phenanthrene	0/12		9.00E-03 - 1.00E-02	NT	4.92E-03	mg/L
Phenol	0/12		9.00E-03 - 1.00E-02	NT	4.92E-03	mg/L
Phorate	0/2		9.00E-03 - 9.00E-03	NT	4.50E-03	mg/L
Polychlorinated biphenyl	0/36		1.00E-04 - 1.70E-04	NT	1.37E-04	mg/L
Pronamide	0/2		9.00E-03 - 9.00E-03	NT	4.50E-03	mg/L
Pyrene	0/12		9.00E-03 - 1.00E-02	NT	4.92E-03	mg/L
Pyridine	0/2		9.00E-03 - 9.00E+01	NT	2.25E+01	mg/L
Styrene	0/23		4.00E-04 - 1.30E+01	NT	2.98E-01	mg/L
Sulfotepp	0/2		9.00E-03 - 9.00E-03	NT	4.50E-03	mg/L
Tetrachloroethene	7/689	1.90E-03 - 3.20E-01	5.00E-03 - 5.00E+01	N	1.59E+00	mg/L
Thionazin	0/2		9.00E-03 - 9.00E-03	NT	4.50E-03	mg/L
Toluene	3/628	1.00E-03 - 1.10E-02	5.00E-03 - 5.00E+01	N	3.21E-01	mg/L
Toxaphene	0/6		1.00E-04 - 5.00E-03	NT	1.09E-03	mg/L
Trans-1,4-Dichloro-2-butene	0/4		1.30E-02 - 1.30E+01	NT	1.71E+00	mg/L
Trichloroethene	816/1E3	7.00E-04 - 4.60E+02	1.00E-03 - 1.00E+00	N	1.14E+01	mg/L
Trichlorofluoromethane	0/8		5.00E-03 - 1.30E+01	NT	8.54E-01	mg/L
Vinyl acetate	0/15		5.00E-03 - 1.30E+01	NT	4.67E-01	mg/L
Vinyl chloride	2/680	2.50E+00 - 6.30E+00	1.30E-03 - 1.00E+02	N	3.53E+00	mg/L
a,a-Dimethylphenethylamine	0/2		9.00E-03 - 9.00E-03	NT	4.50E-03	mg/L
alpha-BHC	0/6		5.00E-06 - 5.00E-05	NT	1.04E-05	mg/L
alpha-Chlordane	0/6		5.00E-06 - 5.00E-05	NT	1.04E-05	mg/L
beta-BHC	0/6		5.00E-06 - 5.00E-05	NT	1.04E-05	mg/L
cis-1,2-Dichloroethene	25/670	1.10E-03 - 4.20E+00	4.70E-04 - 5.00E+01	N	1.77E+00	mg/L
cis-1,3-Dichloropropene	0/22		4.00E-04 - 1.30E+01	NT	3.12E-01	mg/L
cis-1,4-Dichloro-2-Butene	0/2		2.00E-02 - 2.00E-02	NT	1.00E-02	mg/L
delta-BHC	0/6		5.00E-06 - 5.00E-05	NT	1.04E-05	mg/L
gamma-Chlordane	0/6		5.00E-06 - 1.00E-03	NT	9.29E-05	mg/L
m,p-Xylene	0/2		5.00E-03 - 5.00E-03	NT	2.50E-03	mg/L
o-Toluidine	0/2		9.00E-03 - 9.00E-03	NT	4.50E-03	mg/L
p-Dimethylaminoazobenzene	0/2		9.00E-03 - 9.00E-03	NT	4.50E-03	mg/L
p-Phenylenediamine	0/2		9.00E-03 - 9.00E-03	NT	4.50E-03	mg/L
trans-1,2-Dichloroethene	4/666	4.90E-04 - 1.20E+00	4.80E-04 - 5.00E+01	N	1.77E+00	mg/L
trans-1,3-Dichloropropene	0/23		4.70E-04 - 1.30E+01	NT	2.98E-01	mg/L
Alpha activity	606/885	7.00E-02 - 6.59E+01	-1.59E+02 - 1.00E+03	N	4.45E+01	pCi/L
Americium-241	13/21	1.00E-02 - 3.50E+00	-1.30E+00 - 2.30E-01	L	4.02E-01	pCi/L
Beta activity	794/885	1.00E+00 - 9.83E+03	-1.00E+01 - 1.00E+03	N	2.19E+02	pCi/L
Cesium-137	9/36	1.00E-01 - 2.07E+01	-2.70E+00 - 1.87E+04	L	1.72E+00	pCi/L

Table 2.5 Data summary for all analytes (continued)

----- AREA_CODE=1 MEDIA=RGa Groundwater -----
(continued)

Analyte	Frequency of Detection	Detected Range	Nondetected Range	Distribution	Arithmetic Mean	Units
Cobalt-60	8/11	2.00E-01 - 2.30E+00	-6.00E-01 --2.00E-01	L	8.75E-01	pCi/L
Neptunium-237	36/58	3.00E-02 - 1.44E+01	-7.34E-01 - 2.04E+00	L	3.94E-01	pCi/L
Plutonium-238	9/13	1.00E-02 - 7.00E-02	-1.40E-01 - 0.00E+00	N	6.54E-03	pCi/L
Plutonium-239	12/38	1.00E-02 - 2.00E-01	-1.26E-01 - 0.00E+00	L	8.51E-02	pCi/L
Plutonium-239/240	5/7	8.87E-04 - 3.06E-02	-3.99E-03 --3.54E-03	L	9.95E-03	pCi/L
Protactinium-234	0/6		-2.80E+01 --9.30E-01	NT	-7.25E+00	pCi/L
Radium-226	40/45	6.00E-02 - 7.39E+02	0.00E+00 - 0.00E+00	L	1.96E+00	pCi/L
Radon-222	311/311	1.10E+01 - 9.48E+03		N	1.77E+02	pCi/L
Technetium-99	1E3/2E3	2.00E-01 - 1.67E+04	-1.00E+01 - 8.80E-01	N	3.12E+02	pCi/L
Thorium-230	41/52	2.69E-02 - 4.70E+00	-5.00E-01 - 6.00E-02	L	4.78E-01	pCi/L
Uranium-234	24/32	3.00E-02 - 2.00E+02	5.00E-02 - 5.00E-01	L	8.38E-01	pCi/L
Uranium-235	10/22	1.00E-02 - 9.96E+00	-1.00E-02 - 8.00E-02	L	6.55E-02	pCi/L
Uranium-235/236	8/10	1.00E-02 - 3.50E-01	0.00E+00 - 0.00E+00	L	8.60E-02	pCi/L
Uranium-238	21/29	1.00E-02 - 2.11E+02	-1.00E-02 - 3.00E-01	L	7.31E-01	pCi/L

----- AREA_CODE=1 MEDIA=UCRS Groundwater -----

Analyte	Frequency of Detection	Detected Range	Nondetected Range	Distribution	Arithmetic Mean	Units
Aluminum	129/151	6.80E-02 - 6.24E+01	1.00E-01 - 1.00E+00	L	2.10E+00	mg/L
Ammonia as Nitrogen	2/4	6.00E-02 - 1.60E-01	3.00E-02 - 3.00E-02	N	3.50E-02	mg/L
Antimony	3/133	2.48E-02 - 2.79E-02	2.40E-03 - 2.50E-01	N	4.50E-02	mg/L
Arsenic	69/263	2.30E-03 - 4.53E-01	1.00E-03 - 5.00E-03	N	1.13E-02	mg/L
Barium	126/134	1.80E-02 - 8.88E-01	5.00E-02 - 7.00E-02	L	2.57E-01	mg/L
Beryllium	5/127	2.00E-04 - 1.70E-03	2.00E-04 - 2.50E-02	N	3.36E-03	mg/L
Cadmium	6/269	1.20E-02 - 1.80E-02	2.67E-04 - 1.00E-01	N	6.94E-03	mg/L
Calcium	164/164	1.50E+00 - 3.78E+02		L	2.25E+01	mg/L
Chloride	161/162	4.20E+00 - 6.29E+02	2.00E+00 - 2.00E+00	L	1.03E+02	mg/L
Chromium	46/262	2.70E-03 - 1.36E+00	1.00E-02 - 6.00E-02	N	3.00E-02	mg/L
Chromium, hexavalent	0/17		1.00E-02 - 2.50E-01	NT	2.21E-02	mg/L
Cobalt	9/125	2.00E-03 - 6.76E-02	5.00E-03 - 1.00E-01	N	2.33E-02	mg/L
Copper	16/127	2.00E-03 - 3.30E-02	8.70E-03 - 1.00E-01	N	7.59E-03	mg/L
Cyanide	2/9	5.00E-03 - 1.00E-02	2.40E-03 - 6.00E-03	L	2.13E-03	mg/L
Fluoride	85/134	1.00E-01 - 2.40E+00	2.00E-02 - 2.00E-01	N	1.96E-01	mg/L
Iron	158/170	1.50E-02 - 3.44E+02	2.50E-01 - 5.00E-01	L	3.59E+00	mg/L
Kjeldahl Nitrogen	3/4	6.78E-01 - 8.95E+00	8.00E+00 - 8.00E+00	N	2.39E+00	mg/L
Lead	10/193	1.80E-03 - 1.38E+00	1.00E-03 - 2.50E-01	N	3.94E-02	mg/L

Table 2.5 Data summary for all analytes (continued)

----- AREA_CODE=1 MEDIA=UCRS Groundwater -----
(continued)

Analyte	Frequency of Detection	Detected Range	Nondetected Range	Distribution	Arithmetic Mean	Units
Magnesium	173/173	5.85E-01 - 9.40E+01		L	1.07E+01	mg/L
Manganese	143/168	8.00E-03 - 2.70E+01	5.00E-03 - 1.00E-01	L	3.93E-01	mg/L
Mercury	2/180	2.00E-04 - 3.00E-04	2.00E-04 - 4.70E-02	N	5.11E-04	mg/L
Molybdenum	1/105	1.00E-02 - 1.00E-02	4.40E-03 - 1.00E-01	N	2.49E-02	mg/L
Nickel	48/137	8.20E-03 - 2.30E+00	5.00E-02 - 1.00E-01	N	1.05E-01	mg/L
Nitrate as Nitrogen	40/150	1.00E+00 - 2.69E+01	1.00E+00 - 1.00E+00	N	6.98E-01	mg/L
Nitrate/Nitrite	7/9	9.90E-03 - 9.38E+00	5.00E-02 - 5.00E-02	L	5.07E-01	mg/L
Orthophosphate	3/3	1.50E-01 - 1.60E-01		N	7.83E-02	mg/L
Phosphorous	0/1		1.00E-01 - 1.00E-01	NT	5.00E-02	mg/L
Potassium	32/165	4.54E-01 - 2.98E+01	1.80E-02 - 1.05E+01	N	2.34E+00	mg/L
Selenium	9/183	1.70E-03 - 1.60E-02	1.00E-03 - 1.50E-02	N	2.52E-03	mg/L
Silica	87/87	9.00E+00 - 7.90E+01		L	1.58E+01	mg/L
Silver	3/27	3.30E-03 - 5.00E-03	2.00E-03 - 6.00E-02	L	2.77E-03	mg/L
Sodium	173/173	5.03E+00 - 2.81E+02		L	5.33E+01	mg/L
Strontium	9/10	7.46E-01 - 1.64E+00	1.21E+00 - 1.21E+00	L	1.12E+00	mg/L
Sulfate	17/18	5.20E+00 - 2.19E+02	3.00E+01 - 3.00E+01	L	7.68E+01	mg/L
Sulfide	3/4	1.20E+00 - 6.40E+01	1.00E+00 - 1.00E+00	N	8.53E+00	mg/L
Tetraoxo-sulfate(1-)	138/143	5.00E+00 - 6.95E+02	5.00E+00 - 5.00E+00	L	8.23E+01	mg/L
Thallium	2/108	7.30E-03 - 9.10E-02	4.67E-04 - 4.70E-01	N	4.58E-02	mg/L
Tin	1/5	2.60E-02 - 2.60E-02	1.00E-02 - 2.80E-01	N	3.50E-02	mg/L
Total Phosphate as Phosphorus	0/48		1.00E-01 - 2.00E+00	NT	9.44E-01	mg/L
Uranium	41/226	2.80E-04 - 1.30E-01	1.00E-03 - 9.20E-02	N	9.31E-03	mg/L
Vanadium	94/110	1.80E-03 - 7.11E-01	1.00E-03 - 5.00E-02	N	6.75E-02	mg/L
Zinc	66/128	2.70E-03 - 9.90E-02	5.00E-03 - 2.50E-01	L	1.49E-02	mg/L
1,1,1,2-Tetrachloroethane	0/1		1.30E+01 - 1.30E+01	NT	6.50E+00	mg/L
1,1,1-Trichloroethane	2/106	3.00E-03 - 1.60E-02	3.60E-04 - 5.00E+01	N	3.91E-01	mg/L
1,1,2,2-Tetrachloroethane	0/14		1.20E-03 - 1.30E+01	NT	4.66E-01	mg/L
1,1,2-Trichloro-1,2,2-trifluoroethane	0/3		3.60E-04 - 3.60E-04	NT	1.80E-04	mg/L
1,1,2-Trichloroethane	0/146		5.30E-04 - 5.00E+01	NT	1.94E+00	mg/L
1,1-Dichloroethane	3/108	1.10E-03 - 1.20E-02	3.70E-04 - 5.00E+01	N	3.86E-01	mg/L
1,1-Dichloroethene	10/125	1.60E-03 - 2.00E-01	4.40E-04 - 5.00E+01	N	3.55E-01	mg/L
1,2,3-Trichloropropane	0/1		1.30E+01 - 1.30E+01	NT	6.50E+00	mg/L
1,2,4,5-Tetrachlorobenzene	0/3		4.30E-03 - 4.30E-03	NT	2.15E-03	mg/L
1,2,4-Trichlorobenzene	0/10		1.10E-03 - 1.00E-02	NT	3.67E-03	mg/L
1,2-Dibromoethane	0/1		1.30E+01 - 1.30E+01	NT	6.50E+00	mg/L
1,2-Dichlorobenzene	0/10		3.20E-04 - 1.00E-02	NT	3.55E-03	mg/L
1,2-Dichloroethane	1/152	2.00E-03 - 2.00E-03	2.70E-04 - 5.00E+01	N	1.90E+00	mg/L
1,2-Dichloroethene	2/10	5.00E-03 - 1.40E-02	5.00E-03 - 5.00E-03	N	2.95E-03	mg/L
1,2-Dichloropropane	0/14		2.60E-04 - 1.30E+01	NT	4.66E-01	mg/L
1,2-Dimethylbenzene	0/1		1.30E+01 - 1.30E+01	NT	6.50E+00	mg/L

Table 2.5 Data summary for all analytes (continued)

----- AREA_CODE=1 MEDIA=UCRS Groundwater -----
(continued)

Analyte	Frequency of Detection	Detected Range	Nondetected Range	Distribution	Arithmetic Mean	Units
1,2-Diphenylhydrazine	0/3		2.00E-04 - 2.00E-04	NT	1.00E-04	mg/L
1,3,5-Trinitrobenzene	0/2		6.00E-03 - 6.00E-03	NT	3.00E-03	mg/L
1,3-Dichlorobenzene	0/12		3.60E-04 - 1.00E-02	NT	3.38E-03	mg/L
1,3-Dinitrobenzene	0/2		6.00E-03 - 6.00E-03	NT	3.00E-03	mg/L
1,4-Dichlorobenzene	0/10		3.20E-04 - 1.00E-02	NT	3.55E-03	mg/L
1-Chloronaphthalene	0/3		2.20E-04 - 2.20E-04	NT	1.10E-04	mg/L
1-Naphthalenamine	0/3		2.60E-04 - 2.60E-04	NT	1.30E-04	mg/L
2,3,4,6-Tetrachlorophenol	0/3		4.40E-04 - 4.40E-04	NT	2.20E-04	mg/L
2,4,5-T	0/1		2.00E-04 - 2.00E-04	NT	1.00E-04	mg/L
2,4,5-Trichlorophenol	0/10		1.90E-04 - 5.00E-02	NT	5.53E-03	mg/L
2,4,6-Trichlorophenol	0/10		1.70E-04 - 1.00E-02	NT	3.53E-03	mg/L
2,4-D	0/1		1.00E-03 - 1.00E-03	NT	5.00E-04	mg/L
2,4-Dichlorophenol	1/10	4.00E-04 - 4.00E-04	1.60E-04 - 1.00E-02	L	9.05E-03	mg/L
2,4-Dimethylphenol	1/10	4.40E-03 - 4.40E-03	1.10E-04 - 1.00E-02	N	3.73E-03	mg/L
2,4-Dinitrophenol	0/10		1.20E-02 - 5.00E-02	NT	1.88E-02	mg/L
2,4-Dinitrotoluene	0/11		7.00E-05 - 1.00E-02	NT	3.46E-03	mg/L
2,6-Dichlorophenol	0/3		5.00E-04 - 5.00E-04	NT	2.50E-04	mg/L
2,6-Dinitrotoluene	0/11		2.20E-04 - 1.00E-02	NT	3.48E-03	mg/L
2-Butanone	0/13		3.40E-03 - 2.50E+01	NT	9.97E-01	mg/L
2-Chloro-1,3-butadiene	0/1		1.30E+01 - 1.30E+01	NT	6.50E+00	mg/L
2-Chloroethyl vinyl ether	0/1		2.50E+01 - 2.50E+01	NT	1.25E+01	mg/L
2-Chloronaphthalene	0/10		1.20E-04 - 1.00E-02	NT	3.52E-03	mg/L
2-Chlorophenol	0/10		2.70E-04 - 1.00E-02	NT	3.54E-03	mg/L
2-Hexanone	0/14		1.10E-03 - 2.50E+01	NT	9.11E-01	mg/L
2-Methyl-4,6-dinitrophenol	0/10		3.40E-03 - 5.00E-02	NT	1.75E-02	mg/L
2-Methylnaphthalene	0/10		2.90E-04 - 1.00E-02	NT	3.54E-03	mg/L
2-Methylphenol	0/10		2.00E-04 - 1.00E-02	NT	3.53E-03	mg/L
2-Methylpyridine	0/3		3.40E-03 - 3.40E-03	NT	1.70E-03	mg/L
2-Naphthalenamine	0/3		2.90E-04 - 2.90E-04	NT	1.45E-04	mg/L
2-Nitrobenzenamine	0/10		1.10E-04 - 5.00E-02	NT	1.70E-02	mg/L
2-Nitrophenol	0/10		2.40E-04 - 1.00E-02	NT	3.54E-03	mg/L
2-Propanol	0/1		1.40E+02 - 1.40E+02	NT	7.00E+01	mg/L
3,3'-Dichlorobenzidine	0/10		4.00E-03 - 2.00E-02	NT	7.10E-03	mg/L
3-Methylcholanthrene	0/3		1.60E-04 - 1.60E-04	NT	8.00E-05	mg/L
3-Nitrobenzenamine	0/10		1.50E-04 - 5.00E-02	NT	1.70E-02	mg/L
4,4'-DDD	0/9		1.00E-05 - 1.90E-04	NT	3.51E-05	mg/L
4,4'-DDE	0/9		1.00E-05 - 2.20E-04	NT	4.01E-05	mg/L
4,4'-DDT	0/9		1.00E-05 - 1.10E-04	NT	2.17E-05	mg/L
4-Aminobiphenyl	0/3		5.50E-04 - 5.50E-04	NT	2.75E-04	mg/L
4-Bromophenyl phenyl ether	0/10		2.20E-04 - 1.00E-02	NT	3.53E-03	mg/L

Table 2.5 Data summary for all analytes (continued)

----- AREA_CODE=1 MEDIA=UCRS Groundwater -----
(continued)

Analyte	Frequency of Detection	Detected Range	Nondetected Range	Distribution	Arithmetic Mean	Units
4-Chloro-3-methylphenol	0/10		2.80E-04 - 1.00E-02	NT	3.54E-03	mg/L
4-Chlorobenzeneamine	0/10		7.70E-04 - 1.00E-02	NT	3.62E-03	mg/L
4-Chlorophenyl phenyl ether	0/10		2.30E-04 - 1.00E-02	NT	3.53E-03	mg/L
4-Methyl-2-pentanone	1/13	1.90E-03 - 1.90E-03	1.10E-03 - 2.50E+01	L	4.27E-01	mg/L
4-Methylphenol	1/10	2.10E-04 - 2.10E-04	1.80E-04 - 1.00E-02	L	9.54E-03	mg/L
4-Nitrobenzeneamine	0/10		1.20E-03 - 5.00E-02	NT	1.72E-02	mg/L
4-Nitrophenol	0/10		3.90E-04 - 5.00E-02	NT	1.71E-02	mg/L
7,12-Dimethylbenz(a)anthracene	0/3		5.80E-03 - 5.80E-03	NT	2.90E-03	mg/L
Acenaphthene	0/17		2.10E-04 - 1.00E-02	NT	3.11E-03	mg/L
Acenaphthylene	0/17		1.10E-04 - 1.00E-02	NT	3.10E-03	mg/L
Acetone	1/14	5.20E-03 - 5.20E-03	1.40E-03 - 2.50E+01	L	5.43E-01	mg/L
Acetophenone	0/3		1.20E-04 - 1.20E-04	NT	6.00E-05	mg/L
Acrolein	0/1		1.30E+02 - 1.30E+02	NT	6.50E+01	mg/L
Acrylonitrile	0/1		1.30E+02 - 1.30E+02	NT	6.50E+01	mg/L
Aldrin	0/9		5.00E-06 - 3.50E-04	NT	6.03E-05	mg/L
Aniline	0/3		2.60E-04 - 2.60E-04	NT	1.30E-04	mg/L
Anthracene	0/17		2.40E-04 - 1.00E-02	NT	3.11E-03	mg/L
Azinphos-methyl	0/1		1.10E-04 - 1.10E-04	NT	5.50E-05	mg/L
Benz(a)anthracene	0/17		1.90E-04 - 1.00E-02	NT	3.11E-03	mg/L
Benzene	3/189	1.00E-03 - 7.80E-03	3.80E-04 - 5.00E+01	N	2.32E-01	mg/L
Benzenemethanol	0/4		2.90E-04 - 1.00E-02	NT	1.36E-03	mg/L
Benzidine	0/3		3.80E-02 - 3.80E-02	NT	1.90E-02	mg/L
Benzo(a)pyrene	0/17		1.50E-04 - 1.00E-02	NT	3.10E-03	mg/L
Benzo(b)fluoranthene	0/17		1.60E-04 - 1.00E-02	NT	3.10E-03	mg/L
Benzo(ghi)perylene	0/17		3.20E-04 - 1.00E-02	NT	3.12E-03	mg/L
Benzo(k)fluoranthene	0/17		1.60E-04 - 1.00E-02	NT	3.10E-03	mg/L
Benzoic acid	0/4		6.60E-03 - 5.00E-02	NT	8.73E-03	mg/L
Bis(2-chloroethoxy)methane	0/10		2.50E-04 - 1.00E-02	NT	3.54E-03	mg/L
Bis(2-chloroethyl) ether	0/10		2.90E-04 - 1.00E-02	NT	3.54E-03	mg/L
Bis(2-chloroisopropyl)ether	0/10		3.50E-04 - 1.00E-02	NT	3.55E-03	mg/L
Bis(2-ethylhexyl)phthalate	1/10	1.00E-03 - 1.00E-03	3.00E-04 - 1.00E-02	L	5.80E-03	mg/L
Bromodichloromethane	0/151		5.00E-04 - 5.00E+01	NT	2.04E+00	mg/L
Bromoform	0/13		4.40E-04 - 1.30E+01	NT	5.02E-01	mg/L
Bromomethane	0/14		2.50E-04 - 2.50E+01	NT	8.96E-01	mg/L
Butyl benzyl phthalate	0/10		6.40E-04 - 1.00E-02	NT	3.60E-03	mg/L
Carbazole	0/7		1.00E-02 - 1.00E-02	NT	5.00E-03	mg/L
Carbon disulfide	0/13		3.30E-04 - 1.30E+01	NT	5.13E-01	mg/L
Carbon tetrachloride	0/151		3.50E-04 - 5.00E+01	NT	2.04E+00	mg/L
Chlorobenzene	0/13		4.90E-04 - 1.30E+01	NT	5.02E-01	mg/L
Chloroethane	1/17	8.20E-01 - 8.20E-01	1.40E-03 - 2.50E+01	L	7.15E-01	mg/L

Table 2.5 Data summary for all analytes (continued)

----- AREA_CODE=1 MEDIA=UCRS Groundwater -----
(continued)

Analyte	Frequency of Detection	Detected Range	Nondetected Range	Distribution	Arithmetic Mean	Units
Chloroform	7/153	5.00E-03 - 1.70E-02	4.10E-04 - 5.00E+01	N	2.02E+00	mg/L
Chloromethane	0/14		3.70E-04 - 2.50E+01	NT	8.96E-01	mg/L
Chrysene	0/17		2.10E-04 - 1.00E-02	NT	3.11E-03	mg/L
Co-Ral	0/1		1.10E-04 - 1.10E-04	NT	5.50E-05	mg/L
Demeton O and S	0/1		1.10E-04 - 1.10E-04	NT	5.50E-05	mg/L
Di-n-butyl phthalate	3/10	4.40E-04 - 9.80E-04	1.00E-02 - 1.00E-02	L	7.51E-04	mg/L
Di-n-octylphthalate	0/10		1.50E-04 - 1.00E-02	NT	3.52E-03	mg/L
Diazinon	0/1		1.10E-04 - 1.10E-04	NT	5.50E-05	mg/L
Dibenz(a,h)anthracene	0/17		2.80E-04 - 1.00E-02	NT	3.11E-03	mg/L
Dibenzofuran	0/10		1.10E-04 - 1.00E-02	NT	3.52E-03	mg/L
Dibromochloromethane	0/13		4.30E-04 - 1.30E+01	NT	5.02E-01	mg/L
Dibromomethane	0/1		1.30E+01 - 1.30E+01	NT	6.50E+00	mg/L
Dichlorodifluoromethane	0/1		1.30E+01 - 1.30E+01	NT	6.50E+00	mg/L
Dichloroethene	0/2		5.00E+01 - 5.00E+01	NT	2.50E+01	mg/L
Dichlorvos	0/1		1.10E-04 - 1.10E-04	NT	5.50E-05	mg/L
Dieldrin	0/9		1.00E-05 - 2.80E-04	NT	5.01E-05	mg/L
Diethyl phthalate	1/10	8.50E-04 - 8.50E-04	2.30E-04 - 1.00E-02	L	7.17E-03	mg/L
Dimethyl phthalate	0/10		9.00E-05 - 1.00E-02	NT	3.51E-03	mg/L
Dimethyl-1,2-dibromo-2,2-dichloroethyl phosphat	0/1		1.10E-04 - 1.10E-04	NT	5.50E-05	mg/L
Dimethylbenzene	13/189	7.20E-03 - 2.80E+00	1.30E-03 - 1.00E+02	N	4.07E-01	mg/L
Disulfoton	0/1		1.10E-04 - 1.10E-04	NT	5.50E-05	mg/L
Endosulfan I	0/6		5.00E-06 - 1.00E-05	NT	3.00E-06	mg/L
Endosulfan II	0/6		1.00E-05 - 1.10E-05	NT	5.08E-06	mg/L
Endosulfan sulfate	0/6		1.00E-05 - 1.10E-05	NT	5.08E-06	mg/L
Endrin	0/6		1.00E-05 - 1.10E-05	NT	5.08E-06	mg/L
Endrin aldehyde	0/6		1.00E-05 - 1.10E-05	NT	5.08E-06	mg/L
Endrin ketone	0/5		1.00E-05 - 1.10E-05	NT	5.10E-06	mg/L
Ethane	3/5	1.28E-01 - 3.03E-01	3.00E-02 - 3.00E-02	N	6.87E-02	mg/L
Ethion	0/1		1.10E-04 - 1.10E-04	NT	5.50E-05	mg/L
Ethyl cyanide	0/1		2.50E+02 - 2.50E+02	NT	1.25E+02	mg/L
Ethyl methacrylate	0/1		1.30E+01 - 1.30E+01	NT	6.50E+00	mg/L
Ethyl methanesulfonate	0/3		1.50E-03 - 1.50E-03	NT	7.50E-04	mg/L
Ethylbenzene	15/190	8.70E-04 - 1.50E+00	4.40E-04 - 5.00E+01	N	2.50E-01	mg/L
Ethylene	3/5	2.24E+00 - 3.96E+00	3.00E-02 - 3.00E-02	N	9.18E-01	mg/L
Fensulfothion	0/1		1.10E-04 - 1.10E-04	NT	5.50E-05	mg/L
Fenthion	0/1		1.10E-04 - 1.10E-04	NT	5.50E-05	mg/L
Fluoranthene	0/17		2.30E-04 - 1.00E-02	NT	3.11E-03	mg/L
Fluorene	1/17	7.00E-03 - 7.00E-03	2.20E-04 - 1.00E-02	N	3.17E-03	mg/L
Heptachlor	0/9		5.00E-06 - 2.50E-04	NT	4.37E-05	mg/L
Heptachlor epoxide	0/6		5.00E-06 - 1.00E-05	NT	3.00E-06	mg/L

Table 2.5 Data summary for all analytes (continued)

----- AREA_CODE=1 MEDIA=UCRS Groundwater -----
(continued)

Analyte	Frequency of Detection	Detected Range	Nondetected Range	Distribution	Arithmetic Mean	Units
Hexachloro-dibenzo[b,e][1,4]dioxin	0/1		1.60E-06 - 1.60E-06	NT	8.00E-07	mg/L
Hexachlorobenzene	0/10		2.10E-04 - 1.00E-02	NT	3.53E-03	mg/L
Hexachlorobutadiene	0/10		3.00E-04 - 1.00E-02	NT	3.55E-03	mg/L
Hexachlorocyclopentadiene	0/10		1.70E-04 - 1.00E-02	NT	3.53E-03	mg/L
Hexachlorodibenzofuran	0/1		8.00E-07 - 8.00E-07	NT	4.00E-07	mg/L
Hexachloroethane	0/10		3.50E-04 - 1.00E-02	NT	3.55E-03	mg/L
Indeno(1,2,3-cd)pyrene	0/17		2.20E-04 - 1.00E-02	NT	3.11E-03	mg/L
Iodomethane	0/1		1.30E+01 - 1.30E+01	NT	6.50E+00	mg/L
Isophorone	1/10	6.60E-03 - 6.60E-03	2.20E-04 - 1.00E-02	N	3.85E-03	mg/L
Lindane	0/9		5.00E-06 - 2.40E-04	NT	4.20E-05	mg/L
Merphos	0/1		1.10E-04 - 1.10E-04	NT	5.50E-05	mg/L
Methacrylonitrile	0/1		1.30E+01 - 1.30E+01	NT	6.50E+00	mg/L
Methoxychlor	0/9		1.00E-05 - 1.60E-04	NT	5.02E-05	mg/L
Methyl methacrylate	0/1		1.30E+01 - 1.30E+01	NT	6.50E+00	mg/L
Methyl methanesulfonate	0/3		2.40E-04 - 2.40E-04	NT	1.20E-04	mg/L
Methyl parathion	0/1		1.10E-04 - 1.10E-04	NT	5.50E-05	mg/L
Methylene chloride	6/13	5.00E-03 - 1.80E-02	3.50E-04 - 1.30E+01	L	3.49E-03	mg/L
Mocap	0/1		1.10E-04 - 1.10E-04	NT	5.50E-05	mg/L
N-Nitroso-di-n-propylamine	0/10		2.70E-04 - 1.00E-02	NT	3.54E-03	mg/L
N-Nitrosodimethylamine	0/3		2.30E-04 - 2.30E-04	NT	1.15E-04	mg/L
N-Nitrosodiphenylamine	0/10		1.20E-04 - 1.00E-02	NT	3.52E-03	mg/L
N-Nitrosopiperidine	0/3		1.30E-03 - 1.30E-03	NT	6.50E-04	mg/L
Naphthalene	1/17	4.70E-02 - 4.70E-02	2.90E-04 - 1.00E-02	L	6.35E-03	mg/L
Nitrobenzene	0/11		3.60E-04 - 1.00E-02	NT	3.50E-03	mg/L
PCB-1016	0/9		1.00E-05 - 4.10E-04	NT	1.95E-04	mg/L
PCB-1221	0/9		2.00E-04 - 2.27E-04	NT	2.10E-04	mg/L
PCB-1232	0/9		1.00E-05 - 1.50E-04	NT	1.08E-04	mg/L
PCB-1242	0/9		1.00E-05 - 6.70E-04	NT	2.82E-04	mg/L
PCB-1248	0/9		1.00E-05 - 2.90E-04	NT	1.55E-04	mg/L
PCB-1254	0/9		1.00E-05 - 1.14E-04	NT	6.36E-05	mg/L
PCB-1260	0/9		1.00E-05 - 1.14E-04	NT	6.66E-05	mg/L
Pentachloro-dibenzo[b,e][1,4]dioxin	0/1		1.50E-06 - 1.50E-06	NT	7.50E-07	mg/L
Pentachlorobenzene	0/3		2.00E-03 - 2.00E-03	NT	1.00E-03	mg/L
Pentachlorodibenzofuran	0/1		1.40E-06 - 1.40E-06	NT	7.00E-07	mg/L
Pentachloronitrobenzene	0/3		4.70E-03 - 4.70E-03	NT	2.35E-03	mg/L
Pentachlorophenol	0/10		2.40E-04 - 5.00E-02	NT	1.70E-02	mg/L
Phenacetin	0/3		1.10E-04 - 1.10E-04	NT	5.50E-05	mg/L
Phenanthrene	1/17	5.00E-03 - 5.00E-03	2.10E-04 - 1.00E-02	N	3.11E-03	mg/L
Phenol	0/10		6.20E-04 - 1.00E-02	NT	3.59E-03	mg/L
Phorate	0/1		1.10E-04 - 1.10E-04	NT	5.50E-05	mg/L

Table 2.5 Data summary for all analytes (continued)

----- AREA_CODE=1 MEDIA=UCRS Groundwater -----
(continued)

Analyte	Frequency of Detection	Detected Range	Nondetected Range	Distribution	Arithmetic Mean	Units
Phosdrin	0/1		1.10E-04 - 1.10E-04	NT	5.50E-05	mg/L
Polychlorinated biphenyl	0/7		1.00E-04 - 1.70E-04	NT	1.10E-04	mg/L
Pronamide	0/3		5.30E-03 - 5.30E-03	NT	2.65E-03	mg/L
Prothiophos	0/1		1.10E-04 - 1.10E-04	NT	5.50E-05	mg/L
Pyrene	0/17		2.50E-04 - 1.00E-02	NT	3.11E-03	mg/L
Pyridine	0/3		4.70E-04 - 4.70E-04	NT	2.35E-04	mg/L
Ronnel	0/1		1.10E-04 - 1.10E-04	NT	5.50E-05	mg/L
Silvex	0/1		2.00E-04 - 2.00E-04	NT	1.00E-04	mg/L
Styrene	0/14		4.00E-04 - 1.30E+01	NT	4.66E-01	mg/L
Sulprofos	0/1		1.10E-04 - 1.10E-04	NT	5.50E-05	mg/L
Tetrachloro-dibenzo[b,e][1,4]dioxin	0/1		1.10E-06 - 1.10E-06	NT	5.50E-07	mg/L
Tetrachlorodibenzofuran	0/1		7.00E-07 - 7.00E-07	NT	3.50E-07	mg/L
Tetrachloroethene	0/150		3.50E-04 - 5.00E+01	NT	2.06E+00	mg/L
Tetrachlorovinphos	0/1		1.10E-04 - 1.10E-04	NT	5.50E-05	mg/L
Toluene	1/188	1.80E-02 - 1.80E-02	4.40E-04 - 5.00E+01	N	2.33E-01	mg/L
Toxaphene	0/6		5.00E-04 - 1.13E-03	NT	4.69E-04	mg/L
Trans-1,4-Dichloro-2-butene	0/1		1.30E+01 - 1.30E+01	NT	6.50E+00	mg/L
Trichloroethene	314/470	1.00E-03 - 3.10E+03	1.00E-03 - 1.00E-01	N	2.08E+01	mg/L
Trichlorofluoromethane	0/1		1.30E+01 - 1.30E+01	NT	6.50E+00	mg/L
Trichloronate	0/1		1.10E-04 - 1.10E-04	NT	5.50E-05	mg/L
Trinitrotoluene	0/2		6.00E-03 - 6.00E-03	NT	3.00E-03	mg/L
Vinyl acetate	0/5		5.00E-02 - 1.30E+01	NT	1.32E+00	mg/L
Vinyl chloride	34/168	4.20E-02 - 5.00E+00	1.30E-03 - 1.00E+02	N	7.60E+00	mg/L
a,a-Dimethylphenethylamine	0/3		4.10E-03 - 4.10E-03	NT	2.05E-03	mg/L
alpha-BHC	0/9		5.00E-06 - 2.10E-04	NT	3.70E-05	mg/L
alpha-Chlordane	0/6		5.00E-06 - 1.00E-05	NT	3.42E-06	mg/L
beta-BHC	0/9		5.00E-06 - 5.40E-04	NT	9.20E-05	mg/L
cis-1,2-Dichloroethene	58/158	6.70E-04 - 4.90E+00	4.70E-04 - 5.00E+01	N	3.74E+00	mg/L
cis-1,3-Dichloropropene	0/13		4.00E-04 - 1.30E+01	NT	5.02E-01	mg/L
delta-BHC	0/9		5.00E-06 - 2.20E-03	NT	3.69E-04	mg/L
gamma-Chlordane	0/6		5.00E-06 - 5.00E-05	NT	6.75E-06	mg/L
p-Dimethylaminoazobenzene	0/3		1.20E-02 - 1.20E-02	NT	6.00E-03	mg/L
trans-1,2-Dichloroethene	3/157	3.40E-03 - 5.00E-01	4.80E-04 - 5.00E+01	N	3.33E+00	mg/L
trans-1,3-Dichloropropene	0/14		4.70E-04 - 1.30E+01	NT	4.66E-01	mg/L
Alpha activity	288/344	1.41E-01 - 5.75E+01	-1.00E+01 - 1.00E+03	N	3.49E+01	pCi/L
Americium-241	2/5	1.90E-01 - 3.40E-01	-2.60E+00 - 0.00E+00	N	-3.97E-01	pCi/L
Beta activity	314/344	1.00E+00 - 1.26E+03	-9.00E+00 - 1.00E+03	L	4.98E+01	pCi/L
Cesium-137	0/9		-1.20E+00 - 1.86E+01	NT	3.47E+00	pCi/L
Cobalt-60	2/3	1.00E-01 - 1.20E+00	-4.00E-01 - -4.00E-01	N	1.50E-01	pCi/L
Neptunium-237	10/16	1.00E-02 - 2.37E+00	-4.00E-01 - 8.00E-02	L	3.33E-01	pCi/L

Table 2.5 Data summary for all analytes (continued)

----- AREA_CODE=l MEDIA=UCRS Groundwater -----
(continued)

Analyte	Frequency of Detection	Detected Range	Nondetected Range	Distribution	Arithmetic Mean	Units
Plutonium-238	3/4	8.00E-02 - 1.10E-01	0.00E+00 - 0.00E+00	N	3.63E-02	pCi/L
Plutonium-239	5/13	1.00E-02 - 7.60E-01	-2.31E-01 - 9.00E-02	L	1.50E-01	pCi/L
Plutonium-239/240	1/1	2.07E-02 - 2.07E-02		NT	1.04E-02	pCi/L
Plutonium-242	0/2		1.00E-02 - 7.00E-02	NT	2.00E-02	pCi/L
Protactinium-234	0/2		1.30E+01 - 2.70E+01	NT	1.00E+01	pCi/L
Radium-226	2/5	3.70E-01 - 6.00E-01	0.00E+00 - 0.00E+00	N	9.70E-02	pCi/L
Radon-222	44/44	1.20E+01 - 2.05E+03		N	4.20E+02	pCi/L
Technetium-99	459/496	1.00E+00 - 1.01E+03	-7.00E+00 - 5.53E+02	N	1.66E+02	pCi/L
Thorium-228	2/2	3.40E-01 - 6.40E-01		N	2.45E-01	pCi/L
Thorium-230	13/15	8.00E-02 - 8.00E-01	-2.68E-01 - 0.00E+00	N	2.09E-01	pCi/L
Thorium-232	2/2	1.80E-01 - 4.90E-01		N	1.68E-01	pCi/L
Uranium-234	14/16	1.50E-01 - 1.84E+01	3.00E-01 - 3.00E-01	L	2.19E+00	pCi/L
Uranium-235	6/9	9.12E-02 - 1.22E+00	1.52E-02 - 1.72E-02	L	2.42E-01	pCi/L
Uranium-235/236	4/5	1.00E-02 - 8.00E-02	-1.88E-01 - -1.88E-01	N	-1.16E-02	pCi/L
Uranium-238	13/14	8.00E-02 - 4.19E+01	2.10E-01 - 2.10E-01	L	4.28E+00	pCi/L

----- AREA_CODE=m MEDIA=McNairy Groundwater -----

Analyte	Frequency of Detection	Detected Range	Nondetected Range	Distribution	Arithmetic Mean	Units
Aluminum	23/66	1.02E-01 - 9.04E+01	1.00E-01 - 1.00E+00	L	4.19E-01	mg/L
Antimony	0/50		6.00E-02 - 2.50E-01	NT	7.08E-02	mg/L
Arsenic	4/41	5.00E-03 - 8.54E-02	5.00E-03 - 5.00E-03	N	3.89E-03	mg/L
Barium	34/41	6.80E-02 - 6.70E-01	5.00E-02 - 7.00E-02	L	1.65E-01	mg/L
Beryllium	1/41	1.70E-02 - 1.70E-02	4.00E-03 - 2.50E-02	N	5.82E-03	mg/L
Cadmium	1/41	2.10E-02 - 2.10E-02	1.00E-02 - 1.00E-01	L	1.44E-02	mg/L
Calcium	71/71	4.20E+00 - 1.18E+02		L	8.06E+00	mg/L
Chloride	68/68	2.60E+00 - 3.40E+01		N	8.46E+00	mg/L
Chromium	2/33	5.60E-02 - 2.32E-01	5.00E-02 - 6.00E-02	L	7.93E-03	mg/L
Cobalt	1/41	1.21E-01 - 1.21E-01	4.50E-02 - 1.00E-01	L	2.80E-02	mg/L
Copper	4/41	1.30E-02 - 1.63E-01	1.00E-02 - 1.00E-01	L	3.85E-03	mg/L
Fluoride	46/46	1.30E-01 - 3.90E-01		N	2.58E-01	mg/L
Iron	69/71	1.22E-01 - 1.79E+02	1.00E-02 - 3.60E-01	L	2.18E+01	mg/L
Lead	0/24		5.00E-02 - 2.50E-01	NT	7.10E-02	mg/L
Magnesium	71/71	1.31E+00 - 6.46E+01		L	3.01E+00	mg/L
Manganese	71/71	8.20E-02 - 3.91E+00		L	3.97E-01	mg/L
Mercury	1/24	4.50E-03 - 4.50E-03	2.00E-04 - 2.00E-04	N	1.90E-04	mg/L

Table 2.5 Data summary for all analytes (continued)

----- AREA_CODE=m MEDIA=McNairy Groundwater -----
(continued)

Analyte	Frequency of Detection	Detected Range	Nondetected Range	Distribution	Arithmetic Mean	Units
Molybdenum	1/36	3.15E-01 - 3.15E-01	5.00E-02 - 1.00E-01	L	3.24E-02	mg/L
Nickel	2/41	1.07E-01 - 1.09E-01	5.00E-02 - 1.00E-01	N	3.86E-02	mg/L
Nitrate as Nitrogen	4/68	1.00E+00 - 2.30E+00	1.00E+00 - 1.00E+00	N	5.15E-01	mg/L
Potassium	53/69	3.82E+00 - 8.61E+01	2.00E+00 - 1.05E+01	L	1.25E+01	mg/L
Selenium	0/32		5.00E-03 - 1.00E-02	NT	2.58E-03	mg/L
Silica	56/56	2.00E+00 - 5.80E+01		N	1.54E+01	mg/L
Silver	0/17		5.00E-02 - 6.00E-02	NT	2.82E-02	mg/L
Sodium	71/71	1.41E+01 - 7.65E+01		L	1.01E+01	mg/L
Sulfate	4/4	1.90E+01 - 1.17E+03		N	1.71E+02	mg/L
Tetraoxo-sulfate(1-)	59/59	6.90E+00 - 1.97E+01		N	7.38E+00	mg/L
Thallium	2/24	1.03E-01 - 1.23E-01	5.60E-02 - 4.70E-01	L	2.35E-02	mg/L
Tin	0/1		2.80E-01 - 2.80E-01	NT	1.40E-01	mg/L
Total Phosphate as Phosphorus	1/35	5.20E+00 - 5.20E+00	2.00E+00 - 2.00E+00	N	1.05E+00	mg/L
Uranium	4/49	1.00E-03 - 1.80E-02	1.00E-03 - 1.00E-03	N	1.37E-03	mg/L
Vanadium	16/24	5.20E-02 - 8.36E-01	4.00E-02 - 5.00E-02	L	1.03E-01	mg/L
Zinc	19/41	5.00E-03 - 5.64E-01	5.00E-03 - 2.50E-01	L	2.37E-02	mg/L
1,1,1-Trichloroethane	0/64		5.00E-03 - 5.00E-02	NT	2.85E-03	mg/L
1,1,2,2-Tetrachloroethane	0/1		5.00E-03 - 5.00E-03	NT	2.50E-03	mg/L
1,1,2-Trichloroethane	0/64		5.00E-03 - 5.00E-02	NT	2.85E-03	mg/L
1,1-Dichloroethane	0/61		5.00E-03 - 5.00E-02	NT	2.87E-03	mg/L
1,1-Dichloroethene	0/61		5.00E-03 - 5.00E-02	NT	2.87E-03	mg/L
1,2-Dichloroethane	0/64		5.00E-03 - 5.00E-02	NT	2.85E-03	mg/L
1,2-Dichloroethene	0/1		5.00E-03 - 5.00E-03	NT	2.50E-03	mg/L
1,2-Dichloropropane	0/1		5.00E-03 - 5.00E-03	NT	2.50E-03	mg/L
1,3-Dichlorobenzene	0/1		5.00E-03 - 5.00E-03	NT	2.50E-03	mg/L
2-Butanone	0/1		1.00E-01 - 1.00E-01	NT	5.00E-02	mg/L
2-Hexanone	0/1		5.00E-02 - 5.00E-02	NT	2.50E-02	mg/L
4-Methyl-2-pentanone	0/1		5.00E-02 - 5.00E-02	NT	2.50E-02	mg/L
Acetone	0/1		1.00E-01 - 1.00E-01	NT	5.00E-02	mg/L
Benzene	0/61		5.00E-03 - 5.00E-02	NT	2.87E-03	mg/L
Bromodichloromethane	0/64		5.00E-03 - 5.00E-02	NT	2.85E-03	mg/L
Bromoform	0/1		5.00E-03 - 5.00E-03	NT	2.50E-03	mg/L
Bromomethane	0/1		1.00E-02 - 1.00E-02	NT	5.00E-03	mg/L
Carbon disulfide	0/1		1.00E-01 - 1.00E-01	NT	5.00E-02	mg/L
Carbon tetrachloride	0/64		5.00E-03 - 5.00E-02	NT	2.85E-03	mg/L
Chlorobenzene	0/1		5.00E-03 - 5.00E-03	NT	2.50E-03	mg/L
Chloroethane	0/1		1.00E-02 - 1.00E-02	NT	5.00E-03	mg/L
Chloroform	0/64		5.00E-03 - 5.00E-02	NT	2.85E-03	mg/L
Chloromethane	0/1		1.00E-02 - 1.00E-02	NT	5.00E-03	mg/L
Dibromochloromethane	0/1		5.00E-03 - 5.00E-03	NT	2.50E-03	mg/L

Table 2.5 Data summary for all analytes (continued)

----- AREA_CODE=m MEDIA=McNairy Groundwater -----
(continued)

Analyte	Frequency of Detection	Detected Range	Nondetected Range	Distribution	Arithmetic Mean	Units
Dimethylbenzene	0/61		5.00E-03 - 1.00E-01	NT	4.51E-03	mg/L
Ethylbenzene	0/61		5.00E-03 - 5.00E-02	NT	2.87E-03	mg/L
Methylene chloride	0/1		5.00E-03 - 5.00E-03	NT	2.50E-03	mg/L
Polychlorinated biphenyl	0/4		1.00E-04 - 1.00E-04	NT	1.00E-04	mg/L
Styrene	0/1		5.00E-03 - 5.00E-03	NT	2.50E-03	mg/L
Tetrachloroethene	0/64		5.00E-03 - 5.00E-02	NT	2.85E-03	mg/L
Toluene	0/61		5.00E-03 - 5.00E-02	NT	2.87E-03	mg/L
Trichloroethene	5/96	2.00E-03 - 7.00E-03	1.00E-03 - 1.00E-02	N	1.29E-03	mg/L
Vinyl acetate	0/1		5.00E-02 - 5.00E-02	NT	2.50E-02	mg/L
Vinyl chloride	0/64		1.00E-03 - 1.00E-01	NT	8.55E-03	mg/L
cis-1,2-Dichloroethene	0/63		5.00E-03 - 5.00E-02	NT	5.71E-03	mg/L
cis-1,3-Dichloropropene	0/1		5.00E-03 - 5.00E-03	NT	2.50E-03	mg/L
trans-1,2-Dichloroethene	0/63		5.00E-03 - 5.00E-02	NT	5.71E-03	mg/L
trans-1,3-Dichloropropene	0/1		5.00E-03 - 5.00E-03	NT	2.50E-03	mg/L
Alpha activity	83/95	5.00E-01 - 1.07E+02	-1.80E+01 --4.90E-01	L	4.83E+00	pCi/L
Beta activity	95/95	3.00E+00 - 2.36E+02		L	1.62E+01	pCi/L
Neptunium-237	6/17	1.00E-01 - 5.00E-01	-7.00E-01 --1.00E-01	N	-5.59E-02	pCi/L
Plutonium-239	3/17	1.00E-01 - 2.00E-01	0.00E+00 - 0.00E+00	N	1.18E-02	pCi/L
Radium-226	11/13	2.00E-01 - 1.30E+00	-7.00E-01 --6.00E-01	L	6.87E-01	pCi/L
Radon-222	54/54	6.40E+01 - 3.91E+02		N	1.10E+02	pCi/L
Technetium-99	74/100	1.00E+00 - 5.30E+01	-1.29E+01 - 0.00E+00	L	9.75E+00	pCi/L
Thorium-230	10/17	1.00E-01 - 2.30E+00	-1.00E-01 - 0.00E+00	L	3.20E-01	pCi/L

----- AREA_CODE=m MEDIA=Other Groundwater -----

Analyte	Frequency of Detection	Detected Range	Nondetected Range	Distribution	Arithmetic Mean	Units
Aluminum	61/83	1.16E-01 - 8.77E+01	6.20E-01 - 1.00E+00	L	2.32E+00	mg/L
Ammonia as Nitrogen	1/3	6.23E+00 - 6.23E+00	3.00E-02 - 3.00E-02	N	1.05E+00	mg/L
Antimony	3/68	2.38E-02 - 6.40E-02	2.00E-02 - 2.50E-01	L	2.07E-02	mg/L
Arsenic	5/103	1.60E-03 - 2.10E-02	1.00E-03 - 5.00E-03	N	2.48E-03	mg/L
Barium	67/103	3.41E-02 - 2.78E-01	5.00E-02 - 2.00E-01	L	9.16E-02	mg/L
Beryllium	6/68	1.90E-03 - 6.28E-02	1.00E-03 - 2.50E-02	L	3.03E-04	mg/L
Cadmium	1/103	1.60E-02 - 1.60E-02	2.00E-03 - 1.00E-01	N	2.21E-02	mg/L
Calcium	65/65	3.94E+00 - 4.39E+02		L	2.87E+01	mg/L
Chloride	63/63	2.70E+00 - 7.74E+01		L	1.36E+01	mg/L
Chlorine, Total Residual	0/1		2.50E-01 - 2.50E-01	NT	1.25E-01	mg/L

Table 2.5 Data summary for all analytes (continued)

----- AREA_CODE=m MEDIA=Other Groundwater -----
(continued)

Analyte	Frequency of Detection	Detected Range	Nondetected Range	Distribution	Arithmetic Mean	Units
Chromium	11/65	2.00E-03 - 9.40E-02	2.00E-03 - 6.00E-02	N	2.49E-02	mg/L
Chromium, hexavalent	0/43		1.00E-02 - 2.50E-01	NT	1.23E-02	mg/L
Cobalt	11/68	3.50E-03 - 1.01E+00	3.00E-03 - 1.00E-01	N	4.58E-02	mg/L
Copper	18/67	4.30E-03 - 4.80E-02	2.00E-03 - 1.00E-01	L	9.64E-03	mg/L
Cyanide	0/4		3.00E-03 - 3.00E-03	NT	1.50E-03	mg/L
Fluoride	51/59	1.50E-01 - 2.90E+00	1.00E-01 - 1.00E-01	L	4.89E-01	mg/L
Iron	82/100	1.60E-02 - 1.23E+03	1.00E-02 - 5.00E-01	L	2.29E+01	mg/L
Kjeldahl Nitrogen	3/4	3.50E-01 - 1.38E+00	2.00E+00 - 2.00E+00	N	6.33E-01	mg/L
Lead	14/100	1.60E-03 - 1.78E+00	1.00E-03 - 2.50E-01	N	1.02E-01	mg/L
Magnesium	100/100	1.52E+00 - 1.72E+02		L	2.15E+01	mg/L
Manganese	82/100	7.00E-03 - 6.00E+01	5.00E-03 - 5.00E-02	L	2.03E+00	mg/L
Mercury	2/61	3.00E-04 - 3.80E-03	2.00E-04 - 4.00E-04	N	1.32E-04	mg/L
Molybdenum	0/40		4.00E-02 - 1.00E-01	NT	2.64E-02	mg/L
Nickel	25/103	7.70E-03 - 7.76E-01	5.00E-02 - 1.00E-01	L	3.99E-02	mg/L
Nitrate as Nitrogen	35/60	1.00E+00 - 4.60E+00	1.00E+00 - 1.00E+00	L	1.74E+00	mg/L
Nitrate/Nitrite	2/4	2.10E-01 - 2.20E-01	5.00E-02 - 5.00E-02	N	6.63E-02	mg/L
Orthophosphate	0/3		1.00E-03 - 1.00E-01	NT	2.52E-02	mg/L
Phosphorous	0/1		1.00E-01 - 1.00E-01	NT	5.00E-02	mg/L
Potassium	39/97	6.04E-01 - 2.46E+01	2.00E+00 - 1.05E+01	L	5.18E+00	mg/L
Selenium	3/66	1.10E-03 - 4.90E-03	1.00E-03 - 1.50E-02	N	2.37E-03	mg/L
Silica	77/78	6.00E+00 - 5.02E+02	1.00E+01 - 1.00E+01	L	3.51E+01	mg/L
Silver	1/31	2.20E-03 - 2.20E-03	2.00E-03 - 6.00E-02	N	2.22E-02	mg/L
Sodium	100/100	8.18E+00 - 2.05E+02		L	2.83E+01	mg/L
Strontium	30/38	4.07E-01 - 2.33E+00	5.00E-01 - 1.21E+00	N	5.38E-01	mg/L
Sulfate	3/3	1.38E+01 - 1.98E+03		N	3.43E+02	mg/L
Sulfide	2/4	2.40E+00 - 2.40E+00	1.00E+00 - 1.00E+00	N	8.50E-01	mg/L
Tetraoxo-sulfate(1-)	48/48	1.70E+00 - 4.87E+03		L	2.37E+02	mg/L
Thallium	1/45	7.50E-02 - 7.50E-02	1.00E-03 - 4.70E-01	L	7.93E-02	mg/L
Tin	1/4	1.05E-02 - 1.05E-02	1.00E-02 - 1.00E-02	N	5.06E-03	mg/L
Total Phosphate as Phosphorus	1/3	3.40E-01 - 3.40E-01	1.00E-01 - 1.00E-01	N	9.00E-02	mg/L
Uranium	48/103	1.00E-03 - 1.40E-02	1.00E-03 - 1.00E-03	N	2.32E-03	mg/L
Vanadium	33/45	1.70E-03 - 4.98E+00	4.10E-02 - 5.00E-02	L	7.76E-02	mg/L
Zinc	36/68	4.00E-03 - 1.99E+00	5.00E-03 - 2.50E-01	L	2.88E-02	mg/L
1,1,1,2-Tetrachloroethane	0/4		5.00E-03 - 5.00E-03	NT	2.50E-03	mg/L
1,1,1-Trichloroethane	3/71	6.00E-03 - 4.40E-02	5.00E-03 - 2.50E-01	N	9.70E-03	mg/L
1,1,2,2-Tetrachloroethane	0/9		5.00E-03 - 5.00E-03	NT	2.50E-03	mg/L
1,1,2-Trichloroethane	0/71		5.00E-03 - 2.50E-01	NT	9.40E-03	mg/L
1,1-Dichloroethane	11/71	3.00E-03 - 1.40E-01	5.00E-03 - 2.50E-01	N	1.20E-02	mg/L
1,1-Dichloroethene	11/71	1.80E-02 - 4.60E-01	5.00E-03 - 2.50E-01	N	1.82E-02	mg/L
1,2,3-Trichloropropane	0/4		5.00E-03 - 5.00E-03	NT	2.50E-03	mg/L

Table 2.5 Data summary for all analytes (continued)

----- AREA_CODE=m MEDIA=Other Groundwater -----
(continued)

Analyte	Frequency of Detection	Detected Range	Nondetected Range	Distribution	Arithmetic Mean	Units
1,2,4,5-Tetrachlorobenzene	0/4		1.00E-02 - 1.00E-02	NT	5.00E-03	mg/L
1,2,4-Trichlorobenzene	0/10		1.00E-02 - 1.00E-02	NT	5.00E-03	mg/L
1,2-Dibromo-3-chloropropane	0/4		5.00E-03 - 5.00E-03	NT	2.50E-03	mg/L
1,2-Dibromoethane	0/4		5.00E-03 - 5.00E-03	NT	2.50E-03	mg/L
1,2-Dichlorobenzene	0/12		4.00E-03 - 1.00E-02	NT	4.50E-03	mg/L
1,2-Dichloroethane	0/71		5.00E-03 - 2.50E-01	NT	9.40E-03	mg/L
1,2-Dichloroethene	2/9	3.40E-02 - 3.30E-01	5.00E-03 - 5.00E-03	L	1.78E-03	mg/L
1,2-Dichloropropane	0/9		5.00E-03 - 5.00E-03	NT	2.50E-03	mg/L
1,3,5-Trinitrobenzene	0/5		6.00E-03 - 1.00E-02	NT	4.60E-03	mg/L
1,3-Dichlorobenzene	0/12		4.00E-03 - 1.00E-02	NT	4.50E-03	mg/L
1,3-Dinitrobenzene	0/5		6.00E-03 - 2.00E-02	NT	8.60E-03	mg/L
1,4-Dichlorobenzene	0/12		3.00E-03 - 1.00E-02	NT	4.42E-03	mg/L
1,4-Dioxane	0/4		1.50E-01 - 1.50E-01	NT	7.50E-02	mg/L
1,4-Naphthoquinone	0/4		1.00E-02 - 2.00E-02	NT	6.25E-03	mg/L
1-Naphthalenamine	0/4		1.00E-02 - 5.00E-02	NT	1.00E-02	mg/L
2,3,4,6-Tetrachlorophenol	0/4		1.00E-02 - 3.00E-02	NT	7.50E-03	mg/L
2,4,5-T	0/4		2.00E-04 - 6.00E-04	NT	1.50E-04	mg/L
2,4,5-Trichlorophenol	0/10		1.00E-02 - 5.00E-02	NT	1.10E-02	mg/L
2,4,6-Trichlorophenol	0/10		1.00E-02 - 4.00E-02	NT	6.50E-03	mg/L
2,4-D	0/4		1.00E-03 - 3.60E-03	NT	8.25E-04	mg/L
2,4-Dichlorophenol	0/10		1.00E-02 - 3.00E-02	NT	6.00E-03	mg/L
2,4-Dimethylphenol	0/10		1.00E-02 - 1.00E-02	NT	5.00E-03	mg/L
2,4-Dinitrophenol	0/10		4.80E-02 - 5.00E-02	NT	2.45E-02	mg/L
2,4-Dinitrotoluene	0/10		1.00E-02 - 1.00E-02	NT	5.00E-03	mg/L
2,6-Dichlorophenol	0/4		1.00E-02 - 3.00E-02	NT	7.50E-03	mg/L
2,6-Dinitrotoluene	0/10		1.00E-02 - 1.00E-02	NT	5.00E-03	mg/L
2-Acetylaminofluorene	0/4		2.00E-02 - 2.00E-02	NT	1.00E-02	mg/L
2-Amino-4,6-Dinitrotoluene	0/1		2.60E-04 - 2.60E-04	NT	1.30E-04	mg/L
2-Butanone	0/9		1.00E-01 - 1.00E-01	NT	5.00E-02	mg/L
2-Chloro-1,3-butadiene	0/4		5.00E-03 - 5.00E-03	NT	2.50E-03	mg/L
2-Chloroethyl vinyl ether	0/4		1.00E-02 - 2.00E-02	NT	6.25E-03	mg/L
2-Chloronaphthalene	0/10		1.00E-02 - 1.00E-02	NT	5.00E-03	mg/L
2-Chlorophenol	0/10		1.00E-02 - 4.00E-02	NT	6.50E-03	mg/L
2-Hexanone	0/9		5.00E-02 - 5.00E-02	NT	2.50E-02	mg/L
2-Methyl-4,6-dinitrophenol	0/10		4.80E-02 - 5.00E-02	NT	2.45E-02	mg/L
2-Methylnaphthalene	0/10		1.00E-02 - 2.00E-02	NT	5.50E-03	mg/L
2-Methylphenol	0/10		1.00E-02 - 3.00E-02	NT	6.00E-03	mg/L
2-Methylpyridine	0/4		5.00E-02 - 5.00E-02	NT	2.50E-02	mg/L
2-Naphthalenamine	0/4		1.00E-02 - 5.00E-02	NT	1.00E-02	mg/L
2-Nitrobenzenamine	0/10		4.80E-02 - 5.00E-02	NT	2.45E-02	mg/L

Table 2.5 Data summary for all analytes (continued)

----- AREA_CODE=m MEDIA=Other Groundwater -----
(continued)

Analyte	Frequency of Detection	Detected Range	Nondetected Range	Distribution	Arithmetic Mean	Units
2-Nitrophenol	0/10		1.00E-02 - 3.00E-02	NT	6.00E-03	mg/L
2-Nitrotoluene	0/1		2.50E-04 - 2.50E-04	NT	1.25E-04	mg/L
3,3'-Dichlorobenzidine	0/10		2.00E-02 - 4.00E-02	NT	1.10E-02	mg/L
3,3'-Dimethylbenzidine	0/4		1.00E-02 - 1.00E-02	NT	5.00E-03	mg/L
3-Methylcholanthrene	0/4		1.00E-02 - 1.00E-02	NT	5.00E-03	mg/L
3-Methylphenol	0/4		1.00E-02 - 5.00E-02	NT	1.00E-02	mg/L
3-Nitrobenzenamine	0/10		4.80E-02 - 5.00E-02	NT	2.45E-02	mg/L
4,4'-DDD	0/10		1.00E-05 - 3.30E-03	NT	1.74E-04	mg/L
4,4'-DDE	0/10		1.00E-05 - 3.30E-03	NT	1.74E-04	mg/L
4,4'-DDT	0/10		1.00E-05 - 3.30E-03	NT	1.74E-04	mg/L
4-Amino-2,6-Dinitrotoluene	0/1		2.60E-04 - 2.60E-04	NT	1.30E-04	mg/L
4-Aminobiphenyl	0/4		2.00E-02 - 5.00E-02	NT	1.38E-02	mg/L
4-Bromophenyl phenyl ether	0/10		1.00E-02 - 1.00E-02	NT	5.00E-03	mg/L
4-Chloro-3-methylphenol	0/10		1.00E-02 - 3.00E-02	NT	6.00E-03	mg/L
4-Chlorobenzenamine	0/10		1.00E-02 - 3.00E-02	NT	6.00E-03	mg/L
4-Chlorophenyl phenyl ether	0/10		1.00E-02 - 1.00E-02	NT	5.00E-03	mg/L
4-Methyl-2-pentanone	0/9		5.00E-02 - 5.00E-02	NT	2.50E-02	mg/L
4-Methylphenol	0/10		1.00E-02 - 5.00E-02	NT	7.00E-03	mg/L
4-Nitrobenzenamine	0/10		4.80E-02 - 5.00E-02	NT	2.45E-02	mg/L
4-Nitrophenol	0/10		4.80E-02 - 5.00E-02	NT	2.45E-02	mg/L
4-Nitroquinoline-1-oxide	0/4		4.00E-02 - 4.00E-02	NT	2.00E-02	mg/L
5-(2-Propenyl)-1,3-benzodioxole (Safrole)	0/4		1.00E-02 - 1.00E-02	NT	5.00E-03	mg/L
5-Nitro-o-toluidine	0/4		1.00E-02 - 3.00E-02	NT	7.50E-03	mg/L
7,12-Dimethylbenz(a)anthracene	0/4		1.00E-02 - 1.00E-02	NT	5.00E-03	mg/L
Acenaphthene	0/10		1.00E-02 - 1.00E-02	NT	5.00E-03	mg/L
Acenaphthylene	0/10		1.00E-02 - 1.00E-02	NT	5.00E-03	mg/L
Acetone	1/9	1.00E-01 - 1.00E-01	1.00E-01 - 1.00E-01	N	5.00E-02	mg/L
Acetonitrile	0/4		5.00E-02 - 5.00E-02	NT	2.50E-02	mg/L
Acetophenone	0/4		1.00E-02 - 1.50E-02	NT	5.63E-03	mg/L
Acrolein	0/4		5.00E-02 - 5.00E-02	NT	2.50E-02	mg/L
Acrylonitrile	0/4		5.00E-02 - 5.00E-02	NT	2.50E-02	mg/L
Aldrin	0/10		5.00E-06 - 1.70E-03	NT	8.73E-05	mg/L
Allyl chloride	0/4		5.00E-03 - 5.00E-03	NT	2.50E-03	mg/L
Aniline	0/4		1.00E-02 - 3.00E-02	NT	7.50E-03	mg/L
Anthracene	0/10		1.00E-02 - 1.00E-02	NT	5.00E-03	mg/L
Aramite	0/4		2.00E-02 - 3.00E-02	NT	1.13E-02	mg/L
Azinphos-methyl	0/4		1.00E-04 - 1.00E-04	NT	5.00E-05	mg/L
Benz(a)anthracene	0/10		1.00E-02 - 1.00E-02	NT	5.00E-03	mg/L
Benzene	0/75		2.00E-03 - 2.50E-01	NT	8.95E-03	mg/L
Benzenemethanol	0/4		1.00E-02 - 1.00E-02	NT	5.00E-03	mg/L

Table 2.5 Data summary for all analytes (continued)

----- AREA_CODE=m MEDIA=Other Groundwater -----
(continued)

Analyte	Frequency of Detection	Detected Range	Nondetected Range	Distribution	Arithmetic Mean	Units
Benzo(a)pyrene	0/10		1.00E-02 - 1.00E-02	NT	5.00E-03	mg/L
Benzo(b)fluoranthene	0/10		1.00E-02 - 1.00E-02	NT	5.00E-03	mg/L
Benzo(ghi)perylene	0/10		1.00E-02 - 1.00E-02	NT	5.00E-03	mg/L
Benzo(k)fluoranthene	0/10		1.00E-02 - 1.00E-02	NT	5.00E-03	mg/L
Bis(2-chloroethoxy)methane	0/10		1.00E-02 - 3.00E-02	NT	6.00E-03	mg/L
Bis(2-chloroethyl) ether	0/10		1.00E-02 - 2.00E-02	NT	5.50E-03	mg/L
Bis(2-chloroisopropyl)ether	0/10		1.00E-02 - 1.00E-02	NT	5.00E-03	mg/L
Bis(2-ethylhexyl)phthalate	0/10		1.00E-02 - 3.00E-02	NT	6.00E-03	mg/L
Bromodichloromethane	0/71		5.00E-03 - 2.50E-01	NT	9.40E-03	mg/L
Bromoform	0/9		5.00E-03 - 5.00E-03	NT	2.50E-03	mg/L
Bromomethane	0/9		1.00E-02 - 1.00E-02	NT	5.00E-03	mg/L
Butyl benzyl phthalate	0/10		1.00E-02 - 1.00E-02	NT	5.00E-03	mg/L
Carbazole	0/6		1.00E-02 - 1.00E-02	NT	5.00E-03	mg/L
Carbon disulfide	0/9		5.00E-03 - 1.00E-01	NT	7.78E-03	mg/L
Carbon tetrachloride	0/71		5.00E-03 - 2.50E-01	NT	9.40E-03	mg/L
Chlorobenzene	0/13		2.00E-03 - 5.00E-03	NT	2.04E-03	mg/L
Chlorobenzilate	0/4		5.00E-02 - 5.00E-02	NT	2.50E-02	mg/L
Chloroethane	0/9		1.00E-02 - 1.00E-02	NT	5.00E-03	mg/L
Chloroform	0/71		5.00E-03 - 2.50E-01	NT	9.40E-03	mg/L
Chloromethane	0/9		1.00E-02 - 1.00E-02	NT	5.00E-03	mg/L
Chrysene	0/10		1.00E-02 - 1.00E-02	NT	5.00E-03	mg/L
Co-Ral	0/4		1.00E-04 - 1.00E-04	NT	5.00E-05	mg/L
Cyclotrimethylenetrinitramine	0/1		8.50E-04 - 8.50E-04	NT	4.25E-04	mg/L
Demeton O and S	0/4		1.00E-04 - 1.00E-04	NT	5.00E-05	mg/L
Di-n-butyl phthalate	1/10	1.40E-02 - 1.40E-02	1.00E-02 - 1.00E-02	N	5.20E-03	mg/L
Di-n-octylphthalate	0/10		1.00E-02 - 1.00E-02	NT	5.00E-03	mg/L
Diallylate	0/4		5.00E-02 - 5.00E-02	NT	2.50E-02	mg/L
Diazinon	0/4		1.00E-04 - 1.00E-04	NT	5.00E-05	mg/L
Dibenz(a,h)anthracene	0/10		1.00E-02 - 1.00E-02	NT	5.00E-03	mg/L
Dibenzofuran	0/10		1.00E-02 - 1.00E-02	NT	5.00E-03	mg/L
Dibromochloromethane	0/9		5.00E-03 - 5.00E-03	NT	2.50E-03	mg/L
Dibromomethane	0/4		5.00E-03 - 5.00E-03	NT	2.50E-03	mg/L
Dichlorodifluoromethane	0/4		5.00E-03 - 5.00E-03	NT	2.50E-03	mg/L
Dichlorvos	0/4		1.00E-04 - 1.00E-04	NT	5.00E-05	mg/L
Dieldrin	0/10		1.00E-05 - 3.30E-03	NT	1.74E-04	mg/L
Diethyl phthalate	0/10		1.00E-02 - 1.00E-02	NT	5.00E-03	mg/L
Dimethoate	0/4		1.00E-02 - 1.00E-02	NT	5.00E-03	mg/L
Dimethyl phthalate	0/10		1.00E-02 - 2.00E-02	NT	5.50E-03	mg/L
Dimethyl-1,2-dibromo-2,2-dichloroethyl phosphate	0/4		1.00E-04 - 1.00E-04	NT	5.00E-05	mg/L
Dimethylbenzene	0/75		2.00E-03 - 5.00E-01	NT	1.57E-02	mg/L

Table 2.5 Data summary for all analytes (continued)

----- AREA_CODE=m MEDIA=Other Groundwater -----
(continued)

Analyte	Frequency of Detection	Detected Range	Nondetected Range	Distribution	Arithmetic Mean	Units
Dinoseb	0/4		2.00E-02 - 3.00E-02	NT	1.13E-02	mg/L
Diphenylamine	0/4		1.00E-02 - 1.00E-02	NT	5.00E-03	mg/L
Disulfoton	0/4		1.00E-02 - 2.00E-02	NT	6.25E-03	mg/L
Endosulfan I	0/10		5.00E-06 - 1.70E-03	NT	8.73E-05	mg/L
Endosulfan II	0/10		1.00E-05 - 3.30E-03	NT	1.74E-04	mg/L
Endosulfan sulfate	0/10		1.00E-05 - 3.30E-03	NT	1.74E-04	mg/L
Endrin	0/10		1.00E-05 - 3.30E-03	NT	1.74E-04	mg/L
Endrin aldehyde	0/10		1.00E-05 - 3.30E-03	NT	1.74E-04	mg/L
Endrin ketone	0/5		1.00E-05 - 1.00E-05	NT	5.00E-06	mg/L
Ethion	0/4		1.00E-04 - 1.00E-04	NT	5.00E-05	mg/L
Ethyl cyanide	0/4		5.00E-03 - 5.00E-03	NT	2.50E-03	mg/L
Ethyl methacrylate	0/4		1.00E-02 - 2.00E-02	NT	6.25E-03	mg/L
Ethyl methanesulfonate	0/4		2.00E-02 - 2.00E-02	NT	1.00E-02	mg/L
Ethylbenzene	0/75		2.00E-03 - 2.50E-01	NT	8.95E-03	mg/L
Fensulfothion	0/4		1.00E-04 - 1.00E-04	NT	5.00E-05	mg/L
Fenthion	0/4		1.00E-04 - 1.00E-04	NT	5.00E-05	mg/L
Fluoranthene	0/10		1.00E-02 - 1.00E-02	NT	5.00E-03	mg/L
Fluorene	0/10		1.00E-02 - 1.00E-02	NT	5.00E-03	mg/L
HMX	0/1		1.00E-03 - 1.00E-03	NT	5.00E-04	mg/L
Heptachlor	0/10		5.00E-06 - 1.70E-03	NT	8.73E-05	mg/L
Heptachlor epoxide	0/10		5.00E-06 - 1.70E-03	NT	8.73E-05	mg/L
Hexachloro-1-propene	0/4		1.00E-02 - 1.00E-02	NT	5.00E-03	mg/L
Hexachloro-dibenzo[b,e][1,4]dioxin	0/5		9.00E-07 - 2.00E-06	NT	7.60E-07	mg/L
Hexachlorobenzene	0/10		1.00E-02 - 1.00E-02	NT	5.00E-03	mg/L
Hexachlorobutadiene	0/10		1.00E-02 - 1.00E-02	NT	5.00E-03	mg/L
Hexachlorocyclopentadiene	0/10		1.00E-02 - 1.00E-02	NT	5.00E-03	mg/L
Hexachlorodibenzofuran	0/5		9.00E-07 - 1.90E-06	NT	6.60E-07	mg/L
Hexachloroethane	0/10		1.00E-02 - 1.00E-02	NT	5.00E-03	mg/L
Hexachlorophene	0/4		5.00E-01 - 5.00E-01	NT	2.50E-01	mg/L
Indeno(1,2,3-cd)pyrene	0/10		1.00E-02 - 1.00E-02	NT	5.00E-03	mg/L
Iodomethane	0/4		5.00E-03 - 5.00E-03	NT	2.50E-03	mg/L
Isobutanol	0/4		5.00E-02 - 5.00E-02	NT	2.50E-02	mg/L
Isodrin	0/4		5.00E-02 - 5.00E-02	NT	2.50E-02	mg/L
Isophorone	0/10		1.00E-02 - 2.00E-02	NT	5.50E-03	mg/L
Isosafrole	0/4		1.00E-02 - 1.00E-02	NT	5.00E-03	mg/L
Kepone	0/4		5.00E-02 - 5.00E-02	NT	2.50E-02	mg/L
Lindane	0/10		5.00E-06 - 1.70E-03	NT	8.73E-05	mg/L
Merphos	0/4		1.00E-04 - 1.00E-04	NT	5.00E-05	mg/L
Methacrylonitrile	0/4		5.00E-03 - 5.00E-03	NT	2.50E-03	mg/L
Methapyrilene	0/4		1.00E-01 - 1.00E-01	NT	5.00E-02	mg/L

Table 2.5 Data summary for all analytes (continued)

----- AREA_CODE=m MEDIA=Other Groundwater -----
(continued)

Analyte	Frequency of Detection	Detected Range	Nondetected Range	Distribution	Arithmetic Mean	Units
Methoxychlor	0/10		5.00E-05 - 1.70E-02	NT	8.90E-04	mg/L
Methyl methacrylate	0/4		1.00E-02 - 1.00E-02	NT	5.00E-03	mg/L
Methyl methanesulfonate	0/4		1.00E-02 - 2.00E-02	NT	6.25E-03	mg/L
Methyl parathion	0/4		1.00E-02 - 1.00E-02	NT	5.00E-03	mg/L
Methylene chloride	8/9	1.00E-03 - 1.10E-02	5.00E-03 - 5.00E-03	N	3.42E-03	mg/L
Mocap	0/4		1.00E-04 - 1.00E-04	NT	5.00E-05	mg/L
N-Nitroso-di-n-butylamine	0/4		1.00E-02 - 2.00E-02	NT	6.25E-03	mg/L
N-Nitroso-di-n-propylamine	0/10		1.00E-02 - 3.00E-02	NT	6.00E-03	mg/L
N-Nitrosodiethylamine	0/4		2.00E-02 - 3.00E-02	NT	1.13E-02	mg/L
N-Nitrosodimethylamine	0/4		1.00E-02 - 2.00E-02	NT	6.25E-03	mg/L
N-Nitrosodiphenylamine	0/10		1.00E-02 - 1.00E-02	NT	5.00E-03	mg/L
N-Nitrosomethylethylamine	0/4		5.00E-02 - 5.00E-02	NT	2.50E-02	mg/L
N-Nitrosomorpholine	0/4		1.00E-02 - 4.00E-02	NT	8.75E-03	mg/L
N-Nitrosopiperidine	0/4		2.00E-02 - 2.00E-02	NT	1.00E-02	mg/L
N-Nitrosopyrrolidine	0/4		4.00E-02 - 4.00E-02	NT	2.00E-02	mg/L
Naphthalene	1/10	7.00E-02 - 7.00E-02	1.00E-02 - 1.00E-02	N	8.00E-03	mg/L
Nitrobenzene	0/10		1.00E-02 - 2.00E-02	NT	5.50E-03	mg/L
O,O,O-Triethylphosphorothioate	0/4		1.00E-02 - 3.00E-02	NT	7.50E-03	mg/L
PCB-1016	0/10		1.00E-04 - 1.30E-02	NT	1.40E-03	mg/L
PCB-1221	0/10		1.00E-04 - 1.30E-02	NT	1.47E-03	mg/L
PCB-1232	0/10		1.00E-04 - 1.30E-02	NT	1.39E-03	mg/L
PCB-1242	0/10		1.00E-04 - 1.30E-02	NT	1.39E-03	mg/L
PCB-1248	0/10		1.00E-04 - 1.30E-02	NT	1.39E-03	mg/L
PCB-1254	0/10		1.00E-04 - 1.30E-02	NT	1.39E-03	mg/L
PCB-1260	0/10		1.00E-04 - 1.30E-02	NT	1.39E-03	mg/L
Parathion	0/4		1.00E-02 - 2.00E-02	NT	6.25E-03	mg/L
Pentachloro-dibenzo[b,e][1,4]dioxin	0/5		9.00E-07 - 1.50E-06	NT	6.00E-07	mg/L
Pentachlorobenzene	0/4		1.00E-02 - 1.00E-02	NT	5.00E-03	mg/L
Pentachlorodibenzofuran	0/5		1.00E-06 - 1.20E-06	NT	5.50E-07	mg/L
Pentachloroethane	0/4		1.00E-02 - 1.00E-02	NT	5.00E-03	mg/L
Pentachloronitrobenzene	0/4		2.00E-02 - 2.00E-02	NT	1.00E-02	mg/L
Pentachlorophenol	0/10		4.80E-02 - 5.00E-02	NT	2.45E-02	mg/L
Phenacetin	0/4		2.00E-02 - 3.00E-02	NT	1.13E-02	mg/L
Phenanthrene	1/10	2.00E-03 - 2.00E-03	1.00E-02 - 1.00E-02	N	4.60E-03	mg/L
Phenol	0/10		1.00E-02 - 2.00E-02	NT	5.50E-03	mg/L
Phorate	0/4		5.00E-02 - 5.00E-02	NT	2.50E-02	mg/L
Phosdrin	0/4		1.00E-04 - 1.00E-04	NT	5.00E-05	mg/L
Polychlorinated biphenyl	0/9		1.70E-04 - 1.70E-04	NT	1.70E-04	mg/L
Pronamide	0/4		1.00E-02 - 2.00E-02	NT	6.25E-03	mg/L
Prothiophos	0/4		1.00E-04 - 1.00E-04	NT	5.00E-05	mg/L

Table 2.5 Data summary for all analytes (continued)

----- AREA_CODE=m MEDIA=Other Groundwater -----
(continued)

Analyte	Frequency of Detection	Detected Range	Nondetected Range	Distribution	Arithmetic Mean	Units
Pyrene	0/10		1.00E-02 - 1.00E-02	NT	5.00E-03	mg/L
Pyridine	0/4		1.00E-02 - 5.00E-02	NT	1.00E-02	mg/L
Ronnel	0/4		1.00E-04 - 1.00E-04	NT	5.00E-05	mg/L
Silvex	0/4		2.00E-04 - 5.00E-04	NT	1.38E-04	mg/L
Styrene	0/9		5.00E-03 - 5.00E-03	NT	2.50E-03	mg/L
Sulfotepp	0/4		1.00E-02 - 1.00E-02	NT	5.00E-03	mg/L
Sulprofos	0/4		1.00E-04 - 1.00E-04	NT	5.00E-05	mg/L
Tetrachloro-dibenzo[b,e][1,4]dioxin	0/5		7.00E-07 - 1.00E-06	NT	4.50E-07	mg/L
Tetrachlorodibenzofuran	0/5		6.00E-07 - 9.00E-07	NT	3.50E-07	mg/L
Tetrachloroethene	0/71		5.00E-03 - 2.50E-01	NT	9.40E-03	mg/L
Tetrachlorovinphos	0/4		1.00E-04 - 1.00E-04	NT	5.00E-05	mg/L
Tetryl	0/1		1.00E-03 - 1.00E-03	NT	5.00E-04	mg/L
Thionazin	0/4		2.00E-02 - 2.00E-02	NT	1.00E-02	mg/L
Toluene	0/75		2.00E-03 - 2.50E-01	NT	8.95E-03	mg/L
Toxaphene	0/10		1.00E-04 - 1.70E-01	NT	8.86E-03	mg/L
Trans-1,4-Dichloro-2-butene	0/4		5.00E-03 - 5.00E-03	NT	2.50E-03	mg/L
Trichloroethene	22/110	1.00E-03 - 6.00E-01	1.00E-03 - 5.00E-03	N	1.47E-02	mg/L
Trichlorofluoromethane	0/4		5.00E-03 - 5.00E-03	NT	2.50E-03	mg/L
Trichloronate	0/4		1.00E-04 - 1.00E-04	NT	5.00E-05	mg/L
Trinitrotoluene	0/3		6.00E-03 - 6.00E-03	NT	3.00E-03	mg/L
Vinyl acetate	0/5		5.00E-02 - 5.00E-02	NT	2.50E-02	mg/L
Vinyl chloride	1/71	1.50E-02 - 1.50E-02	5.00E-03 - 2.50E-01	N	2.64E-02	mg/L
a,a-Dimethylphenethylamine	0/4		2.00E-02 - 3.00E-02	NT	1.13E-02	mg/L
alpha-BHC	0/10		5.00E-06 - 1.70E-03	NT	8.73E-05	mg/L
alpha-Chlordane	0/10		5.00E-06 - 1.70E-03	NT	8.73E-05	mg/L
beta-BHC	0/10		5.00E-06 - 1.70E-03	NT	8.73E-05	mg/L
cis-1,2-Dichloroethene	32/63	1.40E-02 - 4.20E+00	5.00E-03 - 5.00E-03	L	3.94E-02	mg/L
cis-1,3-Dichloropropene	0/9		5.00E-03 - 5.00E-03	NT	2.50E-03	mg/L
delta-BHC	0/10		5.00E-06 - 1.70E-03	NT	8.73E-05	mg/L
gamma-Chlordane	0/10		5.00E-06 - 1.70E-03	NT	8.73E-05	mg/L
m,p-Xylene	0/5		2.00E-03 - 5.00E-03	NT	1.30E-03	mg/L
m-Nitrotoluene	0/1		2.50E-04 - 2.50E-04	NT	1.25E-04	mg/L
o-Toluidine	0/4		1.00E-02 - 3.00E-02	NT	7.50E-03	mg/L
p-Dimethylaminoazobenzene	0/4		1.00E-02 - 3.00E-01	NT	4.13E-02	mg/L
p-Nitrotoluene	0/1		2.50E-04 - 2.50E-04	NT	1.25E-04	mg/L
p-Phenylenediamine	0/4		1.00E-02 - 1.00E-02	NT	5.00E-03	mg/L
trans-1,2-Dichloroethene	0/63		5.00E-03 - 2.50E-01	NT	2.06E-02	mg/L
trans-1,3-Dichloropropene	0/9		5.00E-03 - 5.00E-03	NT	2.50E-03	mg/L
Alpha activity	93/121	1.00E-01 - 5.99E+01	-1.13E+01 - 1.04E+01	L	5.90E+00	pCi/L
Beta activity	106/121	1.00E+00 - 1.60E+02	-6.00E+00 - 3.13E+01	L	1.55E+01	pCi/L

Table 2.5 Data summary for all analytes (continued)

----- AREA_CODE=m MEDIA=Other Groundwater -----
(continued)

Analyte	Frequency of Detection	Detected Range	Nondetected Range	Distribution	Arithmetic Mean	Units
Neptunium-237	13/36	1.00E-01 - 8.00E-01	-1.00E+00 - 0.00E+00	L	3.92E-01	pCi/L
Plutonium-238	1/1	1.00E-01 - 1.00E-01		NT	5.00E-02	pCi/L
Plutonium-239	7/35	1.00E-01 - 1.00E-01	0.00E+00 - 7.00E-02	L	4.82E-02	pCi/L
Plutonium-242	1/1	1.83E-02 - 1.83E-02		NT	9.15E-03	pCi/L
Radium-226	24/30	1.00E-01 - 9.00E-01	-1.00E+00 - 0.00E+00	L	4.47E-01	pCi/L
Radon-222	58/58	9.00E+00 - 5.29E+03		L	3.30E+02	pCi/L
Technetium-99	87/121	9.17E-01 - 1.88E+02	-1.59E+01 - 9.40E-01	L	9.18E+00	pCi/L
Thorium-228	1/1	7.80E-01 - 7.80E-01		NT	3.90E-01	pCi/L
Thorium-230	30/36	1.00E-01 - 1.60E+00	-5.00E-01 - 0.00E+00	N	2.04E-01	pCi/L
Thorium-232	1/1	6.40E-01 - 6.40E-01		NT	3.20E-01	pCi/L
Uranium-234	11/14	1.80E-01 - 8.44E+00	1.30E-01 - 1.70E-01	L	9.68E-01	pCi/L
Uranium-235	5/11	6.00E-02 - 6.10E-01	3.00E-02 - 1.20E-01	L	1.15E-01	pCi/L
Uranium-238	12/14	1.60E-01 - 8.72E+00	1.20E-01 - 1.90E-01	L	1.06E+00	pCi/L

----- AREA_CODE=m MEDIA=RGa Groundwater -----

Analyte	Frequency of Detection	Detected Range	Nondetected Range	Distribution	Arithmetic Mean	Units
Aluminum	263/594	2.80E-02 - 4.85E+01	2.00E-02 - 1.00E+00	N	6.42E-01	mg/L
Antimony	6/782	1.70E-03 - 2.73E-01	1.30E-03 - 2.50E-01	N	7.61E-02	mg/L
Arsenic	23/788	1.80E-03 - 3.60E-02	5.00E-03 - 5.00E-03	N	2.58E-03	mg/L
Barium	758/784	2.10E-02 - 2.70E+00	3.50E-02 - 7.00E-02	N	9.39E-02	mg/L
Beryllium	31/719	2.00E-04 - 8.00E-03	1.00E-04 - 2.50E-02	N	6.87E-03	mg/L
Bicarbonate	3/3	1.81E+02 - 2.37E+02		N	1.01E+02	mg/L
Boron	34/48	3.00E-02 - 1.54E+00	3.00E-02 - 3.00E-02	L	1.63E-01	mg/L
Cadmium	13/799	1.00E-04 - 3.42E-01	5.00E-04 - 1.00E-01	N	9.16E-03	mg/L
Calcium	678/679	4.63E+00 - 1.34E+02	2.06E+01 - 2.06E+01	N	1.25E+01	mg/L
Carbonate	0/3		1.00E+00 - 1.00E+00	NT	5.00E-01	mg/L
Cerium	24/48	8.00E-02 - 8.00E-02	8.00E-02 - 8.00E-02	N	4.00E-02	mg/L
Chloride	976/979	2.70E+00 - 1.62E+02	2.00E+01 - 2.00E+01	N	2.07E+01	mg/L
Chromium	260/783	3.10E-03 - 2.51E+01	2.00E-03 - 1.32E+00	N	1.45E-01	mg/L
Chromium, hexavalent	0/9		1.00E-02 - 1.00E-02	NT	5.00E-03	mg/L
Cobalt	38/720	3.40E-03 - 8.40E-02	5.00E-03 - 4.50E-01	N	2.75E-02	mg/L
Copper	88/794	4.00E-03 - 1.87E+00	4.00E-03 - 1.00E-01	N	2.66E-02	mg/L
Cyanide	0/20		2.00E-02 - 2.00E-02	NT	1.00E-02	mg/L
Fluoride	508/524	1.00E-01 - 7.10E-01	1.00E-01 - 1.80E-01	N	1.64E-01	mg/L
Gallium	24/48	9.00E-02 - 9.00E-02	9.00E-02 - 9.00E-02	N	4.50E-02	mg/L

Table 2.5 Data summary for all analytes (continued)

----- AREA_CODE=m MEDIA=RGa Groundwater -----
(continued)

Analyte	Frequency of Detection	Detected Range	Nondetected Range	Distribution	Arithmetic Mean	Units
Iron	779/1E3	1.00E-02 - 2.91E+02	5.00E-03 - 2.88E+00	N	2.06E+00	mg/L
Lead	13/588	4.00E-03 - 1.29E-01	3.00E-03 - 2.50E-01	N	4.79E-02	mg/L
Lithium	24/48	8.00E-02 - 8.00E-02	8.00E-02 - 8.00E-02	N	4.00E-02	mg/L
Magnesium	681/681	1.04E-01 - 3.49E+01		N	4.92E+00	mg/L
Manganese	374/680	5.00E-03 - 1.49E+01	5.00E-03 - 1.00E+00	N	8.16E-02	mg/L
Mercury	2/576	3.00E-04 - 3.00E-04	2.00E-04 - 2.00E-03	N	1.16E-04	mg/L
Molybdenum	27/344	3.00E-02 - 2.86E-01	3.00E-02 - 1.00E-01	N	2.76E-02	mg/L
Nickel	230/794	1.00E-02 - 1.89E+00	1.00E-02 - 1.00E-01	N	6.01E-02	mg/L
Nitrate as Nitrogen	843/966	6.20E-01 - 3.83E+01	1.00E-01 - 1.00E+00	N	9.46E-01	mg/L
Potassium	186/638	1.39E+00 - 4.41E+01	2.00E+00 - 1.05E+01	N	2.79E+00	mg/L
Selenium	3/602	5.00E-03 - 9.00E-03	1.40E-03 - 1.50E-02	N	2.52E-03	mg/L
Silica	325/326	7.00E+00 - 5.20E+01	5.00E+00 - 5.00E+00	N	9.01E+00	mg/L
Silver	16/569	1.00E-03 - 3.90E-01	7.00E-04 - 6.00E-02	N	2.22E-02	mg/L
Sodium	1E3/1E3	3.35E+00 - 7.86E+01	5.00E+00 - 5.00E+00	N	1.83E+01	mg/L
Strontium	54/54	6.50E-02 - 1.70E-01		L	5.77E-02	mg/L
Sulfate	119/136	5.00E+00 - 7.42E+02	5.00E+00 - 1.00E+01	N	2.10E+01	mg/L
Sulfide	0/20		1.00E+00 - 1.00E+01	NT	2.75E+00	mg/L
Tetraoxo-sulfate(1-)	539/552	3.00E+00 - 3.98E+02	5.00E+00 - 5.00E+00	N	1.01E+01	mg/L
Thallium	5/557	7.20E-02 - 1.35E-01	1.50E-03 - 4.70E-01	N	1.02E-01	mg/L
Thorium	24/48	5.00E-02 - 5.00E-02	5.00E-02 - 5.00E-02	N	2.50E-02	mg/L
Tin	0/27		1.00E-02 - 4.00E+00	NT	7.79E-01	mg/L
Titanium	27/48	6.00E-02 - 2.20E-01	6.00E-02 - 6.00E-02	N	3.31E-02	mg/L
Total Phosphate as Phosphorus	3/289	2.20E+00 - 2.80E+00	2.00E+00 - 2.00E+00	N	1.00E+00	mg/L
Uranium	25/823	1.00E-03 - 2.40E-02	1.00E-03 - 1.00E-03	N	1.09E-03	mg/L
Vanadium	262/567	4.00E-03 - 4.28E-01	5.00E-03 - 5.00E-01	N	5.99E-02	mg/L
Zinc	251/794	5.00E-03 - 5.30E+00	5.00E-03 - 5.00E-01	N	5.00E-02	mg/L
Zirconium	24/48	2.00E-02 - 2.00E-02	2.00E-02 - 2.00E-02	N	1.00E-02	mg/L
1,1,1,2-Tetrachloroethane	0/340		5.00E-05 - 1.00E-02	NT	2.34E-03	mg/L
1,1,1-Trichloroethane	1/1E3	4.00E-03 - 4.00E-03	5.00E-05 - 5.00E+00	N	3.60E-02	mg/L
1,1,2,2-Tetrachloroethane	0/413		5.00E-05 - 2.50E-02	NT	2.43E-03	mg/L
1,1,2-Trichloro-1,2,2-trifluoroethane	0/51		1.00E-03 - 5.00E-03	NT	2.03E-03	mg/L
1,1,2-Trichloroethane	0/1E3		5.00E-05 - 5.00E+00	NT	3.36E-02	mg/L
1,1-Dichloroethane	0/1E3		5.00E-05 - 5.00E+00	NT	3.62E-02	mg/L
1,1-Dichloroethene	3/1E3	1.60E-03 - 2.00E-02	5.00E-05 - 5.00E+00	N	3.59E-02	mg/L
1,1-Dichloropropene	0/20		1.00E-03 - 5.00E-03	NT	1.50E-03	mg/L
1,2,3-Trichloropropane	0/404		5.00E-05 - 1.50E-02	NT	2.75E-03	mg/L
1,2,4,5-Tetrachlorobenzene	0/20		1.00E-02 - 1.00E-02	NT	5.00E-03	mg/L
1,2,4-Trichlorobenzene	0/23		1.00E-02 - 2.00E-02	NT	5.43E-03	mg/L
1,2-Dibromo-3-chloropropane	0/308		5.00E-05 - 1.00E-02	NT	2.42E-03	mg/L
1,2-Dibromoethane	0/328		5.00E-05 - 1.00E-02	NT	2.26E-03	mg/L

Table 2.5 Data summary for all analytes (continued)

----- AREA_CODE=m MEDIA=RGA Groundwater -----
(continued)

Analyte	Frequency of Detection	Detected Range	Nondetected Range	Distribution	Arithmetic Mean	Units
1,2-Dichlorobenzene	1/343	5.70E-05 - 5.70E-05	5.00E-05 - 2.00E-02	N	2.46E-03	mg/L
1,2-Dichloroethane	0/1E3		5.00E-05 - 5.00E+00	NT	3.44E-02	mg/L
1,2-Dichloroethene	5/36	1.00E-03 - 1.40E-02	1.00E-03 - 5.00E-02	L	9.52E-04	mg/L
1,2-Dichloropropane	0/349		5.00E-05 - 2.50E-02	NT	2.41E-03	mg/L
1,3,5-Trimethylbenzene	1/1	2.00E-04 - 2.00E-04		NT	1.00E-04	mg/L
1,3,5-Trinitrobenzene	0/20		1.00E-02 - 1.00E-02	NT	5.00E-03	mg/L
1,3-Dichlorobenzene	0/43		1.00E-03 - 1.00E-01	NT	9.16E-03	mg/L
1,3-Dichloropropane	0/20		3.00E-04 - 3.00E-04	NT	1.50E-04	mg/L
1,3-Dinitrobenzene	0/20		1.00E-02 - 1.00E-02	NT	5.00E-03	mg/L
1,4-Dichlorobenzene	1/343	6.20E-05 - 6.20E-05	5.00E-05 - 2.00E-02	N	2.46E-03	mg/L
1,4-Difluorobenzene	0/13		5.00E-03 - 5.00E-03	NT	2.50E-03	mg/L
1,4-Dioxane	0/20		1.00E-02 - 1.50E-01	NT	4.00E-02	mg/L
1,4-Naphthoquinone	0/20		1.00E-02 - 1.00E-02	NT	5.00E-03	mg/L
1-Naphthalenamine	0/20		1.00E-02 - 1.00E-02	NT	5.00E-03	mg/L
2,2-Dichloropropane	0/20		5.00E-04 - 5.00E-04	NT	2.50E-04	mg/L
2,3,4,6-Tetrachlorophenol	0/20		1.00E-02 - 1.00E-02	NT	5.00E-03	mg/L
2,4,5-T	0/20		2.34E-05 - 1.07E-03	NT	2.73E-04	mg/L
2,4,5-Trichlorophenol	0/23		1.00E-02 - 2.00E-02	NT	5.43E-03	mg/L
2,4,6-Trichlorophenol	0/23		1.00E-02 - 2.00E-02	NT	5.43E-03	mg/L
2,4-D	0/20		4.67E-05 - 1.07E-02	NT	2.69E-03	mg/L
2,4-Dichlorophenol	0/23		1.00E-02 - 2.00E-02	NT	5.43E-03	mg/L
2,4-Dimethylphenol	0/23		1.00E-02 - 2.00E-02	NT	5.43E-03	mg/L
2,4-Dinitrophenol	0/23		1.00E-02 - 5.00E-02	NT	1.39E-02	mg/L
2,4-Dinitrotoluene	0/23		1.00E-02 - 2.00E-02	NT	5.43E-03	mg/L
2,6-Dichlorophenol	0/20		1.00E-02 - 1.00E-02	NT	5.00E-03	mg/L
2,6-Dinitrotoluene	0/23		1.00E-02 - 2.00E-02	NT	5.43E-03	mg/L
2-Acetylaminofluorene	0/20		1.00E-02 - 1.00E-02	NT	5.00E-03	mg/L
2-Butanone	45/382	2.00E-03 - 1.70E-01	5.00E-03 - 5.00E-01	N	9.69E-03	mg/L
2-Chloro-1,3-butadiene	0/20		1.00E-03 - 5.00E-03	NT	1.50E-03	mg/L
2-Chloroethyl vinyl ether	0/372		1.00E-03 - 2.00E-02	NT	3.33E-03	mg/L
2-Chloronaphthalene	0/23		1.00E-02 - 2.00E-02	NT	5.43E-03	mg/L
2-Chlorophenol	0/23		1.00E-02 - 2.00E-02	NT	5.43E-03	mg/L
2-Hexanone	0/413		2.00E-03 - 2.50E-01	NT	6.54E-03	mg/L
2-Methyl-4,6-dinitrophenol	0/23		1.00E-02 - 2.00E-02	NT	5.43E-03	mg/L
2-Methylnaphthalene	0/23		1.00E-02 - 2.00E-02	NT	5.43E-03	mg/L
2-Methylphenol	0/23		1.00E-02 - 2.00E-02	NT	5.43E-03	mg/L
2-Naphthalenamine	0/20		1.00E-02 - 1.00E-02	NT	5.00E-03	mg/L
2-Nitrobenzenamine	0/23		1.00E-02 - 5.00E-02	NT	1.41E-02	mg/L
2-Nitrophenol	0/23		1.00E-02 - 2.00E-02	NT	5.43E-03	mg/L
3,3'-Dichlorobenzidine	0/23		1.00E-02 - 2.00E-02	NT	7.61E-03	mg/L

Table 2.5 Data summary for all analytes (continued)

----- AREA_CODE=m MEDIA=RGA Groundwater -----
(continued)

Analyte	Frequency of Detection	Detected Range	Nondetected Range	Distribution	Arithmetic Mean	Units
3,3'-Dimethylbenzidine	0/20		1.00E-02 - 1.00E-02	NT	5.00E-03	mg/L
3-Methylcholanthrene	0/20		1.00E-02 - 1.00E-02	NT	5.00E-03	mg/L
3-Methylphenol	0/20		1.00E-02 - 1.00E-02	NT	5.00E-03	mg/L
3-Nitrobenzenamine	0/23		1.00E-02 - 5.00E-02	NT	1.41E-02	mg/L
4,4'-DDD	0/20		1.00E-04 - 1.00E-02	NT	2.53E-03	mg/L
4,4'-DDE	0/20		1.00E-04 - 1.00E-02	NT	2.53E-03	mg/L
4,4'-DDT	0/20		1.00E-04 - 1.00E-02	NT	2.53E-03	mg/L
4-Aminobiphenyl	0/20		1.00E-02 - 1.00E-02	NT	5.00E-03	mg/L
4-Bromofluorobenzene	2/2	9.40E-02 - 9.40E-02		N	4.70E-02	mg/L
4-Bromophenyl phenyl ether	0/23		1.00E-02 - 2.00E-02	NT	5.43E-03	mg/L
4-Chloro-3-methylphenol	0/23		1.00E-02 - 2.00E-02	NT	7.61E-03	mg/L
4-Chlorobenzenamine	0/23		1.00E-02 - 2.00E-02	NT	7.61E-03	mg/L
4-Chlorophenyl phenyl ether	0/23		1.00E-02 - 2.00E-02	NT	5.43E-03	mg/L
4-Methyl-2-pentanone	2/411	2.00E-03 - 1.70E-02	2.00E-03 - 2.50E-01	N	7.86E-03	mg/L
4-Methylphenol	0/23		1.00E-02 - 2.00E-02	NT	5.43E-03	mg/L
4-Nitrobenzenamine	0/23		1.00E-02 - 5.00E-02	NT	1.41E-02	mg/L
4-Nitrophenol	0/23		1.00E-02 - 5.00E-02	NT	1.41E-02	mg/L
5-(2-Propenyl)-1,3-benzodioxole (Safrole)	0/20		1.00E-02 - 1.00E-02	NT	5.00E-03	mg/L
5-Nitro-o-toluidine	0/20		1.00E-02 - 1.00E-02	NT	5.00E-03	mg/L
7,12-Dimethylbenz(a)anthracene	0/20		1.00E-02 - 1.00E-02	NT	5.00E-03	mg/L
Acenaphthene	0/23		1.00E-02 - 2.00E-02	NT	5.43E-03	mg/L
Acenaphthylene	0/23		1.00E-02 - 2.00E-02	NT	5.43E-03	mg/L
Acetone	54/382	1.00E-03 - 9.90E-02	2.00E-03 - 5.00E-01	N	9.38E-03	mg/L
Acetonitrile	0/20		5.00E-02 - 6.00E-02	NT	2.75E-02	mg/L
Acetophenone	0/20		1.00E-02 - 1.00E-02	NT	5.00E-03	mg/L
Acrolein	0/354		1.00E-03 - 1.00E-01	NT	1.09E-02	mg/L
Acrylonitrile	1/378	1.00E-02 - 1.00E-02	1.00E-03 - 2.00E-01	N	1.51E-02	mg/L
Aldrin	0/20		5.00E-05 - 1.00E-02	NT	2.51E-03	mg/L
Allyl chloride	0/20		1.50E-02 - 1.00E-01	NT	2.88E-02	mg/L
Anthracene	0/23		1.00E-02 - 2.00E-02	NT	5.43E-03	mg/L
Benz(a)anthracene	0/23		1.00E-02 - 2.00E-02	NT	5.43E-03	mg/L
Benzene	2/1E3	1.40E-04 - 1.00E-03	5.00E-05 - 5.00E+00	N	3.63E-02	mg/L
Benzenemethanol	0/20		1.00E-02 - 2.00E-02	NT	7.50E-03	mg/L
Benzo(a)pyrene	0/23		1.00E-03 - 2.00E-02	NT	3.48E-03	mg/L
Benzo(b)fluoranthene	0/23		1.00E-02 - 2.00E-02	NT	5.43E-03	mg/L
Benzo(ghi)perylene	0/23		1.00E-02 - 2.00E-02	NT	5.43E-03	mg/L
Benzo(k)fluoranthene	0/23		1.00E-02 - 2.00E-02	NT	5.43E-03	mg/L
Bis(2-chloroethoxy)methane	0/23		1.00E-02 - 2.00E-02	NT	5.43E-03	mg/L
Bis(2-chloroethyl) ether	0/23		1.00E-02 - 2.00E-02	NT	5.43E-03	mg/L
Bis(2-chloroisopropyl) ether	0/3		1.00E-02 - 2.00E-02	NT	8.33E-03	mg/L

Table 2.5 Data summary for all analytes (continued)

----- AREA_CODE=m MEDIA=RGA Groundwater -----
(continued)

Analyte	Frequency of Detection	Detected Range	Nondetected Range	Distribution	Arithmetic Mean	Units
Bis(2-chloroisopropyl)ether	0/20		1.00E-02 - 1.00E-02	NT	5.00E-03	mg/L
Bis(2-ethylhexyl)phthalate	5/23	5.00E-04 - 2.80E-02	1.00E-02 - 2.00E-02	N	4.98E-03	mg/L
Bromochloromethane	0/391		5.00E-05 - 5.00E-03	NT	2.25E-03	mg/L
Bromodichloromethane	0/1E3		5.00E-05 - 5.00E+00	NT	3.35E-02	mg/L
Bromoform	0/411		5.00E-05 - 2.50E-02	NT	2.42E-03	mg/L
Bromomethane	3/413	5.50E-05 - 1.00E-03	5.00E-05 - 5.00E-02	N	2.70E-03	mg/L
Butyl benzyl phthalate	0/23		1.00E-02 - 2.00E-02	NT	5.22E-03	mg/L
Carbazole	1/3	1.20E-02 - 1.20E-02	1.00E-02 - 2.00E-02	N	7.00E-03	mg/L
Carbon disulfide	0/410		1.00E-03 - 5.00E-01	NT	7.30E-03	mg/L
Carbon tetrachloride	2/1E3	2.00E-04 - 6.00E-04	5.00E-05 - 5.00E+00	N	3.34E-02	mg/L
Chlordene	0/10		2.00E-03 - 2.00E-03	NT	1.00E-02	mg/L
Chlorobenzene	2/413	4.60E-05 - 1.00E-03	5.00E-05 - 2.50E-02	N	2.42E-03	mg/L
Chlorobenzilate	0/20		1.00E-02 - 1.00E-02	NT	5.00E-03	mg/L
Chloroethane	1/418	1.00E-03 - 1.00E-03	5.00E-05 - 1.00E-01	N	2.87E-03	mg/L
Chloroform	10/1E3	4.90E-05 - 2.00E-03	5.00E-05 - 5.00E+00	N	3.34E-02	mg/L
Chloromethane	14/411	5.70E-05 - 2.00E-03	5.00E-05 - 5.00E-02	N	2.74E-03	mg/L
Chrysene	1/23	6.00E-04 - 6.00E-04	1.00E-02 - 2.00E-02	N	5.23E-03	mg/L
Di-n-butyl phthalate	2/23	1.00E-02 - 1.00E-02	1.00E-02 - 2.00E-02	N	5.43E-03	mg/L
Di-n-octylphthalate	0/23		1.00E-02 - 2.00E-02	NT	5.43E-03	mg/L
Diallate	0/20		1.00E-02 - 1.00E-02	NT	5.00E-03	mg/L
Dibenz(a,h)anthracene	0/23		1.00E-02 - 2.00E-02	NT	5.43E-03	mg/L
Dibenzofuran	0/23		1.00E-02 - 2.00E-02	NT	5.43E-03	mg/L
Dibromochloromethane	0/411		5.00E-05 - 2.50E-02	NT	2.42E-03	mg/L
Dibromomethane	0/404		5.00E-05 - 1.00E-02	NT	2.36E-03	mg/L
Dichlorodifluoromethane	1/404	7.40E-05 - 7.40E-05	5.00E-05 - 5.00E-03	N	2.25E-03	mg/L
Dieldrin	0/20		1.00E-04 - 1.00E-02	NT	2.53E-03	mg/L
Diethyl phthalate	1/23	1.10E-02 - 1.10E-02	1.00E-02 - 2.00E-02	L	5.23E-03	mg/L
Dimethoate	0/20		1.00E-02 - 1.00E-02	NT	5.00E-03	mg/L
Dimethyl phthalate	0/23		1.00E-02 - 2.00E-02	NT	5.43E-03	mg/L
Dimethylbenzene	3/1E3	1.00E-03 - 6.00E-03	5.00E-05 - 1.00E+01	N	5.75E-02	mg/L
Dinoseb	0/20		5.36E-03 - 1.00E-02	NT	3.84E-03	mg/L
Diphenylamine	0/20		1.00E-02 - 1.00E-02	NT	5.00E-03	mg/L
Disulfoton	0/20		1.00E-02 - 1.00E-02	NT	5.00E-03	mg/L
Endosulfan I	0/20		5.00E-05 - 1.00E-02	NT	2.51E-03	mg/L
Endosulfan II	0/20		5.00E-05 - 1.20E-04	NT	3.88E-05	mg/L
Endosulfan sulfate	0/20		1.00E-04 - 1.00E-02	NT	2.53E-03	mg/L
Endrin	0/20		1.00E-04 - 2.00E-04	NT	7.63E-05	mg/L
Endrin aldehyde	0/20		1.00E-02 - 1.00E-02	NT	5.00E-03	mg/L
Ethane	0/9		3.00E-02 - 3.00E-02	NT	1.50E-02	mg/L
Ethanol	7/340	7.00E-03 - 3.50E-01	5.00E-02 - 1.00E+00	N	1.58E-01	mg/L

Table 2.5 Data summary for all analytes (continued)

----- AREA_CODE=m MEDIA=RGA Groundwater -----
(continued)

Analyte	Frequency of Detection	Detected Range	Nondetected Range	Distribution	Arithmetic Mean	Units
Ethyl cyanide	0/20		6.00E-02 - 2.20E-01	NT	7.00E-02	mg/L
Ethyl methacrylate	0/384		1.00E-03 - 1.00E-02	NT	2.48E-03	mg/L
Ethyl methanesulfonate	0/20		1.00E-02 - 1.00E-02	NT	5.00E-03	mg/L
Ethylbenzene	1/1E3	1.00E-03 - 1.00E-03	5.00E-05 - 5.00E+00	N	3.63E-02	mg/L
Ethylene	0/9		3.00E-02 - 3.00E-02	NT	1.50E-02	mg/L
Fluoranthene	0/23		1.00E-02 - 2.00E-02	NT	5.43E-03	mg/L
Fluorene	0/23		1.00E-02 - 2.00E-02	NT	5.43E-03	mg/L
Heptachlor	0/20		5.00E-05 - 4.00E-04	NT	1.13E-04	mg/L
Heptachlor epoxide	0/20		5.00E-05 - 2.00E-04	NT	6.31E-05	mg/L
Hexachloro-1-propene	0/20		1.00E-02 - 1.00E-02	NT	5.00E-03	mg/L
Hexachlorobenzene	0/23		5.00E-04 - 2.00E-02	NT	1.41E-03	mg/L
Hexachlorobutadiene	0/23		1.00E-02 - 2.00E-02	NT	5.43E-03	mg/L
Hexachlorocyclopentadiene	0/23		1.00E-02 - 2.00E-02	NT	5.43E-03	mg/L
Hexachloroethane	0/23		1.00E-02 - 2.00E-02	NT	5.43E-03	mg/L
Indeno(1,2,3-cd)pyrene	0/23		1.00E-02 - 2.00E-02	NT	5.43E-03	mg/L
Iodomethane	0/404		1.00E-03 - 5.00E-03	NT	2.32E-03	mg/L
Isobutanol	0/20		5.00E-02 - 2.80E+00	NT	7.13E-01	mg/L
Isodrin	0/20		1.00E-02 - 1.00E-02	NT	5.00E-03	mg/L
Isophorone	0/23		1.00E-02 - 2.00E-02	NT	5.43E-03	mg/L
Isosafrole	0/20		1.00E-02 - 1.00E-02	NT	5.00E-03	mg/L
Kepone	0/20		1.00E-02 - 1.00E-02	NT	5.00E-03	mg/L
Lindane	0/20		5.00E-05 - 2.00E-04	NT	6.31E-05	mg/L
Methacrylonitrile	0/20		5.00E-03 - 2.00E-02	NT	6.25E-03	mg/L
Methapyrilene	0/20		1.00E-02 - 1.00E-02	NT	5.00E-03	mg/L
Methoxychlor	0/20		5.00E-04 - 4.00E-02	NT	1.01E-02	mg/L
Methyl methacrylate	0/20		5.00E-03 - 2.00E-02	NT	6.25E-03	mg/L
Methyl methanesulfonate	0/20		1.00E-02 - 1.00E-02	NT	5.00E-03	mg/L
Methyl parathion	0/20		1.00E-02 - 1.00E-02	NT	5.00E-03	mg/L
Methylene chloride	39/413	4.60E-05 - 1.80E-02	5.00E-05 - 2.50E-02	N	3.47E-03	mg/L
N-Nitroso-di-n-butylamine	0/20		1.00E-02 - 1.00E-02	NT	5.00E-03	mg/L
N-Nitroso-di-n-propylamine	0/23		1.00E-02 - 2.00E-02	NT	5.43E-03	mg/L
N-Nitrosodiethylamine	0/20		1.00E-02 - 1.00E-02	NT	5.00E-03	mg/L
N-Nitrosodimethylamine	0/20		1.00E-02 - 1.00E-02	NT	5.00E-03	mg/L
N-Nitrosodiphenylamine	0/23		1.00E-02 - 2.00E-02	NT	5.43E-03	mg/L
N-Nitrosomethylethylamine	0/20		1.00E-02 - 1.00E-02	NT	5.00E-03	mg/L
N-Nitrosopiperidine	0/20		1.00E-02 - 1.00E-02	NT	5.00E-03	mg/L
N-Nitrosopyrrolidine	0/20		1.00E-02 - 1.00E-02	NT	5.00E-03	mg/L
Naphthalene	0/23		1.00E-02 - 2.00E-02	NT	5.43E-03	mg/L
Nitrobenzene	0/23		1.00E-02 - 2.00E-02	NT	5.43E-03	mg/L
O,O,O-Triethylphosphorothioate	0/20		1.00E-02 - 1.00E-02	NT	5.00E-03	mg/L

Table 2.5 Data summary for all analytes (continued)

----- AREA_CODE=m MEDIA=RGA Groundwater -----
(continued)

Analyte	Frequency of Detection	Detected Range	Nondetected Range	Distribution	Arithmetic Mean	Units
PCB-1016	0/20		1.00E-04 - 6.00E-04	NT	3.12E-04	mg/L
PCB-1221	0/20		1.00E-04 - 6.00E-04	NT	3.12E-04	mg/L
PCB-1232	0/20		1.00E-04 - 6.00E-04	NT	3.12E-04	mg/L
PCB-1242	0/20		1.00E-04 - 6.00E-04	NT	3.12E-04	mg/L
PCB-1248	0/20		1.00E-04 - 6.00E-04	NT	3.12E-04	mg/L
PCB-1254	1/20	9.00E-04 - 9.00E-04	1.00E-04 - 5.90E-04	N	3.27E-04	mg/L
PCB-1260	0/20		5.00E-04 - 1.10E-03	NT	8.12E-04	mg/L
Parathion	0/20		1.00E-02 - 1.00E-02	NT	5.00E-03	mg/L
Pentachlorobenzene	0/20		1.00E-02 - 1.00E-02	NT	5.00E-03	mg/L
Pentachlorodibenzofuran	0/20		1.00E-08 - 1.00E-08	NT	5.00E-09	mg/L
Pentachloroethane	0/20		1.00E-02 - 1.00E-02	NT	5.00E-03	mg/L
Pentachloronitrobenzene	0/20		1.00E-02 - 1.00E-02	NT	5.00E-03	mg/L
Pentachlorophenol	0/23		1.00E-03 - 5.00E-02	NT	1.22E-02	mg/L
Phenacetin	0/20		1.00E-02 - 1.00E-02	NT	5.00E-03	mg/L
Phenanthrene	0/23		1.00E-02 - 2.00E-02	NT	5.43E-03	mg/L
Phenol	0/23		1.00E-03 - 2.00E-02	NT	3.48E-03	mg/L
Phorate	0/20		1.00E-02 - 1.00E-02	NT	5.00E-03	mg/L
Polychlorinated biphenyl	1/99	1.00E-04 - 1.00E-04	1.00E-04 - 1.70E-04	N	1.04E-04	mg/L
Pronamide	0/20		1.00E-02 - 1.00E-02	NT	5.00E-03	mg/L
Pyrene	0/23		1.00E-02 - 2.00E-02	NT	5.43E-03	mg/L
Pyridine	0/1		5.00E-03 - 5.00E-03	NT	2.50E-03	mg/L
Silvex	0/20		4.67E-05 - 1.07E-03	NT	2.79E-04	mg/L
Styrene	0/411		5.00E-05 - 2.50E-02	NT	2.52E-03	mg/L
Tetrachloroethene	4/1E3	6.90E-05 - 2.00E-03	5.00E-05 - 5.00E+00	N	3.53E-02	mg/L
Thionazin	0/20		1.00E-02 - 1.00E-02	NT	5.00E-03	mg/L
Toluene	15/1E3	4.70E-05 - 9.00E-03	5.00E-05 - 5.00E+00	N	3.63E-02	mg/L
Toxaphene	0/20		1.00E-03 - 3.00E-03	NT	1.01E-03	mg/L
Trans-1,4-Dichloro-2-butene	0/372		1.00E-03 - 1.00E-01	NT	5.72E-03	mg/L
Trichloroethene	966/1E3	6.50E-05 - 1.67E+02	1.00E-03 - 3.10E-01	N	3.85E-01	mg/L
Trichlorofluoromethane	7/404	5.50E-05 - 2.00E-03	5.00E-05 - 1.00E-02	N	2.37E-03	mg/L
Vinyl acetate	0/411		1.00E-03 - 2.50E-01	NT	4.95E-03	mg/L
Vinyl chloride	1/1E3	1.00E-03 - 1.00E-03	5.00E-05 - 1.00E+01	N	1.04E-01	mg/L
alpha-BHC	0/20		5.00E-05 - 1.00E-02	NT	2.51E-03	mg/L
alpha-Chlordane	0/10		5.00E-05 - 6.00E-05	NT	2.62E-05	mg/L
beta-BHC	0/20		5.00E-05 - 4.00E-02	NT	1.00E-02	mg/L
cis-1,2-Dichloroethene	20/1E3	5.10E-05 - 2.20E-02	5.00E-05 - 5.00E+00	N	7.62E-02	mg/L
cis-1,3-Dichloropropene	0/411		5.00E-05 - 2.50E-02	NT	2.64E-03	mg/L
cis-1,4-Dichloro-2-Butene	0/20		1.00E-03 - 5.00E-03	NT	1.50E-03	mg/L
delta-BHC	0/20		5.00E-05 - 3.00E-02	NT	7.51E-03	mg/L
gamma-Chlordane	0/10		5.00E-05 - 6.00E-05	NT	2.62E-05	mg/L

Table 2.5 Data summary for all analytes (continued)

----- AREA_CODE=m MEDIA=RGa Groundwater -----
(continued)

Analyte	Frequency of Detection	Detected Range	Nondetected Range	Distribution	Arithmetic Mean	Units
m,p-Xylene	3/12	4.60E-05 - 1.50E-04	1.00E-04 - 1.00E-04	N	4.80E-05	mg/L
o-Toluidine	0/20		1.00E-02 - 1.00E-02	NT	5.00E-03	mg/L
p-Dimethylaminoazobenzene	0/20		1.00E-02 - 1.00E-02	NT	5.00E-03	mg/L
p-Phenylenediamine	0/20		1.00E-02 - 1.00E-02	NT	5.00E-03	mg/L
trans-1,2-Dichloroethene	4/1E3	5.40E-05 - 5.00E-03	5.00E-05 - 5.00E+00	N	7.26E-02	mg/L
trans-1,3-Dichloropropene	1/413	1.70E-04 - 1.70E-04	5.00E-05 - 2.50E-02	N	2.59E-03	mg/L
Alpha activity	1E3/2E3	1.00E-01 - 1.88E+02	-6.18E+01 - 1.00E+03	N	2.07E+01	pCi/L
Americium-241	3/8	1.00E-01 - 8.00E-01	-1.90E+00 - -3.00E-01	N	-2.06E-01	pCi/L
Beta activity	2E3/2E3	4.20E-01 - 1.81E+03	-7.00E+00 - 1.00E+03	N	6.86E+01	pCi/L
Cesium-137	5/8	1.00E-01 - 6.00E-01	-4.00E-01 - 0.00E+00	L	3.93E-01	pCi/L
Cobalt-60	6/8	1.00E-01 - 1.20E+00	-4.00E-01 - 0.00E+00	N	2.00E-01	pCi/L
Neptunium-237	28/48	1.00E-01 - 8.00E-01	-4.00E-01 - 0.00E+00	N	4.37E-02	pCi/L
Plutonium-239	9/48	1.00E-01 - 2.00E-01	-1.60E-01 - 0.00E+00	L	1.20E-01	pCi/L
Radium-226	20/27	2.00E-01 - 1.30E+00	-1.00E+00 - 0.00E+00	L	5.37E-01	pCi/L
Radon-222	498/499	8.00E-01 - 1.97E+03	0.00E+00 - 0.00E+00	N	2.14E+02	pCi/L
Technetium-99	1E3/2E3	2.00E-01 - 2.11E+03	-1.51E+01 - 2.50E+01	N	1.18E+02	pCi/L
Thorium-230	38/47	1.00E-01 - 1.60E+00	-4.00E-01 - 0.00E+00	N	1.86E-01	pCi/L
Thorium-234	1/1	6.00E-01 - 6.00E-01		NT	3.00E-01	pCi/L
Uranium-234	0/1			NT		pCi/L
Uranium-235	0/1			NT		
Uranium-238	0/1			NT		pCi/L

----- AREA_CODE=m MEDIA=UCRS Groundwater -----

Analyte	Frequency of Detection	Detected Range	Nondetected Range	Distribution	Arithmetic Mean	Units
Aluminum	37/50	1.06E-01 - 8.00E+01	6.20E-01 - 1.00E+00	L	2.26E+00	mg/L
Antimony	4/44	2.00E-03 - 2.35E-01	1.30E-03 - 2.50E-01	N	4.75E-02	mg/L
Arsenic	12/63	5.40E-03 - 5.70E-02	5.00E-03 - 5.00E-03	N	3.29E-03	mg/L
Barium	59/63	3.80E-02 - 1.19E+00	7.00E-02 - 7.00E-02	L	2.30E-01	mg/L
Beryllium	0/43		4.00E-03 - 2.50E-02	NT	4.08E-03	mg/L
Cadmium	2/67	1.80E-02 - 1.90E-02	1.00E-02 - 1.00E-01	N	8.15E-03	mg/L
Calcium	60/61	5.36E+00 - 1.28E+02	2.00E+00 - 2.00E+00	L	3.75E+01	mg/L
Chloride	79/82	1.47E+00 - 2.13E+02	2.00E+00 - 1.00E+01	L	2.19E+01	mg/L
Chromium	7/67	5.40E-02 - 1.46E-01	5.00E-02 - 6.00E-02	N	2.78E-02	mg/L
Chromium, hexavalent	0/4		1.00E-02 - 1.00E-02	NT	5.00E-03	mg/L
Cobalt	1/43	6.60E-02 - 6.60E-02	4.50E-02 - 1.00E-01	N	2.53E-02	mg/L

Table 2.5 Data summary for all analytes (continued)

----- AREA_CODE=m MEDIA=UCRS Groundwater -----
(continued)

Analyte	Frequency of Detection	Detected Range	Nondetected Range	Distribution	Arithmetic Mean	Units
Copper	34/67	1.00E-02 - 1.32E+00	1.00E-02 - 1.00E-01	L	6.99E-02	mg/L
Fluoride	53/60	1.00E-01 - 8.90E+00	1.00E-01 - 1.00E-01	L	5.21E-01	mg/L
Iron	81/89	1.60E-02 - 6.80E+01	1.00E-02 - 3.60E-01	L	2.93E+00	mg/L
Lead	5/50	5.70E-02 - 2.35E-01	5.00E-02 - 2.50E-01	L	2.12E-02	mg/L
Magnesium	60/61	2.75E+00 - 4.37E+01	1.00E-01 - 1.00E-01	L	1.37E+01	mg/L
Manganese	37/61	5.00E-03 - 8.06E+00	5.00E-03 - 1.00E-01	L	1.34E-01	mg/L
Mercury	3/46	4.00E-04 - 5.00E-04	2.00E-04 - 2.00E-04	N	1.08E-04	mg/L
Molybdenum	0/28		5.00E-02 - 1.00E-01	NT	2.70E-02	mg/L
Nickel	12/66	7.60E-02 - 5.95E-01	5.00E-02 - 1.00E-01	N	4.96E-02	mg/L
Nitrate	1/1	2.10E+00 - 2.10E+00		NT	1.05E+00	mg/L
Nitrate as Nitrogen	37/77	2.80E-01 - 7.80E+00	1.00E-01 - 1.00E+00	L	9.77E-01	mg/L
Potassium	14/55	2.08E+00 - 1.36E+01	2.00E+00 - 1.05E+01	L	2.80E+00	mg/L
Selenium	1/50	5.00E-03 - 5.00E-03	5.00E-03 - 5.00E-03	N	2.50E-03	mg/L
Silica	48/48	1.10E+01 - 4.30E+01		N	1.57E+01	mg/L
Silver	1/38	4.50E-02 - 4.50E-02	3.00E-02 - 6.00E-02	N	1.89E-02	mg/L
Sodium	85/86	7.56E+00 - 1.49E+02	5.00E+00 - 5.00E+00	N	2.95E+01	mg/L
Sulfate	13/13	1.60E+01 - 1.90E+02		L	4.64E+01	mg/L
Tetraoxo-sulfate(1-)	62/62	6.20E+00 - 3.76E+02		L	3.63E+01	mg/L
Thallium	1/31	8.20E-03 - 8.20E-03	1.50E-03 - 4.70E-01	L	5.00E-02	mg/L
Tin	0/1		2.80E-01 - 2.80E-01	NT	1.40E-01	mg/L
Total Phosphate as Phosphorus	0/27		2.00E+00 - 2.00E+00	NT	1.00E+00	mg/L
Uranium	36/82	1.00E-03 - 6.40E-01	1.00E-03 - 1.00E-03	N	3.91E-02	mg/L
Vanadium	27/33	5.00E-02 - 7.60E-01	5.00E-02 - 5.00E-02	L	1.72E-01	mg/L
Zinc	48/66	6.00E-03 - 1.88E+00	5.00E-03 - 2.50E-01	L	1.02E-01	mg/L
1,1,1,2-Tetrachloroethane	0/8		1.00E-03 - 5.00E-03	NT	1.50E-03	mg/L
1,1,1-Trichloroethane	0/80		1.00E-03 - 5.00E-02	NT	2.68E-03	mg/L
1,1,2,2-Tetrachloroethane	0/29		1.00E-03 - 5.00E-03	NT	2.22E-03	mg/L
1,1,2-Trichloroethane	0/81		1.00E-03 - 5.00E-01	NT	5.73E-03	mg/L
1,1-Dichloroethane	0/80		1.00E-03 - 5.00E-02	NT	2.68E-03	mg/L
1,1-Dichloroethene	0/80		1.00E-03 - 5.00E-02	NT	2.68E-03	mg/L
1,2,3-Trichloropropane	0/28		1.00E-03 - 1.50E-02	NT	3.64E-03	mg/L
1,2-Dibromo-3-chloropropane	0/8		1.00E-03 - 5.00E-03	NT	1.50E-03	mg/L
1,2-Dibromoethane	0/8		1.00E-03 - 5.00E-03	NT	1.50E-03	mg/L
1,2-Dichlorobenzene	0/8		1.00E-03 - 5.00E-03	NT	1.50E-03	mg/L
1,2-Dichloroethane	0/81		1.00E-03 - 5.00E-01	NT	5.73E-03	mg/L
1,2-Dichloroethene	0/5		1.00E-03 - 5.00E-03	NT	9.00E-04	mg/L
1,2-Dichloropropane	0/9		1.00E-03 - 5.00E-03	NT	1.61E-03	mg/L
1,3-Dichlorobenzene	0/5		1.00E-03 - 5.00E-03	NT	9.00E-04	mg/L
1,4-Dichlorobenzene	0/8		1.00E-03 - 5.00E-03	NT	1.50E-03	mg/L
1,4-Difluorobenzene	0/4		5.00E-03 - 5.00E-03	NT	2.50E-03	mg/L

Table 2.5 Data summary for all analytes (continued)

----- AREA_CODE=m MEDIA=UCRS Groundwater -----
(continued)

Analyte	Frequency of Detection	Detected Range	Nondetected Range	Distribution	Arithmetic Mean	Units
2-Butanone	3/29	4.00E-03 - 7.00E-03	5.00E-03 - 1.00E-01	L	4.59E-03	mg/L
2-Chloroethyl vinyl ether	0/28		1.00E-03 - 2.00E-02	NT	4.00E-03	mg/L
2-Hexanone	0/29		5.00E-03 - 5.00E-02	NT	1.29E-02	mg/L
4-Methyl-2-pentanone	0/29		5.00E-03 - 1.00E-01	NT	1.98E-02	mg/L
Acetone	4/29	2.00E-03 - 1.50E-02	5.00E-03 - 1.00E-01	L	4.80E-03	mg/L
Acrolein	0/31		1.00E-03 - 1.00E-01	NT	2.89E-02	mg/L
Acrylonitrile	0/31		5.00E-03 - 2.00E-01	NT	4.40E-02	mg/L
Benzene	1/80	5.00E-03 - 5.00E-03	1.00E-03 - 5.00E-02	N	2.68E-03	mg/L
Bromochloromethane	0/24		1.00E-03 - 5.00E-03	NT	2.17E-03	mg/L
Bromodichloromethane	1/82	9.00E-03 - 9.00E-03	1.00E-03 - 5.00E-01	N	5.72E-03	mg/L
Bromoform	0/29		1.00E-03 - 5.00E-03	NT	2.22E-03	mg/L
Bromomethane	0/29		1.00E-03 - 1.00E-02	NT	3.00E-03	mg/L
Carbon disulfide	0/29		1.00E-03 - 1.00E-01	NT	1.70E-02	mg/L
Carbon tetrachloride	0/81		1.00E-03 - 5.00E-01	NT	5.73E-03	mg/L
Chlorobenzene	0/29		1.00E-03 - 5.00E-03	NT	2.22E-03	mg/L
Chloroethane	0/29		1.00E-03 - 1.00E-02	NT	3.34E-03	mg/L
Chloroform	3/83	2.00E-03 - 2.40E-02	1.00E-03 - 5.00E-01	N	5.75E-03	mg/L
Chloromethane	0/29		1.00E-03 - 1.00E-02	NT	3.00E-03	mg/L
Dibromochloromethane	1/30	2.00E-03 - 2.00E-03	1.00E-03 - 5.00E-03	N	2.18E-03	mg/L
Dibromomethane	0/28		1.00E-03 - 5.00E-03	NT	2.21E-03	mg/L
Dichlorodifluoromethane	3/28	1.00E-03 - 6.00E-03	1.00E-03 - 5.00E-03	N	2.34E-03	mg/L
Dimethylbenzene	0/80		1.00E-03 - 1.00E-01	NT	3.74E-03	mg/L
Ethanol	3/28	7.00E-03 - 2.40E-02	5.00E-02 - 1.00E+00	L	1.88E-02	mg/L
Ethyl methacrylate	0/28		1.00E-03 - 1.00E-02	NT	2.93E-03	mg/L
Ethylbenzene	0/80		1.00E-03 - 5.00E-02	NT	2.68E-03	mg/L
Iodomethane	0/28		1.00E-03 - 5.00E-03	NT	2.21E-03	mg/L
Methylene chloride	10/29	1.00E-03 - 1.30E-02	1.00E-03 - 1.00E-02	L	3.08E-03	mg/L
Polychlorinated biphenyl	0/30		1.00E-04 - 1.70E-04	NT	1.05E-04	mg/L
Styrene	0/29		1.00E-03 - 1.00E-02	NT	2.91E-03	mg/L
Tetrachloroethene	0/61		1.00E-03 - 5.00E-01	NT	6.80E-03	mg/L
Toluene	0/80		1.00E-03 - 5.00E-02	NT	2.68E-03	mg/L
Trans-1,4-Dichloro-2-butene	0/28		1.00E-03 - 1.00E-01	NT	1.58E-02	mg/L
Trichloroethene	13/153	1.00E-03 - 5.60E-02	1.00E-03 - 1.00E-01	N	2.48E-03	mg/L
Trichlorofluoromethane	0/28		1.00E-03 - 5.00E-03	NT	2.21E-03	mg/L
Vinyl acetate	0/29		1.00E-03 - 5.00E-02	NT	9.55E-03	mg/L
Vinyl chloride	0/81		1.00E-03 - 1.00E+00	NT	1.89E-02	mg/L
cis-1,2-Dichloroethene	0/60		1.00E-03 - 5.00E-01	NT	1.37E-02	mg/L
cis-1,3-Dichloropropene	0/29		1.00E-03 - 1.00E-02	NT	2.91E-03	mg/L
trans-1,2-Dichloroethene	0/80		1.00E-03 - 5.00E-01	NT	1.16E-02	mg/L
trans-1,3-Dichloropropene	0/29		1.00E-03 - 1.00E-02	NT	2.91E-03	mg/L

Table 2.5 Data summary for all analytes (continued)

----- AREA_CODE=m MEDIA=UCRS Groundwater -----
(continued)

Analyte	Frequency of Detection	Detected Range	Nondetected Range	Distribution	Arithmetic Mean	Units
Alpha activity	117/145	1.00E-01 - 3.49E+02	-1.07E+01 - 1.00E+03	N	4.18E+01	pCi/L
Americium-241	0/4		-1.50E+00 --1.00E-01	NT	-4.25E-01	pCi/L
Beta activity	136/145	1.00E+00 - 1.00E+03	-4.00E+00 - 1.00E+03	N	3.09E+01	pCi/L
Cesium-137	3/4	2.00E-01 - 9.00E-01	-7.00E-01 --7.00E-01	N	8.75E-02	pCi/L
Cobalt-60	4/4	7.00E-01 - 1.40E+00		N	5.13E-01	pCi/L
Neptunium-237	2/7	2.00E-01 - 2.00E-01	-5.00E-01 - 0.00E+00	N	-5.71E-02	pCi/L
Plutonium-239	1/7	2.00E-01 - 2.00E-01	0.00E+00 - 0.00E+00	N	1.43E-02	pCi/L
Radium-226	7/10	3.00E-01 - 1.60E+00	-9.00E-01 - 0.00E+00	L	6.97E-01	pCi/L
Radon-222	35/35	4.00E+01 - 6.95E+02		L	1.37E+02	pCi/L
Technetium-99	124/155	1.00E+00 - 3.39E+02	-9.40E+00 - 0.00E+00	L	2.27E+01	pCi/L
Thorium-230	3/7	3.00E-01 - 4.00E-01	0.00E+00 - 0.00E+00	N	7.86E-02	pCi/L

----- AREA_CODE=n MEDIA=McNairy Groundwater -----

Analyte	Frequency of Detection	Detected Range	Nondetected Range	Distribution	Arithmetic Mean	Units
Aluminum	30/110	1.02E-01 - 9.04E+01	1.00E-01 - 1.00E+00	N	8.57E-01	mg/L
Antimony	1/76	1.85E-01 - 1.85E-01	6.00E-02 - 2.50E-01	N	7.50E-02	mg/L
Arsenic	4/59	5.00E-03 - 8.54E-02	5.00E-03 - 5.00E-03	N	3.46E-03	mg/L
Barium	51/59	6.80E-02 - 6.70E-01	5.00E-02 - 7.00E-02	L	1.65E-01	mg/L
Beryllium	1/59	1.70E-02 - 1.70E-02	4.00E-03 - 2.50E-02	N	6.06E-03	mg/L
Cadmium	1/59	2.10E-02 - 2.10E-02	1.00E-02 - 1.00E-01	L	1.54E-02	mg/L
Calcium	119/119	4.20E+00 - 1.18E+02		L	8.59E+00	mg/L
Chloride	113/113	2.60E+00 - 5.51E+01		L	6.80E+00	mg/L
Chromium	2/49	5.60E-02 - 2.32E-01	5.00E-02 - 6.00E-02	N	2.88E-02	mg/L
Cobalt	1/59	1.21E-01 - 1.21E-01	4.50E-02 - 1.00E-01	N	2.77E-02	mg/L
Copper	6/59	1.30E-02 - 1.63E-01	1.00E-02 - 1.00E-01	L	5.37E-03	mg/L
Fluoride	71/71	1.30E-01 - 3.90E-01		L	2.24E-01	mg/L
Iron	116/119	1.22E-01 - 1.79E+02	1.00E-02 - 3.60E-01	N	7.61E+00	mg/L
Lead	0/40		5.00E-02 - 2.50E-01	NT	7.53E-02	mg/L
Magnesium	119/119	1.31E+00 - 6.46E+01		L	3.41E+00	mg/L
Manganese	118/119	8.20E-02 - 3.91E+00	2.00E-02 - 2.00E-02	N	3.46E-01	mg/L
Mercury	1/41	4.50E-03 - 4.50E-03	2.00E-04 - 2.00E-04	N	1.52E-04	mg/L
Molybdenum	1/50	3.15E-01 - 3.15E-01	5.00E-02 - 1.00E-01	L	3.20E-02	mg/L
Nickel	2/59	1.07E-01 - 1.09E-01	5.00E-02 - 1.00E-01	N	3.95E-02	mg/L
Nitrate as Nitrogen	5/113	1.00E+00 - 5.60E+00	1.00E+00 - 1.00E+00	N	5.29E-01	mg/L
Potassium	78/113	3.82E+00 - 8.61E+01	2.00E+00 - 1.05E+01	N	5.45E+00	mg/L

Table 2.5 Data summary for all analytes (continued)

----- AREA_CODE=n MEDIA=McNairy Groundwater -----
(continued)

Analyte	Frequency of Detection	Detected Range	Nondetected Range	Distribution	Arithmetic Mean	Units
Selenium	0/50		5.00E-03 - 1.00E-02	NT	2.55E-03	mg/L
Silica	91/91	2.00E+00 - 5.80E+01		N	1.29E+01	mg/L
Silver	0/27		5.00E-02 - 6.00E-02	NT	2.81E-02	mg/L
Sodium	119/119	1.41E+01 - 7.65E+01		L	1.13E+01	mg/L
Sulfate	4/5	1.90E+01 - 1.17E+03	5.00E+00 - 5.00E+00	N	1.37E+02	mg/L
Tetraoxo-sulfate(1-)	86/100	1.40E+00 - 2.89E+01	5.00E+00 - 5.00E+00	N	6.93E+00	mg/L
Thallium	3/32	1.03E-01 - 1.02E+00	5.60E-02 - 4.70E-01	L	8.48E-03	mg/L
Tin	0/2		2.80E-01 - 2.80E-01	NT	1.40E-01	mg/L
Total Phosphate as Phosphorus	1/70	5.20E+00 - 5.20E+00	2.00E+00 - 2.00E+00	N	1.02E+00	mg/L
Uranium	4/68	1.00E-03 - 1.80E-02	1.00E-03 - 1.00E-03	N	1.26E-03	mg/L
Vanadium	21/32	4.00E-02 - 8.36E-01	4.00E-02 - 5.00E-02	L	8.85E-02	mg/L
Zinc	33/59	5.00E-03 - 5.64E-01	5.00E-03 - 2.50E-01	L	4.36E-02	mg/L
1,1,1-Trichloroethane	0/116		5.00E-03 - 1.00E+00	NT	6.98E-03	mg/L
1,1,2,2-Tetrachloroethane	0/2		5.00E-03 - 5.00E-03	NT	2.50E-03	mg/L
1,1,2-Trichloroethane	0/115		5.00E-03 - 1.00E+00	NT	7.02E-03	mg/L
1,1-Dichloroethane	0/112		5.00E-03 - 1.00E+00	NT	7.14E-03	mg/L
1,1-Dichloroethene	0/113		5.00E-03 - 1.00E+00	NT	7.12E-03	mg/L
1,2-Dichloroethane	0/116		5.00E-03 - 1.00E+00	NT	6.98E-03	mg/L
1,2-Dichloroethene	0/2		5.00E-03 - 5.00E-03	NT	2.50E-03	mg/L
1,2-Dichloropropane	0/2		5.00E-03 - 5.00E-03	NT	2.50E-03	mg/L
1,3-Dichlorobenzene	0/3		5.00E-03 - 5.00E-03	NT	2.50E-03	mg/L
2-Butanone	0/2		1.00E-01 - 1.00E-01	NT	5.00E-02	mg/L
2-Hexanone	0/2		5.00E-02 - 5.00E-02	NT	2.50E-02	mg/L
4-Methyl-2-pentanone	0/2		5.00E-02 - 5.00E-02	NT	2.50E-02	mg/L
Acetone	0/2		1.00E-01 - 1.00E-01	NT	5.00E-02	mg/L
Benzene	0/112		5.00E-03 - 1.00E+00	NT	7.14E-03	mg/L
Bromodichloromethane	0/115		5.00E-03 - 1.00E+00	NT	7.02E-03	mg/L
Bromoform	0/2		5.00E-03 - 5.00E-03	NT	2.50E-03	mg/L
Bromomethane	0/2		1.00E-02 - 1.00E-02	NT	5.00E-03	mg/L
Carbon disulfide	0/2		1.00E-01 - 1.00E-01	NT	5.00E-02	mg/L
Carbon tetrachloride	0/116		5.00E-03 - 1.00E+00	NT	6.98E-03	mg/L
Chlorobenzene	0/2		5.00E-03 - 5.00E-03	NT	2.50E-03	mg/L
Chloroethane	0/2		1.00E-02 - 1.00E-02	NT	5.00E-03	mg/L
Chloroform	0/115		5.00E-03 - 1.00E+00	NT	7.02E-03	mg/L
Chloromethane	0/2		1.00E-02 - 1.00E-02	NT	5.00E-03	mg/L
Dibromochloromethane	0/2		5.00E-03 - 5.00E-03	NT	2.50E-03	mg/L
Dimethylbenzene	0/112		5.00E-03 - 1.00E+00	NT	8.62E-03	mg/L
Ethylbenzene	0/112		5.00E-03 - 1.00E+00	NT	7.14E-03	mg/L
Methylene chloride	0/2		5.00E-03 - 5.00E-03	NT	2.50E-03	mg/L
Polychlorinated biphenyl	0/4		1.00E-04 - 1.00E-04	NT	1.00E-04	mg/L

Table 2.5 Data summary for all analytes (continued)

----- AREA_CODE=n MEDIA=McNairy Groundwater -----
(continued)

Analyte	Frequency of Detection	Detected Range	Nondetected Range	Distribution	Arithmetic Mean	Units
Styrene	0/2		5.00E-03 - 5.00E-03	NT	2.50E-03	mg/L
Tetrachloroethene	0/115		5.00E-03 - 1.00E+00	NT	7.02E-03	mg/L
Toluene	0/112		5.00E-03 - 1.00E+00	NT	7.14E-03	mg/L
Trichloroethene	10/154	1.00E-03 - 9.60E+00	1.00E-03 - 1.00E-02	N	6.36E-02	mg/L
Vinyl acetate	0/2		5.00E-02 - 5.00E-02	NT	2.50E-02	mg/L
Vinyl chloride	0/115		1.00E-03 - 1.00E+00	NT	1.68E-02	mg/L
cis-1,2-Dichloroethene	0/114		5.00E-03 - 2.00E+00	NT	3.16E-02	mg/L
cis-1,3-Dichloropropene	0/2		5.00E-03 - 5.00E-03	NT	2.50E-03	mg/L
trans-1,2-Dichloroethene	0/114		5.00E-03 - 2.00E+00	NT	3.16E-02	mg/L
trans-1,3-Dichloropropene	0/2		5.00E-03 - 5.00E-03	NT	2.50E-03	mg/L
Alpha activity	124/145	2.00E-01 - 1.07E+02	-3.11E+01 - 0.00E+00	L	4.21E+00	pCi/L
Beta activity	144/145	1.00E+00 - 1.48E+03	0.00E+00 - 0.00E+00	L	2.73E+01	pCi/L
Neptunium-237	12/27	1.00E-01 - 5.00E-01	-7.00E-01 - 0.00E+00	N	-1.48E-02	pCi/L
Plutonium-238	1/2	5.00E-02 - 5.00E-02	-1.00E-01 - -1.00E-01	N	-1.25E-02	pCi/L
Plutonium-239	4/24	1.00E-01 - 2.00E-01	0.00E+00 - 0.00E+00	N	1.04E-02	pCi/L
Plutonium-239/240	0/1		-1.21E-02 - -1.21E-02	NT	-6.05E-03	pCi/L
Radium-226	19/22	1.00E-01 - 1.30E+00	-7.00E-01 - 0.00E+00	L	6.56E-01	pCi/L
Radon-222	98/98	2.20E+01 - 3.91E+02		N	8.60E+01	pCi/L
Technetium-99	113/158	5.00E-01 - 1.95E+03	-1.29E+01 - 0.00E+00	L	1.11E+01	pCi/L
Thorium-230	16/26	1.00E-02 - 2.30E+00	-1.41E-01 - 0.00E+00	L	3.15E-01	pCi/L

----- AREA_CODE=n MEDIA=Other Groundwater -----

Analyte	Frequency of Detection	Detected Range	Nondetected Range	Distribution	Arithmetic Mean	Units
Aluminum	61/83	1.16E-01 - 8.77E+01	6.20E-01 - 1.00E+00	L	2.32E+00	mg/L
Ammonia as Nitrogen	1/3	6.23E+00 - 6.23E+00	3.00E-02 - 3.00E-02	N	1.05E+00	mg/L
Antimony	3/68	2.38E-02 - 6.40E-02	2.00E-02 - 2.50E-01	L	2.07E-02	mg/L
Arsenic	5/103	1.60E-03 - 2.10E-02	1.00E-03 - 5.00E-03	N	2.48E-03	mg/L
Barium	67/103	3.41E-02 - 2.78E-01	5.00E-02 - 2.00E-01	L	9.16E-02	mg/L
Beryllium	6/68	1.90E-03 - 6.28E-02	1.00E-03 - 2.50E-02	L	3.03E-04	mg/L
Cadmium	1/103	1.60E-02 - 1.60E-02	2.00E-03 - 1.00E-01	N	2.21E-02	mg/L
Calcium	65/65	3.94E+00 - 4.39E+02		L	2.87E+01	mg/L
Chloride	63/63	2.70E+00 - 7.74E+01		L	1.36E+01	mg/L
Chlorine, Total Residual	0/1		2.50E-01 - 2.50E-01	NT	1.25E-01	mg/L
Chromium	11/65	2.00E-03 - 9.40E-02	2.00E-03 - 6.00E-02	N	2.49E-02	mg/L
Chromium, hexavalent	0/43		1.00E-02 - 2.50E-01	NT	1.23E-02	mg/L

Table 2.5 Data summary for all analytes (continued)

----- AREA_CODE=n MEDIA=Other Groundwater -----
(continued)

Analyte	Frequency of Detection	Detected Range	Nondetected Range	Distribution	Arithmetic Mean	Units
Cobalt	11/68	3.50E-03 - 1.01E+00	3.00E-03 - 1.00E-01	N	4.58E-02	mg/L
Copper	18/67	4.30E-03 - 4.80E-02	2.00E-03 - 1.00E-01	L	9.64E-03	mg/L
Cyanide	0/4		3.00E-03 - 3.00E-03	NT	1.50E-03	mg/L
Fluoride	51/59	1.50E-01 - 2.90E+00	1.00E-01 - 1.00E-01	L	4.89E-01	mg/L
Iron	82/100	1.60E-02 - 1.23E+03	1.00E-02 - 5.00E-01	L	2.29E+01	mg/L
Kjeldahl Nitrogen	3/4	3.50E-01 - 1.38E+00	2.00E+00 - 2.00E+00	N	6.33E-01	mg/L
Lead	14/100	1.60E-03 - 1.78E+00	1.00E-03 - 2.50E-01	N	1.02E-01	mg/L
Magnesium	100/100	1.52E+00 - 1.72E+02		L	2.15E+01	mg/L
Manganese	82/100	7.00E-03 - 6.00E+01	5.00E-03 - 5.00E-02	L	2.03E+00	mg/L
Mercury	2/61	3.00E-04 - 3.80E-03	2.00E-04 - 4.00E-04	N	1.32E-04	mg/L
Molybdenum	0/40		4.00E-02 - 1.00E-01	NT	2.64E-02	mg/L
Nickel	25/103	7.70E-03 - 7.76E-01	5.00E-02 - 1.00E-01	L	3.99E-02	mg/L
Nitrate as Nitrogen	35/60	1.00E+00 - 4.60E+00	1.00E+00 - 1.00E+00	L	1.74E+00	mg/L
Nitrate/Nitrite	2/4	2.10E-01 - 2.20E-01	5.00E-02 - 5.00E-02	N	6.63E-02	mg/L
Orthophosphate	0/3		1.00E-03 - 1.00E-01	NT	2.52E-02	mg/L
Phosphorous	0/1		1.00E-01 - 1.00E-01	NT	5.00E-02	mg/L
Potassium	39/97	6.04E-01 - 2.46E+01	2.00E+00 - 1.05E+01	L	5.18E+00	mg/L
Selenium	3/66	1.10E-03 - 4.90E-03	1.00E-03 - 1.50E-02	N	2.37E-03	mg/L
Silica	77/78	6.00E+00 - 5.02E+02	1.00E+01 - 1.00E+01	L	3.51E+01	mg/L
Silver	1/31	2.20E-03 - 2.20E-03	2.00E-03 - 6.00E-02	N	2.22E-02	mg/L
Sodium	100/100	8.18E+00 - 2.05E+02		L	2.83E+01	mg/L
Strontium	30/38	4.07E-01 - 2.33E+00	5.00E-01 - 1.21E+00	N	5.38E-01	mg/L
Sulfate	3/3	1.38E+01 - 1.98E+03		N	3.43E+02	mg/L
Sulfide	2/4	2.40E+00 - 2.40E+00	1.00E+00 - 1.00E+00	N	8.50E-01	mg/L
Tetraoxo-sulfate(1-)	48/48	1.70E+00 - 4.87E+03		L	2.37E+02	mg/L
Thallium	1/45	7.50E-02 - 7.50E-02	1.00E-03 - 4.70E-01	L	7.93E-02	mg/L
Tin	1/4	1.05E-02 - 1.05E-02	1.00E-02 - 1.00E-02	N	5.06E-03	mg/L
Total Phosphate as Phosphorus	1/3	3.40E-01 - 3.40E-01	1.00E-01 - 1.00E-01	N	9.00E-02	mg/L
Uranium	48/103	1.00E-03 - 1.40E-02	1.00E-03 - 1.00E-03	N	2.32E-03	mg/L
Vanadium	33/45	1.70E-03 - 4.98E+00	4.10E-02 - 5.00E-02	L	7.76E-02	mg/L
Zinc	36/68	4.00E-03 - 1.99E+00	5.00E-03 - 2.50E-01	L	2.88E-02	mg/L
1,1,1,2-Tetrachloroethane	0/5		5.00E-03 - 5.00E-03	NT	2.50E-03	mg/L
1,1,1-Trichloroethane	3/72	6.00E-03 - 4.40E-02	5.00E-03 - 2.50E-01	N	9.60E-03	mg/L
1,1,2,2-Tetrachloroethane	0/10		5.00E-03 - 5.00E-03	NT	2.50E-03	mg/L
1,1,2-Trichloroethane	0/72		5.00E-03 - 2.50E-01	NT	9.31E-03	mg/L
1,1-Dichloroethane	11/72	3.00E-03 - 1.40E-01	5.00E-03 - 2.50E-01	N	1.18E-02	mg/L
1,1-Dichloroethene	11/72	1.80E-02 - 4.60E-01	5.00E-03 - 2.50E-01	N	1.80E-02	mg/L
1,2,3-Trichloropropane	0/5		5.00E-03 - 5.00E-03	NT	2.50E-03	mg/L
1,2,4,5-Tetrachlorobenzene	0/4		1.00E-02 - 1.00E-02	NT	5.00E-03	mg/L
1,2,4-Trichlorobenzene	0/10		1.00E-02 - 1.00E-02	NT	5.00E-03	mg/L

Table 2.5 Data summary for all analytes (continued)

----- AREA_CODE=n MEDIA=Other Groundwater -----
(continued)

Analyte	Frequency of Detection	Detected Range	Nondetected Range	Distribution	Arithmetic Mean	Units
1,2-Dibromo-3-chloropropane	0/5		5.00E-03 - 5.00E-03	NT	2.50E-03	mg/L
1,2-Dibromoethane	0/5		5.00E-03 - 5.00E-03	NT	2.50E-03	mg/L
1,2-Dichlorobenzene	0/12		4.00E-03 - 1.00E-02	NT	4.50E-03	mg/L
1,2-Dichloroethane	0/72		5.00E-03 - 2.50E-01	NT	9.31E-03	mg/L
1,2-Dichloroethene	2/10	3.40E-02 - 3.30E-01	5.00E-03 - 5.00E-03	L	1.17E-03	mg/L
1,2-Dichloropropane	0/10		5.00E-03 - 5.00E-03	NT	2.50E-03	mg/L
1,3,5-Trinitrobenzene	0/5		6.00E-03 - 1.00E-02	NT	4.60E-03	mg/L
1,3-Dichlorobenzene	0/12		4.00E-03 - 1.00E-02	NT	4.50E-03	mg/L
1,3-Dinitrobenzene	0/5		6.00E-03 - 2.00E-02	NT	8.60E-03	mg/L
1,4-Dichlorobenzene	0/12		3.00E-03 - 1.00E-02	NT	4.42E-03	mg/L
1,4-Dioxane	0/5		1.50E-01 - 1.50E-01	NT	7.50E-02	mg/L
1,4-Naphthoquinone	0/4		1.00E-02 - 2.00E-02	NT	6.25E-03	mg/L
1-Naphthalenamine	0/4		1.00E-02 - 5.00E-02	NT	1.00E-02	mg/L
2,3,4,6-Tetrachlorophenol	0/4		1.00E-02 - 3.00E-02	NT	7.50E-03	mg/L
2,4,5-T	0/4		2.00E-04 - 6.00E-04	NT	1.50E-04	mg/L
2,4,5-Trichlorophenol	0/10		1.00E-02 - 5.00E-02	NT	1.10E-02	mg/L
2,4,6-Trichlorophenol	0/10		1.00E-02 - 4.00E-02	NT	6.50E-03	mg/L
2,4-D	0/4		1.00E-03 - 3.60E-03	NT	8.25E-04	mg/L
2,4-Dichlorophenol	0/10		1.00E-02 - 3.00E-02	NT	6.00E-03	mg/L
2,4-Dimethylphenol	0/10		1.00E-02 - 1.00E-02	NT	5.00E-03	mg/L
2,4-Dinitrophenol	0/10		4.80E-02 - 5.00E-02	NT	2.45E-02	mg/L
2,4-Dinitrotoluene	0/10		1.00E-02 - 1.00E-02	NT	5.00E-03	mg/L
2,6-Dichlorophenol	0/4		1.00E-02 - 3.00E-02	NT	7.50E-03	mg/L
2,6-Dinitrotoluene	0/10		1.00E-02 - 1.00E-02	NT	5.00E-03	mg/L
2-Acetylaminofluorene	0/4		2.00E-02 - 2.00E-02	NT	1.00E-02	mg/L
2-Amino-4,6-Dinitrotoluene	0/1		2.60E-04 - 2.60E-04	NT	1.30E-04	mg/L
2-Butanone	0/10		1.00E-01 - 1.00E-01	NT	5.00E-02	mg/L
2-Chloro-1,3-butadiene	0/5		5.00E-03 - 5.00E-03	NT	2.50E-03	mg/L
2-Chloroethyl vinyl ether	0/5		1.00E-02 - 2.00E-02	NT	6.00E-03	mg/L
2-Chloronaphthalene	0/10		1.00E-02 - 1.00E-02	NT	5.00E-03	mg/L
2-Chlorophenol	0/10		1.00E-02 - 4.00E-02	NT	6.50E-03	mg/L
2-Hexanone	0/10		5.00E-02 - 5.00E-02	NT	2.50E-02	mg/L
2-Methyl-4,6-dinitrophenol	0/10		4.80E-02 - 5.00E-02	NT	2.45E-02	mg/L
2-Methylnaphthalene	0/10		1.00E-02 - 2.00E-02	NT	5.50E-03	mg/L
2-Methylphenol	0/10		1.00E-02 - 3.00E-02	NT	6.00E-03	mg/L
2-Methylpyridine	0/4		5.00E-02 - 5.00E-02	NT	2.50E-02	mg/L
2-Naphthalenamine	0/4		1.00E-02 - 5.00E-02	NT	1.00E-02	mg/L
2-Nitrobenzenamine	0/10		4.80E-02 - 5.00E-02	NT	2.45E-02	mg/L
2-Nitrophenol	0/10		1.00E-02 - 3.00E-02	NT	6.00E-03	mg/L
2-Nitrotoluene	0/1		2.50E-04 - 2.50E-04	NT	1.25E-04	mg/L

Table 2.5 Data summary for all analytes (continued)

----- AREA_CODE=n MEDIA=Other Groundwater -----
(continued)

Analyte	Frequency of Detection	Detected Range	Nondetected Range	Distribution	Arithmetic Mean	Units
3,3'-Dichlorobenzidine	0/10		2.00E-02 - 4.00E-02	NT	1.10E-02	mg/L
3,3'-Dimethylbenzidine	0/4		1.00E-02 - 1.00E-02	NT	5.00E-03	mg/L
3-Methylcholanthrene	0/4		1.00E-02 - 1.00E-02	NT	5.00E-03	mg/L
3-Methylphenol	0/4		1.00E-02 - 5.00E-02	NT	1.00E-02	mg/L
3-Nitrobenzenamine	0/10		4.80E-02 - 5.00E-02	NT	2.45E-02	mg/L
4,4'-DDD	0/10		1.00E-05 - 3.30E-03	NT	1.74E-04	mg/L
4,4'-DDE	0/10		1.00E-05 - 3.30E-03	NT	1.74E-04	mg/L
4,4'-DDT	0/10		1.00E-05 - 3.30E-03	NT	1.74E-04	mg/L
4-Amino-2,6-Dinitrotoluene	0/1		2.60E-04 - 2.60E-04	NT	1.30E-04	mg/L
4-Aminobiphenyl	0/4		2.00E-02 - 5.00E-02	NT	1.38E-02	mg/L
4-Bromophenyl phenyl ether	0/10		1.00E-02 - 1.00E-02	NT	5.00E-03	mg/L
4-Chloro-3-methylphenol	0/10		1.00E-02 - 3.00E-02	NT	6.00E-03	mg/L
4-Chlorobenzenamine	0/10		1.00E-02 - 3.00E-02	NT	6.00E-03	mg/L
4-Chlorophenyl phenyl ether	0/10		1.00E-02 - 1.00E-02	NT	5.00E-03	mg/L
4-Methyl-2-pentanone	0/10		5.00E-02 - 5.00E-02	NT	2.50E-02	mg/L
4-Methylphenol	0/10		1.00E-02 - 5.00E-02	NT	7.00E-03	mg/L
4-Nitrobenzenamine	0/10		4.80E-02 - 5.00E-02	NT	2.45E-02	mg/L
4-Nitrophenol	0/10		4.80E-02 - 5.00E-02	NT	2.45E-02	mg/L
4-Nitroquinoline-1-oxide	0/4		4.00E-02 - 4.00E-02	NT	2.00E-02	mg/L
5-(2-Propenyl)-1,3-benzodioxole (Safrole)	0/4		1.00E-02 - 1.00E-02	NT	5.00E-03	mg/L
5-Nitro-o-toluidine	0/4		1.00E-02 - 3.00E-02	NT	7.50E-03	mg/L
7,12-Dimethylbenz(a)anthracene	0/4		1.00E-02 - 1.00E-02	NT	5.00E-03	mg/L
Acenaphthene	0/10		1.00E-02 - 1.00E-02	NT	5.00E-03	mg/L
Acenaphthylene	0/10		1.00E-02 - 1.00E-02	NT	5.00E-03	mg/L
Acetone	1/10	1.00E-01 - 1.00E-01	1.00E-01 - 1.00E-01	N	5.00E-02	mg/L
Acetonitrile	0/5		5.00E-02 - 1.00E-01	NT	3.00E-02	mg/L
Acetophenone	0/4		1.00E-02 - 1.50E-02	NT	5.63E-02	mg/L
Acrolein	0/5		5.00E-02 - 1.00E-01	NT	3.00E-02	mg/L
Acrylonitrile	0/5		5.00E-02 - 1.00E-01	NT	3.00E-02	mg/L
Aldrin	0/10		5.00E-06 - 1.70E-03	NT	8.73E-05	mg/L
Allyl chloride	0/5		5.00E-03 - 5.00E-03	NT	2.50E-03	mg/L
Aniline	0/4		1.00E-02 - 3.00E-02	NT	7.50E-03	mg/L
Anthracene	0/10		1.00E-02 - 1.00E-02	NT	5.00E-03	mg/L
Aramite	0/4		2.00E-02 - 3.00E-02	NT	1.13E-02	mg/L
Azinphos-methyl	0/4		1.00E-04 - 1.00E-04	NT	5.00E-05	mg/L
Benz(a)anthracene	0/10		1.00E-02 - 1.00E-02	NT	5.00E-03	mg/L
Benzene	0/76		2.00E-03 - 2.50E-01	NT	8.87E-03	mg/L
Benzenemethanol	0/4		1.00E-02 - 1.00E-02	NT	5.00E-03	mg/L
Benzo(a)pyrene	0/10		1.00E-02 - 1.00E-02	NT	5.00E-03	mg/L
Benzo(b)fluoranthene	0/10		1.00E-02 - 1.00E-02	NT	5.00E-03	mg/L

Table 2.5 Data summary for all analytes (continued)

----- AREA_CODE=n MEDIA=Other Groundwater -----
(continued)

Analyte	Frequency of Detection	Detected Range	Nondetected Range	Distribution	Arithmetic Mean	Units
Benzo(ghi)perylene	0/10		1.00E-02 - 1.00E-02	NT	5.00E-03	mg/L
Benzo(k)fluoranthene	0/10		1.00E-02 - 1.00E-02	NT	5.00E-03	mg/L
Bis(2-chloroethoxy)methane	0/10		1.00E-02 - 3.00E-02	NT	6.00E-03	mg/L
Bis(2-chloroethyl) ether	0/10		1.00E-02 - 2.00E-02	NT	5.50E-03	mg/L
Bis(2-chloroisopropyl)ether	0/10		1.00E-02 - 1.00E-02	NT	5.00E-03	mg/L
Bis(2-ethylhexyl)phthalate	0/10		1.00E-02 - 3.00E-02	NT	6.00E-03	mg/L
Bromodichloromethane	0/72		5.00E-03 - 2.50E-01	NT	9.31E-03	mg/L
Bromoform	0/10		5.00E-03 - 5.00E-03	NT	2.50E-03	mg/L
Bromomethane	0/10		1.00E-02 - 1.00E-02	NT	5.00E-03	mg/L
Butyl benzyl phthalate	0/10		1.00E-02 - 1.00E-02	NT	5.00E-03	mg/L
Carbazole	0/6		1.00E-02 - 1.00E-02	NT	5.00E-03	mg/L
Carbon disulfide	0/10		5.00E-03 - 1.00E-01	NT	7.25E-03	mg/L
Carbon tetrachloride	0/72		5.00E-03 - 2.50E-01	NT	9.31E-03	mg/L
Chlorobenzene	0/14		2.00E-03 - 5.00E-03	NT	2.07E-03	mg/L
Chlorobenzilate	0/4		5.00E-02 - 5.00E-02	NT	2.50E-02	mg/L
Chloroethane	0/10		1.00E-02 - 1.00E-02	NT	5.00E-03	mg/L
Chloroform	0/72		5.00E-03 - 2.50E-01	NT	9.31E-03	mg/L
Chloromethane	0/10		1.00E-02 - 1.00E-02	NT	5.00E-03	mg/L
Chrysene	0/10		1.00E-02 - 1.00E-02	NT	5.00E-03	mg/L
Co-Ral	0/4		1.00E-04 - 1.00E-04	NT	5.00E-05	mg/L
Cyclotrimethylenetrinitramine	0/1		8.50E-04 - 8.50E-04	NT	4.25E-04	mg/L
Demeton O and S	0/4		1.00E-04 - 1.00E-04	NT	5.00E-05	mg/L
Di-n-butyl phthalate	1/10	1.40E-02 - 1.40E-02	1.00E-02 - 1.00E-02	N	5.20E-03	mg/L
Di-n-octylphthalate	0/10		1.00E-02 - 1.00E-02	NT	5.00E-03	mg/L
Diallate	0/4		5.00E-02 - 5.00E-02	NT	2.50E-02	mg/L
Diazinon	0/4		1.00E-04 - 1.00E-04	NT	5.00E-05	mg/L
Dibenz(a,h)anthracene	0/10		1.00E-02 - 1.00E-02	NT	5.00E-03	mg/L
Dibenzofuran	0/10		1.00E-02 - 1.00E-02	NT	5.00E-03	mg/L
Dibromochloromethane	0/10		5.00E-03 - 5.00E-03	NT	2.50E-03	mg/L
Dibromomethane	0/5		5.00E-03 - 5.00E-03	NT	2.50E-03	mg/L
Dichlorodifluoromethane	0/5		5.00E-03 - 5.00E-03	NT	2.50E-03	mg/L
Dichlorvos	0/4		1.00E-04 - 1.00E-04	NT	5.00E-05	mg/L
Dieldrin	0/10		1.00E-05 - 3.30E-03	NT	1.74E-04	mg/L
Diethyl phthalate	0/10		1.00E-02 - 1.00E-02	NT	5.00E-03	mg/L
Dimethoate	0/4		1.00E-02 - 1.00E-02	NT	5.00E-03	mg/L
Dimethyl phthalate	0/10		1.00E-02 - 2.00E-02	NT	5.50E-03	mg/L
Dimethyl-1,2-dibromo-2,2-dichloroethyl phosphate	0/4		1.00E-04 - 1.00E-04	NT	5.00E-05	mg/L
Dimethylbenzene	0/76		2.00E-03 - 5.00E-01	NT	1.55E-02	mg/L
Dinoseb	0/4		2.00E-02 - 3.00E-02	NT	1.13E-02	mg/L
Diphenylamine	0/4		1.00E-02 - 1.00E-02	NT	5.00E-03	mg/L

Table 2.5 Data summary for all analytes (continued)

----- AREA_CODE=n MEDIA=Other Groundwater -----
(continued)

Analyte	Frequency of Detection	Detected Range	Nondetected Range	Distribution	Arithmetic Mean	Units
Disulfoton	0/4		1.00E-02 - 2.00E-02	NT	6.25E-03	mg/L
Endosulfan I	0/10		5.00E-06 - 1.70E-03	NT	8.73E-05	mg/L
Endosulfan II	0/10		1.00E-05 - 3.30E-03	NT	1.74E-04	mg/L
Endosulfan sulfate	0/10		1.00E-05 - 3.30E-03	NT	1.74E-04	mg/L
Endrin	0/10		1.00E-05 - 3.30E-03	NT	1.74E-04	mg/L
Endrin aldehyde	0/10		1.00E-05 - 3.30E-03	NT	1.74E-04	mg/L
Endrin ketone	0/5		1.00E-05 - 1.00E-05	NT	5.00E-06	mg/L
Ethion	0/4		1.00E-04 - 1.00E-04	NT	5.00E-05	mg/L
Ethyl cyanide	0/5		5.00E-03 - 5.00E-03	NT	2.50E-03	mg/L
Ethyl methacrylate	0/5		1.00E-02 - 2.00E-02	NT	6.00E-03	mg/L
Ethyl methanesulfonate	0/4		2.00E-02 - 2.00E-02	NT	1.00E-02	mg/L
Ethylbenzene	0/76		2.00E-03 - 2.50E-01	NT	8.87E-03	mg/L
Fensulfothion	0/4		1.00E-04 - 1.00E-04	NT	5.00E-05	mg/L
Fenthion	0/4		1.00E-04 - 1.00E-04	NT	5.00E-05	mg/L
Fluoranthene	0/10		1.00E-02 - 1.00E-02	NT	5.00E-03	mg/L
Fluorene	0/10		1.00E-02 - 1.00E-02	NT	5.00E-03	mg/L
HMX	0/1		1.00E-03 - 1.00E-03	NT	5.00E-04	mg/L
Heptachlor	0/10		5.00E-06 - 1.70E-03	NT	8.73E-05	mg/L
Heptachlor epoxide	0/10		5.00E-06 - 1.70E-03	NT	8.73E-05	mg/L
Hexachloro-1-propene	0/4		1.00E-02 - 1.00E-02	NT	5.00E-03	mg/L
Hexachloro-dibenzo[b,e][1,4]dioxin	0/5		9.00E-07 - 2.00E-06	NT	7.60E-07	mg/L
Hexachlorobenzene	0/10		1.00E-02 - 1.00E-02	NT	5.00E-03	mg/L
Hexachlorobutadiene	0/10		1.00E-02 - 1.00E-02	NT	5.00E-03	mg/L
Hexachlorocyclopentadiene	0/10		1.00E-02 - 1.00E-02	NT	5.00E-03	mg/L
Hexachlorodibenzofuran	0/5		9.00E-07 - 1.90E-06	NT	6.60E-07	mg/L
Hexachloroethane	0/10		1.00E-02 - 1.00E-02	NT	5.00E-03	mg/L
Hexachlorophene	0/4		5.00E-01 - 5.00E-01	NT	2.50E-01	mg/L
Indeno(1,2,3-cd)pyrene	0/10		1.00E-02 - 1.00E-02	NT	5.00E-03	mg/L
Iodomethane	0/5		5.00E-03 - 5.00E-03	NT	2.50E-03	mg/L
Isobutanol	0/5		5.00E-02 - 1.00E-01	NT	3.00E-02	mg/L
Isodrin	0/4		5.00E-02 - 5.00E-02	NT	2.50E-02	mg/L
Isophorone	0/10		1.00E-02 - 2.00E-02	NT	5.50E-03	mg/L
Isosafrole	0/4		1.00E-02 - 1.00E-02	NT	5.00E-03	mg/L
Kepone	0/4		5.00E-02 - 5.00E-02	NT	2.50E-02	mg/L
Lindane	0/10		5.00E-06 - 1.70E-03	NT	8.73E-05	mg/L
Merphos	0/4		1.00E-04 - 1.00E-04	NT	5.00E-05	mg/L
Methacrylonitrile	0/5		5.00E-03 - 5.00E-03	NT	2.50E-03	mg/L
Methapyrilene	0/4		1.00E-01 - 1.00E-01	NT	5.00E-02	mg/L
Methoxychlor	0/10		5.00E-05 - 1.70E-02	NT	8.90E-04	mg/L
Methyl methacrylate	0/5		1.00E-02 - 1.00E-02	NT	5.00E-03	mg/L

Table 2.5 Data summary for all analytes (continued)

----- AREA_CODE=n MEDIA=Other Groundwater -----
(continued)

Analyte	Frequency of Detection	Detected Range	Nondetected Range	Distribution	Arithmetic Mean	Units
Methyl methanesulfonate	0/4		1.00E-02 - 2.00E-02	NT	6.25E-03	mg/L
Methyl parathion	0/4		1.00E-02 - 1.00E-02	NT	5.00E-03	mg/L
Methylene chloride	9/10	1.00E-03 - 1.10E-02	5.00E-03 - 5.00E-03	N	3.33E-03	mg/L
Mocap	0/4		1.00E-04 - 1.00E-04	NT	5.00E-05	mg/L
N-Nitroso-di-n-butylamine	0/4		1.00E-02 - 2.00E-02	NT	6.25E-03	mg/L
N-Nitroso-di-n-propylamine	0/10		1.00E-02 - 3.00E-02	NT	6.00E-03	mg/L
N-Nitrosodiethylamine	0/4		2.00E-02 - 3.00E-02	NT	1.13E-02	mg/L
N-Nitrosodimethylamine	0/4		1.00E-02 - 2.00E-02	NT	6.25E-03	mg/L
N-Nitrosodiphenylamine	0/10		1.00E-02 - 1.00E-02	NT	5.00E-03	mg/L
N-Nitrosomethylethylamine	0/4		5.00E-02 - 5.00E-02	NT	2.50E-02	mg/L
N-Nitrosomorpholine	0/4		1.00E-02 - 4.00E-02	NT	8.75E-03	mg/L
N-Nitrosopiperidine	0/4		2.00E-02 - 2.00E-02	NT	1.00E-02	mg/L
N-Nitrosopyrrolidine	0/4		4.00E-02 - 4.00E-02	NT	2.00E-02	mg/L
Naphthalene	1/10	7.00E-02 - 7.00E-02	1.00E-02 - 1.00E-02	N	8.00E-03	mg/L
Nitrobenzene	0/10		1.00E-02 - 2.00E-02	NT	5.50E-03	mg/L
O,O,O-Triethylphosphorothioate	0/4		1.00E-02 - 3.00E-02	NT	7.50E-03	mg/L
PCB-1016	0/10		1.00E-04 - 1.30E-02	NT	1.40E-03	mg/L
PCB-1221	0/10		1.00E-04 - 1.30E-02	NT	1.47E-03	mg/L
PCB-1232	0/10		1.00E-04 - 1.30E-02	NT	1.39E-03	mg/L
PCB-1242	0/10		1.00E-04 - 1.30E-02	NT	1.39E-03	mg/L
PCB-1248	0/10		1.00E-04 - 1.30E-02	NT	1.39E-03	mg/L
PCB-1254	0/10		1.00E-04 - 1.30E-02	NT	1.39E-03	mg/L
PCB-1260	0/10		1.00E-04 - 1.30E-02	NT	1.39E-03	mg/L
Parathion	0/4		1.00E-02 - 2.00E-02	NT	6.25E-03	mg/L
Pentachloro-dibenzo[b,e][1,4]dioxin	0/5		9.00E-07 - 1.50E-06	NT	6.00E-07	mg/L
Pentachlorobenzene	0/4		1.00E-02 - 1.00E-02	NT	5.00E-03	mg/L
Pentachlorodibenzofuran	0/5		1.00E-06 - 1.20E-06	NT	5.50E-07	mg/L
Pentachloroethane	0/5		1.00E-02 - 1.00E-02	NT	5.00E-03	mg/L
Pentachloronitrobenzene	0/4		2.00E-02 - 2.00E-02	NT	1.00E-02	mg/L
Pentachlorophenol	0/10		4.80E-02 - 5.00E-02	NT	2.45E-02	mg/L
Phenacetin	0/4		2.00E-02 - 3.00E-02	NT	1.13E-02	mg/L
Phenanthrene	1/10	2.00E-03 - 2.00E-03	1.00E-02 - 1.00E-02	N	4.60E-03	mg/L
Phenol	0/10		1.00E-02 - 2.00E-02	NT	5.50E-03	mg/L
Phorate	0/4		5.00E-02 - 5.00E-02	NT	2.50E-02	mg/L
Phosdrin	0/4		1.00E-04 - 1.00E-04	NT	5.00E-05	mg/L
Polychlorinated biphenyl	0/9		1.70E-04 - 1.70E-04	NT	1.70E-04	mg/L
Pronamide	0/4		1.00E-02 - 2.00E-02	NT	6.25E-03	mg/L
Prothiophos	0/4		1.00E-04 - 1.00E-04	NT	5.00E-05	mg/L
Pyrene	0/10		1.00E-02 - 1.00E-02	NT	5.00E-03	mg/L
Pyridine	0/4		1.00E-02 - 5.00E-02	NT	1.00E-02	mg/L

Table 2.5 Data summary for all analytes (continued)

----- AREA_CODE=n MEDIA=Other Groundwater -----
(continued)

Analyte	Frequency of Detection	Detected Range	Nondetected Range	Distribution	Arithmetic Mean	Units
Ronnel	0/4		1.00E-04 - 1.00E-04	NT	5.00E-05	mg/L
Silvex	0/4		2.00E-04 - 5.00E-04	NT	1.38E-04	mg/L
Styrene	0/10		5.00E-03 - 5.00E-03	NT	2.50E-03	mg/L
Sulfotepp	0/4		1.00E-02 - 1.00E-02	NT	5.00E-03	mg/L
Sulprofos	0/4		1.00E-04 - 1.00E-04	NT	5.00E-05	mg/L
Tetrachloro-dibenzo[b,e][1,4]dioxin	0/5		7.00E-07 - 1.00E-06	NT	4.50E-07	mg/L
Tetrachlorodibenzofuran	0/5		6.00E-07 - 9.00E-07	NT	3.50E-07	mg/L
Tetrachloroethene	0/72		5.00E-03 - 2.50E-01	NT	9.31E-03	mg/L
Tetrachlorovinphos	0/4		1.00E-04 - 1.00E-04	NT	5.00E-05	mg/L
Tetryl	0/1		1.00E-03 - 1.00E-03	NT	5.00E-04	mg/L
Thionazin	0/4		2.00E-02 - 2.00E-02	NT	1.00E-02	mg/L
Toluene	0/76		2.00E-03 - 2.50E-01	NT	8.87E-03	mg/L
Toxaphene	0/10		1.00E-04 - 1.70E-01	NT	8.86E-03	mg/L
Trans-1,4-Dichloro-2-butene	0/5		5.00E-03 - 5.00E-03	NT	2.50E-03	mg/L
Trichloroethene	22/111	1.00E-03 - 6.00E-01	1.00E-03 - 5.00E-03	N	1.46E-02	mg/L
Trichlorofluoromethane	0/5		5.00E-03 - 5.00E-03	NT	2.50E-03	mg/L
Trichloronate	0/4		1.00E-04 - 1.00E-04	NT	5.00E-05	mg/L
Trinitrotoluene	0/3		6.00E-03 - 6.00E-03	NT	3.00E-03	mg/L
Vinyl acetate	0/6		5.00E-02 - 5.00E-02	NT	2.50E-02	mg/L
Vinyl chloride	1/72	1.50E-02 - 1.50E-02	5.00E-03 - 2.50E-01	N	2.62E-02	mg/L
a,a-Dimethylphenethylamine	0/4		2.00E-02 - 3.00E-02	NT	1.13E-02	mg/L
alpha-BHC	0/10		5.00E-06 - 1.70E-03	NT	8.73E-05	mg/L
alpha-Chlordane	0/10		5.00E-06 - 1.70E-03	NT	8.73E-05	mg/L
beta-BHC	0/10		5.00E-06 - 1.70E-03	NT	8.73E-05	mg/L
cis-1,2-Dichloroethene	32/63	1.40E-02 - 4.20E+00	5.00E-03 - 5.00E-03	L	3.94E-02	mg/L
cis-1,3-Dichloropropene	0/10		5.00E-03 - 5.00E-03	NT	2.50E-03	mg/L
delta-BHC	0/10		5.00E-06 - 1.70E-03	NT	8.73E-05	mg/L
gamma-Chlordane	0/10		5.00E-06 - 1.70E-03	NT	8.73E-05	mg/L
m,p-Xylene	0/5		2.00E-03 - 5.00E-03	NT	1.30E-03	mg/L
m-Nitrotoluene	0/1		2.50E-04 - 2.50E-04	NT	1.25E-04	mg/L
o-Toluidine	0/4		1.00E-02 - 3.00E-02	NT	7.50E-03	mg/L
p-Dimethylaminoazobenzene	0/4		1.00E-02 - 3.00E-01	NT	4.13E-02	mg/L
p-Nitrotoluene	0/1		2.50E-04 - 2.50E-04	NT	1.25E-04	mg/L
p-Phenylenediamine	0/4		1.00E-02 - 1.00E-02	NT	5.00E-03	mg/L
trans-1,2-Dichloroethene	0/63		5.00E-03 - 2.50E-01	NT	2.06E-02	mg/L
trans-1,3-Dichloropropene	0/10		5.00E-03 - 5.00E-03	NT	2.50E-03	mg/L
Alpha activity	93/121	1.00E-01 - 5.99E+01	-1.13E+01 - 1.04E+01	L	5.90E+00	pCi/L
Beta activity	106/121	1.00E+00 - 1.60E+02	-6.00E+00 - 3.13E+01	L	1.55E+01	pCi/L
Neptunium-237	13/36	1.00E-01 - 8.00E-01	-1.00E+00 - 0.00E+00	L	3.92E-01	pCi/L
Plutonium-238	1/1	1.00E-01 - 1.00E-01		NT	5.00E-02	pCi/L

Table 2.5 Data summary for all analytes (continued)

----- AREA_CODE=n MEDIA=Other Groundwater -----
(continued)

Analyte	Frequency of Detection	Detected Range	Nondetected Range	Distribution	Arithmetic Mean	Units
Plutonium-239	7/35	1.00E-01 - 1.00E-01	0.00E+00 - 7.00E-02	L	4.82E-02	pCi/L
Plutonium-242	1/1	1.83E-02 - 1.83E-02		NT	9.15E-03	pCi/L
Radium-226	24/30	1.00E-01 - 9.00E-01	-1.00E+00 - 0.00E+00	L	4.47E-01	pCi/L
Radon-222	58/58	9.00E+00 - 5.29E+03		L	3.30E+02	pCi/L
Technetium-99	87/121	9.17E-01 - 1.88E+02	-1.59E+01 - 9.40E-01	L	9.18E+00	pCi/L
Thorium-228	1/1	7.80E-01 - 7.80E-01		NT	3.90E-01	pCi/L
Thorium-230	30/36	1.00E-01 - 1.60E+00	-5.00E-01 - 0.00E+00	N	2.04E-01	pCi/L
Thorium-232	1/1	6.40E-01 - 6.40E-01		NT	3.20E-01	pCi/L
Uranium-234	11/14	1.80E-01 - 8.44E+00	1.30E-01 - 1.70E-01	L	9.68E-01	pCi/L
Uranium-235	5/11	6.00E-02 - 6.10E-01	3.00E-02 - 1.20E-01	L	1.15E-01	pCi/L
Uranium-238	12/14	1.60E-01 - 8.72E+00	1.20E-01 - 1.90E-01	L	1.06E+00	pCi/L

----- AREA_CODE=n MEDIA=RGa Groundwater -----

Analyte	Frequency of Detection	Detected Range	Nondetected Range	Distribution	Arithmetic Mean	Units
Aluminum	440/989	2.80E-02 - 1.43E+02	1.50E-02 - 1.00E+00	N	8.50E-01	mg/L
Antimony	6/1E3	1.70E-03 - 2.73E-01	1.30E-03 - 2.50E-01	N	7.46E-02	mg/L
Arsenic	57/1E3	1.80E-03 - 1.40E-01	1.00E-03 - 5.00E-03	N	2.75E-03	mg/L
Barium	1E3/1E3	1.00E-02 - 2.70E+00	3.50E-02 - 7.00E-02	N	9.48E-02	mg/L
Beryllium	43/974	2.00E-04 - 1.40E-02	1.00E-04 - 1.00E-01	N	6.50E-03	mg/L
Bicarbonate	3/3	1.81E+02 - 2.37E+02		N	1.01E+02	mg/L
Boron	34/48	3.00E-02 - 1.54E+00	3.00E-02 - 3.00E-02	L	1.63E-01	mg/L
Cadmium	19/1E3	1.00E-04 - 3.42E-01	2.67E-04 - 3.00E-01	N	8.90E-03	mg/L
Calcium	1E3/1E3	2.88E+00 - 1.34E+02	2.06E+01 - 2.06E+01	N	1.25E+01	mg/L
Carbonate	0/3		1.00E+00 - 1.00E+00	NT	5.00E-01	mg/L
Cerium	24/48	8.00E-02 - 8.00E-02	8.00E-02 - 8.00E-02	N	4.00E-02	mg/L
Chloride	1E3/1E3	2.70E+00 - 5.86E+02	2.00E+01 - 2.00E+01	N	2.18E+01	mg/L
Chromium	345/1E3	2.40E-03 - 2.51E+01	2.00E-03 - 1.32E+00	N	1.02E-01	mg/L
Chromium, hexavalent	0/26		1.00E-02 - 1.00E-02	NT	5.00E-03	mg/L
Cobalt	49/969	3.40E-03 - 9.00E-02	1.78E-03 - 4.50E-01	N	2.67E-02	mg/L
Copper	114/1E3	4.00E-03 - 1.87E+00	2.00E-03 - 4.50E-01	N	2.36E-02	mg/L
Cyanide	0/30		3.00E-03 - 2.00E-02	NT	7.60E-03	mg/L
Fluoride	718/841	1.00E-01 - 7.20E+00	1.00E-01 - 1.00E+00	N	1.75E-01	mg/L
Gallium	24/48	9.00E-02 - 9.00E-02	9.00E-02 - 9.00E-02	N	4.50E-02	mg/L
Iron	1E3/2E3	1.00E-02 - 7.20E+02	5.00E-03 - 2.88E+00	N	2.59E+00	mg/L
Lead	34/1E3	2.40E-03 - 4.32E-01	1.00E-03 - 2.50E-01	N	4.71E-02	mg/L

Table 2.5 Data summary for all analytes (continued)

----- AREA_CODE=n MEDIA=RGa Groundwater -----
(continued)

Analyte	Frequency of Detection	Detected Range	Nondetected Range	Distribution	Arithmetic Mean	Units
Lithium	24/48	8.00E-02 - 8.00E-02	8.00E-02 - 8.00E-02	N	4.00E-02	mg/L
Magnesium	1E3/1E3	1.04E-01 - 4.72E+01		N	4.97E+00	mg/L
Manganese	719/1E3	2.50E-03 - 1.49E+01	5.00E-03 - 1.00E+00	N	1.91E-01	mg/L
Mercury	3/1E3	3.00E-04 - 3.00E-04	2.00E-04 - 4.70E-02	N	2.07E-04	mg/L
Molybdenum	32/509	1.50E-02 - 2.86E-01	4.40E-03 - 1.00E-01	N	2.77E-02	mg/L
Nickel	324/1E3	7.40E-03 - 1.89E+00	4.20E-03 - 1.00E+00	N	5.94E-02	mg/L
Nitrate as Nitrogen	1E3/1E3	6.20E-01 - 3.93E+01	1.00E-01 - 1.00E+00	N	1.05E+00	mg/L
Nitrate/Nitrite	6/6	5.00E-02 - 9.40E+00		N	9.37E-01	mg/L
Potassium	263/1E3	1.10E-01 - 4.41E+01	2.00E+00 - 3.00E+01	N	2.86E+00	mg/L
Selenium	8/1E3	1.00E-03 - 4.76E-01	1.00E-03 - 1.50E-02	N	2.73E-03	mg/L
Silica	568/569	7.00E+00 - 5.20E+01	5.00E+00 - 5.00E+00	N	9.48E+00	mg/L
Silver	18/693	1.00E-03 - 3.90E-01	7.00E-04 - 6.00E-02	N	2.26E-02	mg/L
Sodium	1E3/1E3	3.35E+00 - 2.66E+02	5.00E+00 - 5.00E+00	N	1.71E+01	mg/L
Strontium	57/57	6.50E-02 - 3.33E-01		L	6.27E-02	mg/L
Sulfate	150/167	2.90E+00 - 7.42E+02	5.00E+00 - 1.00E+01	N	1.85E+01	mg/L
Sulfide	0/20		1.00E+00 - 1.00E+01	NT	2.75E+00	mg/L
Tetraoxo-sulfate(1-)	938/969	1.80E+00 - 3.98E+02	2.00E+00 - 5.00E+00	N	9.22E+00	mg/L
Thallium	6/700	7.20E-02 - 2.38E-01	4.67E-04 - 4.70E-01	N	9.40E-02	mg/L
Thorium	24/48	5.00E-02 - 5.00E-02	5.00E-02 - 5.00E-02	N	2.50E-02	mg/L
Tin	4/41	1.80E-02 - 8.00E-01	1.00E-02 - 4.00E+00	L	4.22E-03	mg/L
Titanium	27/48	6.00E-02 - 2.20E-01	6.00E-02 - 6.00E-02	N	3.31E-02	mg/L
Total Phosphate as Phosphorus	15/557	1.70E+00 - 3.49E+01	2.00E+00 - 2.00E+00	N	1.06E+00	mg/L
Uranium	53/1E3	2.90E-04 - 1.90E-01	8.00E-05 - 9.20E-02	N	2.25E-03	mg/L
Vanadium	371/717	1.40E-03 - 9.50E-01	1.00E-03 - 5.00E-01	N	5.54E-02	mg/L
Zinc	351/1E3	5.00E-03 - 5.30E+00	5.00E-03 - 5.00E-01	N	4.34E-02	mg/L
Zirconium	24/48	2.00E-02 - 2.00E-02	2.00E-02 - 2.00E-02	N	1.00E-02	mg/L
1,1,1,2-Tetrachloroethane	0/346		5.00E-05 - 1.30E+01	NT	2.20E-02	mg/L
1,1,1-Trichloroethane	1/2E3	4.00E-03 - 4.00E-03	5.00E-05 - 5.00E+01	N	4.17E-01	mg/L
1,1,2,2-Tetrachloroethane	0/436		5.00E-05 - 1.30E+01	NT	1.80E-02	mg/L
1,1,2-Trichloro-1,2,2-trifluoroethane	2/55	8.80E-04 - 5.70E-03	3.60E-04 - 5.00E-03	N	1.95E-03	mg/L
1,1,2-Trichloroethane	1/2E3	2.00E-03 - 2.00E-03	5.00E-05 - 5.00E+01	N	3.62E-01	mg/L
1,1-Dichloroethane	1/2E3	4.10E-03 - 4.10E-03	5.00E-05 - 5.00E+01	N	1.46E-01	mg/L
1,1-Dichloroethene	7/2E3	1.30E-03 - 6.50E-02	5.00E-05 - 5.00E+01	N	1.47E-01	mg/L
1,1-Dichloropropene	0/20		1.00E-03 - 5.00E-03	NT	1.50E-03	mg/L
1,2,3-Trichloropropane	0/410		5.00E-05 - 1.30E+01	NT	1.94E-02	mg/L
1,2,4,5-Tetrachlorobenzene	0/22		9.00E-03 - 1.00E-02	NT	4.95E-03	mg/L
1,2,4-Trichlorobenzene	0/35		9.00E-03 - 2.00E-02	NT	5.26E-03	mg/L
1,2-Dibromo-3-chloropropane	0/310		5.00E-05 - 1.00E-02	NT	2.44E-03	mg/L
1,2-Dibromoethane	0/334		5.00E-05 - 1.30E+01	NT	2.27E-02	mg/L
1,2-Dichlorobenzene	1/359	5.70E-05 - 5.70E-05	5.00E-05 - 2.00E-02	N	2.52E-03	mg/L

Table 2.5 Data summary for all analytes (continued)

----- AREA_CODE=n MEDIA=RGA Groundwater -----
(continued)

Analyte	Frequency of Detection	Detected Range	Nondetected Range	Distribution	Arithmetic Mean	Units
1,2-Dichloroethane	1/2E3	1.10E-03 - 1.10E-03	5.00E-05 - 5.00E+01	N	3.63E-01	mg/L
1,2-Dichloroethene	5/50	1.00E-03 - 1.40E-02	1.00E-03 - 1.25E+00	L	9.03E-04	mg/L
1,2-Dichloropropane	0/372		5.00E-05 - 1.30E+01	NT	2.07E-02	mg/L
1,2-Dimethylbenzene	0/4		1.30E-02 - 1.30E+01	NT	1.71E+00	mg/L
1,3,5-Trimethylbenzene	1/1	2.00E-04 - 2.00E-04		NT	1.00E-04	mg/L
1,3,5-Trinitrobenzene	0/22		9.00E-03 - 1.00E-02	NT	4.95E-03	mg/L
1,3-Dichlorobenzene	0/67		2.40E-04 - 1.00E-01	NT	8.97E-03	mg/L
1,3-Dichloropropane	0/20		3.00E-04 - 3.00E-04	NT	1.50E-04	mg/L
1,3-Dinitrobenzene	0/22		9.00E-03 - 1.00E-02	NT	4.95E-03	mg/L
1,4-Dichlorobenzene	1/359	6.20E-05 - 6.20E-05	5.00E-05 - 2.00E-02	N	2.52E-03	mg/L
1,4-Difluorobenzene	0/13		5.00E-03 - 5.00E-03	NT	2.50E-03	mg/L
1,4-Dioxane	0/22		1.00E-02 - 2.00E-01	NT	4.55E-02	mg/L
1,4-Naphthoquinone	0/22		9.00E-03 - 1.00E-02	NT	4.95E-03	mg/L
1-Naphthalenamine	0/22		9.00E-03 - 1.00E-02	NT	4.95E-03	mg/L
2,2-Dichloropropane	0/20		5.00E-04 - 5.00E-04	NT	2.50E-04	mg/L
2,3,4,6-Tetrachlorophenol	0/22		9.00E-03 - 1.00E-02	NT	4.95E-03	mg/L
2,4,5-T	0/20		2.34E-05 - 1.07E-03	NT	2.73E-04	mg/L
2,4,5-Trichlorophenol	0/35		9.00E-03 - 5.00E-02	NT	7.54E-03	mg/L
2,4,6-Trichlorophenol	0/35		9.00E-03 - 2.00E-02	NT	5.26E-03	mg/L
2,4-D	0/20		4.67E-05 - 1.07E-02	NT	2.69E-03	mg/L
2,4-Dichlorophenol	0/35		9.00E-03 - 2.00E-02	NT	5.26E-03	mg/L
2,4-Dimethylphenol	0/35		9.00E-03 - 2.00E-02	NT	5.26E-03	mg/L
2,4-Dinitrophenol	0/35		9.00E-03 - 5.00E-02	NT	1.64E-02	mg/L
2,4-Dinitrotoluene	0/35		9.00E-03 - 2.00E-02	NT	5.26E-03	mg/L
2,6-Dichlorophenol	0/21		9.00E-03 - 1.00E-02	NT	4.98E-03	mg/L
2,6-Dinitrotoluene	0/35		9.00E-03 - 2.00E-02	NT	5.26E-03	mg/L
2-Acetylaminofluorene	0/22		9.00E-03 - 1.00E-02	NT	4.95E-03	mg/L
2-Butanone	45/404	2.00E-03 - 1.70E-01	3.40E-03 - 2.50E+01	N	4.32E-02	mg/L
2-Chloro-1,3-butadiene	0/26		1.00E-03 - 1.30E+01	NT	2.64E-01	mg/L
2-Chloroethyl vinyl ether	0/380		1.00E-03 - 2.50E+01	NT	3.79E-02	mg/L
2-Chloronaphthalene	0/35		9.00E-03 - 2.00E-02	NT	5.26E-03	mg/L
2-Chlorophenol	0/35		9.00E-03 - 2.00E-02	NT	5.26E-03	mg/L
2-Hexanone	0/436		1.10E-03 - 2.50E+01	NT	3.71E-02	mg/L
2-Methyl-4,6-dinitrophenol	0/35		9.00E-03 - 5.00E-02	NT	1.09E-02	mg/L
2-Methylnaphthalene	0/35		9.00E-03 - 2.00E-02	NT	5.26E-03	mg/L
2-Methylphenol	0/35		9.00E-03 - 2.00E-02	NT	5.26E-03	mg/L
2-Methylpyridine	0/2		9.00E-03 - 9.00E-03	NT	4.50E-03	mg/L
2-Naphthalenamine	0/22		9.00E-03 - 1.00E-02	NT	4.95E-03	mg/L
2-Nitrobenzenamine	0/35		9.00E-03 - 5.00E-02	NT	1.66E-02	mg/L
2-Nitrophenol	0/35		9.00E-03 - 2.00E-02	NT	5.26E-03	mg/L

Table 2.5 Data summary for all analytes (continued)

----- AREA_CODE=n MEDIA=RGA Groundwater ----- (continued)						
Analyte	Frequency of Detection	Detected Range	Nondetected Range	Distribution	Arithmetic Mean	Units
2-Propanol	0/3		1.40E-01 - 5.40E+00	NT	1.16E+00	mg/L
3,3'-Dichlorobenzidine	0/35		9.00E-03 - 2.00E-02	NT	7.54E-03	mg/L
3,3'-Dimethylbenzidine	0/22		9.00E-03 - 1.00E-02	NT	4.95E-03	mg/L
3-Methylcholanthrene	0/22		9.00E-03 - 1.00E-02	NT	4.95E-03	mg/L
3-Methylphenol	0/20		1.00E-02 - 1.00E-02	NT	5.00E-03	mg/L
3-Nitrobenzenamine	0/35		9.00E-03 - 5.00E-02	NT	1.66E-02	mg/L
4,4'-DDD	0/26		1.00E-05 - 1.00E-02	NT	1.95E-03	mg/L
4,4'-DDE	0/26		1.00E-05 - 1.00E-02	NT	1.95E-03	mg/L
4,4'-DDT	0/26		1.00E-05 - 1.00E-02	NT	1.95E-03	mg/L
4-Aminobiphenyl	0/22		9.00E-03 - 1.00E-02	NT	4.95E-03	mg/L
4-Bromofluorobenzene	2/2	9.40E-02 - 9.40E-02		N	4.70E-02	mg/L
4-Bromophenyl phenyl ether	0/35		9.00E-03 - 2.00E-02	NT	5.26E-03	mg/L
4-Chloro-3-methylphenol	0/35		9.00E-03 - 2.00E-02	NT	6.69E-03	mg/L
4-Chlorobenzenamine	0/35		9.00E-03 - 2.00E-02	NT	6.97E-03	mg/L
4-Chlorophenyl phenyl ether	0/35		9.00E-03 - 2.00E-02	NT	5.26E-03	mg/L
4-Methyl-2-pentanone	3/433	2.00E-03 - 1.70E-02	1.10E-03 - 2.50E+01	N	3.85E-02	mg/L
4-Methylphenol	0/35		1.00E-02 - 3.80E-02	NT	6.09E-03	mg/L
4-Nitrobenzenamine	0/35		9.00E-03 - 5.00E-02	NT	1.65E-02	mg/L
4-Nitrophenol	0/35		9.00E-03 - 5.00E-02	NT	1.66E-02	mg/L
4-Nitroquinoline-1-oxide	0/2		9.00E-03 - 9.00E-03	NT	4.50E-03	mg/L
5-(2-Propenyl)-1,3-benzodioxole (Safrole)	0/22		9.00E-03 - 1.00E-02	NT	4.95E-03	mg/L
5-Nitro-o-toluidine	0/22		9.00E-03 - 1.00E-02	NT	4.95E-03	mg/L
7,12-Dimethylbenz(a)anthracene	0/22		9.00E-03 - 1.00E-02	NT	4.95E-03	mg/L
Acenaphthene	0/35		9.00E-03 - 2.00E-02	NT	5.26E-03	mg/L
Acenaphthylene	0/35		9.00E-03 - 2.00E-02	NT	5.26E-03	mg/L
Acetone	58/406	1.00E-03 - 9.90E-02	1.40E-03 - 2.50E+01	N	4.29E-02	mg/L
Acetonitrile	0/22		3.00E-02 - 6.00E-02	NT	2.64E-02	mg/L
Acetophenone	0/22		9.00E-03 - 1.00E-02	NT	4.95E-03	mg/L
Acrolein	0/360		1.00E-03 - 1.30E+02	NT	2.00E-01	mg/L
Acrylonitrile	1/384	1.00E-02 - 1.00E-02	1.00E-03 - 1.30E+02	N	1.93E-01	mg/L
Aldrin	0/26		5.00E-06 - 1.00E-02	NT	1.94E-03	mg/L
Allyl chloride	0/22		5.00E-03 - 1.00E-01	NT	2.64E-02	mg/L
Aniline	0/2		9.00E-03 - 9.00E-03	NT	4.50E-03	mg/L
Anthracene	0/35		9.00E-03 - 2.00E-02	NT	5.26E-03	mg/L
Aramite	0/2		9.00E-03 - 9.00E-03	NT	4.50E-03	mg/L
Benz(a)anthracene	0/35		9.00E-03 - 2.00E-02	NT	5.26E-03	mg/L
Benzene	2/2E3	1.40E-04 - 1.00E-03	5.00E-05 - 5.00E+01	N	1.45E-01	mg/L
Benzenemethanol	0/28		9.00E-03 - 2.00E-02	NT	7.11E-03	mg/L
Benzo(a)pyrene	0/35		1.00E-03 - 2.00E-02	NT	3.97E-03	mg/L
Benzo(b)fluoranthene	0/35		9.00E-03 - 2.00E-02	NT	5.26E-03	mg/L

Table 2.5 Data summary for all analytes (continued)

----- AREA_CODE=n MEDIA=RGa Groundwater -----
(continued)

Analyte	Frequency of Detection	Detected Range	Nondetected Range	Distribution	Arithmetic Mean	Units
Benzo(ghi)perylene	0/35		9.00E-03 - 2.00E-02	NT	5.26E-03	mg/L
Benzo(k)fluoranthene	0/35		9.00E-03 - 2.00E-02	NT	5.26E-03	mg/L
Benzoic acid	0/6		5.00E-02 - 5.00E-02	NT	2.50E-02	mg/L
Benzyl Chloride	0/2		5.00E-03 - 5.00E-03	NT	2.50E-03	mg/L
Bis(2-chloroethoxy)methane	0/35		9.00E-03 - 2.00E-02	NT	5.26E-03	mg/L
Bis(2-chloroethyl) ether	0/35		9.00E-03 - 2.00E-02	NT	5.26E-03	mg/L
Bis(2-chloroisopropyl) ether	0/3		1.00E-02 - 2.00E-02	NT	8.33E-03	mg/L
Bis(2-chloroisopropyl) ether	0/32		9.00E-03 - 1.00E-02	NT	4.97E-03	mg/L
Bis(2-ethylhexyl)phthalate	7/35	5.00E-04 - 2.80E-02	9.00E-03 - 2.00E-02	N	4.71E-03	mg/L
Bromochloromethane	0/391		5.00E-05 - 5.00E-03	NT	2.25E-03	mg/L
Bromodichloromethane	0/2E3		5.00E-05 - 5.00E+01	NT	3.73E-01	mg/L
Bromoform	0/436		5.00E-05 - 1.30E+01	NT	1.97E-02	mg/L
Bromomethane	3/436	5.50E-05 - 1.00E-03	5.00E-05 - 2.50E+01	N	3.29E-02	mg/L
Butyl benzyl phthalate	1/35	1.00E-03 - 1.00E-03	9.00E-03 - 2.00E-02	N	4.99E-03	mg/L
Carbazole	1/15	1.20E-02 - 1.20E-02	9.00E-03 - 2.00E-02	L	5.32E-03	mg/L
Carbon disulfide	0/432		3.30E-04 - 1.30E+01	NT	2.35E-02	mg/L
Carbon tetrachloride	6/2E3	2.00E-04 - 1.60E-01	5.00E-05 - 5.00E+01	N	3.74E-01	mg/L
Chlordene	0/12		1.00E-03 - 2.00E-03	NT	9.17E-04	mg/L
Chlorobenzene	3/435	4.60E-05 - 2.00E-03	5.00E-05 - 1.30E+01	N	1.81E-02	mg/L
Chlorobenzilate	0/22		9.00E-03 - 1.00E-02	NT	4.95E-03	mg/L
Chloroethane	1/448	1.00E-03 - 1.00E-03	5.00E-05 - 2.50E+01	N	3.69E-02	mg/L
Chloroform	16/2E3	4.90E-05 - 1.40E-02	5.00E-05 - 5.00E+01	N	3.74E-01	mg/L
Chloromethane	14/434	5.70E-05 - 2.00E-03	5.00E-05 - 2.50E+01	N	3.30E-02	mg/L
Chrysene	1/35	6.00E-04 - 6.00E-04	9.00E-03 - 2.00E-02	N	5.12E-03	mg/L
Di-n-butyl phthalate	4/35	8.00E-03 - 2.10E-02	1.00E-02 - 2.00E-02	L	7.05E-03	mg/L
Di-n-octylphthalate	0/35		9.00E-03 - 2.00E-02	NT	5.26E-03	mg/L
Diallate	0/22		9.00E-03 - 1.00E-02	NT	4.95E-03	mg/L
Dibenz(a,h)anthracene	0/35		9.00E-03 - 2.00E-02	NT	5.26E-03	mg/L
Dibenzofuran	0/35		9.00E-03 - 2.00E-02	NT	5.26E-03	mg/L
Dibromochloromethane	0/433		5.00E-05 - 1.30E+01	NT	1.81E-02	mg/L
Dibromomethane	0/410		5.00E-05 - 1.30E+01	NT	1.90E-02	mg/L
Dichlorodifluoromethane	1/410	7.40E-05 - 7.40E-05	5.00E-05 - 1.30E+01	N	1.89E-02	mg/L
Dichloroethene	0/3		5.00E-01 - 5.00E+01	NT	1.68E+01	mg/L
Dieldrin	0/26		1.00E-05 - 1.00E-02	NT	1.95E-03	mg/L
Diethyl phthalate	1/35	1.10E-02 - 1.10E-02	9.00E-03 - 2.00E-02	L	5.12E-03	mg/L
Dimethoate	0/22		9.00E-03 - 1.00E-02	NT	4.95E-03	mg/L
Dimethyl phthalate	0/35		9.00E-03 - 2.00E-02	NT	5.26E-03	mg/L
Dimethylbenzene	4/2E3	1.00E-03 - 2.20E+00	5.00E-05 - 1.00E+02	N	2.49E-01	mg/L
Dinoseb	0/22		5.36E-03 - 1.00E-02	NT	3.90E-03	mg/L
Diphenylamine	0/22		9.00E-03 - 1.00E-02	NT	4.95E-03	mg/L

Table 2.5 Data summary for all analytes (continued)

----- AREA_CODE=n MEDIA=RGA Groundwater ----- (continued)						
Analyte	Frequency of Detection	Detected Range	Nondetected Range	Distribution	Arithmetic Mean	Units
Disulfoton	0/22		9.00E-03 - 1.00E-02	NT	4.95E-03	mg/L
Endosulfan I	0/26		5.00E-06 - 1.00E-02	NT	1.94E-03	mg/L
Endosulfan II	0/26		1.00E-05 - 1.20E-04	NT	3.44E-05	mg/L
Endosulfan sulfate	0/26		1.00E-05 - 1.00E-02	NT	1.95E-03	mg/L
Endrin	0/26		1.00E-05 - 2.00E-04	NT	6.33E-05	mg/L
Endrin aldehyde	0/26		1.00E-05 - 1.00E-02	NT	3.85E-03	mg/L
Endrin ketone	0/5		1.00E-05 - 1.00E-05	NT	5.00E-06	mg/L
Ethane	8/24	1.00E-03 - 1.97E-01	3.00E-02 - 3.00E-02	L	1.62E-02	mg/L
Ethanol	7/340	7.00E-03 - 3.50E-01	5.00E-02 - 1.00E+00	N	1.58E-01	mg/L
Ethyl cyanide	0/26		1.00E-02 - 2.50E+02	NT	5.11E+00	mg/L
Ethyl methacrylate	0/390		1.00E-03 - 1.30E+01	NT	1.99E-02	mg/L
Ethyl methanesulfonate	0/22		9.00E-03 - 1.00E-02	NT	4.95E-03	mg/L
Ethylbenzene	2/2E3	1.00E-03 - 8.70E-01	5.00E-05 - 5.00E+01	N	1.45E-01	mg/L
Ethylene	8/24	7.00E-03 - 4.17E+00	3.00E-02 - 3.00E-02	L	2.82E-02	mg/L
Famphur	0/1		9.00E+00 - 9.00E+00	NT	4.50E+00	mg/L
Fluoranthene	0/35		9.00E-03 - 2.00E-02	NT	5.26E-03	mg/L
Fluorene	0/35		9.00E-03 - 2.00E-02	NT	5.26E-03	mg/L
Heptachlor	0/26		5.00E-06 - 4.00E-04	NT	8.94E-05	mg/L
Heptachlor epoxide	0/26		5.00E-06 - 2.00E-04	NT	5.09E-05	mg/L
Hexachloro-1-propene	0/22		9.00E-03 - 1.00E-02	NT	4.95E-03	mg/L
Hexachlorobenzene	0/35		5.00E-04 - 2.00E-02	NT	2.61E-03	mg/L
Hexachlorobutadiene	0/35		9.00E-03 - 2.00E-02	NT	5.26E-03	mg/L
Hexachlorocyclopentadiene	0/35		9.00E-03 - 2.00E-02	NT	5.26E-03	mg/L
Hexachloroethane	0/35		9.00E-03 - 2.00E-02	NT	5.26E-03	mg/L
Hexachlorophene	0/2		1.90E-01 - 1.90E-01	NT	9.50E-02	mg/L
Indeno(1,2,3-cd)pyrene	0/35		9.00E-03 - 2.00E-02	NT	5.26E-03	mg/L
Iodomethane	0/410		1.00E-03 - 1.30E+01	NT	1.89E-02	mg/L
Isobutanol	0/22		5.00E-03 - 2.80E+00	NT	6.48E-01	mg/L
Isodrin	0/22		9.00E-03 - 1.00E-02	NT	4.95E-03	mg/L
Isophorone	0/35		9.00E-03 - 2.00E-02	NT	5.26E-03	mg/L
Isosafrole	0/22		9.00E-03 - 1.00E-02	NT	4.95E-03	mg/L
Kepone	0/22		1.00E-02 - 1.90E-01	NT	1.32E-02	mg/L
Lindane	0/26		5.00E-06 - 2.00E-04	NT	5.09E-05	mg/L
Methacrylonitrile	0/26		5.00E-03 - 1.30E+01	NT	2.67E-01	mg/L
Methapyrilene	0/22		9.00E-03 - 1.00E-02	NT	4.95E-03	mg/L
Methoxychlor	0/26		1.00E-04 - 4.00E-02	NT	7.82E-03	mg/L
Methyl methacrylate	0/26		5.00E-03 - 1.30E+01	NT	2.67E-01	mg/L
Methyl methanesulfonate	0/22		9.00E-03 - 1.00E-02	NT	4.95E-03	mg/L
Methyl parathion	0/22		9.00E-03 - 1.00E-02	NT	4.95E-03	mg/L
Methylene chloride	47/435	4.60E-05 - 1.30E-01	5.00E-05 - 1.30E+01	N	1.93E-02	mg/L

Table 2.5 Data summary for all analytes (continued)

----- AREA_CODE=n MEDIA=RGA Groundwater -----
(continued)

Analyte	Frequency of Detection	Detected Range	Nondetected Range	Distribution	Arithmetic Mean	Units
N-Nitroso-di-n-butylamine	0/22		9.00E-03 - 1.00E-02	NT	4.95E-03	mg/L
N-Nitroso-di-n-propylamine	0/35		9.00E-03 - 2.00E-02	NT	5.26E-03	mg/L
N-Nitrosodiethylamine	0/22		9.00E-03 - 1.00E-02	NT	4.95E-03	mg/L
N-Nitrosodimethylamine	0/22		9.00E-03 - 1.00E-02	NT	4.95E-03	mg/L
N-Nitrosodiphenylamine	0/35		9.00E-03 - 2.00E-02	NT	5.26E-03	mg/L
N-Nitrosomethylethylamine	0/22		9.00E-03 - 1.00E-02	NT	4.95E-03	mg/L
N-Nitrosomorpholine	0/2		9.00E-03 - 9.00E-03	NT	4.50E-03	mg/L
N-Nitrosopiperidine	0/22		9.00E-03 - 1.00E-02	NT	4.95E-03	mg/L
N-Nitrosopyrrolidine	0/22		9.00E-03 - 1.00E-02	NT	4.95E-03	mg/L
Naphthalene	0/35		9.00E-03 - 2.00E-02	NT	5.26E-03	mg/L
Nitrobenzene	0/35		9.00E-03 - 2.00E-02	NT	5.26E-03	mg/L
O,O,O-Triethylphosphorothioate	0/22		9.00E-03 - 1.00E-02	NT	4.95E-03	mg/L
PCB-1016	0/26		1.00E-04 - 1.00E-03	NT	3.38E-04	mg/L
PCB-1221	0/26		1.00E-04 - 2.00E-03	NT	4.21E-04	mg/L
PCB-1232	0/26		1.00E-04 - 1.00E-03	NT	3.35E-04	mg/L
PCB-1242	0/26		1.00E-04 - 1.00E-03	NT	3.35E-04	mg/L
PCB-1248	0/26		1.00E-04 - 1.00E-03	NT	3.35E-04	mg/L
PCB-1254	1/26	9.00E-04 - 9.00E-04	1.00E-04 - 1.00E-03	N	3.46E-04	mg/L
PCB-1260	0/26		1.00E-04 - 1.10E-03	NT	7.19E-04	mg/L
Parathion	0/22		9.00E-03 - 1.00E-02	NT	4.95E-03	mg/L
Pentachlorobenzene	0/22		9.00E-03 - 1.00E-02	NT	4.95E-03	mg/L
Pentachlorodibenzofuran	0/20		1.00E-08 - 1.00E-08	NT	5.00E-09	mg/L
Pentachloroethane	0/22		9.00E-03 - 1.00E-02	NT	4.95E-03	mg/L
Pentachloronitrobenzene	0/22		9.00E-03 - 1.00E-02	NT	4.95E-03	mg/L
Pentachlorophenol	0/35		1.00E-03 - 5.00E-02	NT	1.53E-02	mg/L
Phenacetin	0/22		9.00E-03 - 1.00E-02	NT	4.95E-03	mg/L
Phenanthrene	0/35		9.00E-03 - 2.00E-02	NT	5.26E-03	mg/L
Phenol	0/35		1.00E-03 - 2.00E-02	NT	3.97E-03	mg/L
Phorate	0/22		9.00E-03 - 1.00E-02	NT	4.95E-03	mg/L
Polychlorinated biphenyl	1/135	1.00E-04 - 1.00E-04	1.00E-04 - 1.70E-04	N	1.13E-04	mg/L
Pronamide	0/22		9.00E-03 - 1.00E-02	NT	4.95E-03	mg/L
Pyrene	0/35		9.00E-03 - 2.00E-02	NT	5.26E-03	mg/L
Pyridine	0/3		5.00E-03 - 9.00E+01	NT	1.50E+01	mg/L
Silvex	0/20		4.67E-05 - 1.07E-03	NT	2.79E-04	mg/L
Styrene	0/434		5.00E-05 - 1.30E+01	NT	1.82E-02	mg/L
Sulfotepp	0/2		9.00E-03 - 9.00E-03	NT	4.50E-03	mg/L
Tetrachloroethene	11/2E3	6.90E-05 - 3.20E-01	5.00E-05 - 5.00E+01	N	6.36E-01	mg/L
Thionazin	0/22		9.00E-03 - 1.00E-02	NT	4.95E-03	mg/L
Toluene	18/2E3	4.70E-05 - 1.10E-02	5.00E-05 - 5.00E+01	N	1.45E-01	mg/L
Toxaphene	0/26		1.00E-04 - 5.00E-03	NT	1.03E-03	mg/L

Table 2.5 Data summary for all analytes (continued)

----- AREA_CODE=n MEDIA=RGa Groundwater -----
(continued)

Analyte	Frequency of Detection	Detected Range	Nondetected Range	Distribution	Arithmetic Mean	Units
Trans-1,4-Dichloro-2-butene	0/376		1.00E-03 - 1.30E+01	NT	2.38E-02	mg/L
Trichloroethene	2E3/3E3	6.50E-05 - 4.60E+02	1.00E-03 - 1.00E+00	N	5.49E+00	mg/L
Trichlorofluoromethane	7/412	5.50E-05 - 2.00E-03	5.00E-05 - 1.30E+01	N	1.89E-02	mg/L
Vinyl acetate	0/426		1.00E-03 - 1.30E+01	NT	2.12E-02	mg/L
Vinyl chloride	3/2E3	1.00E-03 - 6.30E+00	5.00E-05 - 1.00E+02	N	1.37E+00	mg/L
a,a-Dimethylphenethylamine	0/2		9.00E-03 - 9.00E-03	NT	4.50E-03	mg/L
alpha-BHC	0/26		5.00E-06 - 1.00E-02	NT	1.94E-03	mg/L
alpha-Chlordane	0/16		5.00E-06 - 6.00E-05	NT	2.03E-05	mg/L
beta-BHC	0/26		5.00E-06 - 4.00E-02	NT	7.70E-03	mg/L
cis-1,2-Dichloroethene	45/2E3	5.10E-05 - 4.20E+00	5.00E-05 - 5.00E+01	N	7.30E-01	mg/L
cis-1,3-Dichloropropene	0/433		5.00E-05 - 1.30E+01	NT	1.83E-02	mg/L
cis-1,4-Dichloro-2-Butene	0/22		1.00E-03 - 2.00E-02	NT	2.27E-03	mg/L
delta-BHC	0/26		5.00E-06 - 3.00E-02	NT	5.78E-03	mg/L
gamma-Chlordane	0/16		5.00E-06 - 1.00E-03	NT	5.12E-05	mg/L
m,p-Xylene	3/14	4.60E-05 - 1.50E-04	1.00E-04 - 5.00E-03	L	7.04E-05	mg/L
o-Toluidine	0/22		9.00E-03 - 1.00E-02	NT	4.95E-03	mg/L
p-Dimethylaminoazobenzene	0/22		9.00E-03 - 1.00E-02	NT	4.95E-03	mg/L
p-Phenylenediamine	0/22		9.00E-03 - 1.00E-02	NT	4.95E-03	mg/L
trans-1,2-Dichloroethene	8/2E3	5.40E-05 - 1.20E+00	5.00E-05 - 5.00E+01	N	6.99E-01	mg/L
trans-1,3-Dichloropropene	1/436	1.70E-04 - 1.70E-04	5.00E-05 - 1.30E+01	N	1.82E-02	mg/L
Alpha activity	2E3/3E3	7.00E-02 - 1.88E+02	-1.59E+02 - 1.00E+03	N	2.86E+01	pCi/L
Americium-241	16/29	1.00E-02 - 3.50E+00	-1.90E+00 - 2.30E-01	L	4.49E-01	pCi/L
Beta activity	2E3/3E3	4.20E-01 - 9.83E+03	-1.00E+01 - 1.00E+03	N	1.18E+02	pCi/L
Cesium-137	14/44	1.00E-01 - 2.07E+01	-2.70E+00 - 1.87E+04	L	1.30E+00	pCi/L
Cobalt-60	14/19	1.00E-01 - 2.30E+00	-6.00E-01 - 0.00E+00	L	7.93E-01	pCi/L
Neptunium-237	64/106	3.00E-02 - 1.44E+01	-7.34E-01 - 2.04E+00	L	3.47E-01	pCi/L
Plutonium-238	9/13	1.00E-02 - 7.00E-02	-1.40E-01 - 0.00E+00	N	6.54E-03	pCi/L
Plutonium-239	21/86	1.00E-02 - 2.00E-01	-1.60E-01 - 0.00E+00	L	1.07E-01	pCi/L
Plutonium-239/240	5/7	8.87E-04 - 3.06E-02	-3.99E-03 - -3.54E-03	L	9.95E-03	pCi/L
Protactinium-234	0/6		-2.80E+01 - -9.30E-01	NT	-7.25E+00	pCi/L
Radium-226	60/72	6.00E-02 - 7.39E+02	-1.00E+00 - 0.00E+00	L	1.37E+00	pCi/L
Radon-222	809/810	8.00E-01 - 9.48E+03	0.00E+00 - 0.00E+00	N	1.99E+02	pCi/L
Technetium-99	3E3/4E3	2.00E-01 - 1.67E+04	-1.51E+01 - 2.50E+01	N	1.92E+02	pCi/L
Thorium-230	79/99	2.69E-02 - 4.70E+00	-5.00E-01 - 6.00E-02	L	5.04E-01	pCi/L
Thorium-234	1/1	6.00E-01 - 6.00E-01		NT	3.00E-01	pCi/L
Uranium-234	24/33	3.00E-02 - 2.00E+02	5.00E-02 - 5.00E-01	L	8.38E-01	pCi/L
Uranium-235	0/1			NT		
Uranium-235	10/22	1.00E-02 - 9.96E+00	-1.00E-02 - 8.00E-02	L	6.55E-02	pCi/L
Uranium-235/236	8/10	1.00E-02 - 3.50E-01	0.00E+00 - 0.00E+00	L	8.60E-02	pCi/L
Uranium-238	21/30	1.00E-02 - 2.11E+02	-1.00E-02 - 3.00E-01	L	7.31E-01	pCi/L

Table 2.5 Data summary for all analytes (continued)

----- AREA_CODE=n MEDIA=UCRS Groundwater -----

Analyte	Frequency of Detection	Detected Range	Nondetected Range	Distribution	Arithmetic Mean	Units
Aluminum	166/201	6.80E-02 - 8.00E+01	1.00E-01 - 1.00E+00	L	2.13E+00	mg/L
Ammonia as Nitrogen	2/4	6.00E-02 - 1.60E-01	3.00E-02 - 3.00E-02	N	3.50E-02	mg/L
Antimony	7/177	2.00E-03 - 2.35E-01	1.30E-03 - 2.50E-01	N	4.56E-02	mg/L
Arsenic	81/326	2.30E-03 - 4.53E-01	1.00E-03 - 5.00E-03	N	9.71E-03	mg/L
Barium	185/197	1.80E-02 - 1.19E+00	5.00E-02 - 7.00E-02	L	2.48E-01	mg/L
Beryllium	5/170	2.00E-04 - 1.70E-03	2.00E-04 - 2.50E-02	N	3.54E-03	mg/L
Cadmium	8/336	1.20E-02 - 1.90E-02	2.67E-04 - 1.00E-01	N	7.18E-03	mg/L
Calcium	224/225	1.50E+00 - 3.78E+02	2.00E+00 - 2.00E+00	L	4.60E+01	mg/L
Chloride	240/244	1.47E+00 - 6.29E+02	2.00E+00 - 1.00E+01	L	6.64E+01	mg/L
Chromium	53/329	2.70E-03 - 1.36E+00	1.00E-02 - 6.00E-02	N	2.96E-02	mg/L
Chromium, hexavalent	0/21		1.00E-02 - 2.50E-01	NT	1.88E-02	mg/L
Cobalt	10/168	2.00E-03 - 6.76E-02	5.00E-03 - 1.00E-01	N	2.38E-02	mg/L
Copper	50/194	2.00E-03 - 1.32E+00	8.70E-03 - 1.00E-01	N	3.70E-02	mg/L
Cyanide	2/9	5.00E-03 - 1.00E-02	2.40E-03 - 6.00E-03	L	2.13E-03	mg/L
Fluoride	138/194	1.00E-01 - 8.90E+00	2.00E-02 - 2.00E-01	N	3.36E-01	mg/L
Iron	239/259	1.50E-02 - 3.44E+02	1.00E-02 - 5.00E-01	L	3.35E+00	mg/L
Kjeldahl Nitrogen	3/4	6.78E-01 - 8.95E+00	8.00E+00 - 8.00E+00	N	2.39E+00	mg/L
Lead	15/243	1.80E-03 - 1.38E+00	1.00E-03 - 2.50E-01	N	4.22E-02	mg/L
Magnesium	233/234	5.85E-01 - 9.40E+01	1.00E-01 - 1.00E-01	L	2.06E+01	mg/L
Manganese	180/229	5.00E-03 - 2.70E+01	5.00E-03 - 1.00E-01	N	5.97E-01	mg/L
Mercury	5/226	2.00E-04 - 5.00E-04	2.00E-04 - 4.70E-02	N	4.29E-04	mg/L
Molybdenum	1/133	1.00E-02 - 1.00E-02	4.40E-03 - 1.00E-01	N	2.54E-02	mg/L
Nickel	60/203	8.20E-03 - 2.30E+00	5.00E-02 - 1.00E-01	N	8.71E-02	mg/L
Nitrate	1/1	2.10E+00 - 2.10E+00		NT	1.05E+00	mg/L
Nitrate as Nitrogen	77/227	2.80E-01 - 2.69E+01	1.00E-01 - 1.00E+00	N	6.94E-01	mg/L
Nitrate/Nitrite	7/9	9.90E-03 - 9.38E+00	5.00E-02 - 5.00E-02	L	5.07E-01	mg/L
Orthophosphate	3/3	1.50E-01 - 1.60E-01		N	7.83E-02	mg/L
Phosphorous	0/1		1.00E-01 - 1.00E-01	NT	5.00E-02	mg/L
Potassium	46/220	4.54E-01 - 2.98E+01	1.80E-02 - 1.05E+01	N	2.41E+00	mg/L
Selenium	10/233	1.70E-03 - 1.60E-02	1.00E-03 - 1.50E-02	N	2.51E-03	mg/L
Silica	135/135	9.00E+00 - 7.90E+01		N	1.57E+01	mg/L
Silver	4/65	3.30E-03 - 4.50E-02	2.00E-03 - 6.00E-02	N	1.90E-02	mg/L
Sodium	258/259	5.03E+00 - 2.81E+02	5.00E+00 - 5.00E+00	L	1.01E+02	mg/L
Strontium	9/10	7.46E-01 - 1.64E+00	1.21E+00 - 1.21E+00	L	1.12E+00	mg/L
Sulfate	30/31	5.20E+00 - 2.19E+02	3.00E+01 - 3.00E+01	L	8.57E+01	mg/L
Sulfide	3/4	1.20E+00 - 6.40E+01	1.00E+00 - 1.00E+00	N	8.53E+00	mg/L
Tetraoxo-sulfate(1-)	200/205	5.00E+00 - 6.95E+02	5.00E+00 - 5.00E+00	L	8.03E+01	mg/L
Thallium	3/139	7.30E-03 - 9.10E-02	4.67E-04 - 4.70E-01	N	4.36E-02	mg/L
Tin	1/6	2.60E-02 - 2.60E-02	1.00E-02 - 2.80E-01	N	5.25E-02	mg/L
Total Phosphate as Phosphorus	0/75		1.00E-01 - 2.00E+00	NT	9.64E-01	mg/L
Uranium	77/308	2.80E-04 - 6.40E-01	1.00E-03 - 9.20E-02	N	1.72E-02	mg/L

Table 2.5 Data summary for all analytes (continued)

----- AREA_CODE=n MEDIA=UCRS Groundwater -----
(continued)

Analyte	Frequency of Detection	Detected Range	Nondetected Range	Distribution	Arithmetic Mean	Units
Vanadium	121/143	1.80E-03 - 7.60E-01	1.00E-03 - 5.00E-02	N	7.12E-02	mg/L
Zinc	114/194	2.70E-03 - 1.88E+00	5.00E-03 - 2.50E-01	N	4.02E-02	mg/L
1,1,1,2-Tetrachloroethane	0/9		1.00E-03 - 1.30E+01	NT	7.24E-01	mg/L
1,1,1-Trichloroethane	2/186	3.00E-03 - 1.60E-02	3.60E-04 - 5.00E+01	N	2.24E-01	mg/L
1,1,2,2-Tetrachloroethane	0/43		1.00E-03 - 1.30E+01	NT	1.53E-01	mg/L
1,1,2-Trichloro-1,2,2-trifluoroethane	0/3		3.60E-04 - 3.60E-04	NT	1.80E-04	mg/L
1,1,2-Trichloroethane	0/227		5.30E-04 - 5.00E+01	NT	1.25E+00	mg/L
1,1-Dichloroethane	3/188	1.10E-03 - 1.20E-02	3.70E-04 - 5.00E+01	N	2.23E-01	mg/L
1,1-Dichloroethene	10/205	1.60E-03 - 2.00E-01	4.40E-04 - 5.00E+01	N	2.17E-01	mg/L
1,2,3-Trichloropropane	0/29		1.00E-03 - 1.30E+01	NT	2.28E-01	mg/L
1,2,4,5-Tetrachlorobenzene	0/3		4.30E-03 - 4.30E-03	NT	2.15E-03	mg/L
1,2,4-Trichlorobenzene	0/10		1.10E-03 - 1.00E-02	NT	3.67E-03	mg/L
1,2-Dibromo-3-chloropropane	0/8		1.00E-03 - 5.00E-03	NT	1.50E-03	mg/L
1,2-Dibromoethane	0/9		1.00E-03 - 1.30E+01	NT	7.24E-01	mg/L
1,2-Dichlorobenzene	0/18		3.20E-04 - 1.00E-02	NT	2.64E-03	mg/L
1,2-Dichloroethane	1/233	2.00E-03 - 2.00E-03	2.70E-04 - 5.00E+01	N	1.24E+00	mg/L
1,2-Dichloroethene	2/15	5.00E-03 - 1.40E-02	1.00E-03 - 5.00E-03	L	6.64E-04	mg/L
1,2-Dichloropropane	0/23		2.60E-04 - 1.30E+01	NT	2.84E-01	mg/L
1,2-Dimethylbenzene	0/1		1.30E+01 - 1.30E+01	NT	6.50E+00	mg/L
1,2-Diphenylhydrazine	0/3		2.00E-04 - 2.00E-04	NT	1.00E-04	mg/L
1,3,5-Trinitrobenzene	0/2		6.00E-03 - 6.00E-03	NT	3.00E-03	mg/L
1,3-Dichlorobenzene	0/17		3.60E-04 - 1.00E-02	NT	2.65E-03	mg/L
1,3-Dinitrobenzene	0/2		6.00E-03 - 6.00E-03	NT	3.00E-03	mg/L
1,4-Dichlorobenzene	0/18		3.20E-04 - 1.00E-02	NT	2.64E-03	mg/L
1,4-Difluorobenzene	0/4		5.00E-03 - 5.00E-03	NT	2.50E-03	mg/L
1-Chloronaphthalene	0/3		2.20E-04 - 2.20E-04	NT	1.10E-04	mg/L
1-Naphthalenamine	0/3		2.60E-04 - 2.60E-04	NT	1.30E-04	mg/L
2,3,4,6-Tetrachlorophenol	0/3		4.40E-04 - 4.40E-04	NT	2.20E-04	mg/L
2,4,5-T	0/1		2.00E-04 - 2.00E-04	NT	1.00E-04	mg/L
2,4,5-Trichlorophenol	0/10		1.90E-04 - 5.00E-02	NT	5.53E-03	mg/L
2,4,6-Trichlorophenol	0/10		1.70E-04 - 1.00E-02	NT	3.53E-03	mg/L
2,4-D	0/1		1.00E-03 - 1.00E-03	NT	5.00E-04	mg/L
2,4-Dichlorophenol	1/10	4.00E-04 - 4.00E-04	1.60E-04 - 1.00E-02	L	9.05E-03	mg/L
2,4-Dimethylphenol	1/10	4.40E-03 - 4.40E-03	1.10E-04 - 1.00E-02	N	3.73E-03	mg/L
2,4-Dinitrophenol	0/10		1.20E-02 - 5.00E-02	NT	1.88E-02	mg/L
2,4-Dinitrotoluene	0/11		7.00E-05 - 1.00E-02	NT	3.46E-03	mg/L
2,6-Dichlorophenol	0/3		5.00E-04 - 5.00E-04	NT	2.50E-04	mg/L
2,6-Dinitrotoluene	0/11		2.20E-04 - 1.00E-02	NT	3.48E-03	mg/L
2-Butanone	3/42	4.00E-03 - 7.00E-03	3.40E-03 - 2.50E+01	L	3.70E-03	mg/L
2-Chloro-1,3-butadiene	0/1		1.30E+01 - 1.30E+01	NT	6.50E+00	mg/L

Table 2.5 Data summary for all analytes (continued)

----- AREA_CODE=n MEDIA=UCRS Groundwater -----
(continued)

Analyte	Frequency of Detection	Detected Range	Nondetected Range	Distribution	Arithmetic Mean	Units
2-Chloroethyl vinyl ether	0/29		1.00E-03 - 2.50E+01	NT	4.35E-01	mg/L
2-Chloronaphthalene	0/10		1.20E-04 - 1.00E-02	NT	3.52E-03	mg/L
2-Chlorophenol	0/10		2.70E-04 - 1.00E-02	NT	3.54E-03	mg/L
2-Hexanone	0/43		1.10E-03 - 2.50E+01	NT	3.05E-01	mg/L
2-Methyl-4,6-dinitrophenol	0/10		3.40E-03 - 5.00E-02	NT	1.75E-02	mg/L
2-Methylnaphthalene	0/10		2.90E-04 - 1.00E-02	NT	3.54E-03	mg/L
2-Methylphenol	0/10		2.00E-04 - 1.00E-02	NT	3.53E-03	mg/L
2-Methylpyridine	0/3		3.40E-03 - 3.40E-03	NT	1.70E-03	mg/L
2-Naphthalenamine	0/3		2.90E-04 - 2.90E-04	NT	1.45E-04	mg/L
2-Nitrobenzenamine	0/10		1.10E-04 - 5.00E-02	NT	1.70E-02	mg/L
2-Nitrophenol	0/10		2.40E-04 - 1.00E-02	NT	3.54E-03	mg/L
2-Propanol	0/1		1.40E+02 - 1.40E+02	NT	7.00E+01	mg/L
3,3'-Dichlorobenzidine	0/10		4.00E-03 - 2.00E-02	NT	7.10E-03	mg/L
3-Methylcholanthrene	0/3		1.60E-04 - 1.60E-04	NT	8.00E-05	mg/L
3-Nitrobenzenamine	0/10		1.50E-04 - 5.00E-02	NT	1.70E-02	mg/L
4,4'-DDD	0/9		1.00E-05 - 1.90E-04	NT	3.51E-05	mg/L
4,4'-DDE	0/9		1.00E-05 - 2.20E-04	NT	4.01E-05	mg/L
4,4'-DDT	0/9		1.00E-05 - 1.10E-04	NT	2.17E-05	mg/L
4-Aminobiphenyl	0/3		5.50E-04 - 5.50E-04	NT	2.75E-04	mg/L
4-Bromophenyl phenyl ether	0/10		2.20E-04 - 1.00E-02	NT	3.53E-03	mg/L
4-Chloro-3-methylphenol	0/10		2.80E-04 - 1.00E-02	NT	3.54E-03	mg/L
4-Chlorobenzenamine	0/10		7.70E-04 - 1.00E-02	NT	3.62E-03	mg/L
4-Chlorophenyl phenyl ether	0/10		2.30E-04 - 1.00E-02	NT	3.53E-03	mg/L
4-Methyl-2-pentanone	1/42	1.90E-03 - 1.90E-03	1.10E-03 - 2.50E+01	L	5.53E-02	mg/L
4-Methylphenol	1/10	2.10E-04 - 2.10E-04	1.80E-04 - 1.00E-02	L	9.54E-03	mg/L
4-Nitrobenzenamine	0/10		1.20E-03 - 5.00E-02	NT	1.72E-02	mg/L
4-Nitrophenol	0/10		3.90E-04 - 5.00E-02	NT	1.71E-02	mg/L
7,12-Dimethylbenz(a)anthracene	0/3		5.80E-03 - 5.80E-03	NT	2.90E-03	mg/L
Acenaphthene	0/17		2.10E-04 - 1.00E-02	NT	3.11E-03	mg/L
Acenaphthylene	0/17		1.10E-04 - 1.00E-02	NT	3.10E-03	mg/L
Acetone	5/43	2.00E-03 - 1.50E-02	1.40E-03 - 2.50E+01	L	3.60E-03	mg/L
Acetophenone	0/3		1.20E-04 - 1.20E-04	NT	6.00E-05	mg/L
Acrolein	0/32		1.00E-03 - 1.30E+02	NT	2.06E+00	mg/L
Acrylonitrile	0/32		5.00E-03 - 1.30E+02	NT	2.07E+00	mg/L
Aldrin	0/9		5.00E-06 - 3.50E-04	NT	6.03E-05	mg/L
Aniline	0/3		2.60E-04 - 2.60E-04	NT	1.30E-04	mg/L
Anthracene	0/17		2.40E-04 - 1.00E-02	NT	3.11E-03	mg/L
Azinphos-methyl	0/1		1.10E-04 - 1.10E-04	NT	5.50E-05	mg/L
Benz(a)anthracene	0/17		1.90E-04 - 1.00E-02	NT	3.11E-03	mg/L
Benzene	4/269	1.00E-03 - 7.80E-03	3.80E-04 - 5.00E+01	N	1.64E-01	mg/L

Table 2.5 Data summary for all analytes (continued)

----- AREA_CODE=n MEDIA=UCRS Groundwater -----
 (continued)

Analyte	Frequency of Detection	Detected Range	Nondetected Range	Distribution	Arithmetic Mean	Units
Benzenemethanol	0/4		2.90E-04 - 1.00E-02	NT	1.36E-03	mg/L
Benidine	0/3		3.80E-02 - 3.80E-02	NT	1.90E-02	mg/L
Benzo(a)pyrene	0/17		1.50E-04 - 1.00E-02	NT	3.10E-03	mg/L
Benzo(b)fluoranthene	0/17		1.60E-04 - 1.00E-02	NT	3.10E-03	mg/L
Benzo(ghi)perylene	0/17		3.20E-04 - 1.00E-02	NT	3.12E-03	mg/L
Benzo(k)fluoranthene	0/17		1.60E-04 - 1.00E-02	NT	3.10E-03	mg/L
Benzoic acid	0/4		6.60E-03 - 5.00E-02	NT	8.73E-03	mg/L
Bis(2-chloroethoxy)methane	0/10		2.50E-04 - 1.00E-02	NT	3.54E-03	mg/L
Bis(2-chloroethyl) ether	0/10		2.90E-04 - 1.00E-02	NT	3.54E-03	mg/L
Bis(2-chloroisopropyl)ether	0/10		3.50E-04 - 1.00E-02	NT	3.55E-03	mg/L
Bis(2-ethylhexyl)phthalate	1/10	1.00E-03 - 1.00E-03	3.00E-04 - 1.00E-02	L	5.80E-03	mg/L
Bromochloromethane	0/24		1.00E-03 - 5.00E-03	NT	2.17E-03	mg/L
Bromodichloromethane	1/233	9.00E-03 - 9.00E-03	5.00E-04 - 5.00E+01	N	1.33E+00	mg/L
Bromoform	0/42		4.40E-04 - 1.30E+01	NT	1.57E-01	mg/L
Bromomethane	0/43		2.50E-04 - 2.50E+01	NT	2.94E-01	mg/L
Butyl benzyl phthalate	0/10		6.40E-04 - 1.00E-02	NT	3.60E-03	mg/L
Carbazole	0/7		1.00E-02 - 1.00E-02	NT	5.00E-03	mg/L
Carbon disulfide	0/42		3.30E-04 - 1.30E+01	NT	1.70E-01	mg/L
Carbon tetrachloride	0/232		3.50E-04 - 5.00E+01	NT	1.33E+00	mg/L
Chlorobenzene	0/42		4.90E-04 - 1.30E+01	NT	1.57E-01	mg/L
Chloroethane	1/46	8.20E-01 - 8.20E-01	1.00E-03 - 2.50E+01	L	3.11E-02	mg/L
Chloroform	10/236	2.00E-03 - 2.40E-02	4.10E-04 - 5.00E+01	N	1.31E+00	mg/L
Chloromethane	0/43		3.70E-04 - 2.50E+01	NT	2.94E-01	mg/L
Chrysene	0/17		2.10E-04 - 1.00E-02	NT	3.11E-03	mg/L
Co-Ral	0/1		1.10E-04 - 1.10E-04	NT	5.50E-05	mg/L
Demeton O and S	0/1		1.10E-04 - 1.10E-04	NT	5.50E-05	mg/L
Di-n-butyl phthalate	3/10	4.40E-04 - 9.80E-04	1.00E-02 - 1.00E-02	L	7.51E-04	mg/L
Di-n-octylphthalate	0/10		1.50E-04 - 1.00E-02	NT	3.52E-03	mg/L
Diazinon	0/1		1.10E-04 - 1.10E-04	NT	5.50E-05	mg/L
Dibenz(a,h)anthracene	0/17		2.80E-04 - 1.00E-02	NT	3.11E-03	mg/L
Dibenzofuran	0/10		1.10E-04 - 1.00E-02	NT	3.52E-03	mg/L
Dibromochloromethane	1/43	2.00E-03 - 2.00E-03	4.30E-04 - 1.30E+01	L	6.22E-03	mg/L
Dibromomethane	0/29		1.00E-03 - 1.30E+01	NT	2.26E-01	mg/L
Dichlorodifluoromethane	3/29	1.00E-03 - 6.00E-03	1.00E-03 - 1.30E+01	L	1.90E-03	mg/L
Dichloroethene	0/2		5.00E+01 - 5.00E+01	NT	2.50E+01	mg/L
Dichlorvos	0/1		1.10E-04 - 1.10E-04	NT	5.50E-05	mg/L
Dieldrin	0/9		1.00E-05 - 2.80E-04	NT	5.01E-05	mg/L
Diethyl phthalate	1/10	8.50E-04 - 8.50E-04	2.30E-04 - 1.00E-02	L	7.17E-03	mg/L
Dimethyl phthalate	0/10		9.00E-05 - 1.00E-02	NT	3.51E-03	mg/L
Dimethyl-1,2-dibromo-2,2-dichloroethyl phosphate	0/1		1.10E-04 - 1.10E-04	NT	5.50E-05	mg/L

Table 2.5 Data summary for all analytes (continued)

----- AREA_CODE=n MEDIA=UCRS Groundwater -----
(continued)

Analyte	Frequency of Detection	Detected Range	Nondetected Range	Distribution	Arithmetic Mean	Units
Dimethylbenzene	13/269	7.20E-03 - 2.80E+00	1.00E-03 - 1.00E+02	N	2.87E-01	mg/L
Disulfoton	0/1		1.10E-04 - 1.10E-04	NT	5.50E-05	mg/L
Endosulfan I	0/6		5.00E-06 - 1.00E-05	NT	3.00E-06	mg/L
Endosulfan II	0/6		1.00E-05 - 1.10E-05	NT	5.08E-06	mg/L
Endosulfan sulfate	0/6		1.00E-05 - 1.10E-05	NT	5.08E-06	mg/L
Endrin	0/6		1.00E-05 - 1.10E-05	NT	5.08E-06	mg/L
Endrin aldehyde	0/6		1.00E-05 - 1.10E-05	NT	5.08E-06	mg/L
Endrin ketone	0/5		1.00E-05 - 1.10E-05	NT	5.10E-06	mg/L
Ethane	3/5	1.28E-01 - 3.03E-01	3.00E-02 - 3.00E-02	N	6.87E-02	mg/L
Ethanol	3/28	7.00E-03 - 2.40E-02	5.00E-02 - 1.00E+00	L	1.88E-02	mg/L
Ethion	0/1		1.10E-04 - 1.10E-04	NT	5.50E-05	mg/L
Ethyl cyanide	0/1		2.50E+02 - 2.50E+02	NT	1.25E+02	mg/L
Ethyl methacrylate	0/29		1.00E-03 - 1.30E+01	NT	2.27E-01	mg/L
Ethyl methanesulfonate	0/3		1.50E-03 - 1.50E-03	NT	7.50E-04	mg/L
Ethylbenzene	15/270	8.70E-04 - 1.50E+00	4.40E-04 - 5.00E+01	N	1.77E-01	mg/L
Ethylene	3/5	2.24E+00 - 3.96E+00	3.00E-02 - 3.00E-02	N	9.18E-01	mg/L
Fensulfothion	0/1		1.10E-04 - 1.10E-04	NT	5.50E-05	mg/L
Fenthion	0/1		1.10E-04 - 1.10E-04	NT	5.50E-05	mg/L
Fluoranthene	0/17		2.30E-04 - 1.00E-02	NT	3.11E-03	mg/L
Fluorene	1/17	7.00E-03 - 7.00E-03	2.20E-04 - 1.00E-02	N	3.17E-03	mg/L
Heptachlor	0/9		5.00E-06 - 2.50E-04	NT	4.37E-05	mg/L
Heptachlor epoxide	0/6		5.00E-06 - 1.00E-05	NT	3.00E-06	mg/L
Hexachloro-dibenzo[b,e][1,4]dioxin	0/1		1.60E-06 - 1.60E-06	NT	8.00E-07	mg/L
Hexachlorobenzene	0/10		2.10E-04 - 1.00E-02	NT	3.53E-03	mg/L
Hexachlorobutadiene	0/10		3.00E-04 - 1.00E-02	NT	3.55E-03	mg/L
Hexachlorocyclopentadiene	0/10		1.70E-04 - 1.00E-02	NT	3.53E-03	mg/L
Hexachlorodibenzofuran	0/1		8.00E-07 - 8.00E-07	NT	4.00E-07	mg/L
Hexachloroethane	0/10		3.50E-04 - 1.00E-02	NT	3.55E-03	mg/L
Indeno(1,2,3-cd)pyrene	0/17		2.20E-04 - 1.00E-02	NT	3.11E-03	mg/L
Iodomethane	0/29		1.00E-03 - 1.30E+01	NT	2.26E-01	mg/L
Isophorone	1/10	6.60E-03 - 6.60E-03	2.20E-04 - 1.00E-02	N	3.85E-03	mg/L
Lindane	0/9		5.00E-06 - 2.40E-04	NT	4.20E-05	mg/L
Merphos	0/1		1.10E-04 - 1.10E-04	NT	5.50E-05	mg/L
Methacrylonitrile	0/1		1.30E+01 - 1.30E+01	NT	6.50E+00	mg/L
Methoxychlor	0/9		1.00E-05 - 1.60E-04	NT	5.02E-05	mg/L
Methyl methacrylate	0/1		1.30E+01 - 1.30E+01	NT	6.50E+00	mg/L
Methyl methanesulfonate	0/3		2.40E-04 - 2.40E-04	NT	1.20E-04	mg/L
Methyl parathion	0/1		1.10E-04 - 1.10E-04	NT	5.50E-05	mg/L
Methylene chloride	16/42	1.00E-03 - 1.80E-02	3.50E-04 - 1.30E+01	L	2.99E-03	mg/L
Mocap	0/1		1.10E-04 - 1.10E-04	NT	5.50E-05	mg/L

Table 2.5 Data summary for all analytes (continued)

----- AREA_CODE=n MEDIA=UCRS Groundwater -----
(continued)

Analyte	Frequency of Detection	Detected Range	Nondetected Range	Distribution	Arithmetic Mean	Units
N-Nitroso-di-n-propylamine	0/10		2.70E-04 - 1.00E-02	NT	3.54E-03	mg/L
N-Nitrosodimethylamine	0/3		2.30E-04 - 2.30E-04	NT	1.15E-04	mg/L
N-Nitrosodiphenylamine	0/10		1.20E-04 - 1.00E-02	NT	3.52E-03	mg/L
N-Nitrosopiperidine	0/3		1.30E-03 - 1.30E-03	NT	6.50E-04	mg/L
Naphthalene	1/17	4.70E-02 - 4.70E-02	2.90E-04 - 1.00E-02	L	6.35E-03	mg/L
Nitrobenzene	0/11		3.60E-04 - 1.00E-02	NT	3.50E-03	mg/L
PCB-1016	0/9		1.00E-05 - 4.10E-04	NT	1.95E-04	mg/L
PCB-1221	0/9		2.00E-04 - 2.27E-04	NT	2.10E-04	mg/L
PCB-1232	0/9		1.00E-05 - 1.50E-04	NT	1.08E-04	mg/L
PCB-1242	0/9		1.00E-05 - 6.70E-04	NT	2.82E-04	mg/L
PCB-1248	0/9		1.00E-05 - 2.90E-04	NT	1.55E-04	mg/L
PCB-1254	0/9		1.00E-05 - 1.14E-04	NT	6.36E-05	mg/L
PCB-1260	0/9		1.00E-05 - 1.14E-04	NT	6.66E-05	mg/L
Pentachloro-dibenzo[b,e][1,4]dioxin	0/1		1.50E-06 - 1.50E-06	NT	7.50E-07	mg/L
Pentachlorobenzene	0/3		2.00E-03 - 2.00E-03	NT	1.00E-03	mg/L
Pentachlorodibenzofuran	0/1		1.40E-06 - 1.40E-06	NT	7.00E-07	mg/L
Pentachloronitrobenzene	0/3		4.70E-03 - 4.70E-03	NT	2.35E-03	mg/L
Pentachlorophenol	0/10		2.40E-04 - 5.00E-02	NT	1.70E-02	mg/L
Phenacetin	0/3		1.10E-04 - 1.10E-04	NT	5.50E-05	mg/L
Phenanthrene	1/17	5.00E-03 - 5.00E-03	2.10E-04 - 1.00E-02	N	3.11E-03	mg/L
Phenol	0/10		6.20E-04 - 1.00E-02	NT	3.59E-03	mg/L
Phorate	0/1		1.10E-04 - 1.10E-04	NT	5.50E-05	mg/L
Phosdrin	0/1		1.10E-04 - 1.10E-04	NT	5.50E-05	mg/L
Polychlorinated biphenyl	0/37		1.00E-04 - 1.70E-04	NT	1.06E-04	mg/L
Pronamide	0/3		5.30E-03 - 5.30E-03	NT	2.65E-03	mg/L
Prothiophos	0/1		1.10E-04 - 1.10E-04	NT	5.50E-05	mg/L
Pyrene	0/17		2.50E-04 - 1.00E-02	NT	3.11E-03	mg/L
Pyridine	0/3		4.70E-04 - 4.70E-04	NT	2.35E-04	mg/L
Ronnel	0/1		1.10E-04 - 1.10E-04	NT	5.50E-05	mg/L
Silvex	0/1		2.00E-04 - 2.00E-04	NT	1.00E-04	mg/L
Styrene	0/43		4.00E-04 - 1.30E+01	NT	1.54E-01	mg/L
Sulprofos	0/1		1.10E-04 - 1.10E-04	NT	5.50E-05	mg/L
Tetrachloro-dibenzo[b,e][1,4]dioxin	0/1		1.10E-06 - 1.10E-06	NT	5.50E-07	mg/L
Tetrachlorodibenzofuran	0/1		7.00E-07 - 7.00E-07	NT	3.50E-07	mg/L
Tetrachloroethene	0/211		3.50E-04 - 5.00E+01	NT	1.47E+00	mg/L
Tetrachlorovinphos	0/1		1.10E-04 - 1.10E-04	NT	5.50E-05	mg/L
Toluene	1/268	1.80E-02 - 1.80E-02	4.40E-04 - 5.00E+01	N	1.64E-01	mg/L
Toxaphene	0/6		5.00E-04 - 1.13E-03	NT	4.69E-04	mg/L
Trans-1,4-Dichloro-2-butene	0/29		1.00E-03 - 1.30E+01	NT	2.39E-01	mg/L
Trichloroethene	327/623	1.00E-03 - 3.10E+03	1.00E-03 - 1.00E-01	N	1.57E+01	mg/L

Table 2.5 Data summary for all analytes (continued)

----- AREA_CODE=n MEDIA=UCRS Groundwater -----
(continued)

Analyte	Frequency of Detection	Detected Range	Nondetected Range	Distribution	Arithmetic Mean	Units
Trichlorofluoromethane	0/29		1.00E-03 - 1.30E+01	NT	2.26E-01	mg/L
Trichloronate	0/1		1.10E-04 - 1.10E-04	NT	5.50E-05	mg/L
Trinitrotoluene	0/2		6.00E-03 - 6.00E-03	NT	3.00E-03	mg/L
Vinyl acetate	0/34		1.00E-03 - 1.30E+01	NT	2.02E-01	mg/L
Vinyl chloride	34/249	4.20E-02 - 5.00E+00	1.00E-03 - 1.00E+02	N	5.13E+00	mg/L
a,a-Dimethylphenethylamine	0/3		4.10E-03 - 4.10E-03	NT	2.05E-03	mg/L
alpha-BHC	0/9		5.00E-06 - 2.10E-04	NT	3.70E-05	mg/L
alpha-Chlordane	0/6		5.00E-06 - 1.00E-05	NT	3.42E-06	mg/L
beta-BHC	0/9		5.00E-06 - 5.40E-04	NT	9.20E-05	mg/L
cis-1,2-Dichloroethene	58/218	6.70E-04 - 4.90E+00	4.70E-04 - 5.00E+01	N	2.72E+00	mg/L
cis-1,3-Dichloropropene	0/42		4.00E-04 - 1.30E+01	NT	1.57E-01	mg/L
delta-BHC	0/9		5.00E-06 - 2.20E-03	NT	3.69E-04	mg/L
gamma-Chlordane	0/6		5.00E-06 - 5.00E-05	NT	6.75E-06	mg/L
p-Dimethylaminoazobenzene	0/3		1.20E-02 - 1.20E-02	NT	6.00E-03	mg/L
trans-1,2-Dichloroethene	3/237	3.40E-03 - 5.00E-01	4.80E-04 - 5.00E+01	N	2.21E+00	mg/L
trans-1,3-Dichloropropene	0/43		4.70E-04 - 1.30E+01	NT	1.54E-01	mg/L
Alpha activity	405/489	1.00E-01 - 3.49E+02	-1.07E+01 - 1.00E+03	N	3.69E+01	pCi/L
Americium-241	2/9	1.90E-01 - 3.40E-01	-2.60E+00 - 0.00E+00	L	2.94E-01	pCi/L
Beta activity	450/489	1.00E+00 - 1.26E+03	-9.00E+00 - 1.00E+03	N	5.49E+01	pCi/L
Cesium-137	3/13	2.00E-01 - 9.00E-01	-1.20E+00 - 1.86E+01	L	5.19E-01	pCi/L
Cobalt-60	6/7	1.00E-01 - 1.40E+00	-4.00E-01 - -4.00E-01	N	3.57E-01	pCi/L
Neptunium-237	12/23	1.00E-02 - 2.37E+00	-5.00E-01 - 8.00E-02	L	3.27E-01	pCi/L
Plutonium-238	3/4	8.00E-02 - 1.10E-01	0.00E+00 - 0.00E+00	N	3.63E-02	pCi/L
Plutonium-239	6/20	1.00E-02 - 7.60E-01	-2.31E-01 - 9.00E-02	L	1.69E-01	pCi/L
Plutonium-239/240	1/1	2.07E-02 - 2.07E-02		NT	1.04E-02	pCi/L
Plutonium-242	0/2		1.00E-02 - 7.00E-02	NT	2.00E-02	pCi/L
Protactinium-234	0/2		1.30E+01 - 2.70E+01	NT	1.00E+01	pCi/L
Radium-226	9/15	3.00E-01 - 1.60E+00	-9.00E-01 - 0.00E+00	L	6.63E-01	pCi/L
Radon-222	79/79	1.20E+01 - 2.05E+03		L	3.24E+02	pCi/L
Technetium-99	583/651	1.00E+00 - 1.01E+03	-9.40E+00 - 5.53E+02	N	1.31E+02	pCi/L
Thorium-228	2/2	3.40E-01 - 6.40E-01		N	2.45E-01	pCi/L
Thorium-230	16/22	8.00E-02 - 8.00E-01	-2.68E-01 - 0.00E+00	N	1.68E-01	pCi/L
Thorium-232	2/2	1.80E-01 - 4.90E-01		N	1.68E-01	pCi/L
Uranium-234	14/16	1.50E-01 - 1.84E+01	3.00E-01 - 3.00E-01	L	2.19E+00	pCi/L
Uranium-235	6/9	9.12E-02 - 1.22E+00	1.52E-02 - 1.72E-02	L	2.42E-01	pCi/L
Uranium-235/236	4/5	1.00E-02 - 8.00E-02	-1.88E-01 - -1.88E-01	N	-1.16E-02	pCi/L
Uranium-238	13/14	8.00E-02 - 4.19E+01	2.10E-01 - 2.10E-01	L	4.28E+00	pCi/L

Table 2.6 Data summary for detected analytes

----- AREA_CODE=a MEDIA=RGa Groundwater -----

Analyte	Frequency of Detection	Detected Range	Nondetected Range	Distribution	Arithmetic Mean	Units
Aluminum	28/42	9.96E-02 - 1.38E+02	1.00E-01 - 6.30E-01	L	6.19E-01	mg/L
Arsenic	2/46	2.38E-03 - 4.60E-02	1.11E-03 - 5.00E-03	N	2.79E-03	mg/L
Barium	46/46	3.00E-02 - 8.50E-01		L	1.15E-01	mg/L
Beryllium	2/46	3.33E-04 - 1.11E-03	2.22E-04 - 1.00E-01	L	3.95E-04	mg/L
Cadmium	1/46	5.56E-04 - 5.56E-04	2.67E-04 - 3.00E-01	L	1.10E-02	mg/L
Calcium	46/46	1.54E+01 - 4.74E+01		N	1.47E+01	mg/L
Chloride	42/42	3.68E+01 - 8.76E+01		N	3.55E+01	mg/L
Chromium	9/46	1.69E-02 - 1.30E+00	6.56E-03 - 6.00E-02	L	2.30E-02	mg/L
Cobalt	1/46	2.56E-02 - 2.56E-02	1.78E-03 - 3.50E-01	N	2.58E-02	mg/L
Fluoride	28/42	1.00E-01 - 7.20E+00	1.00E-01 - 1.00E-01	L	2.15E-01	mg/L
Iron	37/45	1.80E-02 - 7.20E+02	1.00E-02 - 3.60E-01	L	1.10E+00	mg/L
Magnesium	46/46	6.60E+00 - 2.41E+01		L	6.04E+00	mg/L
Manganese	37/46	6.00E-03 - 7.75E+00	5.00E-03 - 2.00E-02	L	8.72E-02	mg/L
Nickel	5/46	9.67E-03 - 1.12E-01	5.00E-02 - 1.00E+00	L	2.19E-02	mg/L
Nitrate as Nitrogen	35/42	1.20E+00 - 1.28E+01	1.00E+00 - 1.00E+00	L	2.57E+00	mg/L
Potassium	22/45	9.57E-01 - 4.13E+00	2.00E+00 - 3.00E+01	L	2.60E+00	mg/L
Selenium	1/9	1.84E-03 - 1.84E-03	1.44E-03 - 7.22E-03	N	2.05E-03	mg/L
Silica	7/7	1.50E+01 - 2.30E+01		N	9.71E+00	mg/L
Sodium	46/46	2.91E+01 - 8.00E+01		N	2.27E+01	mg/L
Tetraoxo-sulfate(1-)	42/42	1.00E+01 - 7.42E+01		N	1.85E+01	mg/L
Thallium	1/42	2.38E-01 - 2.38E-01	4.67E-04 - 4.70E-01	L	1.26E-01	mg/L
Uranium	3/28	2.90E-04 - 4.00E-03	8.00E-05 - 1.00E-03	L	9.77E-05	mg/L
Vanadium	36/42	5.44E-03 - 9.50E-01	4.00E-03 - 5.00E-02	L	1.09E-01	mg/L
Zinc	18/46	7.00E-03 - 1.00E+00	5.00E-03 - 3.00E-02	L	1.16E-02	mg/L
1,1-Dichloroethene	1/17	2.40E-02 - 2.40E-02	5.00E-02 - 5.00E+01	L	1.02E+01	mg/L
Carbon tetrachloride	2/50	1.20E-01 - 1.60E-01	1.30E-02 - 5.00E+01	L	4.49E-02	mg/L
Chloroform	1/50	2.00E-03 - 2.00E-03	5.00E-02 - 5.00E+01	L	4.41E+01	mg/L
Tetrachloroethene	4/74	2.70E-02 - 2.30E-01	5.00E-02 - 5.00E+01	N	1.30E+01	mg/L
Trichloroethene	94/94	2.10E-01 - 4.60E+02		L	3.66E+02	mg/L
cis-1,2-Dichloroethene	4/46	4.00E-03 - 2.20E-01	5.00E-02 - 5.00E+01	L	3.77E-02	mg/L
trans-1,2-Dichloroethene	2/46	2.90E-03 - 1.20E+00	5.00E-02 - 5.00E+01	L	1.64E-02	mg/L
Alpha activity	60/79	2.00E-01 - 6.59E+01	-1.59E+02 - 1.00E+03	L	6.24E+00	pCi/L
Americium-241	3/4	1.00E-02 - 7.00E-02	2.30E-01 - 2.30E-01	N	4.13E-02	pCi/L
Beta activity	69/79	3.75E+00 - 9.83E+03	1.00E+03 - 1.00E+03	L	2.94E+02	pCi/L
Cesium-137	3/5	1.01E+00 - 1.29E+01	4.80E-01 - 2.91E+01	N	5.46E+00	pCi/L
Neptunium-237	6/8	1.00E-01 - 1.44E+01	0.00E+00 - 2.04E+00	L	2.09E+00	pCi/L
Plutonium-239	2/8	2.00E-02 - 9.00E-02	-1.00E-02 - 0.00E+00	L	6.18E-02	pCi/L
Radon-222	4/4	2.78E+02 - 6.04E+02		N	2.39E+02	pCi/L
Technetium-99	85/88	2.00E+00 - 1.67E+04	-7.20E+00 - 0.00E+00	L	3.45E+02	pCi/L
Thorium-230	7/8	7.00E-02 - 1.10E+00	6.00E-02 - 6.00E-02	L	4.42E-01	pCi/L
Uranium-234	3/4	3.00E-02 - 1.50E-01	5.00E-02 - 5.00E-02	N	8.00E-02	pCi/L

Table 2.6 Data summary for detected analytes (continued)

----- AREA_CODE=a MEDIA=RGa Groundwater -----
(continued)

Analyte	Frequency of Detection	Detected Range	Nondetected Range	Distribution	Arithmetic Mean	Units
Uranium-235	2/4	1.00E-02 - 2.00E-02	-1.00E-02 - 0.00E+00	N	5.00E-03	pCi/L
Uranium-238	3/4	1.00E-02 - 5.00E-02	-1.00E-02 --1.00E-02	N	1.75E-02	pCi/L

----- AREA_CODE=a MEDIA=UCRS Groundwater -----

Analyte	Frequency of Detection	Detected Range	Nondetected Range	Distribution	Arithmetic Mean	Units
Aluminum	14/14	1.31E-01 - 1.28E+01		L	9.55E-01	mg/L
Antimony	1/15	2.79E-02 - 2.79E-02	6.00E-02 - 1.85E-01	L	3.28E-02	mg/L
Arsenic	1/15	8.00E-03 - 8.00E-03	1.11E-03 - 5.00E-03	N	2.47E-03	mg/L
Barium	15/15	4.50E-02 - 1.98E-01		L	3.87E-02	mg/L
Beryllium	1/15	5.56E-04 - 5.56E-04	4.00E-03 - 1.50E-02	L	2.79E-03	mg/L
Calcium	15/15	1.49E+01 - 5.75E+01		L	1.14E+01	mg/L
Chloride	14/14	1.90E+01 - 1.56E+02		L	2.36E+01	mg/L
Chromium	1/16	1.42E-02 - 1.42E-02	5.00E-02 - 6.00E-02	N	2.42E-02	mg/L
Cobalt	1/15	2.00E-03 - 2.00E-03	4.50E-02 - 5.00E-02	N	2.32E-02	mg/L
Copper	1/15	1.00E-02 - 1.00E-02	1.00E-02 - 2.50E-02	N	5.50E-03	mg/L
Fluoride	4/13	1.00E-01 - 1.70E-01	1.00E-01 - 1.00E-01	L	9.97E-02	mg/L
Iron	15/15	1.90E-02 - 5.43E+00		L	1.08E+00	mg/L
Lead	2/4	3.69E-03 - 6.90E-02	5.00E-02 - 2.50E-01	N	4.66E-02	mg/L
Magnesium	15/15	5.63E+00 - 1.93E+01		L	4.36E+00	mg/L
Manganese	14/15	9.00E-03 - 1.13E-01	5.00E-03 - 5.00E-03	L	3.89E-02	mg/L
Nickel	2/15	2.03E-02 - 4.15E-01	5.00E-02 - 5.00E-02	L	1.27E-02	mg/L
Nitrate as Nitrogen	6/14	1.00E+00 - 1.90E+00	1.00E+00 - 1.00E+00	L	1.15E+00	mg/L
Potassium	2/14	2.28E+00 - 2.95E+00	2.00E+00 - 2.00E+00	L	1.56E+00	mg/L
Silica	3/3	1.70E+01 - 3.80E+01		N	1.35E+01	mg/L
Sodium	15/15	5.12E+01 - 1.26E+02		L	3.73E+01	mg/L
Tetraoxo-sulfate(1-)	14/14	8.70E+00 - 1.36E+02		N	5.51E+01	mg/L
Uranium	2/6	2.80E-04 - 3.10E-02	1.00E-03 - 1.00E-03	N	5.88E-03	mg/L
Vanadium	10/14	1.91E-02 - 1.57E-01	5.00E-02 - 5.00E-02	L	7.32E-02	mg/L
Zinc	6/15	8.00E-03 - 5.50E-02	5.00E-03 - 8.00E-03	L	9.54E-03	mg/L
1,1-Dichloroethene	1/16	1.60E-03 - 1.60E-03	4.00E-03 - 5.00E+01	L	1.68E+01	mg/L
Bis(2-ethylhexyl)phthalate	1/1	1.00E-03 - 1.00E-03		NT	5.00E-04	mg/L
Chloroform	1/16	1.30E-02 - 1.30E-02	5.00E-02 - 5.00E+01	N	1.88E+01	mg/L
Trichloroethene	34/36	2.30E-03 - 7.80E+02	4.00E-03 - 4.00E-03	L	1.94E+01	mg/L
cis-1,2-Dichloroethene	1/25	1.30E-01 - 1.30E-01	4.00E-03 - 5.00E+01	L	2.49E+03	mg/L
trans-1,2-Dichloroethene	2/25	3.40E-03 - 5.00E-01	4.00E-03 - 5.00E+01	L	1.45E-03	mg/L

Table 2.6 Data summary for detected analytes (continued)

----- AREA_CODE=a MEDIA=UCRS Groundwater -----
(continued)

Analyte	Frequency of Detection	Detected Range	Nondetected Range	Distribution	Arithmetic Mean	Units
Alpha activity	28/31	1.41E-01 - 4.22E+01	-4.00E+00 - 0.00E+00	L	9.11E+00	pCi/L
Beta activity	31/31	1.00E+00 - 6.72E+02		L	5.98E+01	pCi/L
Neptunium-237	2/2	3.00E-01 - 9.00E-01		N	3.00E-01	pCi/L
Plutonium-239	1/2	1.00E-01 - 1.00E-01	0.00E+00 - 0.00E+00	N	2.50E-02	pCi/L
Radon-222	1/1	4.61E+02 - 4.61E+02		NT	2.31E+02	pCi/L
Technetium-99	20/22	2.30E+01 - 1.20E+02	0.00E+00 - 3.60E+00	N	6.09E+01	pCi/L
Thorium-230	2/2	2.00E-01 - 7.00E-01		N	2.25E-01	pCi/L

----- AREA_CODE=b MEDIA=McNairy Groundwater -----

Analyte	Frequency of Detection	Detected Range	Nondetected Range	Distribution	Arithmetic Mean	Units
Aluminum	2/35	6.50E-01 - 1.50E+00	6.25E-01 - 1.00E+00	L	3.06E-01	mg/L
Antimony	1/13	1.85E-01 - 1.85E-01	1.85E-01 - 2.50E-01	N	1.00E-01	mg/L
Barium	4/5	8.40E-02 - 1.70E-01	7.00E-02 - 7.00E-02	N	5.74E-02	mg/L
Calcium	35/35	1.17E+01 - 2.76E+01		L	8.57E+00	mg/L
Chloride	32/32	5.40E+00 - 5.51E+01		L	3.97E+00	mg/L
Fluoride	14/14	1.40E-01 - 1.70E-01		N	1.56E-01	mg/L
Iron	34/35	5.14E+00 - 1.66E+01	3.00E-01 - 3.00E-01	N	5.98E+00	mg/L
Magnesium	35/35	5.60E+00 - 1.23E+01		N	4.09E+00	mg/L
Manganese	34/35	2.07E-01 - 9.11E-01	2.00E-02 - 2.00E-02	N	3.48E-01	mg/L
Nitrate as Nitrogen	1/32	5.60E+00 - 5.60E+00	1.00E+00 - 1.00E+00	N	5.72E-01	mg/L
Potassium	16/32	5.02E+00 - 5.58E+00	5.00E+00 - 1.05E+01	L	5.28E+00	mg/L
Silica	26/26	5.00E+00 - 2.70E+01		N	7.10E+00	mg/L
Sodium	35/35	2.08E+01 - 3.81E+01		L	1.46E+01	mg/L
Tetraoxo-sulfate(1-)	17/31	1.40E+00 - 1.72E+01	5.00E+00 - 5.00E+00	L	7.01E+00	mg/L
Vanadium	1/1	4.00E-02 - 4.00E-02		NT	2.00E-02	mg/L
Zinc	2/5	4.50E-02 - 8.00E-02	1.00E-01 - 2.50E-01	N	5.75E-02	mg/L
Trichloroethene	4/43	1.00E-03 - 9.60E+00	1.00E-03 - 5.00E-03	N	2.24E-01	mg/L
Alpha activity	28/35	2.00E-01 - 7.30E+00	-3.11E+01 --2.00E-01	L	2.71E+00	pCi/L
Beta activity	34/35	1.00E+00 - 1.48E+03	0.00E+00 - 0.00E+00	L	1.73E+01	pCi/L
Neptunium-237	2/3	1.00E-01 - 4.00E-01	-3.00E-01 --3.00E-01	N	3.33E-02	pCi/L
Plutonium-238	1/2	5.00E-02 - 5.00E-02	-1.00E-01 --1.00E-01	N	-1.25E-02	pCi/L
Radium-226	2/3	7.00E-01 - 8.60E-01	0.00E+00 - 0.00E+00	N	2.60E-01	pCi/L
Radon-222	31/31	2.20E+01 - 2.91E+02		N	6.20E+01	pCi/L
Technetium-99	28/43	5.00E-01 - 1.95E+03	-1.20E+01 - 0.00E+00	L	1.43E+01	pCi/L
Thorium-230	1/2	1.00E-02 - 1.00E-02	-1.41E-01 --1.41E-01	N	-3.28E-02	pCi/L

Table 2.6 Data summary for detected analytes (continued)

----- AREA_CODE=b MEDIA=RGa Groundwater -----

Analyte	Frequency of Detection	Detected Range	Nondetected Range	Distribution	Arithmetic Mean	Units
Aluminum	106/298	1.25E-01 - 1.43E+02	1.50E-02 - 1.00E+00	N	1.09E+00	mg/L
Arsenic	28/399	5.00E-03 - 1.40E-01	2.60E-03 - 5.00E-03	N	3.03E-03	mg/L
Barium	99/105	2.64E-02 - 2.20E+00	7.00E-02 - 7.00E-02	L	1.96E-01	mg/L
Beryllium	9/111	3.00E-04 - 1.40E-02	2.00E-04 - 2.50E-02	N	5.86E-03	mg/L
Cadmium	3/411	1.00E-02 - 2.13E-01	3.00E-04 - 1.00E-01	N	7.72E-03	mg/L
Calcium	340/340	1.06E+01 - 4.87E+01		L	1.24E+01	mg/L
Chloride	318/318	7.60E+00 - 5.86E+02		N	2.29E+01	mg/L
Chromium	50/411	2.50E-03 - 8.89E-01	1.00E-02 - 6.00E-02	N	3.11E-02	mg/L
Cobalt	3/105	6.10E-03 - 9.00E-02	2.40E-03 - 1.00E-01	N	2.51E-02	mg/L
Copper	15/114	1.10E-02 - 8.10E-02	2.10E-03 - 1.00E-01	N	1.67E-02	mg/L
Fluoride	115/185	1.00E-01 - 7.10E-01	1.00E-01 - 1.00E+00	N	1.43E-01	mg/L
Iron	244/343	3.20E-02 - 4.18E+02	1.00E-02 - 5.00E-01	N	3.62E+00	mg/L
Lead	8/370	5.00E-03 - 4.32E-01	1.70E-03 - 2.50E-01	N	3.80E-02	mg/L
Magnesium	343/343	3.30E+00 - 2.88E+01		L	4.96E+00	mg/L
Manganese	218/334	2.50E-03 - 8.20E+00	5.00E-03 - 1.00E-01	N	3.37E-01	mg/L
Mercury	1/359	3.00E-04 - 3.00E-04	2.00E-04 - 4.70E-02	N	3.83E-04	mg/L
Molybdenum	3/81	1.50E-02 - 2.50E-02	4.40E-03 - 1.00E-01	N	2.88E-02	mg/L
Nickel	57/117	1.40E-02 - 5.70E-01	4.20E-03 - 1.00E-01	L	1.12E-01	mg/L
Nitrate as Nitrogen	201/304	1.00E+00 - 3.93E+01	1.00E+00 - 1.00E+00	N	1.50E+00	mg/L
Nitrate/Nitrite	6/6	5.00E-02 - 9.40E+00		N	9.37E-01	mg/L
Potassium	25/309	1.10E-01 - 2.44E+01	2.00E+00 - 1.05E+01	N	3.08E+00	mg/L
Selenium	1/369	4.76E-01 - 4.76E-01	3.80E-03 - 1.50E-02	N	3.15E-03	mg/L
Silica	188/188	1.10E+01 - 4.50E+01		L	9.91E+00	mg/L
Silver	1/55	5.70E-03 - 5.70E-03	4.10E-03 - 6.00E-02	N	2.58E-02	mg/L
Sodium	342/342	8.70E+00 - 1.62E+02		N	1.32E+01	mg/L
Sulfate	27/27	2.90E+00 - 4.20E+01		L	7.23E+00	mg/L
Tetraoxo-sulfate(1-)	291/292	6.00E+00 - 2.24E+02	2.00E+00 - 2.00E+00	N	6.72E+00	mg/L
Tin	3/13	1.80E-02 - 8.00E-01	1.70E-02 - 2.80E-01	L	4.02E-02	mg/L
Total Phosphate as Phosphorus	12/260	1.70E+00 - 3.49E+01	2.00E+00 - 2.00E+00	N	1.13E+00	mg/L
Uranium	17/416	1.00E-03 - 1.90E-01	1.00E-03 - 9.20E-02	N	4.92E-03	mg/L
Vanadium	48/63	2.50E-03 - 2.10E-01	1.70E-03 - 2.50E-01	N	3.45E-02	mg/L
Zinc	44/116	6.00E-03 - 2.29E-01	5.00E-03 - 2.50E-01	L	2.12E-02	mg/L
1,1,2-Trichloro-1,2,2-trifluoroethane	2/4	8.80E-04 - 5.70E-03	3.60E-04 - 3.60E-04	N	9.13E-04	mg/L
1,1,2-Trichloroethane	1/446	2.00E-03 - 2.00E-03	5.00E-03 - 5.00E+00	N	2.87E-01	mg/L
1,1-Dichloroethane	1/420	4.10E-03 - 4.10E-03	5.00E-03 - 5.00E+00	N	2.84E-01	mg/L
1,1-Dichloroethene	1/419	1.30E-03 - 1.30E-03	5.00E-03 - 5.00E+00	N	2.85E-01	mg/L
1,2-Dichloroethane	1/449	1.10E-03 - 1.10E-03	1.00E-03 - 5.00E+00	N	2.86E-01	mg/L
4-Methyl-2-pentanone	1/9	2.50E-03 - 2.50E-03	1.10E-03 - 5.00E-02	L	2.50E-02	mg/L
Acetone	4/11	5.40E-03 - 2.30E-02	1.40E-03 - 1.00E-01	L	8.79E-03	mg/L
Carbon tetrachloride	2/450	1.20E-02 - 1.60E-02	5.00E-03 - 5.00E+00	N	2.87E-01	mg/L
Chlorobenzene	1/9	2.00E-03 - 2.00E-03	4.90E-04 - 5.00E-03	L	1.58E-03	mg/L

Table 2.6 Data summary for detected analytes (continued)

----- AREA_CODE=b MEDIA=RGa Groundwater -----
(continued)

Analyte	Frequency of Detection	Detected Range	Nondetected Range	Distribution	Arithmetic Mean	Units
Chloroform	3/448	1.00E-03 - 1.40E-02	5.00E-03 - 5.00E+00	N	2.87E-01	mg/L
Di-n-butyl phthalate	1/1	8.00E-03 - 8.00E-03		NT	4.00E-03	mg/L
Ethane	8/11	1.00E-03 - 1.97E-01	3.00E-02 - 3.00E-02	L	3.42E-02	mg/L
Ethylene	8/11	7.00E-03 - 4.17E+00	3.00E-02 - 3.00E-02	L	1.71E-01	mg/L
Methylene chloride	1/9	5.00E-03 - 5.00E-03	3.50E-04 - 5.00E-03	N	1.47E-03	mg/L
Tetrachloroethene	2/449	1.90E-03 - 3.20E-01	5.00E-03 - 5.00E+00	N	2.88E-01	mg/L
Toluene	3/424	1.00E-03 - 1.10E-02	5.00E-03 - 5.00E+00	N	2.79E-01	mg/L
Trichloroethene	495/791	7.00E-04 - 3.00E+01	1.00E-03 - 1.00E+00	N	2.17E+00	mg/L
Vinyl chloride	2/462	2.50E+00 - 6.30E+00	1.30E-03 - 1.00E+01	N	9.86E-01	mg/L
cis-1,2-Dichloroethene	11/457	1.10E-03 - 4.20E+00	4.70E-04 - 5.00E+00	N	5.71E-01	mg/L
trans-1,2-Dichloroethene	2/458	4.90E-04 - 3.80E-03	4.80E-04 - 5.00E+00	N	5.69E-01	mg/L
Alpha activity	329/529	7.00E-02 - 5.59E+01	-8.47E+01 - 1.00E+03	N	5.59E+01	pCi/L
Americium-241	9/15	1.00E-01 - 3.50E+00	-8.00E-01 --4.00E-01	L	6.45E-01	pCi/L
Beta activity	463/529	1.00E+00 - 5.29E+03	-1.00E+01 - 1.00E+03	N	3.08E+02	pCi/L
Cesium-137	3/26	3.00E-01 - 8.00E-01	-2.70E+00 - 1.87E+04	L	4.86E-01	pCi/L
Cobalt-60	7/9	2.00E-01 - 2.30E+00	-6.00E-01 --2.00E-01	L	9.93E-01	pCi/L
Neptunium-237	19/35	3.00E-02 - 5.00E-01	-7.34E-01 --1.12E-02	L	1.97E-01	pCi/L
Plutonium-238	9/13	1.00E-02 - 7.00E-02	-1.40E-01 - 0.00E+00	N	6.54E-03	pCi/L
Plutonium-239	9/15	1.00E-02 - 1.30E-01	-1.26E-01 - 0.00E+00	L	7.62E-02	pCi/L
Plutonium-239/240	5/7	8.87E-04 - 3.06E-02	-3.99E-03 --3.54E-03	L	9.95E-03	pCi/L
Radium-226	27/31	6.00E-02 - 7.39E+02	0.00E+00 - 0.00E+00	L	2.92E+00	pCi/L
Radon-222	247/247	1.10E+01 - 2.23E+03		N	1.12E+02	pCi/L
Technetium-99	933/1E3	2.00E-01 - 5.80E+03	-1.00E+01 - 0.00E+00	N	3.73E+02	pCi/L
Thorium-230	22/29	2.69E-02 - 4.70E+00	-5.00E-01 --2.49E-02	L	5.17E-01	pCi/L
Uranium-234	15/21	1.70E-01 - 2.00E+02	3.00E-01 - 5.00E-01	L	1.49E+00	pCi/L
Uranium-235	4/12	9.00E-02 - 9.96E+00	1.52E-02 - 2.16E-02	L	2.63E-02	pCi/L
Uranium-235/236	8/10	1.00E-02 - 3.50E-01	0.00E+00 - 0.00E+00	L	8.60E-02	pCi/L
Uranium-238	14/18	1.00E-02 - 2.11E+02	0.00E+00 - 3.00E-01	L	1.51E+00	pCi/L

----- AREA_CODE=b MEDIA=UCRS Groundwater -----

Analyte	Frequency of Detection	Detected Range	Nondetected Range	Distribution	Arithmetic Mean	Units
Aluminum	68/88	6.80E-02 - 5.41E+01	1.00E-01 - 1.00E+00	L	1.85E+00	mg/L
Arsenic	61/196	5.00E-03 - 4.53E-01	2.60E-03 - 5.00E-03	N	1.42E-02	mg/L
Barium	64/65	4.20E-02 - 5.85E-01	5.00E-02 - 5.00E-02	N	1.57E-01	mg/L
Beryllium	3/67	2.00E-04 - 4.00E-04	2.00E-04 - 2.50E-02	N	3.91E-03	mg/L

Table 2.6 Data summary for detected analytes (continued)

----- AREA_CODE=b MEDIA=UCRS Groundwater -----
(continued)

Analyte	Frequency of Detection	Detected Range	Nondetected Range	Distribution	Arithmetic Mean	Units
Cadmium	5/200	1.40E-02 - 1.80E-02	3.00E-04 - 1.00E-01	N	5.68E-03	mg/L
Calcium	105/105	7.55E+00 - 1.05E+02		L	2.24E+01	mg/L
Chloride	104/105	4.20E+00 - 6.29E+02	2.00E+00 - 2.00E+00	L	1.26E+02	mg/L
Chromium	36/200	1.50E-02 - 1.36E+00	1.00E-02 - 6.00E-02	N	3.16E-02	mg/L
Cobalt	1/65	7.50E-03 - 7.50E-03	5.00E-03 - 1.00E-01	N	2.37E-02	mg/L
Copper	3/68	1.00E-02 - 2.20E-02	8.70E-03 - 1.00E-01	N	9.00E-03	mg/L
Fluoride	58/78	1.00E-01 - 2.40E+00	1.00E-01 - 1.00E-01	L	2.23E-01	mg/L
Iron	90/102	1.50E-02 - 3.44E+02	2.50E-01 - 5.00E-01	L	2.37E+00	mg/L
Lead	1/150	1.80E-03 - 1.80E-03	1.70E-03 - 2.50E-01	N	2.94E-02	mg/L
Magnesium	105/105	3.89E+00 - 5.30E+01		L	1.07E+01	mg/L
Manganese	76/100	1.00E-02 - 8.73E-01	2.00E-02 - 1.00E-01	L	1.98E-01	mg/L
Mercury	1/148	3.00E-04 - 3.00E-04	2.00E-04 - 4.70E-02	N	5.99E-04	mg/L
Molybdenum	1/58	1.00E-02 - 1.00E-02	4.40E-03 - 1.00E-01	N	2.49E-02	mg/L
Nickel	38/68	4.60E-02 - 2.30E+00	5.00E-02 - 1.00E-01	L	2.08E-01	mg/L
Nitrate as Nitrogen	20/97	1.00E+00 - 5.70E+00	1.00E+00 - 1.00E+00	N	5.97E-01	mg/L
Nitrate/Nitrite	5/5	9.90E-03 - 2.10E+00		N	3.29E-01	mg/L
Potassium	7/99	4.54E-01 - 9.34E+00	1.80E-02 - 1.05E+01	N	2.09E+00	mg/L
Selenium	4/150	6.00E-03 - 1.60E-02	3.80E-03 - 5.00E-03	N	2.55E-03	mg/L
Silica	41/41	1.80E+01 - 7.90E+01		L	1.91E+01	mg/L
Silver	1/14	5.00E-03 - 5.00E-03	4.50E-03 - 6.00E-02	N	2.34E-02	mg/L
Sodium	105/105	2.20E+01 - 2.81E+02		L	6.42E+01	mg/L
Sulfate	14/14	5.20E+00 - 2.19E+02		L	6.54E+01	mg/L
Tetraoxo-sulfate(1-)	90/91	5.00E+00 - 4.90E+02	5.00E+00 - 5.00E+00	L	8.01E+01	mg/L
Thallium	2/53	7.30E-03 - 9.10E-02	3.70E-03 - 4.70E-01	L	5.30E-03	mg/L
Tin	1/4	2.60E-02 - 2.60E-02	1.70E-02 - 2.80E-01	N	4.25E-02	mg/L
Uranium	18/165	1.00E-03 - 1.10E-01	1.00E-03 - 9.20E-02	N	5.69E-03	mg/L
Vanadium	50/56	1.80E-03 - 5.04E-01	1.70E-03 - 5.00E-02	N	8.35E-02	mg/L
Zinc	36/68	5.00E-03 - 8.00E-02	5.00E-03 - 2.50E-01	L	1.54E-02	mg/L
1,1-Dichloroethane	2/75	1.10E-03 - 1.20E-02	3.70E-04 - 5.00E-01	L	6.76E-04	mg/L
1,1-Dichloroethene	2/74	2.20E-03 - 2.90E-03	4.40E-04 - 5.00E-01	L	1.27E-03	mg/L
1,2-Dichloroethene	1/3	1.40E-02 - 1.40E-02	5.00E-03 - 5.00E-03	N	4.00E-03	mg/L
2,4-Dichlorophenol	1/3	4.00E-04 - 4.00E-04	1.60E-04 - 1.60E-04	N	1.20E-04	mg/L
2,4-Dimethylphenol	1/3	4.40E-03 - 4.40E-03	1.10E-04 - 1.10E-04	N	7.70E-04	mg/L
4-Methyl-2-pentanone	1/6	1.90E-03 - 1.90E-03	1.10E-03 - 5.00E-02	N	1.28E-02	mg/L
4-Methylphenol	1/3	2.10E-04 - 2.10E-04	1.80E-04 - 1.80E-04	N	9.50E-05	mg/L
Acetone	1/7	5.20E-03 - 5.20E-03	1.40E-03 - 1.00E-01	L	8.67E-02	mg/L
Benzene	1/71	7.80E-03 - 7.80E-03	3.80E-04 - 5.00E-01	L	3.82E-02	mg/L
Chloroethane	1/9	8.20E-01 - 8.20E-01	1.40E-03 - 2.50E-02	L	3.43E-02	mg/L
Di-n-butyl phthalate	3/3	4.40E-04 - 9.80E-04		N	3.37E-04	mg/L
Diethyl phthalate	1/3	8.50E-04 - 8.50E-04	2.30E-04 - 2.30E-04	N	2.18E-04	mg/L

Table 2.6 Data summary for detected analytes (continued)

----- AREA_CODE=b MEDIA=UCRS Groundwater -----
(continued)

Analyte	Frequency of Detection	Detected Range	Nondetected Range	Distribution	Arithmetic Mean	Units
Dimethylbenzene	1/72	7.20E-03 - 7.20E-03	1.30E-03 - 1.00E+00	L	5.76E-02	mg/L
Ethane	3/4	1.28E-01 - 3.03E-01	3.00E-02 - 3.00E-02	N	8.21E-02	mg/L
Ethylbenzene	1/72	8.70E-04 - 8.70E-04	4.40E-04 - 5.00E-01	L	3.79E-02	mg/L
Ethylene	3/4	2.24E+00 - 3.96E+00	3.00E-02 - 3.00E-02	N	1.14E+00	mg/L
Isophorone	1/3	6.60E-03 - 6.60E-03	2.20E-04 - 2.20E-04	N	1.17E-03	mg/L
Toluene	1/72	1.80E-02 - 1.80E-02	4.40E-04 - 5.00E-01	L	3.72E-02	mg/L
Trichloroethene	218/291	1.00E-03 - 3.10E+03	1.00E-03 - 1.00E-02	N	1.09E+01	mg/L
Vinyl chloride	34/113	4.20E-02 - 5.00E+00	1.30E-03 - 1.00E+00	L	2.52E-02	mg/L
cis-1,2-Dichloroethene	55/109	6.70E-04 - 4.90E+00	4.70E-04 - 5.00E-02	N	8.92E-01	mg/L
trans-1,2-Dichloroethene	1/109	5.10E-03 - 5.10E-03	4.80E-04 - 5.00E-01	N	1.54E-01	mg/L
Alpha activity	133/175	2.00E-01 - 3.00E+01	-1.00E+01 - 1.00E+03	N	6.48E+01	pCi/L
Americium-241	2/5	1.90E-01 - 3.40E-01	-2.60E+00 - 0.00E+00	N	-3.97E-01	pCi/L
Beta activity	148/175	1.00E+00 - 1.26E+03	-9.00E+00 - 1.00E+03	L	4.11E+01	pCi/L
Cobalt-60	2/3	1.00E-01 - 1.20E+00	-4.00E-01 - -4.00E-01	N	1.50E-01	pCi/L
Neptunium-237	7/12	1.00E-02 - 4.00E-01	-4.00E-01 - -1.00E-01	N	-7.38E-03	pCi/L
Plutonium-238	1/2	8.00E-02 - 8.00E-02	0.00E+00 - 0.00E+00	N	2.00E-02	pCi/L
Plutonium-239	4/9	1.00E-02 - 7.60E-01	-2.31E-01 - 0.00E+00	L	2.79E-01	pCi/L
Plutonium-239/240	1/1	2.07E-02 - 2.07E-02		NT	1.04E-02	pCi/L
Radium-226	2/5	3.70E-01 - 6.00E-01	0.00E+00 - 0.00E+00	N	9.70E-02	pCi/L
Radon-222	38/38	1.20E+01 - 2.05E+03		N	4.60E+02	pCi/L
Technetium-99	313/333	1.00E+00 - 8.78E+02	-4.20E+00 - 5.53E+02	N	2.09E+02	pCi/L
Thorium-230	9/11	8.00E-02 - 8.00E-01	-2.68E-01 - 0.00E+00	N	1.96E-01	pCi/L
Uranium-234	9/11	3.40E-01 - 1.44E+01	3.00E-01 - 3.00E-01	L	1.84E+00	pCi/L
Uranium-235	5/8	9.12E-02 - 9.10E-01	1.52E-02 - 1.72E-02	L	1.63E-01	pCi/L
Uranium-235/236	4/5	1.00E-02 - 8.00E-02	-1.88E-01 - -1.88E-01	N	-1.16E-02	pCi/L
Uranium-238	9/9	8.00E-02 - 3.48E+01		L	1.83E+01	pCi/L

----- AREA_CODE=c MEDIA=RGA Groundwater -----

Analyte	Frequency of Detection	Detected Range	Nondetected Range	Distribution	Arithmetic Mean	Units
Aluminum	9/16	2.76E-01 - 2.16E+01	1.00E-01 - 1.00E+00	L	1.59E+00	mg/L
Barium	32/33	3.50E-02 - 3.60E-01	7.00E-02 - 7.00E-02	N	1.04E-01	mg/L
Calcium	33/33	1.56E+01 - 3.99E+01		N	1.31E+01	mg/L
Chloride	33/33	2.20E+01 - 1.20E+02		N	2.84E+01	mg/L
Chromium	11/33	7.10E-02 - 8.62E+00	5.00E-02 - 6.00E-02	L	7.23E-02	mg/L
Copper	5/33	2.60E-02 - 1.31E-01	1.00E-02 - 1.00E-01	L	8.86E-03	mg/L

Table 2.6 Data summary for detected analytes (continued)

----- AREA_CODE=c MEDIA=RGa Groundwater -----
(continued)

Analyte	Frequency of Detection	Detected Range	Nondetected Range	Distribution	Arithmetic Mean	Units
Fluoride	28/32	1.00E-01 - 2.40E-01	1.00E-01 - 1.00E-01	N	1.67E-01	mg/L
Iron	25/33	2.10E-01 - 6.64E+01	1.00E-02 - 3.60E-01	L	3.44E+00	mg/L
Magnesium	33/33	3.26E+00 - 1.43E+01		N	4.92E+00	mg/L
Manganese	27/33	1.10E-02 - 1.09E+00	2.00E-02 - 1.00E-01	L	1.94E-01	mg/L
Molybdenum	2/16	8.00E-02 - 1.00E-01	5.00E-02 - 1.00E-01	N	3.22E-02	mg/L
Nickel	10/33	1.10E-01 - 6.73E-01	5.00E-02 - 1.00E-01	L	9.02E-02	mg/L
Nitrate as Nitrogen	20/33	1.00E+00 - 3.00E+00	1.00E+00 - 1.00E+00	L	1.40E+00	mg/L
Potassium	5/30	2.90E+00 - 8.33E+00	2.00E+00 - 1.05E+01	L	2.87E+00	mg/L
Silica	16/16	1.10E+01 - 3.60E+01		L	1.06E+01	mg/L
Sodium	33/33	2.68E+01 - 8.74E+01		L	2.62E+01	mg/L
Sulfate	4/4	1.75E+01 - 3.35E+01		N	1.27E+01	mg/L
Tetraoxo-sulfate(1-)	29/29	3.80E+00 - 1.43E+02		L	1.35E+01	mg/L
Uranium	2/58	1.00E-03 - 1.00E-03	1.00E-03 - 1.00E-03	N	1.00E-03	mg/L
Vanadium	8/10	5.30E-02 - 1.31E-01	5.00E-02 - 5.00E-02	L	8.71E-02	mg/L
Zinc	11/33	1.10E-02 - 1.30E-01	5.00E-03 - 2.50E-01	L	2.01E-02	mg/L
1,1-Dichloroethene	2/72	8.00E-03 - 6.50E-02	5.00E-03 - 5.00E-01	L	4.48E-04	mg/L
Chloroform	2/72	5.00E-03 - 5.00E-03	5.00E-03 - 5.00E-01	L	5.28E-02	mg/L
Trichloroethene	78/112	1.00E-03 - 1.50E+00	1.00E-03 - 1.00E-03	N	3.50E-01	mg/L
cis-1,2-Dichloroethene	2/72	5.00E-03 - 9.80E-03	5.00E-03 - 5.00E-01	L	2.54E-03	mg/L
Alpha activity	91/111	1.00E-01 - 1.92E+01	-5.30E+00 --2.00E-01	L	3.06E+00	pCi/L
Beta activity	110/111	2.00E+00 - 2.02E+03	0.00E+00 - 0.00E+00	N	5.73E+01	pCi/L
Radon-222	16/16	2.36E+02 - 6.59E+03		L	4.69E+02	pCi/L
Technetium-99	108/113	1.00E+00 - 3.15E+03	-3.00E+00 - 0.00E+00	N	1.55E+02	pCi/L

----- AREA_CODE=c MEDIA=UCRS Groundwater -----

Analyte	Frequency of Detection	Detected Range	Nondetected Range	Distribution	Arithmetic Mean	Units
Aluminum	6/6	2.94E-01 - 5.92E+00		N	9.61E-01	mg/L
Barium	6/6	6.40E-02 - 1.61E-01		N	5.02E-02	mg/L
Calcium	6/6	1.17E+01 - 3.45E+01		N	9.72E+00	mg/L
Chloride	5/5	1.00E+01 - 6.10E+01		N	1.13E+01	mg/L
Iron	6/6	1.39E-01 - 6.44E+00		N	9.26E-01	mg/L
Magnesium	6/6	4.08E+00 - 1.32E+01		N	3.48E+00	mg/L
Manganese	6/6	2.00E-02 - 3.22E-01		N	7.56E-02	mg/L
Nitrate as Nitrogen	2/5	1.20E+00 - 1.20E+00	1.00E+00 - 1.00E+00	N	5.40E-01	mg/L
Potassium	1/6	2.44E+00 - 2.44E+00	2.00E+00 - 2.00E+00	N	1.04E+00	mg/L

Table 2.6 Data summary for detected analytes (continued)

----- AREA_CODE=c MEDIA=UCRS Groundwater -----
(continued)

Analyte	Frequency of Detection	Detected Range	Nondetected Range	Distribution	Arithmetic Mean	Units
Silica	5/5	2.30E+01 - 6.40E+01		N	1.99E+01	mg/L
Sodium	6/6	2.07E+01 - 9.14E+01		N	2.59E+01	mg/L
Tetraoxo-sulfate(1-)	5/5	8.00E+00 - 1.28E+02		N	3.32E+01	mg/L
Uranium	2/10	1.00E-03 - 4.00E-03	1.00E-03 - 1.00E-03	N	1.30E-03	mg/L
Vanadium	4/6	5.60E-02 - 7.10E-02	5.00E-02 - 5.00E-02	N	2.95E-02	mg/L
Zinc	5/6	6.00E-03 - 6.90E-02	5.00E-03 - 5.00E-03	N	1.24E-02	mg/L
Benzene	1/7	1.00E-03 - 1.00E-03	5.00E-03 - 5.00E-03	N	2.21E-03	mg/L
Chloroform	6/8	5.00E-03 - 1.70E-02	5.00E-03 - 5.00E-03	L	8.46E-03	mg/L
Trichloroethene	5/22	1.00E-03 - 9.40E-02	1.00E-03 - 1.00E-03	L	4.39E-04	mg/L
Alpha activity	20/23	4.00E-01 - 1.33E+01	-3.10E+00 - 0.00E+00	L	4.14E+00	pCi/L
Beta activity	23/23	3.00E+00 - 9.50E+01		L	2.10E+01	pCi/L
Technetium-99	23/23	2.00E+00 - 9.40E+01		N	4.68E+01	pCi/L

----- AREA_CODE=d MEDIA=McNairy Groundwater -----

Analyte	Frequency of Detection	Detected Range	Nondetected Range	Distribution	Arithmetic Mean	Units
Aluminum	5/9	1.08E-01 - 2.10E-01	1.00E-01 - 7.50E-01	L	1.70E-01	mg/L
Barium	13/13	1.32E-01 - 1.68E-01		N	7.62E-02	mg/L
Calcium	13/13	1.71E+01 - 2.18E+01		N	9.88E+00	mg/L
Chloride	13/13	6.90E+00 - 1.10E+01		L	4.15E+00	mg/L
Copper	2/13	1.60E-02 - 2.00E-02	1.00E-02 - 1.00E-01	L	1.07E-02	mg/L
Fluoride	11/11	1.60E-01 - 1.80E-01		N	1.73E-01	mg/L
Iron	13/13	2.34E+00 - 1.02E+01		L	3.01E+00	mg/L
Magnesium	13/13	6.40E+00 - 7.51E+00		L	3.41E+00	mg/L
Manganese	13/13	3.14E-01 - 5.14E-01		N	2.13E-01	mg/L
Potassium	9/12	4.37E+00 - 1.23E+01	1.05E+01 - 1.05E+01	N	4.08E+00	mg/L
Silica	9/9	2.30E+01 - 3.40E+01		L	1.41E+01	mg/L
Sodium	13/13	1.50E+01 - 2.10E+01		N	9.10E+00	mg/L
Tetraoxo-sulfate(1-)	10/10	2.50E+01 - 2.89E+01		N	1.36E+01	mg/L
Thallium	1/7	1.02E+00 - 1.02E+00	5.60E-02 - 4.70E-01	L	1.26E-01	mg/L
Vanadium	4/7	5.10E-02 - 6.60E-02	5.00E-02 - 5.00E-02	L	5.36E-02	mg/L
Zinc	12/13	3.70E-02 - 1.90E-01	2.50E-01 - 2.50E-01	L	1.10E-01	mg/L
Trichloroethene	1/15	3.00E-03 - 3.00E-03	1.00E-03 - 5.00E-03	L	1.35E-03	mg/L
Alpha activity	13/15	1.80E+00 - 6.70E+00	-7.00E-01 - 0.00E+00	N	1.38E+00	pCi/L
Beta activity	15/15	1.00E+00 - 4.70E+01		L	7.48E+00	pCi/L
Neptunium-237	4/7	1.00E-01 - 4.00E-01	-1.00E-01 - 0.00E+00	N	6.43E-02	pCi/L

Table 2.6 Data summary for detected analytes (continued)

----- AREA_CODE=d MEDIA=McNairy Groundwater -----
(continued)

Analyte	Frequency of Detection	Detected Range	Nondetected Range	Distribution	Arithmetic Mean	Units
Plutonium-239	1/7	1.00E-01 - 1.00E-01	0.00E+00 - 0.00E+00	N	7.14E-03	pCi/L
Radium-226	6/6	1.00E-01 - 8.00E-01		N	2.17E-01	pCi/L
Radon-222	13/13	3.70E+01 - 1.45E+02		N	4.30E+01	pCi/L
Technetium-99	11/15	2.00E+00 - 2.30E+01	-7.00E+00 - 0.00E+00	L	1.15E+01	pCi/L
Thorium-230	5/7	1.00E-01 - 8.00E-01	0.00E+00 - 0.00E+00	L	3.74E-01	pCi/L

----- AREA_CODE=d MEDIA=Other Groundwater -----

Analyte	Frequency of Detection	Detected Range	Nondetected Range	Distribution	Arithmetic Mean	Units
Methylene chloride	1/1	5.00E-03 - 5.00E-03		NT	2.50E-03	mg/L

----- AREA_CODE=d MEDIA=RGA Groundwater -----

Analyte	Frequency of Detection	Detected Range	Nondetected Range	Distribution	Arithmetic Mean	Units
Aluminum	34/39	6.59E-02 - 1.33E+01	1.00E-01 - 7.50E-01	L	8.35E-01	mg/L
Arsenic	4/98	2.50E-03 - 1.20E-01	1.00E-03 - 5.00E-03	N	3.00E-03	mg/L
Barium	65/68	1.00E-02 - 6.86E-01	5.00E-02 - 7.00E-02	L	2.11E-01	mg/L
Beryllium	1/65	1.20E-03 - 1.20E-03	3.00E-04 - 2.50E-02	L	5.45E-03	mg/L
Cadmium	2/100	2.40E-03 - 3.70E-03	2.00E-03 - 1.00E-01	L	1.83E-03	mg/L
Calcium	66/66	2.88E+00 - 4.67E+01		L	1.05E+01	mg/L
Chloride	59/59	2.90E+00 - 1.73E+02		L	2.27E+01	mg/L
Chromium	15/95	2.40E-03 - 4.60E-01	2.00E-03 - 6.00E-02	N	3.02E-02	mg/L
Cobalt	7/65	4.60E-03 - 4.50E-02	2.40E-03 - 1.00E-01	N	2.23E-02	mg/L
Copper	6/67	4.10E-03 - 2.50E-02	2.00E-03 - 1.00E-01	L	4.46E-03	mg/L
Fluoride	39/58	1.00E-01 - 5.20E-01	1.00E-01 - 1.00E-01	N	1.39E-01	mg/L
Iron	54/69	2.60E-02 - 1.98E+01	1.00E-02 - 3.60E-01	L	1.40E+00	mg/L
Lead	13/88	2.40E-03 - 2.50E-01	1.00E-03 - 2.50E-01	N	5.84E-02	mg/L
Magnesium	69/69	8.79E-01 - 4.72E+01		L	4.80E+00	mg/L
Manganese	63/69	8.00E-03 - 6.32E+00	5.00E-03 - 5.00E-02	L	7.22E-01	mg/L
Nickel	22/70	7.40E-03 - 3.27E-01	4.20E-03 - 1.00E-01	L	4.89E-02	mg/L
Nitrate as Nitrogen	17/59	1.00E+00 - 2.20E+00	1.00E+00 - 1.00E+00	N	5.65E-01	mg/L
Potassium	25/61	1.25E+00 - 1.70E+01	2.00E+00 - 1.05E+01	L	3.06E+00	mg/L

Table 2.6 Data summary for detected analytes (continued)

----- AREA_CODE=d MEDIA=RGa Groundwater -----
(continued)

Analyte	Frequency of Detection	Detected Range	Nondetected Range	Distribution	Arithmetic Mean	Units
Selenium	3/87	1.00E-03 - 4.90E-03	1.00E-03 - 1.50E-02	N	2.51E-03	mg/L
Silica	32/32	1.20E+01 - 4.40E+01		L	1.09E+01	mg/L
Silver	1/37	2.60E-03 - 2.60E-03	2.00E-03 - 6.00E-02	L	3.13E-02	mg/L
Sodium	69/69	3.71E+00 - 2.66E+02		L	1.14E+01	mg/L
Strontium	3/3	3.20E-01 - 3.33E-01		N	1.62E-01	mg/L
Tetraoxo-sulfate(1-)	37/54	1.80E+00 - 2.00E+01	5.00E+00 - 5.00E+00	L	7.06E+00	mg/L
Tin	1/1	8.00E-01 - 8.00E-01		NT	4.00E-01	mg/L
Uranium	6/120	1.00E-03 - 2.00E-02	1.00E-03 - 1.00E-02	N	1.79E-03	mg/L
Vanadium	17/35	1.40E-03 - 4.36E-01	1.00E-03 - 5.00E-02	L	3.26E-02	mg/L
Zinc	27/67	5.00E-03 - 8.28E-02	5.00E-03 - 2.50E-01	L	1.54E-02	mg/L
Bis(2-ethylhexyl)phthalate	2/7	1.00E-03 - 2.00E-03	9.00E-03 - 1.00E-02	L	1.68E-02	mg/L
Butyl benzyl phthalate	1/7	1.00E-03 - 1.00E-03	9.00E-03 - 1.00E-02	N	4.29E-03	mg/L
Di-n-butyl phthalate	1/7	2.10E-02 - 2.10E-02	1.00E-02 - 1.00E-02	N	5.79E-03	mg/L
Dimethylbenzene	1/114	2.20E+00 - 2.20E+00	5.00E-03 - 5.00E+00	N	4.08E-02	mg/L
Ethylbenzene	1/114	8.70E-01 - 8.70E-01	5.00E-03 - 2.50E+00	N	2.03E-02	mg/L
Methylene chloride	7/9	4.00E-03 - 1.30E-01	5.00E-03 - 5.00E-03	L	1.81E-02	mg/L
Tetrachloroethene	1/95	5.00E-03 - 5.00E-03	5.00E-03 - 2.50E+00	N	1.93E-02	mg/L
Trichloroethene	149/204	1.00E-03 - 2.30E+01	1.00E-03 - 5.00E-03	N	5.12E-01	mg/L
cis-1,2-Dichloroethene	8/95	1.80E-03 - 2.90E-02	5.00E-03 - 5.00E+00	N	8.92E-02	mg/L
Alpha activity	126/166	1.00E-01 - 1.13E+01	-4.70E+00 - 1.00E+03	N	2.81E+01	pCi/L
Americium-241	1/2	5.00E-01 - 5.00E-01	-1.30E+00 - -1.30E+00	N	-2.00E-01	pCi/L
Beta activity	152/166	1.00E+00 - 1.00E+03	-3.00E+00 - 1.00E+03	N	3.45E+01	pCi/L
Cesium-137	3/4	1.00E-01 - 2.07E+01	1.81E+01 - 1.81E+01	N	4.97E+00	pCi/L
Cobalt-60	1/2	2.00E-01 - 2.00E-01	-3.00E-01 - -3.00E-01	N	-2.50E-02	pCi/L
Neptunium-237	11/15	1.00E-01 - 5.00E-01	-3.00E-01 - -2.00E-01	L	2.80E-01	pCi/L
Plutonium-239	1/15	2.00E-01 - 2.00E-01	0.00E+00 - 0.00E+00	N	6.67E-03	pCi/L
Radium-226	13/14	1.00E-01 - 2.00E+00	0.00E+00 - 0.00E+00	L	6.78E-01	pCi/L
Radon-222	44/44	7.10E+01 - 9.48E+03		L	2.99E+02	pCi/L
Technetium-99	168/214	4.00E-01 - 3.67E+02	-7.90E+00 - 8.80E-01	L	1.99E+01	pCi/L
Thorium-230	12/15	1.00E-01 - 1.00E+00	-3.00E-01 - 0.00E+00	N	1.53E-01	pCi/L
Uranium-234	6/7	3.44E-02 - 2.90E+00	9.00E-02 - 9.00E-02	L	3.89E-01	pCi/L
Uranium-235	4/6	4.00E-02 - 2.48E-01	3.00E-02 - 8.00E-02	N	1.08E-01	pCi/L
Uranium-238	4/7	9.00E-02 - 6.69E+00	7.00E-02 - 1.20E-01	L	3.54E-01	pCi/L

Table 2.6 Data summary for detected analytes (continued)

----- AREA_CODE=d MEDIA=UCRS Groundwater -----

Analyte	Frequency of Detection	Detected Range	Nondetected Range	Distribution	Arithmetic Mean	Units
Aluminum	41/43	1.12E-01 - 6.24E+01	1.00E-01 - 1.00E+00	L	2.99E+00	mg/L
Ammonia as Nitrogen	2/4	6.00E-02 - 1.60E-01	3.00E-02 - 3.00E-02	N	3.50E-02	mg/L
Antimony	2/39	2.48E-02 - 2.57E-02	2.00E-02 - 1.85E-01	L	2.09E-02	mg/L
Arsenic	7/46	2.30E-03 - 2.20E-02	1.00E-03 - 5.00E-03	L	1.83E-03	mg/L
Barium	41/48	1.80E-02 - 8.88E-01	5.00E-02 - 7.00E-02	L	1.98E-01	mg/L
Beryllium	1/39	1.70E-03 - 1.70E-03	1.00E-03 - 1.50E-02	L	2.96E-03	mg/L
Cadmium	1/48	1.20E-02 - 1.20E-02	2.00E-03 - 1.00E-01	L	1.25E-02	mg/L
Calcium	38/38	1.50E+00 - 3.78E+02		L	3.12E+01	mg/L
Chloride	38/38	5.38E+00 - 3.10E+02		L	4.32E+01	mg/L
Chromium	9/40	2.70E-03 - 1.30E-01	5.00E-02 - 6.00E-02	N	2.53E-02	mg/L
Cobalt	7/39	4.40E-03 - 6.76E-02	4.50E-02 - 5.00E-02	N	2.24E-02	mg/L
Copper	12/38	2.00E-03 - 3.30E-02	1.00E-02 - 2.50E-02	L	8.57E-03	mg/L
Cyanide	2/5	5.00E-03 - 1.00E-02	3.00E-03 - 3.00E-03	N	2.40E-03	mg/L
Fluoride	23/38	1.00E-01 - 4.50E-01	2.00E-02 - 2.00E-01	L	1.74E-01	mg/L
Iron	47/47	5.90E-02 - 7.54E+01		L	2.80E+01	mg/L
Kjeldahl Nitrogen	3/4	6.78E-01 - 8.95E+00	8.00E+00 - 8.00E+00	N	2.39E+01	mg/L
Lead	7/39	3.30E-03 - 1.38E+00	1.00E-03 - 2.50E-01	L	1.05E-02	mg/L
Magnesium	47/47	5.85E-01 - 9.40E+01		L	1.46E+01	mg/L
Manganese	47/47	8.00E-03 - 2.70E+01		L	1.01E+01	mg/L
Mercury	1/28	2.00E-04 - 2.00E-04	2.00E-04 - 3.00E-04	N	1.02E-04	mg/L
Nickel	8/48	8.20E-03 - 9.30E-02	5.00E-02 - 1.00E-01	N	3.09E-02	mg/L
Nitrate as Nitrogen	12/34	1.20E+00 - 2.69E+01	1.00E+00 - 1.00E+00	L	1.16E+00	mg/L
Nitrate/Nitrite	2/4	1.30E-01 - 9.38E+00	5.00E-02 - 5.00E-02	N	1.20E+00	mg/L
Orthophosphate	3/3	1.50E-01 - 1.60E-01		N	7.83E-02	mg/L
Potassium	22/46	7.76E-01 - 2.98E+01	2.00E+00 - 2.00E+00	L	4.42E+00	mg/L
Selenium	5/29	1.70E-03 - 8.70E-03	1.00E-03 - 1.50E-02	L	1.96E-03	mg/L
Silica	38/38	9.00E+00 - 6.70E+01		L	1.17E+01	mg/L
Silver	2/11	3.30E-03 - 4.40E-03	2.00E-03 - 6.00E-02	L	2.40E-03	mg/L
Sodium	47/47	5.03E+00 - 2.79E+02		L	3.42E+01	mg/L
Strontium	9/10	7.46E-01 - 1.64E+00	1.21E+00 - 1.21E+00	L	1.12E+00	mg/L
Sulfate	3/4	1.20E+01 - 5.90E+01	3.00E+01 - 3.00E+01	N	1.51E+01	mg/L
Sulfide	3/4	1.20E+00 - 6.40E+01	1.00E+00 - 1.00E+00	N	8.53E+00	mg/L
Tetraoxo-sulfate(1-)	29/33	5.00E+00 - 6.95E+02	5.00E+00 - 5.00E+00	L	6.30E+01	mg/L
Uranium	19/45	1.00E-03 - 1.30E-01	1.00E-03 - 1.00E-03	N	2.48E-02	mg/L

Table 2.6 Data summary for detected analytes (continued)

----- AREA_CODE=d MEDIA=UCRS Groundwater -----
(continued)

Analyte	Frequency of Detection	Detected Range	Nondetected Range	Distribution	Arithmetic Mean	Units
Vanadium	30/34	2.20E-03 - 7.11E-01	1.00E-03 - 5.00E-02	L	1.27E-01	mg/L
Zinc	19/39	2.70E-03 - 9.90E-02	5.00E-03 - 3.00E-02	L	1.43E-02	mg/L
1,1,1-Trichloroethane	2/24	3.00E-03 - 1.60E-02	5.00E-03 - 5.00E-01	L	1.86E-03	mg/L
1,1-Dichloroethane	1/23	8.00E-03 - 8.00E-03	5.00E-03 - 5.00E-01	L	6.84E-03	mg/L
1,1-Dichloroethene	7/29	7.00E-03 - 2.00E-01	5.00E-03 - 5.00E-01	L	3.35E-03	mg/L
1,2-Dichloroethane	1/23	2.00E-03 - 2.00E-03	5.00E-03 - 5.00E-01	L	6.68E-03	mg/L
1,2-Dichloroethene	1/7	5.00E-03 - 5.00E-03	5.00E-03 - 5.00E-03	N	2.50E-03	mg/L
Benzene	1/98	5.00E-03 - 5.00E-03	5.00E-03 - 5.00E-01	N	3.28E-02	mg/L
Dimethylbenzene	12/98	2.00E-01 - 2.80E+00	5.00E-03 - 5.00E-01	N	9.72E-02	mg/L
Ethylbenzene	14/99	3.20E-02 - 1.50E+00	5.00E-03 - 1.00E-01	N	6.99E-02	mg/L
Fluorene	1/12	7.00E-03 - 7.00E-03	5.00E-03 - 1.00E-02	L	3.86E-03	mg/L
Methylene chloride	6/6	5.00E-03 - 1.80E-02		N	3.92E-03	mg/L
Naphthalene	1/12	4.70E-02 - 4.70E-02	5.00E-03 - 1.00E-02	L	5.23E-03	mg/L
Phenanthrene	1/12	5.00E-03 - 5.00E-03	5.00E-03 - 1.00E-02	N	3.75E-03	mg/L
Trichloroethene	57/121	1.00E-03 - 9.80E+01	1.00E-03 - 1.00E-01	N	2.95E+00	mg/L
cis-1,2-Dichloroethene	2/18	8.00E-03 - 9.00E-03	5.00E-03 - 5.00E-01	L	2.98E-03	mg/L
Alpha activity	107/115	2.00E-01 - 5.75E+01	-5.00E+00 - 6.53E+00	L	7.60E+00	pCi/L
Beta activity	112/115	1.00E+00 - 1.00E+03	0.00E+00 - 1.15E+01	L	5.23E+01	pCi/L
Neptunium-237	1/2	2.37E+00 - 2.37E+00	8.00E-02 - 8.00E-02	N	6.13E-01	pCi/L
Plutonium-238	2/2	1.00E-01 - 1.10E-01		N	5.25E-02	pCi/L
Radon-222	5/5	1.35E+02 - 5.12E+02		N	1.58E+02	pCi/L
Technetium-99	103/118	1.00E+00 - 1.01E+03	-7.00E+00 - 7.50E-01	L	4.71E+01	pCi/L
Thorium-228	2/2	3.40E-01 - 6.40E-01		N	2.45E-01	pCi/L
Thorium-230	2/2	3.70E-01 - 6.90E-01		N	2.65E-01	pCi/L
Thorium-232	2/2	1.80E-01 - 4.90E-01		N	1.68E-01	pCi/L
Uranium-234	5/5	1.50E-01 - 1.84E+01		N	4.60E+00	pCi/L
Uranium-235	1/1	1.22E+00 - 1.22E+00		NT	1.22E+00	pCi/L
Uranium-238	4/5	4.50E-01 - 4.19E+01	2.10E-01 - 2.10E-01	N	9.35E+00	pCi/L

----- AREA_CODE=e MEDIA=McNairy Groundwater -----

Analyte	Frequency of Detection	Detected Range	Nondetected Range	Distribution	Arithmetic Mean	Units
Aluminum	6/40	2.08E+00 - 9.04E+01	6.25E-01 - 1.00E+00	L	8.98E-02	mg/L
Arsenic	2/11	7.30E-03 - 3.60E-02	5.00E-03 - 5.00E-03	L	2.22E-03	mg/L
Barium	6/11	9.20E-02 - 6.70E-01	5.00E-02 - 7.00E-02	L	1.40E-01	mg/L
Beryllium	1/11	1.70E-02 - 1.70E-02	4.00E-03 - 2.50E-02	N	8.23E-03	mg/L

Table 2.6 Data summary for detected analytes (continued)

----- AREA_CODE=e MEDIA=McNairy Groundwater -----
(continued)

Analyte	Frequency of Detection	Detected Range	Nondetected Range	Distribution	Arithmetic Mean	Units
Cadmium	1/11	2.10E-02 - 2.10E-02	1.00E-02 - 1.00E-01	L	2.61E-02	mg/L
Calcium	41/41	4.20E+00 - 1.18E+02		L	4.08E+00	mg/L
Chloride	38/38	1.45E+01 - 2.42E+01		N	1.09E+01	mg/L
Chromium	2/9	5.60E-02 - 2.32E-01	5.00E-02 - 6.00E-02	L	3.82E-02	mg/L
Cobalt	1/11	1.21E-01 - 1.21E-01	4.50E-02 - 1.00E-01	L	3.18E-02	mg/L
Copper	3/11	1.30E-02 - 1.63E-01	2.50E-02 - 1.00E-01	L	2.47E-02	mg/L
Fluoride	20/20	1.40E-01 - 3.90E-01		N	2.85E-01	mg/L
Iron	41/41	5.04E+00 - 1.79E+02		L	1.33E+01	mg/L
Magnesium	41/41	2.14E+00 - 6.46E+01		L	2.20E+00	mg/L
Manganese	41/41	3.57E-01 - 3.91E+00		L	4.66E-01	mg/L
Nickel	2/11	1.07E-01 - 1.09E-01	5.00E-02 - 1.00E-01	N	4.85E-02	mg/L
Nitrate as Nitrogen	1/38	1.00E+00 - 1.00E+00	1.00E+00 - 1.00E+00	N	5.00E-01	mg/L
Potassium	27/40	4.54E+00 - 8.61E+01	5.00E+00 - 1.05E+01	L	1.27E+01	mg/L
Silica	30/30	1.10E+01 - 5.80E+01		N	1.87E+01	mg/L
Sodium	41/41	1.49E+01 - 7.65E+01		L	9.68E+00	mg/L
Sulfate	2/2	1.90E+01 - 1.17E+03		N	2.97E+02	mg/L
Tetraoxo-sulfate(1-)	36/36	9.60E+00 - 1.97E+01		N	8.48E+00	mg/L
Thallium	1/4	1.23E-01 - 1.23E-01	6.00E-02 - 4.70E-01	N	8.91E-02	mg/L
Total Phosphate as Phosphorus	1/35	5.20E+00 - 5.20E+00	2.00E+00 - 2.00E+00	N	1.05E+00	mg/L
Uranium	2/11	2.00E-03 - 1.80E-02	1.00E-03 - 1.00E-03	L	3.02E-04	mg/L
Vanadium	3/4	5.70E-02 - 8.36E-01	4.00E-02 - 4.00E-02	N	2.05E-01	mg/L
Zinc	8/11	2.60E-02 - 5.64E-01	1.00E-01 - 2.50E-01	L	9.88E-02	mg/L
Trichloroethene	5/52	2.00E-03 - 7.00E-03	1.00E-03 - 1.00E-02	N	1.46E-03	mg/L
Alpha activity	43/48	5.00E-01 - 1.07E+02	-1.80E+01 --1.70E+00	L	5.20E+00	pCi/L
Beta activity	48/48	7.00E+00 - 2.36E+02		L	2.11E+01	pCi/L
Radon-222	31/31	1.43E+02 - 3.91E+02		N	1.29E+02	pCi/L
Technetium-99	40/53	1.00E+00 - 5.30E+01	-1.29E+01 - 0.00E+00	L	9.41E+00	pCi/L
Thorium-230	1/1	1.00E-01 - 1.00E-01		NT	5.00E-02	pCi/L

----- AREA_CODE=e MEDIA=RGA Groundwater -----

Analyte	Frequency of Detection	Detected Range	Nondetected Range	Distribution	Arithmetic Mean	Units
Aluminum	94/348	1.04E-01 - 4.81E+01	3.00E-02 - 1.00E+00	N	5.14E-01	mg/L
Arsenic	1/158	7.00E-03 - 7.00E-03	5.00E-03 - 5.00E-03	N	2.51E-03	mg/L
Barium	158/159	2.10E-02 - 4.98E-01	7.00E-02 - 7.00E-02	L	1.78E-01	mg/L
Beryllium	3/158	5.00E-03 - 6.00E-03	4.00E-03 - 2.50E-02	N	5.52E-03	mg/L

Table 2.6 Data summary for detected analytes (continued)

----- AREA_CODE=e MEDIA=RGa Groundwater -----
(continued)

Analyte	Frequency of Detection	Detected Range	Nondetected Range	Distribution	Arithmetic Mean	Units
Cadmium	2/159	1.00E-02 - 2.40E-02	1.00E-02 - 1.00E-01	N	1.41E-02	mg/L
Calcium	374/374	4.63E+00 - 7.82E+01		N	1.11E+01	mg/L
Chloride	345/345	6.00E+00 - 4.99E+01		N	1.64E+01	mg/L
Chromium	11/161	5.00E-02 - 1.12E-01	5.00E-02 - 6.00E-02	N	2.76E-02	mg/L
Cobalt	2/159	5.40E-02 - 8.10E-02	4.50E-02 - 1.00E-01	N	2.57E-02	mg/L
Copper	29/159	1.00E-02 - 1.87E+00	1.00E-02 - 1.00E-01	N	2.65E-02	mg/L
Fluoride	217/222	1.00E-01 - 6.50E-01	1.00E-01 - 1.00E-01	N	1.53E-01	mg/L
Iron	226/378	3.40E-02 - 2.91E+02	2.00E-01 - 5.00E-01	N	1.95E+00	mg/L
Lead	1/69	6.00E-02 - 6.00E-02	5.00E-02 - 2.50E-01	N	1.16E-01	mg/L
Magnesium	376/376	1.93E+00 - 1.42E+01		N	4.44E+00	mg/L
Manganese	158/375	1.10E-02 - 5.93E+00	5.00E-03 - 1.00E-01	N	5.22E-02	mg/L
Molybdenum	1/129	6.60E-02 - 6.60E-02	5.00E-02 - 1.00E-01	N	2.83E-02	mg/L
Nickel	21/160	3.30E-02 - 2.59E-01	1.00E-02 - 1.00E-01	N	4.01E-02	mg/L
Nitrate as Nitrogen	328/346	1.00E+00 - 1.42E+01	1.00E-01 - 1.00E+00	N	1.11E+00	mg/L
Potassium	44/353	1.40E+00 - 4.41E+01	2.00E+00 - 1.05E+01	N	3.09E+00	mg/L
Silica	207/208	8.00E+00 - 3.50E+01	5.00E+00 - 5.00E+00	N	8.59E+00	mg/L
Silver	1/59	3.90E-01 - 3.90E-01	5.00E-02 - 6.00E-02	N	3.14E-02	mg/L
Sodium	376/376	5.56E+00 - 6.30E+01		N	1.47E+01	mg/L
Sulfate	21/22	6.50E+00 - 3.56E+02	5.00E+00 - 5.00E+00	L	2.74E+01	mg/L
Tetraoxo-sulfate(1-)	323/323	3.00E+00 - 5.00E+01		N	8.67E+00	mg/L
Thallium	2/99	7.20E-02 - 1.00E-01	5.60E-02 - 4.70E-01	N	7.17E-02	mg/L
Total Phosphate as Phosphorus	3/248	2.20E+00 - 2.80E+00	2.00E+00 - 2.00E+00	N	1.00E+00	mg/L
Uranium	8/132	1.00E-03 - 1.20E-02	1.00E-03 - 1.00E-03	N	1.14E-03	mg/L
Vanadium	74/102	4.50E-02 - 2.76E-01	4.00E-02 - 2.50E-01	L	7.62E-02	mg/L
Zinc	69/161	7.00E-03 - 4.00E-01	5.00E-03 - 2.50E-01	L	2.67E-02	mg/L
2-Butanone	2/2	1.60E-02 - 1.70E-01		N	4.65E-02	mg/L
Acetone	1/1	1.40E-02 - 1.40E-02		NT	7.00E-03	mg/L
Dimethylbenzene	1/350	6.00E-03 - 6.00E-03	5.00E-03 - 1.00E+00	N	7.52E-02	mg/L
Trichloroethene	439/472	1.00E-03 - 1.67E+02	1.00E-03 - 1.00E-02	N	8.11E-01	mg/L
trans-1,2-Dichloroethene	1/422	5.00E-03 - 5.00E-03	5.00E-03 - 5.00E-01	N	7.56E-02	mg/L
Alpha activity	390/532	1.00E-01 - 1.88E+02	-6.18E+01 - 1.00E+03	L	4.84E+00	pCi/L
Beta activity	530/532	1.00E+00 - 1.81E+03	-4.00E+00 --2.00E+00	N	1.66E+02	pCi/L
Cobalt-60	1/1	8.00E-01 - 8.00E-01		NT	4.00E-01	pCi/L
Neptunium-237	8/14	1.00E-01 - 5.00E-01	-3.00E-01 - 0.00E+00	N	1.07E-02	pCi/L
Plutonium-239	3/14	1.00E-01 - 1.00E-01	0.00E+00 - 0.00E+00	N	1.07E-02	pCi/L
Radium-226	1/1	2.00E-01 - 2.00E-01		NT	1.00E-01	pCi/L
Radon-222	255/255	5.10E+01 - 8.61E+02		N	1.95E+02	pCi/L
Technetium-99	526/547	1.00E+00 - 2.11E+03	-1.00E+00 - 2.50E+01	N	4.28E+02	pCi/L
Thorium-230	11/14	1.00E-01 - 1.60E+00	-4.00E-01 - 0.00E+00	N	2.14E-01	pCi/L

Table 2.6 Data summary for detected analytes (continued)

----- AREA_CODE=e MEDIA=UCRS Groundwater -----

Analyte	Frequency of Detection	Detected Range	Nondetected Range	Distribution	Arithmetic Mean	Units
Aluminum	16/28	4.07E-01 - 8.00E+01	7.50E-01 - 1.00E+00	L	2.31E+00	mg/L
Arsenic	1/6	8.00E-03 - 8.00E-03	5.00E-03 - 5.00E-03	N	2.75E-03	mg/L
Barium	6/6	2.83E-01 - 1.01E+00		N	3.01E-01	mg/L
Calcium	27/28	1.55E+01 - 6.92E+01	2.00E+00 - 2.00E+00	L	2.40E+01	mg/L
Chloride	22/22	6.80E+00 - 2.13E+02		L	7.99E+00	mg/L
Chromium	1/6	1.30E-01 - 1.30E-01	5.00E-02 - 6.00E-02	N	3.25E-02	mg/L
Copper	1/6	1.00E-01 - 1.00E-01	1.00E-02 - 1.00E-01	N	3.50E-02	mg/L
Fluoride	5/5	3.70E-01 - 5.50E-01		N	4.68E-01	mg/L
Iron	23/28	3.37E-01 - 6.80E+01	2.00E-01 - 3.00E-01	L	2.59E+00	mg/L
Magnesium	27/28	6.10E+00 - 3.10E+01	1.00E-01 - 1.00E-01	N	4.38E+00	mg/L
Manganese	5/28	5.00E-02 - 1.60E-01	5.00E-02 - 1.00E-01	L	4.16E-02	mg/L
Nickel	2/6	1.45E-01 - 5.35E-01	1.00E-01 - 1.00E-01	N	9.00E-02	mg/L
Nitrate as Nitrogen	1/22	1.00E+00 - 1.00E+00	1.00E+00 - 1.00E+00	N	5.00E-01	mg/L
Potassium	2/28	2.20E+00 - 3.05E+00	5.00E+00 - 1.05E+01	L	2.81E+00	mg/L
Silica	26/26	2.80E+01 - 4.30E+01		N	1.84E+01	mg/L
Sodium	27/28	4.77E+01 - 1.45E+02	5.00E+00 - 5.00E+00	N	3.38E+01	mg/L
Sulfate	1/1	3.42E+01 - 3.42E+01		NT	1.71E+01	mg/L
Tetraoxo-sulfate(1-)	21/21	1.50E+01 - 4.16E+01		N	1.64E+01	mg/L
Uranium	4/5	1.00E-03 - 4.00E-03	1.00E-03 - 1.00E-03	N	2.20E-03	mg/L
Vanadium	3/3	1.95E-01 - 7.60E-01		N	2.05E-01	mg/L
Zinc	2/5	1.60E-02 - 1.60E-01	1.00E-01 - 2.50E-01	N	6.26E-02	mg/L
Trichloroethene	3/34	2.00E-03 - 4.00E-03	1.00E-03 - 1.00E-02	L	1.96E-04	mg/L
Alpha activity	33/34	1.00E-01 - 1.43E+01	-4.30E+00 --4.30E+00	L	4.07E+00	pCi/L
Beta activity	31/34	1.00E+00 - 4.00E+01	-3.00E+00 - 0.00E+00	L	1.18E+01	pCi/L
Radon-222	21/21	4.00E+01 - 2.53E+02		N	7.39E+01	pCi/L
Technetium-99	24/34	1.00E+00 - 1.80E+01	-9.40E+00 - 0.00E+00	N	5.32E+00	pCi/L

----- AREA_CODE=f MEDIA=McNairy Groundwater -----

Analyte	Frequency of Detection	Detected Range	Nondetected Range	Distribution	Arithmetic Mean	Units
Aluminum	2/4	2.65E-01 - 3.93E-01	6.25E-01 - 7.50E-01	N	2.54E-01	mg/L
Barium	5/6	2.59E-01 - 3.54E-01	7.00E-02 - 7.00E-02	N	1.32E-01	mg/L
Calcium	6/6	1.92E+01 - 2.26E+01		N	1.03E+01	mg/L
Chloride	6/6	2.60E+00 - 5.00E+00		N	1.81E+00	mg/L
Fluoride	5/5	2.20E-01 - 2.70E-01		N	2.40E-01	mg/L
Iron	6/6	2.95E+00 - 1.04E+01		N	3.05E+00	mg/L
Magnesium	6/6	5.31E+00 - 6.20E+00		N	2.91E+00	mg/L

Table 2.6 Data summary for detected analytes (continued)

----- AREA_CODE=f MEDIA=McNairy Groundwater -----
(continued)

Analyte	Frequency of Detection	Detected Range	Nondetected Range	Distribution	Arithmetic Mean	Units
Manganese	6/6	2.40E-01 - 3.50E-01		N	1.56E-01	mg/L
Potassium	5/5	1.75E+01 - 3.11E+01		N	1.11E+01	mg/L
Silica	4/4	1.60E+01 - 2.50E+01		N	1.00E+01	mg/L
Sodium	6/6	2.28E+01 - 2.92E+01		N	1.25E+01	mg/L
Tetraoxo-sulfate(1-)	6/6	6.90E+00 - 8.00E+00		N	3.70E+00	mg/L
Zinc	3/6	1.00E-02 - 3.40E-01	3.00E-02 - 2.50E-01	N	5.60E-02	mg/L
Alpha activity	13/13	1.00E+00 - 1.75E+01		L	2.79E+00	pCi/L
Beta activity	13/13	2.20E+01 - 2.34E+02		L	2.60E+01	pCi/L
Radon-222	4/4	1.73E+02 - 2.67E+02		N	1.14E+02	pCi/L
Technetium-99	9/13	1.00E+00 - 2.00E+01	-9.70E+00 - 0.00E+00	N	6.48E+00	pCi/L

----- AREA_CODE=f MEDIA=RGa Groundwater -----

Analyte	Frequency of Detection	Detected Range	Nondetected Range	Distribution	Arithmetic Mean	Units
Aluminum	48/93	1.11E-01 - 4.63E+01	6.20E-01 - 1.00E+00	L	4.44E-01	mg/L
Arsenic	1/104	1.28E-02 - 1.28E-02	5.00E-03 - 5.00E-03	N	2.54E-03	mg/L
Barium	97/98	6.60E-02 - 2.70E+00	5.00E-02 - 5.00E-02	L	2.60E-01	mg/L
Cadmium	3/106	1.00E-02 - 3.42E-01	1.00E-02 - 1.00E-01	N	2.51E-02	mg/L
Calcium	106/106	1.70E+01 - 7.00E+01		L	1.68E+01	mg/L
Chloride	105/105	2.70E+00 - 1.23E+02		N	4.01E+01	mg/L
Chromium	42/91	5.40E-02 - 9.16E-01	5.00E-02 - 6.00E-02	N	7.01E-02	mg/L
Copper	6/106	1.00E-02 - 3.78E-01	1.00E-02 - 1.00E-01	N	2.54E-02	mg/L
Fluoride	88/90	1.10E-01 - 2.30E-01	1.00E-01 - 1.80E-01	L	1.64E-01	mg/L
Iron	88/108	1.10E-02 - 7.44E+01	1.00E-02 - 3.60E-01	L	9.67E-01	mg/L
Magnesium	106/106	5.34E+00 - 2.27E+01		L	6.61E+00	mg/L
Manganese	58/106	5.00E-03 - 2.21E+00	5.00E-03 - 1.00E+00	L	5.01E-02	mg/L
Nickel	35/106	3.10E-02 - 4.48E-01	5.00E-02 - 1.00E-01	L	7.57E-02	mg/L
Nitrate as Nitrogen	82/97	1.00E+00 - 2.90E+00	1.00E+00 - 1.00E+00	L	1.70E+00	mg/L
Potassium	54/102	2.10E+00 - 1.97E+01	2.00E+00 - 1.05E+01	N	2.94E+00	mg/L
Silica	55/55	1.10E+01 - 5.20E+01		L	9.62E+00	mg/L
Sodium	105/106	2.91E+01 - 7.86E+01	5.00E+00 - 5.00E+00	N	2.26E+01	mg/L
Sulfate	21/22	5.00E+00 - 6.76E+01	5.00E+00 - 5.00E+00	L	1.48E+01	mg/L
Tetraoxo-sulfate(1-)	79/83	5.00E+00 - 1.60E+02	5.00E+00 - 5.00E+00	L	3.40E+01	mg/L
Uranium	1/70	3.00E-03 - 3.00E-03	1.00E-03 - 1.00E-03	N	1.03E-03	mg/L
Vanadium	43/45	5.50E-02 - 2.36E-01	5.00E-02 - 5.00E-02	N	6.80E-02	mg/L
Zinc	29/106	5.00E-03 - 3.82E-01	5.00E-03 - 2.50E-01	L	1.34E-02	mg/L

Table 2.6 Data summary for detected analytes (continued)

----- AREA_CODE=f MEDIA=RGA Groundwater -----
(continued)

Analyte	Frequency of Detection	Detected Range	Nondetected Range	Distribution	Arithmetic Mean	Units
1,1-Dichloroethene	3/148	1.60E-03 - 2.00E-02	5.00E-03 - 5.00E+00	L	2.77E-03	mg/L
1,2-Dichloroethene	1/6	1.40E-02 - 1.40E-02	1.00E-02 - 5.00E-02	N	1.41E-02	mg/L
Bis(2-ethylhexyl)phthalate	1/1	2.80E-02 - 2.80E-02		NT	1.40E-02	mg/L
Carbon tetrachloride	2/175	2.00E-04 - 6.00E-04	5.00E-03 - 5.00E+00	L	4.56E-04	mg/L
Diethyl phthalate	1/1	1.10E-02 - 1.10E-02		NT	5.50E-03	mg/L
Trichloroethene	206/214	4.00E-03 - 2.40E+00	1.00E-03 - 3.10E-01	N	6.82E-01	mg/L
cis-1,2-Dichloroethene	6/170	7.00E-04 - 2.20E-02	5.00E-03 - 5.00E+00	L	3.89E-03	mg/L
trans-1,2-Dichloroethene	1/170	1.00E-04 - 1.00E-04	5.00E-03 - 5.00E+00	L	2.52E-01	mg/L
Alpha activity	154/218	1.00E-01 - 2.71E+01	-8.10E+00 - 1.00E+03	N	2.38E+01	pCi/L
Beta activity	205/218	1.00E+00 - 1.59E+02	-3.00E+00 - 1.00E+03	N	2.49E+01	pCi/L
Neptunium-237	5/6	1.00E-01 - 7.00E-01	0.00E+00 - 0.00E+00	N	1.08E-01	pCi/L
Plutonium-239	2/6	1.00E-01 - 2.00E-01	0.00E+00 - 0.00E+00	N	2.50E-02	pCi/L
Radon-222	13/13	2.57E+02 - 8.48E+02		L	2.28E+02	pCi/L
Technetium-99	176/222	8.00E-01 - 1.68E+02	-1.10E+01 - 2.50E+01	L	1.28E+01	pCi/L
Thorium-230	5/6	1.00E-01 - 6.00E-01	-3.00E-01 - -3.00E-01	N	1.25E-01	pCi/L

----- AREA_CODE=f MEDIA=UCRS Groundwater -----

Analyte	Frequency of Detection	Detected Range	Nondetected Range	Distribution	Arithmetic Mean	Units
Aluminum	2/2	5.23E+00 - 7.57E+00		N	3.20E+00	mg/L
Barium	3/3	1.60E-01 - 2.22E-01		N	9.48E-02	mg/L
Calcium	3/3	2.05E+01 - 2.27E+01		N	1.07E+01	mg/L
Chloride	3/3	1.13E+01 - 1.50E+01		N	6.72E+00	mg/L
Copper	2/3	1.00E-01 - 1.82E-01	1.00E-02 - 1.00E-02	N	4.87E-02	mg/L
Fluoride	3/3	2.40E-01 - 2.80E-01		N	2.63E-01	mg/L
Iron	3/3	4.60E+00 - 7.36E+00		N	2.84E+00	mg/L
Magnesium	3/3	8.51E+00 - 1.00E+01		N	4.55E+00	mg/L
Manganese	3/3	3.00E-02 - 1.25E-01		N	3.10E-02	mg/L
Nitrate as Nitrogen	2/3	1.10E+00 - 1.10E+00	1.00E+00 - 1.00E+00	N	5.33E-01	mg/L
Potassium	1/2	2.16E+00 - 2.16E+00	2.00E+00 - 2.00E+00	N	1.04E+00	mg/L
Silica	2/2	3.30E+01 - 3.80E+01		N	1.78E+01	mg/L
Sodium	3/3	4.54E+01 - 5.83E+01		N	2.69E+01	mg/L
Tetraoxo-sulfate(1-)	3/3	2.10E+01 - 4.96E+01		N	1.81E+01	mg/L
Vanadium	2/2	7.80E-02 - 8.10E-02		N	3.98E-02	mg/L
Zinc	3/3	1.60E-02 - 1.00E-01		N	2.33E-02	mg/L
Trichloroethene	1/8	2.00E-03 - 2.00E-03	1.00E-03 - 1.00E-03	N	1.13E-03	mg/L

Table 2.6 Data summary for detected analytes (continued)

----- AREA_CODE=f MEDIA=UCRS Groundwater -----
(continued)

Analyte	Frequency of Detection	Detected Range	Nondetected Range	Distribution	Arithmetic Mean	Units
Alpha activity	7/8	2.00E-01 - 1.15E+01	-6.40E+00 --6.40E+00	L	3.69E+00	pCi/L
Beta activity	8/8	4.00E+00 - 1.40E+01		N	4.25E+00	pCi/L
Radon-222	1/1	4.71E+02 - 4.71E+02		NT	2.36E+02	pCi/L
Technetium-99	4/8	2.10E+01 - 7.70E+01	0.00E+00 - 0.00E+00	L	4.11E+01	pCi/L

----- AREA_CODE=g MEDIA=McNairy Groundwater -----

Analyte	Frequency of Detection	Detected Range	Nondetected Range	Distribution	Arithmetic Mean	Units
Aluminum	5/9	1.02E-01 - 2.16E-01	1.00E-01 - 7.50E-01	L	1.75E-01	mg/L
Arsenic	1/9	5.00E-03 - 5.00E-03	5.00E-03 - 5.00E-03	N	2.50E-03	mg/L
Barium	9/9	7.20E-02 - 1.11E-01		L	4.23E-02	mg/L
Calcium	9/9	8.43E+00 - 3.26E+01		L	9.18E+00	mg/L
Chloride	9/9	1.00E+01 - 1.30E+01		L	5.63E+00	mg/L
Copper	1/9	1.30E-02 - 1.30E-02	1.00E-02 - 1.00E-01	L	1.11E-02	mg/L
Fluoride	7/7	1.70E-01 - 2.10E-01		L	1.84E-01	mg/L
Iron	9/9	8.94E+00 - 1.64E+01		N	6.34E+00	mg/L
Magnesium	9/9	4.68E+00 - 7.79E+00		N	3.08E+00	mg/L
Manganese	9/9	5.11E-01 - 7.14E-01		L	3.03E-01	mg/L
Mercury	1/7	4.50E-03 - 4.50E-03	2.00E-04 - 2.00E-04	N	4.07E-04	mg/L
Nitrate as Nitrogen	1/9	1.30E+00 - 1.30E+00	1.00E+00 - 1.00E+00	N	5.17E-01	mg/L
Potassium	8/9	4.75E+00 - 1.39E+01	1.05E+01 - 1.05E+01	L	9.93E+00	mg/L
Silica	9/9	8.73E+00 - 3.00E+01		N	1.02E+01	mg/L
Sodium	9/9	2.19E+01 - 2.90E+01		L	1.29E+01	mg/L
Tetraoxo-sulfate(1-)	6/6	1.09E+01 - 1.70E+01		N	6.60E+00	mg/L
Vanadium	4/7	5.30E-02 - 6.40E-02	5.00E-02 - 5.00E-02	L	5.47E-02	mg/L
Zinc	4/9	5.00E-03 - 3.30E-02	5.00E-03 - 2.50E-01	L	1.41E-02	mg/L
Alpha activity	9/10	9.00E-01 - 6.90E+00	-1.60E+00 --1.60E+00	N	1.55E+00	pCi/L
Beta activity	10/10	1.00E+01 - 2.50E+01		L	7.62E+00	pCi/L
Neptunium-237	4/7	1.00E-01 - 5.00E-01	-4.00E-01 --1.00E-01	N	2.86E-02	pCi/L
Plutonium-239	2/7	1.00E-01 - 2.00E-01	0.00E+00 - 0.00E+00	L	1.68E-01	pCi/L
Radium-226	5/6	3.00E-01 - 1.30E+00	-7.00E-01 --7.00E-01	N	1.92E-01	pCi/L
Radon-222	9/9	6.70E+01 - 1.78E+02		L	5.38E+01	pCi/L
Technetium-99	6/10	4.00E+00 - 1.30E+01	0.00E+00 - 0.00E+00	L	7.88E+00	pCi/L
Thorium-230	4/7	1.00E-01 - 5.00E-01	-1.00E-01 - 0.00E+00	N	5.71E-02	pCi/L

Table 2.6 Data summary for detected analytes (continued)

----- AREA_CODE=g MEDIA=RGa Groundwater -----

Analyte	Frequency of Detection	Detected Range	Nondetected Range	Distribution	Arithmetic Mean	Units
Aluminum	25/31	1.23E-01 - 1.10E+01	6.20E-01 - 1.00E+00	L	1.00E+00	mg/L
Arsenic	1/36	5.20E-03 - 5.20E-03	5.00E-03 - 5.00E-03	N	2.50E-03	mg/L
Barium	35/36	8.80E-02 - 2.00E-01	7.00E-02 - 7.00E-02	N	6.55E-02	mg/L
Cadmium	1/36	1.20E-02 - 1.20E-02	1.00E-02 - 1.00E-01	L	1.09E-02	mg/L
Calcium	36/36	1.28E+01 - 3.19E+01		N	1.04E+01	mg/L
Chloride	33/33	1.20E+01 - 5.50E+01		N	1.82E+01	mg/L
Chromium	9/31	5.30E-02 - 9.26E-01	5.00E-02 - 6.00E-02	L	4.75E-02	mg/L
Copper	8/36	1.00E-02 - 1.20E-01	1.00E-02 - 1.00E-01	L	9.30E-03	mg/L
Fluoride	26/26	1.20E-01 - 2.70E-01		L	1.67E-01	mg/L
Iron	32/36	6.70E-02 - 1.88E+01	3.55E-01 - 3.60E-01	L	1.97E+00	mg/L
Lead	4/25	5.10E-02 - 1.29E-01	5.00E-02 - 2.50E-01	L	4.07E-02	mg/L
Magnesium	36/36	4.81E+00 - 1.08E+01		N	4.22E+00	mg/L
Manganese	24/36	5.00E-03 - 4.09E-01	5.00E-03 - 1.00E-01	L	3.96E-02	mg/L
Nickel	10/35	5.10E-02 - 1.66E+00	5.00E-02 - 1.00E-01	L	5.86E-02	mg/L
Nitrate as Nitrogen	32/33	1.60E+00 - 4.10E+00	1.00E+00 - 1.00E+00	N	1.29E+00	mg/L
Potassium	15/35	2.02E+00 - 5.51E+00	2.00E+00 - 1.05E+01	L	2.64E+00	mg/L
Silica	30/30	7.68E+00 - 3.00E+01		N	9.68E+00	mg/L
Sodium	34/34	1.33E+01 - 3.69E+01		N	1.40E+01	mg/L
Tetraoxo-sulfate(1-)	24/24	4.00E+00 - 1.10E+01		N	4.19E+00	mg/L
Uranium	1/69	2.00E-03 - 2.00E-03	1.00E-03 - 1.00E-03	N	1.01E-03	mg/L
Vanadium	21/26	5.00E-02 - 1.23E-01	4.00E-02 - 5.00E-02	L	7.62E-02	mg/L
Zinc	17/36	5.00E-03 - 5.30E+00	5.00E-03 - 2.50E-01	L	2.68E-02	mg/L
Trichloroethene	2/48	1.00E-03 - 1.00E-03	1.00E-03 - 5.00E-03	N	1.25E-03	mg/L
Alpha activity	147/205	1.00E-01 - 1.13E+01	-9.60E+00 - 1.00E+03	L	2.61E+00	pCi/L
Beta activity	174/205	1.00E+00 - 3.60E+01	-4.00E+00 - 1.00E+03	N	7.41E+00	pCi/L
Neptunium-237	11/21	1.00E-01 - 8.00E-01	-4.00E-01 - 0.00E+00	N	4.29E-02	pCi/L
Plutonium-239	4/21	1.00E-01 - 1.00E-01	0.00E+00 - 0.00E+00	N	9.52E-03	pCi/L
Radium-226	11/18	2.00E-01 - 1.30E+00	-1.00E+00 - 0.00E+00	L	5.50E-01	pCi/L
Radon-222	138/138	5.50E+01 - 1.97E+03		L	2.81E+02	pCi/L
Technetium-99	59/583	1.00E+00 - 2.90E+01	-3.90E+00 - 2.50E+01	N	2.24E+01	pCi/L
Thorium-230	17/21	1.00E-01 - 1.10E+00	0.00E+00 - 0.00E+00	N	2.10E-01	pCi/L

----- AREA_CODE=g MEDIA=UCRS Groundwater -----

Analyte	Frequency of Detection	Detected Range	Nondetected Range	Distribution	Arithmetic Mean	Units
Aluminum	8/9	1.06E-01 - 2.22E+00	6.20E-01 - 6.20E-01	L	5.25E-01	mg/L
Barium	8/9	4.00E-02 - 6.20E-02	7.00E-02 - 7.00E-02	N	2.66E-02	mg/L

Table 2.6 Data summary for detected analytes (continued)

----- AREA_CODE=g MEDIA=UCRS Groundwater -----
(continued)

Analyte	Frequency of Detection	Detected Range	Nondetected Range	Distribution	Arithmetic Mean	Units
Calcium	9/9	5.36E+00 - 4.80E+01		L	1.02E+01	mg/L
Chloride	8/9	7.00E+00 - 6.88E+01	2.00E+00 - 2.00E+00	L	2.66E+01	mg/L
Chromium	2/9	7.00E-02 - 1.18E-01	5.00E-02 - 6.00E-02	L	4.17E-02	mg/L
Copper	2/9	1.00E-02 - 1.50E-02	1.00E-02 - 2.50E-02	L	9.32E-03	mg/L
Fluoride	6/8	1.00E-01 - 1.50E-01	1.00E-01 - 1.00E-01	L	1.24E-01	mg/L
Iron	6/9	1.60E-02 - 1.70E+00	1.00E-02 - 3.60E-01	L	2.08E-01	mg/L
Magnesium	9/9	2.75E+00 - 1.70E+01		L	3.98E+00	mg/L
Manganese	9/9	5.00E-03 - 1.50E+00		L	1.67E-01	mg/L
Nitrate as Nitrogen	6/9	2.80E+00 - 7.80E+00	1.00E+00 - 1.00E+00	N	2.03E+00	mg/L
Potassium	3/9	2.45E+00 - 8.10E+00	2.00E+00 - 2.00E+00	L	2.18E+00	mg/L
Silica	9/9	1.50E+01 - 3.00E+01		N	1.18E+01	mg/L
Sodium	9/9	7.56E+00 - 5.50E+01		L	1.29E+01	mg/L
Tetraoxo-sulfate(1-)	6/6	3.10E+01 - 2.38E+02		N	4.58E+01	mg/L
Vanadium	4/9	5.40E-02 - 1.40E-01	5.00E-02 - 5.00E-02	L	6.60E-02	mg/L
Zinc	4/9	7.00E-03 - 6.20E-02	5.00E-03 - 3.00E-02	L	1.21E-02	mg/L
Alpha activity	6/12	9.00E-01 - 4.70E+00	-3.10E+00 - 1.00E+03	L	2.88E+00	pCi/L
Beta activity	11/12	3.00E+00 - 3.30E+01	1.00E+03 - 1.00E+03	L	1.32E+01	pCi/L
Neptunium-237	2/7	2.00E-01 - 2.00E-01	-5.00E-01 - 0.00E+00	N	-5.71E-02	pCi/L
Plutonium-239	1/7	2.00E-01 - 2.00E-01	0.00E+00 - 0.00E+00	N	1.43E-02	pCi/L
Radium-226	4/6	4.00E-01 - 1.60E+00	-9.00E-01 --8.00E-01	N	1.17E-01	pCi/L
Radon-222	7/7	3.72E+02 - 6.95E+02		L	2.65E+02	pCi/L
Technetium-99	11/11	5.00E+00 - 3.80E+01		N	1.99E+01	pCi/L
Thorium-230	3/7	3.00E-01 - 4.00E-01	0.00E+00 - 0.00E+00	N	7.86E-02	pCi/L

----- AREA_CODE=h MEDIA=McNairy Groundwater -----

Analyte	Frequency of Detection	Detected Range	Nondetected Range	Distribution	Arithmetic Mean	Units
Aluminum	6/9	1.14E-01 - 3.44E-01	6.25E-01 - 7.50E-01	L	2.41E-01	mg/L
Barium	9/10	1.46E-01 - 1.71E-01	7.00E-02 - 7.00E-02	N	7.36E-02	mg/L
Calcium	10/10	2.41E+01 - 2.98E+01		L	1.33E+01	mg/L
Chloride	10/10	8.80E+00 - 1.10E+01		L	4.86E+00	mg/L
Fluoride	9/9	2.10E-01 - 3.30E-01		N	2.98E-01	mg/L
Iron	10/10	1.68E+00 - 6.14E+00		L	1.55E+00	mg/L
Magnesium	10/10	7.84E+00 - 9.76E+00		N	4.48E+00	mg/L
Manganese	10/10	8.20E-02 - 1.41E-01		N	5.65E-02	mg/L
Nitrate as Nitrogen	1/10	1.40E+00 - 1.40E+00	1.00E+00 - 1.00E+00	N	5.20E-01	mg/L

Table 2.6 Data summary for detected analytes (continued)

----- AREA_CODE=h MEDIA=McNairy Groundwater -----
(continued)

Analyte	Frequency of Detection	Detected Range	Nondetected Range	Distribution	Arithmetic Mean	Units
Potassium	9/10	5.80E+00 - 1.44E+01	1.05E+01 - 1.05E+01	L	9.23E+00	mg/L
Silica	9/9	1.60E+01 - 3.60E+01		N	1.46E+01	mg/L
Sodium	10/10	1.41E+01 - 1.72E+01		L	7.64E+00	mg/L
Tetraoxo-sulfate(1-)	8/8	1.00E+01 - 1.40E+01		L	5.57E+00	mg/L
Vanadium	6/7	5.20E-02 - 9.70E-02	5.00E-02 - 5.00E-02	N	3.59E-02	mg/L
Zinc	4/10	6.00E-03 - 1.90E-02	5.00E-03 - 2.50E-01	L	1.04E-02	mg/L
Alpha activity	9/12	9.00E-01 - 1.89E+01	-3.30E+00 --1.20E+00	L	5.55E+00	pCi/L
Beta activity	12/12	3.00E+00 - 3.10E+01		N	7.41E+00	pCi/L
Neptunium-237	2/7	1.00E-01 - 2.00E-01	-7.00E-01 --1.00E-01	L	1.68E-01	pCi/L
Plutonium-239	1/7	1.00E-01 - 1.00E-01	0.00E+00 - 0.00E+00	N	7.14E-03	pCi/L
Radium-226	6/7	2.00E-01 - 1.30E+00	-6.00E-01 --6.00E-01	L	7.01E-01	pCi/L
Radon-222	9/9	1.30E+02 - 3.33E+02		N	1.09E+02	pCi/L
Technetium-99	9/12	1.00E+00 - 2.10E+01	0.00E+00 - 0.00E+00	L	8.10E+00	pCi/L
Thorium-230	4/7	1.00E-01 - 2.30E+00	0.00E+00 - 0.00E+00	L	5.62E-01	pCi/L

----- AREA_CODE=h MEDIA=Other Groundwater -----

Analyte	Frequency of Detection	Detected Range	Nondetected Range	Distribution	Arithmetic Mean	Units
Aluminum	24/28	1.16E-01 - 1.41E+00	6.20E-01 - 6.30E-01	L	3.32E-01	mg/L
Antimony	1/28	6.40E-02 - 6.40E-02	6.00E-02 - 1.85E-01	L	3.82E-02	mg/L
Barium	25/28	3.80E-02 - 1.47E-01	7.00E-02 - 2.00E-01	N	4.98E-02	mg/L
Calcium	28/28	7.99E+00 - 1.91E+01		N	7.39E+00	mg/L
Chloride	28/28	5.00E+00 - 5.90E+01		N	1.71E+01	mg/L
Chromium	1/28	9.40E-02 - 9.40E-02	1.00E-02 - 6.00E-02	N	2.58E-02	mg/L
Copper	5/27	1.20E-02 - 4.80E-02	1.00E-02 - 2.50E-02	L	7.38E-03	mg/L
Fluoride	27/27	1.50E-01 - 2.90E+00		L	8.44E-01	mg/L
Iron	21/28	1.60E-02 - 3.83E+00	1.00E-02 - 3.60E-01	L	2.42E-01	mg/L
Magnesium	28/28	2.85E+00 - 7.12E+00		N	2.79E+00	mg/L
Manganese	12/28	7.00E-03 - 6.02E+00	5.00E-03 - 2.00E-02	L	1.27E-02	mg/L
Mercury	1/26	3.80E-03 - 3.80E-03	2.00E-04 - 2.00E-04	N	1.69E-04	mg/L
Nickel	2/28	5.60E-02 - 7.20E-02	5.00E-02 - 1.00E-01	L	3.31E-02	mg/L
Nitrate as Nitrogen	25/28	1.10E+00 - 4.60E+00	1.00E+00 - 1.00E+00	L	2.48E+00	mg/L
Potassium	1/28	3.88E+00 - 3.88E+00	2.00E+00 - 2.00E+00	N	1.03E+00	mg/L
Silica	28/28	6.00E+00 - 2.20E+01		N	7.57E+00	mg/L
Sodium	28/28	5.06E+01 - 8.97E+01		L	3.36E+01	mg/L
Tetraoxo-sulfate(1-)	19/19	6.00E+00 - 4.88E+01		L	9.55E+00	mg/L

Table 2.6 Data summary for detected analytes (continued)

----- AREA_CODE=h MEDIA=Other Groundwater -----
(continued)

Analyte	Frequency of Detection	Detected Range	Nondetected Range	Distribution	Arithmetic Mean	Units
Thallium	1/28	7.50E-02 - 7.50E-02	1.00E-02 - 4.70E-01	L	5.35E-02	mg/L
Vanadium	18/28	5.10E-02 - 4.98E+00	4.10E-02 - 5.00E-02	L	8.08E-02	mg/L
Zinc	13/28	6.00E-03 - 3.80E-02	5.00E-03 - 3.00E-02	L	1.30E-02	mg/L
Alpha activity	21/28	4.00E-01 - 7.40E+00	-6.70E+00 --2.00E-01	L	2.56E+00	pCi/L
Beta activity	28/28	1.00E+00 - 1.30E+01		L	2.56E+00	pCi/L
Neptunium-237	10/28	1.00E-01 - 8.00E-01	-1.00E+00 - 0.00E+00	L	3.47E-01	pCi/L
Plutonium-239	6/27	1.00E-01 - 1.00E-01	0.00E+00 - 0.00E+00	N	1.11E-02	pCi/L
Radium-226	19/24	1.00E-01 - 9.00E-01	-1.00E+00 - 0.00E+00	L	4.25E-01	pCi/L
Radon-222	28/28	3.20E+02 - 5.29E+03		L	3.46E+02	pCi/L
Technetium-99	20/28	2.00E+00 - 2.20E+01	0.00E+00 - 0.00E+00	L	1.18E+01	pCi/L
Thorium-230	23/28	1.00E-01 - 1.60E+00	-5.00E-01 - 0.00E+00	N	2.20E-01	pCi/L

----- AREA_CODE=h MEDIA=RGa Groundwater -----

Analyte	Frequency of Detection	Detected Range	Nondetected Range	Distribution	Arithmetic Mean	Units
Aluminum	6/8	1.51E-01 - 2.31E+00	6.25E-01 - 7.50E-01	L	1.10E+00	mg/L
Arsenic	1/10	7.00E-03 - 7.00E-03	5.00E-03 - 5.00E-03	N	2.60E-03	mg/L
Barium	10/11	3.00E-02 - 2.82E-01	7.00E-02 - 7.00E-02	N	7.26E-02	mg/L
Calcium	11/11	1.43E+01 - 5.65E+01		L	1.44E+01	mg/L
Chloride	9/9	4.70E+01 - 1.09E+02		N	3.58E+01	mg/L
Chromium	3/8	6.20E-02 - 2.32E-01	5.00E-02 - 6.00E-02	L	6.62E-02	mg/L
Copper	2/11	3.50E-02 - 5.30E-02	1.00E-02 - 1.00E-01	L	9.52E-03	mg/L
Fluoride	7/7	2.10E-01 - 2.60E-01		N	2.36E-01	mg/L
Iron	10/11	3.00E-02 - 4.68E+01	3.55E-01 - 3.55E-01	L	2.33E+00	mg/L
Magnesium	11/11	6.51E+00 - 1.87E+01		L	5.75E+00	mg/L
Manganese	9/11	5.00E-03 - 1.42E-01	5.00E-03 - 2.00E-02	N	3.16E-02	mg/L
Nickel	2/11	5.00E-02 - 6.50E-02	5.00E-02 - 1.00E-01	L	5.04E-02	mg/L
Nitrate as Nitrogen	9/9	2.20E+00 - 3.83E+01		L	4.28E+00	mg/L
Potassium	1/11	2.20E+00 - 2.20E+00	2.00E+00 - 1.05E+01	L	2.04E+00	mg/L
Silica	7/7	1.30E+01 - 2.00E+01		N	8.50E+00	mg/L
Sodium	10/10	3.71E+01 - 6.96E+01		L	2.67E+01	mg/L
Tetraoxo-sulfate(1-)	9/9	5.00E+00 - 2.26E+01		N	6.74E+00	mg/L
Uranium	2/24	2.00E-03 - 1.60E-02	1.00E-03 - 1.00E-03	L	4.54E-05	mg/L
Vanadium	4/5	6.40E-02 - 1.47E-01	5.00E-02 - 5.00E-02	N	4.76E-02	mg/L
Zinc	4/11	8.00E-03 - 4.40E-02	5.00E-03 - 2.50E-01	L	1.16E-02	mg/L
Trichloroethene	2/28	1.00E-03 - 3.00E-03	1.00E-03 - 1.00E-03	N	1.07E-03	mg/L

Table 2.6 Data summary for detected analytes (continued)

----- AREA_CODE=h MEDIA=RGA Groundwater -----
(continued)

Analyte	Frequency of Detection	Detected Range	Nondetected Range	Distribution	Arithmetic Mean	Units
cis-1,2-Dichloroethene	1/10	2.40E-03 - 2.40E-03	5.00E-03 - 5.00E-03	N	4.74E-03	mg/L
Alpha activity	125/173	1.00E-01 - 3.14E+01	-1.05E+01 - 1.00E+03	L	2.26E+00	pCi/L
Beta activity	147/173	4.20E-01 - 5.70E+01	-7.00E+00 - 1.00E+03	L	7.60E+00	pCi/L
Radon-222	57/57	8.00E-01 - 1.06E+03		N	1.42E+02	pCi/L
Technetium-99	97/415	2.00E-01 - 3.40E+01	-1.51E+01 - 2.50E+01	N	1.79E+01	pCi/L

----- AREA_CODE=h MEDIA=UCRS Groundwater -----

Analyte	Frequency of Detection	Detected Range	Nondetected Range	Distribution	Arithmetic Mean	Units
Aluminum	2/2	2.41E-01 - 1.64E+00		N	4.70E-01	mg/L
Barium	3/3	9.30E-02 - 1.12E-01		N	5.08E-02	mg/L
Calcium	3/3	2.25E+01 - 2.63E+01		N	1.24E+01	mg/L
Chloride	3/3	2.03E+01 - 3.30E+01		N	1.36E+01	mg/L
Fluoride	3/3	2.10E-01 - 2.30E-01		N	2.20E-01	mg/L
Iron	3/3	2.34E-01 - 2.01E+00		N	6.81E-01	mg/L
Magnesium	3/3	8.40E+00 - 9.45E+00		N	4.47E+00	mg/L
Manganese	3/3	3.70E-02 - 7.80E-02		N	2.58E-02	mg/L
Nickel	3/3	2.40E-01 - 5.70E-01		N	1.82E-01	mg/L
Nitrate as Nitrogen	3/3	1.20E+00 - 2.80E+00		N	9.33E-01	mg/L
Potassium	2/3	3.11E+00 - 5.14E+00	1.05E+01 - 1.05E+01	N	3.13E+00	mg/L
Silica	2/2	2.40E+01 - 3.90E+01		N	1.58E+01	mg/L
Sodium	3/3	4.46E+01 - 4.52E+01		N	2.25E+01	mg/L
Tetraoxo-sulfate(1-)	3/3	1.50E+01 - 4.10E+01		N	1.34E+01	mg/L
Vanadium	2/2	8.00E-02 - 8.00E-02		N	4.00E-02	mg/L
Zinc	1/3	1.80E-02 - 1.80E-02	5.00E-03 - 3.00E-02	N	8.83E-03	mg/L
Alpha activity	8/11	1.10E+00 - 5.40E+00	-4.50E+00 - 1.00E+03	L	3.03E+00	pCi/L
Beta activity	11/11	3.00E+00 - 1.50E+01		L	3.91E+00	pCi/L
Radon-222	1/1	2.68E+02 - 2.68E+02		NT	1.34E+02	pCi/L
Technetium-99	8/11	3.00E+00 - 2.20E+01	0.00E+00 - 0.00E+00	N	9.73E+00	pCi/L

Table 2.6 Data summary for detected analytes (continued)

----- AREA_CODE=i MEDIA=McNairy Groundwater -----

Analyte	Frequency of Detection	Detected Range	Nondetected Range	Distribution	Arithmetic Mean	Units
Aluminum	2/2	2.04E-01 - 3.84E-01		N	1.47E-01	mg/L
Barium	3/3	1.10E-01 - 1.45E-01		N	6.57E-02	mg/L
Calcium	3/3	3.84E+01 - 4.10E+01		N	1.97E+01	mg/L
Chloride	3/3	1.37E+01 - 3.10E+01		N	1.01E+01	mg/L
Fluoride	3/3	2.10E-01 - 2.50E-01		N	2.30E-01	mg/L
Iron	2/3	2.22E-01 - 4.01E-01	3.60E-01 - 3.60E-01	N	1.64E-01	mg/L
Magnesium	3/3	1.53E+01 - 1.76E+01		N	8.23E+00	mg/L
Manganese	3/3	1.80E-01 - 9.83E-01		N	3.48E-01	mg/L
Nitrate as Nitrogen	1/3	2.30E+00 - 2.30E+00	1.00E+00 - 1.00E+00	N	7.17E-01	mg/L
Potassium	3/3	3.82E+00 - 1.14E+01		N	3.22E+00	mg/L
Silica	2/2	2.60E+01 - 2.80E+01		N	1.35E+01	mg/L
Sodium	3/3	2.25E+01 - 2.44E+01		N	1.17E+01	mg/L
Tetraoxo-sulfate(1-)	3/3	1.30E+01 - 1.80E+01		N	7.97E+00	mg/L
Uranium	1/7	1.00E-03 - 1.00E-03	1.00E-03 - 1.00E-03	N	1.00E-03	mg/L
Vanadium	1/2	1.87E-01 - 1.87E-01	5.00E-02 - 5.00E-02	N	5.93E-02	mg/L
Alpha activity	7/10	7.00E-01 - 4.10E+00	-3.60E+00 --4.90E-01	L	2.13E+00	pCi/L
Beta activity	10/10	4.00E+00 - 2.10E+01		L	5.57E+00	pCi/L
Radon-222	1/1	6.40E+01 - 6.40E+01		NT	3.20E+01	pCi/L
Technetium-99	8/10	3.00E+00 - 2.20E+01	-2.00E+00 - 0.00E+00	L	9.73E+00	pCi/L

----- AREA_CODE=i MEDIA=RGA Groundwater -----

Analyte	Frequency of Detection	Detected Range	Nondetected Range	Distribution	Arithmetic Mean	Units
Aluminum	86/110	2.80E-02 - 4.85E+01	2.00E-02 - 6.20E-01	L	8.09E-01	mg/L
Antimony	6/412	1.70E-03 - 2.73E-01	1.30E-03 - 2.50E-01	N	7.88E-02	mg/L
Arsenic	17/476	1.80E-03 - 3.60E-02	5.00E-03 - 5.00E-03	N	2.62E-03	mg/L
Barium	454/476	2.40E-02 - 1.66E+00	3.50E-02 - 7.00E-02	N	9.64E-02	mg/L
Beryllium	28/412	2.00E-04 - 8.00E-03	1.00E-04 - 2.50E-02	N	7.54E-03	mg/L
Bicarbonate	3/3	1.81E+02 - 2.37E+02		N	1.01E+02	mg/L
Boron	34/48	3.00E-02 - 1.54E+00	3.00E-02 - 3.00E-02	L	1.63E-01	mg/L
Cadmium	7/483	1.00E-04 - 1.80E-02	5.00E-04 - 2.50E-02	N	3.73E-03	mg/L
Calcium	147/148	5.79E+00 - 6.85E+01	2.06E+01 - 2.06E+01	L	2.89E+01	mg/L
Cerium	24/48	8.00E-02 - 8.00E-02	8.00E-02 - 8.00E-02	N	4.00E-02	mg/L
Chloride	480/483	9.00E+00 - 1.62E+02	2.00E+01 - 2.00E+01	N	1.95E+01	mg/L
Chromium	195/488	3.10E-03 - 2.51E+01	2.00E-03 - 1.32E+00	N	2.07E-01	mg/L
Cobalt	36/412	3.40E-03 - 8.40E-02	5.00E-03 - 1.00E-01	N	2.74E-02	mg/L
Copper	42/478	4.00E-03 - 3.10E-01	4.00E-03 - 1.00E-01	N	2.83E-02	mg/L

Table 2.6 Data summary for detected analytes (continued)

----- AREA_CODE=i MEDIA=RGa Groundwater -----
(continued)

Analyte	Frequency of Detection	Detected Range	Nondetected Range	Distribution	Arithmetic Mean	Units
Fluoride	169/175	1.00E-01 - 7.10E-01	1.00E-01 - 1.00E-01	L	2.01E-01	mg/L
Gallium	24/48	9.00E-02 - 9.00E-02	9.00E-02 - 9.00E-02	N	4.50E-02	mg/L
Iron	419/484	1.00E-02 - 1.69E+02	5.00E-03 - 2.88E+00	L	2.54E+00	mg/L
Lead	8/445	4.00E-03 - 1.26E-01	3.00E-03 - 2.50E-01	N	2.88E-02	mg/L
Lithium	24/48	8.00E-02 - 8.00E-02	8.00E-02 - 8.00E-02	N	4.00E-02	mg/L
Magnesium	148/148	1.31E+00 - 3.49E+01		N	5.12E+00	mg/L
Manganese	121/148	7.00E-03 - 1.49E+01	5.00E-03 - 2.00E-02	L	1.05E-01	mg/L
Mercury	2/434	3.00E-04 - 3.00E-04	2.00E-04 - 2.00E-03	N	1.21E-04	mg/L
Molybdenum	24/87	3.00E-02 - 3.00E-02	3.00E-02 - 5.50E-02	N	1.96E-02	mg/L
Nickel	161/478	1.00E-02 - 1.89E+00	1.00E-02 - 1.00E-01	N	6.74E-02	mg/L
Nitrate as Nitrogen	391/477	6.20E-01 - 4.80E+00	1.00E+00 - 1.00E+00	N	7.73E-01	mg/L
Potassium	69/133	1.39E+00 - 2.21E+01	2.00E+00 - 1.05E+01	N	2.17E+00	mg/L
Selenium	3/444	5.00E-03 - 9.00E-03	1.40E-03 - 1.00E-02	N	2.50E-03	mg/L
Silica	22/22	9.00E+00 - 3.40E+01		N	1.09E+01	mg/L
Silver	15/437	1.00E-03 - 9.70E-02	7.00E-04 - 6.00E-02	N	2.05E-02	mg/L
Sodium	477/477	1.99E+01 - 7.64E+01		L	2.04E+01	mg/L
Strontium	54/54	6.50E-02 - 1.70E-01		L	5.77E-02	mg/L
Sulfate	73/88	5.40E+00 - 2.21E+02	5.00E+00 - 1.00E+01	L	3.13E+01	mg/L
Tetraoxo-sulfate(1-)	104/113	5.00E+00 - 3.98E+02	5.00E+00 - 5.00E+00	N	1.18E+01	mg/L
Thorium	24/48	5.00E-02 - 5.00E-02	5.00E-02 - 5.00E-02	N	2.50E-02	mg/L
Titanium	27/48	6.00E-02 - 2.20E-01	6.00E-02 - 6.00E-02	N	3.31E-02	mg/L
Uranium	13/506	1.00E-03 - 2.40E-02	1.00E-03 - 1.00E-03	N	1.07E-03	mg/L
Vanadium	117/385	4.00E-03 - 4.28E-01	5.00E-03 - 5.00E-01	N	6.69E-02	mg/L
Zinc	128/476	5.00E-03 - 4.60E-01	5.00E-03 - 5.00E-01	N	5.22E-02	mg/L
Zirconium	24/48	2.00E-02 - 2.00E-02	2.00E-02 - 2.00E-02	N	1.00E-02	mg/L
1,1,1-Trichloroethane	1/508	4.00E-03 - 4.00E-03	5.00E-05 - 1.00E-02	N	2.39E-03	mg/L
1,2-Dichlorobenzene	1/342	5.70E-05 - 5.70E-05	5.00E-05 - 2.00E-02	N	2.44E-03	mg/L
1,2-Dichloroethene	4/23	1.00E-03 - 2.00E-03	1.00E-03 - 1.00E-02	L	9.49E-04	mg/L
1,3,5-Trimethylbenzene	1/1	2.00E-04 - 2.00E-04		NT	1.00E-04	mg/L
1,4-Dichlorobenzene	1/342	6.20E-05 - 6.20E-05	5.00E-05 - 2.00E-02	N	2.44E-03	mg/L
2-Butanone	42/372	2.00E-03 - 5.10E-02	5.00E-03 - 1.00E-01	N	7.53E-03	mg/L
4-Bromofluorobenzene	2/2	9.40E-02 - 9.40E-02		N	4.70E-02	mg/L
4-Methyl-2-pentanone	2/404	2.00E-03 - 1.70E-02	2.00E-03 - 1.00E-01	N	7.01E-03	mg/L
Acetone	53/372	1.00E-03 - 9.90E-02	2.00E-03 - 1.00E-01	N	7.06E-03	mg/L
Acrylonitrile	1/378	1.00E-02 - 1.00E-02	1.00E-03 - 2.00E-01	N	1.51E-02	mg/L
Benzene	2/505	1.40E-04 - 1.00E-03	5.00E-05 - 5.00E-03	N	2.30E-03	mg/L
Bis(2-ethylhexyl)phthalate	4/22	5.00E-04 - 9.00E-03	1.00E-02 - 2.00E-02	N	4.57E-03	mg/L
Bromomethane	3/404	5.50E-05 - 1.00E-03	5.00E-05 - 1.00E-02	N	2.53E-03	mg/L
Carbazole	1/2	1.20E-02 - 1.20E-02	1.00E-02 - 1.00E-02	N	5.50E-03	mg/L
Chlorobenzene	2/404	4.60E-05 - 1.00E-03	5.00E-05 - 1.00E-02	N	2.36E-03	mg/L

Table 2.6 Data summary for detected analytes (continued)

----- AREA_CODE=i MEDIA=RGa Groundwater -----
(continued)

Analyte	Frequency of Detection	Detected Range	Nondetected Range	Distribution	Arithmetic Mean	Units
Chloroethane	1/404	1.00E-03 - 1.00E-03	5.00E-05 - 1.00E-02	N	2.61E-03	mg/L
Chloroform	10/524	4.90E-05 - 2.00E-03	5.00E-05 - 5.00E-03	N	2.34E-03	mg/L
Chloromethane	14/404	5.70E-05 - 2.00E-03	5.00E-05 - 1.50E-02	N	2.59E-03	mg/L
Chrysene	1/22	6.00E-04 - 6.00E-04	1.00E-02 - 2.00E-02	N	5.01E-03	mg/L
Di-n-butyl phthalate	2/22	1.00E-02 - 1.00E-02	1.00E-02 - 2.00E-02	N	5.23E-03	mg/L
Dichlorodifluoromethane	1/404	7.40E-05 - 7.40E-05	5.00E-05 - 5.00E-03	N	2.25E-03	mg/L
Dimethylbenzene	2/505	1.00E-03 - 3.00E-03	5.00E-05 - 1.50E-02	N	3.14E-03	mg/L
Ethanol	7/340	7.00E-03 - 3.50E-01	5.00E-02 - 1.00E+00	N	1.58E-01	mg/L
Ethylbenzene	1/505	1.00E-03 - 1.00E-03	5.00E-05 - 1.00E-02	N	2.39E-03	mg/L
Methylene chloride	39/404	4.60E-05 - 1.80E-02	5.00E-05 - 1.00E-02	N	3.43E-03	mg/L
PCB-1254	1/20	9.00E-04 - 9.00E-04	1.00E-04 - 5.90E-04	N	3.27E-04	mg/L
Polychlorinated biphenyl	1/87	1.00E-04 - 1.00E-04	1.00E-04 - 1.70E-04	N	1.01E-04	mg/L
Tetrachloroethene	4/460	6.90E-05 - 2.00E-03	5.00E-05 - 1.00E-02	N	2.37E-03	mg/L
Toluene	15/505	4.70E-05 - 9.00E-03	5.00E-05 - 5.00E-03	N	2.33E-03	mg/L
Trichloroethene	317/611	6.50E-05 - 4.70E-02	1.00E-03 - 1.00E-02	N	3.66E-03	mg/L
Trichlorofluoromethane	7/404	5.50E-05 - 2.00E-03	5.00E-05 - 1.00E-02	N	2.37E-03	mg/L
Vinyl chloride	1/526	1.00E-03 - 1.00E-03	5.00E-05 - 1.00E-02	N	3.38E-03	mg/L
cis-1,2-Dichloroethene	13/451	5.10E-05 - 2.00E-03	5.00E-05 - 7.00E-02	N	6.07E-03	mg/L
m,p-Xylene	3/12	4.60E-05 - 1.50E-04	1.00E-04 - 1.00E-04	N	4.80E-05	mg/L
trans-1,2-Dichloroethene	2/516	5.40E-05 - 2.00E-03	5.00E-05 - 1.00E-01	N	6.51E-03	mg/L
trans-1,3-Dichloropropene	1/404	1.70E-04 - 1.70E-04	5.00E-05 - 1.00E-02	N	2.53E-03	mg/L
Alpha activity	424/612	1.00E-01 - 3.13E+01	-4.40E+01 - 1.00E+03	N	4.68E+01	pCi/L
Americium-241	3/7	1.00E-01 - 8.00E-01	-1.90E+00 - -3.00E-01	N	-1.64E-01	pCi/L
Beta activity	608/642	1.00E+00 - 1.35E+03	-3.00E+00 - 1.00E+03	N	4.17E+01	pCi/L
Cesium-137	5/7	1.00E-01 - 6.00E-01	-4.00E-01 - 0.00E+00	N	9.29E-02	pCi/L
Cobalt-60	5/7	1.00E-01 - 1.20E+00	-4.00E-01 - 0.00E+00	N	1.71E-01	pCi/L
Neptunium-237	2/3	1.00E-01 - 5.00E-01	-9.41E-04 - -9.41E-04	N	9.98E-02	pCi/L
Radium-226	8/8	2.00E-01 - 9.00E-01		N	2.44E-01	pCi/L
Radon-222	30/30	2.08E+02 - 9.30E+02		L	2.52E+02	pCi/L
Technetium-99	496/671	1.00E+00 - 1.40E+03	-8.00E+00 - 2.50E+01	L	4.41E+01	pCi/L
Thorium-230	2/2	3.00E-01 - 4.00E-01		N	1.75E-01	pCi/L
Thorium-234	1/1	6.00E-01 - 6.00E-01		NT	3.00E-01	pCi/L

Table 2.6 Data summary for detected analytes (continued)

----- AREA_CODE=i MEDIA=UCRS Groundwater -----

Analyte	Frequency of Detection	Detected Range	Nondetected Range	Distribution	Arithmetic Mean	Units
Aluminum	9/9	5.49E-01 - 1.32E+01		L	2.29E+00	mg/L
Antimony	4/22	2.00E-03 - 2.35E-01	1.30E-03 - 1.85E-01	L	4.16E-03	mg/L
Arsenic	11/42	5.40E-03 - 5.70E-02	5.00E-03 - 5.00E-03	L	4.22E-03	mg/L
Barium	39/42	3.80E-02 - 1.19E+00	7.00E-02 - 7.00E-02	L	2.35E-01	mg/L
Cadmium	2/46	1.80E-02 - 1.90E-02	1.00E-02 - 2.50E-02	N	6.00E-03	mg/L
Calcium	18/18	1.48E+01 - 1.28E+02		L	3.43E+01	mg/L
Chloride	43/45	1.47E+00 - 9.79E+01	2.00E+00 - 1.00E+01	L	2.37E+01	mg/L
Chromium	4/46	5.40E-02 - 1.46E-01	5.00E-02 - 6.00E-02	N	2.68E-02	mg/L
Cobalt	1/22	6.60E-02 - 6.60E-02	4.50E-02 - 5.00E-02	L	2.48E-02	mg/L
Copper	29/46	1.20E-02 - 1.32E+00	1.00E-02 - 2.50E-02	L	1.44E-01	mg/L
Fluoride	36/41	2.20E-01 - 8.90E+00	1.00E-01 - 1.00E-01	L	6.63E-01	mg/L
Iron	46/46	6.90E-02 - 6.06E+01		L	3.12E+00	mg/L
Lead	5/37	5.70E-02 - 2.35E-01	5.00E-02 - 2.50E-01	L	2.52E-02	mg/L
Magnesium	18/18	5.27E+00 - 4.37E+01		L	9.80E+00	mg/L
Manganese	17/18	2.20E-02 - 8.06E+00	5.00E-03 - 5.00E-03	L	5.85E-01	mg/L
Mercury	3/33	4.00E-04 - 5.00E-04	2.00E-04 - 2.00E-04	N	1.11E-04	mg/L
Nickel	7/45	7.60E-02 - 5.95E-01	5.00E-02 - 1.00E-01	L	1.79E-02	mg/L
Nitrate	1/1	2.10E+00 - 2.10E+00		NT	1.05E+00	mg/L
Nitrate as Nitrogen	25/40	2.80E-01 - 2.30E+00	1.00E-01 - 1.00E+00	N	4.81E-01	mg/L
Potassium	6/13	2.08E+00 - 1.36E+01	2.00E+00 - 1.05E+01	N	3.29E+00	mg/L
Selenium	1/37	5.00E-03 - 5.00E-03	5.00E-03 - 5.00E-03	N	2.50E-03	mg/L
Silica	9/9	1.10E+01 - 3.50E+01		N	1.12E+01	mg/L
Silver	1/33	4.50E-02 - 4.50E-02	3.00E-02 - 6.00E-02	L	1.74E-02	mg/L
Sodium	43/43	1.68E+01 - 1.49E+02		N	3.09E+01	mg/L
Sulfate	12/12	1.60E+01 - 1.90E+02		L	4.97E+01	mg/L
Tetraoxo-sulfate(1-)	29/29	6.20E+00 - 3.76E+02		L	6.50E+01	mg/L
Thallium	1/17	8.20E-03 - 8.20E-03	1.50E-03 - 6.00E-02	L	2.60E-02	mg/L
Uranium	32/59	1.00E-03 - 6.40E-01	1.00E-03 - 1.00E-03	L	5.58E-03	mg/L
Vanadium	16/17	5.00E-02 - 4.33E-01	5.00E-02 - 5.00E-02	L	2.18E-01	mg/L
Zinc	38/46	6.00E-03 - 1.88E+00	5.00E-03 - 3.00E-02	L	1.71E-01	mg/L
2-Butanone	3/28	4.00E-03 - 7.00E-03	5.00E-03 - 1.00E-01	L	4.59E-03	mg/L
Acetone	4/28	2.00E-03 - 1.50E-02	5.00E-03 - 1.00E-01	L	4.80E-03	mg/L
Benzene	1/48	5.00E-03 - 5.00E-03	1.00E-03 - 5.00E-03	N	2.33E-03	mg/L
Bromodichloromethane	1/49	9.00E-03 - 9.00E-03	1.00E-03 - 5.00E-03	N	2.38E-03	mg/L

Table 2.6 Data summary for detected analytes (continued)

----- AREA_CODE=i MEDIA=UCRS Groundwater -----
(continued)

Analyte	Frequency of Detection	Detected Range	Nondetected Range	Distribution	Arithmetic Mean	Units
Chloroform	3/50	2.00E-03 - 2.40E-02	1.00E-03 - 5.00E-03	N	2.50E-03	mg/L
Dibromochloromethane	1/29	2.00E-03 - 2.00E-03	1.00E-03 - 5.00E-03	N	2.17E-03	mg/L
Dichlorodifluoromethane	3/28	1.00E-03 - 6.00E-03	1.00E-03 - 5.00E-03	N	2.34E-03	mg/L
Ethanol	3/28	7.00E-03 - 2.40E-02	5.00E-02 - 1.00E+00	L	1.88E-02	mg/L
Methylene chloride	10/28	1.00E-03 - 1.30E-02	1.00E-03 - 1.00E-02	L	3.12E-03	mg/L
Trichloroethene	9/89	1.00E-03 - 5.60E-02	1.00E-03 - 1.00E-03	N	2.20E-03	mg/L
Alpha activity	63/80	2.00E-01 - 3.49E+02	-1.07E+01 - 1.00E+03	L	1.25E+01	pCi/L
Beta activity	75/80	1.00E+00 - 1.00E+03	-4.00E+00 - 1.00E+03	L	3.60E+01	pCi/L
Cesium-137	3/4	2.00E-01 - 9.00E-01	-7.00E-01 --7.00E-01	N	8.75E-02	pCi/L
Cobalt-60	4/4	7.00E-01 - 1.40E+00		N	5.13E-01	pCi/L
Radium-226	3/4	3.00E-01 - 7.00E-01	0.00E+00 - 0.00E+00	N	1.63E-01	pCi/L
Radon-222	5/5	2.88E+02 - 5.19E+02		N	1.91E+02	pCi/L
Technetium-99	77/91	1.00E+00 - 3.39E+02	-4.00E+00 - 0.00E+00	L	2.77E+01	pCi/L

----- AREA_CODE=j MEDIA=McNairy Groundwater -----

Analyte	Frequency of Detection	Detected Range	Nondetected Range	Distribution	Arithmetic Mean	Units
Aluminum	2/2	2.16E-01 - 2.04E+00		N	5.64E-01	mg/L
Arsenic	1/2	8.54E-02 - 8.54E-02	5.00E-03 - 5.00E-03	N	2.26E-02	mg/L
Barium	2/2	6.80E-02 - 1.27E-01		N	4.88E-02	mg/L
Calcium	2/2	2.91E+01 - 5.51E+01		N	2.11E+01	mg/L
Chloride	2/2	1.00E+01 - 3.40E+01		N	1.10E+01	mg/L
Fluoride	2/2	1.30E-01 - 1.60E-01		N	1.45E-01	mg/L
Iron	1/2	1.22E-01 - 1.22E-01	1.00E-02 - 1.00E-02	N	3.30E-02	mg/L
Magnesium	2/2	1.31E+00 - 9.50E+00		N	2.70E+00	mg/L
Manganese	2/2	8.80E-02 - 3.02E+00		N	7.77E-01	mg/L
Molybdenum	1/2	3.15E-01 - 3.15E-01	5.00E-02 - 5.00E-02	N	9.13E-02	mg/L
Potassium	1/2	8.88E+00 - 8.88E+00	2.00E+00 - 2.00E+00	N	2.72E+00	mg/L
Silica	2/2	2.00E+00 - 1.70E+01		N	4.75E+00	mg/L
Sodium	2/2	1.52E+01 - 2.63E+01		N	1.04E+01	mg/L
Sulfate	2/2	2.60E+01 - 1.56E+02		N	4.55E+01	mg/L
Thallium	1/2	1.03E-01 - 1.03E-01	6.00E-02 - 6.00E-02	N	4.08E-02	mg/L
Uranium	1/2	1.00E-03 - 1.00E-03	1.00E-03 - 1.00E-03	N	1.00E-03	mg/L
Vanadium	2/2	1.01E-01 - 1.07E-01		N	5.20E-02	mg/L
Alpha activity	2/2	8.00E-01 - 1.00E+00		N	4.50E-01	pCi/L
Beta activity	2/2	6.00E+00 - 4.30E+01		N	1.23E+01	pCi/L

Table 2.6 Data summary for detected analytes (continued)

----- AREA_CODE=j MEDIA=McNairy Groundwater -----
(continued)

Analyte	Frequency of Detection	Detected Range	Nondetected Range	Distribution	Arithmetic Mean	Units
Technetium-99	2/2	1.30E+01 - 1.60E+01		N	1.45E+01	pCi/L
Thorium-230	1/2	1.00E-01 - 1.00E-01	0.00E+00 - 0.00E+00	N	2.50E-02	pCi/L

----- AREA_CODE=j MEDIA=RGa Groundwater -----

Analyte	Frequency of Detection	Detected Range	Nondetected Range	Distribution	Arithmetic Mean	Units
Aluminum	4/4	1.12E+00 - 7.84E+00		N	1.48E+00	mg/L
Arsenic	2/4	6.10E-03 - 9.10E-03	5.00E-03 - 5.00E-03	N	3.15E-03	mg/L
Barium	4/4	3.60E-02 - 1.11E-01		N	3.11E-02	mg/L
Calcium	4/4	1.22E+01 - 1.34E+02		N	3.92E+01	mg/L
Chloride	4/4	5.00E+00 - 1.80E+01		N	5.63E+00	mg/L
Copper	1/4	1.10E-02 - 1.10E-02	1.00E-02 - 1.00E-02	N	5.13E-03	mg/L
Fluoride	1/4	1.80E-01 - 1.80E-01	1.00E-01 - 1.00E-01	N	1.20E-01	mg/L
Iron	4/4	2.10E-02 - 1.03E+01		N	2.09E+00	mg/L
Magnesium	4/4	1.04E-01 - 1.81E+01		N	2.94E+00	mg/L
Manganese	4/4	4.40E-02 - 5.55E+00		N	8.10E-01	mg/L
Molybdenum	2/4	5.00E-02 - 2.86E-01	5.00E-02 - 5.00E-02	N	5.45E-02	mg/L
Nickel	1/4	5.20E-02 - 5.20E-02	5.00E-02 - 5.00E-02	N	2.53E-02	mg/L
Nitrate as Nitrogen	1/4	3.40E+00 - 3.40E+00	1.00E+00 - 1.00E+00	N	8.00E-01	mg/L
Potassium	3/4	3.21E+00 - 1.94E+01	2.00E+00 - 2.00E+00	N	4.49E+00	mg/L
Silica	4/4	7.00E+00 - 3.20E+01		N	7.50E+00	mg/L
Sodium	4/4	3.35E+00 - 2.26E+01		N	6.54E+00	mg/L
Sulfate	4/4	3.20E+01 - 7.42E+02		N	1.93E+02	mg/L
Thallium	3/4	9.50E-02 - 1.35E-01	6.00E-02 - 6.00E-02	N	5.23E-02	mg/L
Vanadium	3/4	7.10E-02 - 1.92E-01	5.00E-02 - 5.00E-02	N	5.69E-02	mg/L
Zinc	4/4	1.20E-02 - 4.10E-02		N	1.24E-02	mg/L
2-Butanone	1/1	1.60E-02 - 1.60E-02		NT	8.00E-03	mg/L
Alpha activity	4/4	2.00E-01 - 2.20E+00		N	4.50E-01	pCi/L
Beta activity	4/4	1.00E+00 - 4.30E+01		N	9.63E+00	pCi/L
Neptunium-237	2/4	1.00E-01 - 4.00E-01	-2.00E-01 --1.00E-01	N	2.50E-02	pCi/L
Technetium-99	4/4	1.20E+01 - 1.90E+01		N	1.63E+01	pCi/L
Thorium-230	3/4	1.00E-01 - 2.00E-01	0.00E+00 - 0.00E+00	N	6.25E-02	pCi/L

Table 2.6 Data summary for detected analytes (continued)

----- AREA_CODE=k MEDIA=Other Groundwater -----

Analyte	Frequency of Detection	Detected Range	Nondetected Range	Distribution	Arithmetic Mean	Units
Aluminum	37/55	2.14E-01 - 8.77E+01	6.25E-01 - 1.00E+00	L	4.86E+00	mg/L
Ammonia as Nitrogen	1/3	6.23E+00 - 6.23E+00	3.00E-02 - 3.00E-02	N	1.05E+00	mg/L
Antimony	2/40	2.38E-02 - 5.23E-02	2.00E-02 - 2.50E-01	N	6.86E-02	mg/L
Arsenic	5/75	1.60E-03 - 2.10E-02	1.00E-03 - 5.00E-03	N	2.48E-03	mg/L
Barium	42/75	3.41E-02 - 2.78E-01	5.00E-02 - 7.00E-02	L	8.41E-02	mg/L
Beryllium	6/40	1.90E-03 - 6.28E-02	1.00E-03 - 2.50E-02	L	1.12E-03	mg/L
Cadmium	1/75	1.60E-02 - 1.60E-02	2.00E-03 - 1.00E-01	L	3.65E-02	mg/L
Calcium	37/37	3.94E+00 - 4.39E+02		L	6.32E+01	mg/L
Chloride	35/35	2.70E+00 - 7.74E+01		L	9.28E+00	mg/L
Chromium	10/37	2.00E-03 - 8.50E-02	2.00E-03 - 6.00E-02	N	2.42E-02	mg/L
Cobalt	11/40	3.50E-03 - 1.01E+00	3.00E-03 - 1.00E-01	L	2.06E-02	mg/L
Copper	13/40	4.30E-03 - 3.40E-02	2.00E-03 - 1.00E-01	L	1.14E-02	mg/L
Fluoride	24/32	1.60E-01 - 6.40E-01	1.00E-01 - 1.00E-01	L	3.02E-01	mg/L
Iron	61/72	2.38E-01 - 1.23E+03	2.00E-01 - 5.00E-01	L	7.91E+01	mg/L
Kjeldahl Nitrogen	3/4	3.50E-01 - 1.38E+00	2.00E+00 - 2.00E+00	N	6.33E-01	mg/L
Lead	14/72	1.60E-03 - 1.78E+00	1.00E-03 - 2.50E-01	N	1.26E-01	mg/L
Magnesium	72/72	1.52E+00 - 1.72E+02		L	3.17E+01	mg/L
Manganese	70/72	3.20E-02 - 6.00E+01	2.00E-02 - 5.00E-02	L	6.59E+00	mg/L
Mercury	1/35	3.00E-04 - 3.00E-04	2.00E-04 - 4.00E-04	L	1.04E-04	mg/L
Nickel	23/75	7.70E-03 - 7.76E-01	5.00E-02 - 1.00E-01	L	6.12E-02	mg/L
Nitrate as Nitrogen	10/32	1.00E+00 - 3.80E+00	1.00E+00 - 1.00E+00	L	1.03E+00	mg/L
Nitrate/Nitrite	2/4	2.10E-01 - 2.20E-01	5.00E-02 - 5.00E-02	N	6.63E-02	mg/L
Potassium	38/69	6.04E-01 - 2.46E+01	2.00E+00 - 1.05E+01	N	5.61E+00	mg/L
Selenium	3/38	1.10E-03 - 4.90E-03	1.00E-03 - 5.00E-03	L	1.08E-03	mg/L
Silica	49/50	1.00E+01 - 5.02E+02	1.00E+01 - 1.00E+01	L	4.65E+01	mg/L
Silver	1/31	2.20E-03 - 2.20E-03	2.00E-03 - 6.00E-02	N	2.22E-02	mg/L
Sodium	72/72	8.18E+00 - 2.05E+02		L	2.56E+01	mg/L
Strontium	30/38	4.07E-01 - 2.33E+00	5.00E-01 - 1.21E+00	N	5.38E-01	mg/L
Sulfate	3/3	1.38E+01 - 1.98E+03		N	3.43E+02	mg/L
Sulfide	2/4	2.40E+00 - 2.40E+00	1.00E+00 - 1.00E+00	N	8.50E-01	mg/L
Tetraoxo-sulfate(1-)	29/29	1.70E+00 - 4.87E+03		L	8.46E+02	mg/L
Tin	1/4	1.05E-02 - 1.05E-02	1.00E-02 - 1.00E-02	N	5.06E-02	mg/L
Total Phosphate as Phosphorus	1/3	3.40E-01 - 3.40E-01	1.00E-01 - 1.00E-01	N	9.00E-02	mg/L
Uranium	48/77	1.00E-03 - 1.40E-02	1.00E-03 - 1.00E-03	N	2.77E-03	mg/L
Vanadium	15/17	1.70E-03 - 3.07E-01	5.00E-02 - 5.00E-02	L	7.43E-02	mg/L
Zinc	23/40	4.00E-03 - 1.99E+00	5.00E-03 - 2.50E-01	L	5.14E-02	mg/L
1,1,1-Trichloroethane	3/70	6.00E-03 - 4.40E-02	5.00E-03 - 2.50E-01	N	9.80E-03	mg/L
1,1-Dichloroethane	11/70	3.00E-03 - 1.40E-01	5.00E-03 - 2.50E-01	N	1.21E-02	mg/L
1,1-Dichloroethene	11/70	1.80E-02 - 4.60E-01	5.00E-03 - 2.50E-01	N	1.84E-02	mg/L
1,2-Dichloroethene	2/9	3.40E-02 - 3.30E-01	5.00E-03 - 5.00E-03	L	1.78E-03	mg/L
Acetone	1/9	1.00E-01 - 1.00E-01	1.00E-01 - 1.00E-01	N	5.00E-02	mg/L

Table 2.6 Data summary for detected analytes (continued)

----- AREA_CODE=k MEDIA=Other Groundwater -----
(continued)

Analyte	Frequency of Detection	Detected Range	Nondetected Range	Distribution	Arithmetic Mean	Units
Di-n-butyl phthalate	1/10	1.40E-02 - 1.40E-02	1.00E-02 - 1.00E-02	N	5.20E-03	mg/L
Methylene chloride	8/9	1.00E-03 - 1.10E-02	5.00E-03 - 5.00E-03	N	3.42E-03	mg/L
Naphthalene	1/10	7.00E-02 - 7.00E-02	1.00E-02 - 1.00E-02	N	8.00E-03	mg/L
Phenanthrene	1/10	2.00E-03 - 2.00E-03	1.00E-02 - 1.00E-02	N	4.60E-03	mg/L
Trichloroethene	22/81	1.00E-03 - 6.00E-01	1.00E-03 - 5.00E-03	N	1.96E-02	mg/L
Vinyl chloride	1/70	1.50E-02 - 1.50E-02	5.00E-03 - 2.50E-01	N	2.66E-02	mg/L
cis-1,2-Dichloroethene	32/62	1.40E-02 - 4.20E+00	5.00E-03 - 5.00E-03	L	4.17E-02	mg/L
Alpha activity	72/93	1.00E-01 - 5.99E+01	-1.13E+01 - 1.04E+01	L	7.14E+00	pCi/L
Beta activity	78/93	1.00E+00 - 1.60E+02	-6.00E+00 - 3.13E+01	L	2.00E+01	pCi/L
Neptunium-237	3/8	4.00E-01 - 5.50E-01	-1.00E-01 - 0.00E+00	N	7.19E-02	pCi/L
Plutonium-238	1/1	1.00E-01 - 1.00E-01		NT	5.00E-02	pCi/L
Plutonium-239	1/8	1.00E-01 - 1.00E-01	0.00E+00 - 7.00E-02	L	4.32E-02	pCi/L
Plutonium-242	1/1	1.83E-02 - 1.83E-02		NT	9.15E-03	pCi/L
Radium-226	5/6	2.00E-01 - 8.00E-01	0.00E+00 - 0.00E+00	N	1.92E-01	pCi/L
Radon-222	30/30	9.00E+00 - 1.31E+03		L	2.74E+02	pCi/L
Technetium-99	67/93	9.17E-01 - 1.88E+02	-1.59E+01 - 9.40E-01	L	8.35E+00	pCi/L
Thorium-228	1/1	7.80E-01 - 7.80E-01		NT	3.90E-01	pCi/L
Thorium-230	7/8	1.00E-01 - 7.90E-01	-3.00E-01 - -3.00E-01	N	1.49E-01	pCi/L
Thorium-232	1/1	6.40E-01 - 6.40E-01		NT	3.20E-01	pCi/L
Uranium-234	11/14	1.80E-01 - 8.44E+00	1.30E-01 - 1.70E-01	L	9.68E-01	pCi/L
Uranium-235	5/11	6.00E-02 - 6.10E-01	3.00E-02 - 1.20E-01	L	1.15E-01	pCi/L
Uranium-238	12/14	1.60E-01 - 8.72E+00	1.20E-01 - 1.90E-01	L	1.06E+00	pCi/L

----- AREA_CODE=k MEDIA=RGa Groundwater -----

Analyte	Frequency of Detection	Detected Range	Nondetected Range	Distribution	Arithmetic Mean	Units
Alpha activity	25/27	3.00E-01 - 6.00E+00	-2.30E+00 - -4.00E-01	N	1.33E+00	pCi/L
Beta activity	25/27	2.00E+00 - 1.20E+01	0.00E+00 - 1.00E+03	L	5.48E+00	pCi/L
Radon-222	5/6	3.80E+01 - 5.76E+02	0.00E+00 - 0.00E+00	N	8.99E+01	pCi/L
Technetium-99	8/31	6.00E+00 - 2.10E+01	0.00E+00 - 2.50E+01	N	2.12E+01	pCi/L

Table 2.6 Data summary for detected analytes (continued)

----- AREA_CODE=1 MEDIA=McNairy Groundwater -----

Analyte	Frequency of Detection	Detected Range	Nondetected Range	Distribution	Arithmetic Mean	Units
Aluminum	7/44	1.08E-01 - 1.50E+00	1.00E-01 - 1.00E+00	N	3.49E-01	mg/L
Antimony	1/26	1.85E-01 - 1.85E-01	6.00E-02 - 2.50E-01	N	8.30E-02	mg/L
Barium	17/18	8.40E-02 - 1.70E-01	7.00E-02 - 7.00E-02	N	7.10E-02	mg/L
Calcium	48/48	1.17E+01 - 2.76E+01		N	8.92E+00	mg/L
Chloride	45/45	5.40E+00 - 5.51E+01		L	4.03E+00	mg/L
Copper	2/18	1.60E-02 - 2.00E-02	1.00E-02 - 1.00E-01	L	1.06E-02	mg/L
Fluoride	25/25	1.40E-01 - 1.80E-01		N	1.63E-01	mg/L
Iron	47/48	2.34E+00 - 1.66E+01	3.00E-01 - 3.00E-01	N	5.17E+00	mg/L
Magnesium	48/48	5.60E+00 - 1.23E+01		L	3.90E+00	mg/L
Manganese	47/48	2.07E-01 - 9.11E-01	2.00E-02 - 2.00E-02	N	3.11E-01	mg/L
Nitrate as Nitrogen	1/45	5.60E+00 - 5.60E+00	1.00E+00 - 1.00E+00	N	5.51E-01	mg/L
Potassium	25/44	4.37E+00 - 1.23E+01	5.00E+00 - 1.05E+01	L	6.14E+00	mg/L
Silica	35/35	5.00E+00 - 3.40E+01		L	9.00E+00	mg/L
Sodium	48/48	1.50E+01 - 3.81E+01		L	1.31E+01	mg/L
Tetraoxo-sulfate(1-)	27/41	1.40E+00 - 2.89E+01	5.00E+00 - 5.00E+00	L	1.22E+01	mg/L
Thallium	1/8	1.02E+00 - 1.02E+00	5.60E-02 - 4.70E-01	L	1.51E-01	mg/L
Vanadium	5/8	4.00E-02 - 6.60E-02	5.00E-02 - 5.00E-02	L	5.21E-02	mg/L
Zinc	14/18	3.70E-02 - 1.90E-01	1.00E-01 - 2.50E-01	L	1.00E-01	mg/L
Trichloroethene	5/58	1.00E-03 - 9.60E+00	1.00E-03 - 5.00E-03	N	1.67E-01	mg/L
Alpha activity	41/50	2.00E-01 - 7.30E+00	-3.11E+01 - 0.00E+00	L	3.08E+00	pCi/L
Beta activity	49/50	1.00E+00 - 1.48E+03	0.00E+00 - 0.00E+00	L	1.69E+01	pCi/L
Neptunium-237	6/10	1.00E-01 - 4.00E-01	-3.00E-01 - 0.00E+00	N	5.50E-02	pCi/L
Plutonium-238	1/2	5.00E-02 - 5.00E-02	-1.00E-01 - -1.00E-01	N	-1.25E-02	pCi/L
Plutonium-239	1/7	1.00E-01 - 1.00E-01	0.00E+00 - 0.00E+00	N	7.14E-03	pCi/L
Radium-226	8/9	1.00E-01 - 8.60E-01	0.00E+00 - 0.00E+00	N	2.31E-01	pCi/L
Radon-222	44/44	2.20E+01 - 2.91E+02		L	5.76E+01	pCi/L
Technetium-99	39/58	5.00E-01 - 1.95E+03	-1.20E+01 - 0.00E+00	L	1.38E+01	pCi/L
Thorium-230	6/9	1.00E-02 - 8.00E-01	-1.41E-01 - 0.00E+00	L	2.95E-01	pCi/L

----- AREA_CODE=1 MEDIA=Other Groundwater -----

Analyte	Frequency of Detection	Detected Range	Nondetected Range	Distribution	Arithmetic Mean	Units
Methylene chloride	1/1	5.00E-03 - 5.00E-03		NT	2.50E-03	mg/L

Table 2.6 Data summary for detected analytes (continued)

----- AREA_CODE=1 MEDIA=RGa Groundwater -----

Analyte	Frequency of Detection	Detected Range	Nondetected Range	Distribution	Arithmetic Mean	Units
Aluminum	177/395	6.59E-02 - 1.43E+02	1.50E-02 - 1.00E+00	N	1.16E+00	mg/L
Arsenic	34/576	2.38E-03 - 1.40E-01	1.00E-03 - 5.00E-03	N	2.97E-03	mg/L
Barium	242/252	1.00E-02 - 2.20E+00	5.00E-02 - 7.00E-02	L	2.18E-01	mg/L
Beryllium	12/255	3.00E-04 - 1.40E-02	2.00E-04 - 1.00E-01	N	5.47E-03	mg/L
Cadmium	6/590	5.56E-04 - 2.13E-01	2.67E-04 - 3.00E-01	N	8.55E-03	mg/L
Calcium	485/485	2.88E+00 - 4.87E+01		N	1.24E+01	mg/L
Chloride	452/452	2.90E+00 - 5.86E+02		N	2.42E+01	mg/L
Chromium	85/585	2.40E-03 - 8.62E+00	2.00E-03 - 6.00E-02	N	4.37E-02	mg/L
Cobalt	11/249	4.60E-03 - 9.00E-02	1.78E-03 - 3.50E-01	N	2.45E-02	mg/L
Copper	26/260	4.10E-03 - 1.31E-01	2.00E-03 - 4.50E-01	N	1.42E-02	mg/L
Fluoride	210/317	1.00E-01 - 7.20E+00	1.00E-01 - 1.00E+00	N	1.93E-01	mg/L
Iron	360/490	1.80E-02 - 7.20E+02	1.00E-02 - 5.00E-01	N	3.69E+00	mg/L
Lead	21/490	2.40E-03 - 4.32E-01	1.00E-03 - 2.50E-01	N	4.62E-02	mg/L
Magnesium	491/491	8.79E-01 - 4.72E+01		N	5.02E+00	mg/L
Manganese	345/482	2.50E-03 - 8.20E+00	5.00E-03 - 1.00E-01	N	3.45E-01	mg/L
Mercury	1/472	3.00E-04 - 3.00E-04	2.00E-04 - 4.70E-02	N	3.18E-04	mg/L
Molybdenum	5/165	1.50E-02 - 1.00E-01	4.40E-03 - 1.00E-01	N	2.78E-02	mg/L
Nickel	94/266	7.40E-03 - 6.73E-01	4.20E-03 - 1.00E+00	N	5.74E-02	mg/L
Nitrate as Nitrogen	273/438	1.00E+00 - 3.93E+01	1.00E+00 - 1.00E+00	N	1.28E+00	mg/L
Nitrate/Nitrite	6/6	5.00E-02 - 9.40E+00		N	9.37E-01	mg/L
Potassium	77/445	1.10E-01 - 2.44E+01	2.00E+00 - 3.00E+01	N	2.95E+00	mg/L
Selenium	5/489	1.00E-03 - 4.76E-01	1.00E-03 - 1.50E-02	N	2.99E-03	mg/L
Silica	243/243	1.10E+01 - 4.50E+01		L	1.01E+01	mg/L
Silver	2/124	2.60E-03 - 5.70E-03	2.00E-03 - 6.00E-02	N	2.47E-02	mg/L
Sodium	490/490	3.71E+00 - 2.66E+02		L	1.46E+01	mg/L
Strontium	3/3	3.20E-01 - 3.33E-01		N	1.62E-01	mg/L
Sulfate	31/31	2.90E+00 - 4.20E+01		L	8.00E+00	mg/L
Tetraoxo-sulfate(1-)	399/417	1.80E+00 - 2.24E+02	2.00E+00 - 5.00E+00	N	8.02E+00	mg/L
Thallium	1/143	2.38E-01 - 2.38E-01	4.67E-04 - 4.70E-01	N	6.15E-02	mg/L
Tin	4/14	1.80E-02 - 8.00E-01	1.70E-02 - 2.80E-01	L	6.35E-02	mg/L
Total Phosphate as Phosphorus	12/268	1.70E+00 - 3.49E+01	2.00E+00 - 2.00E+00	N	1.12E+00	mg/L
Uranium	28/622	2.90E-04 - 1.90E-01	8.00E-05 - 9.20E-02	N	3.78E-03	mg/L
Vanadium	109/150	1.40E-03 - 9.50E-01	1.00E-03 - 2.50E-01	N	3.85E-02	mg/L
Zinc	100/262	5.00E-03 - 1.00E+00	5.00E-03 - 2.50E-01	N	2.33E-02	mg/L
1,1,2-Trichloro-1,2,2-trifluoroethane	2/4	8.80E-04 - 5.70E-03	3.60E-04 - 3.60E-04	N	9.13E-04	mg/L
1,1,2-Trichloroethane	1/659	2.00E-03 - 2.00E-03	5.00E-03 - 5.00E+01	N	9.32E-01	mg/L
1,1-Dichloroethane	1/602	4.10E-03 - 4.10E-03	5.00E-03 - 5.00E+01	N	3.35E-01	mg/L
1,1-Dichloroethene	4/604	1.30E-03 - 6.50E-02	5.00E-03 - 5.00E+01	N	3.39E-01	mg/L
1,2-Dichloroethane	1/667	1.10E-03 - 1.10E-03	1.00E-03 - 5.00E+01	N	9.33E-01	mg/L
4-Methyl-2-pentanone	1/22	2.50E-03 - 2.50E-03	1.10E-03 - 2.50E+01	L	2.21E-01	mg/L
Acetone	4/24	5.40E-03 - 2.30E-02	1.40E-03 - 2.50E+01	L	8.19E-03	mg/L

Table 2.6 Data summary for detected analytes (continued)

----- AREA_CODE=1 MEDIA=RGa Groundwater -----
(continued)

Analyte	Frequency of Detection	Detected Range	Nondetected Range	Distribution	Arithmetic Mean	Units
Bis(2-ethylhexyl)phthalate	2/12	1.00E-03 - 2.00E-03	9.00E-03 - 1.00E-02	N	4.21E-03	mg/L
Butyl benzyl phthalate	1/12	1.00E-03 - 1.00E-03	9.00E-03 - 1.00E-02	N	4.54E-03	mg/L
Carbon tetrachloride	4/668	1.20E-02 - 1.60E-01	5.00E-03 - 5.00E+01	N	9.62E-01	mg/L
Chlorobenzene	1/22	2.00E-03 - 2.00E-03	4.90E-04 - 1.30E+01	L	5.20E-02	mg/L
Chloroform	6/666	1.00E-03 - 1.40E-02	5.00E-03 - 5.00E+01	N	9.64E-01	mg/L
Di-n-butyl phthalate	2/12	8.00E-03 - 2.10E-02	1.00E-02 - 1.00E-02	L	6.95E-03	mg/L
Dimethylbenzene	1/627	2.20E+00 - 2.20E+00	5.00E-03 - 1.00E+02	N	5.60E-01	mg/L
Ethane	8/15	1.00E-03 - 1.97E-01	3.00E-02 - 3.00E-02	L	2.49E-02	mg/L
Ethylbenzene	1/628	8.70E-01 - 8.70E-01	5.00E-03 - 5.00E+01	N	3.22E-01	mg/L
Ethylene	8/15	7.00E-03 - 4.17E+00	3.00E-02 - 3.00E-02	L	8.38E-02	mg/L
Methylene chloride	8/22	4.00E-03 - 1.30E-01	3.50E-04 - 1.30E+01	L	3.85E-03	mg/L
Tetrachloroethene	7/689	1.90E-03 - 3.20E-01	5.00E-03 - 5.00E+01	N	1.59E+00	mg/L
Toluene	3/628	1.00E-03 - 1.10E-02	5.00E-03 - 5.00E+01	N	3.21E-01	mg/L
Trichloroethene	816/1E3	7.00E-04 - 4.60E+02	1.00E-03 - 1.00E+00	N	1.14E+01	mg/L
Vinyl chloride	2/680	2.50E+00 - 6.30E+00	1.30E-03 - 1.00E+02	N	3.53E+00	mg/L
cis-1,2-Dichloroethene	25/670	1.10E-03 - 4.20E+00	4.70E-04 - 5.00E+01	N	1.77E+00	mg/L
trans-1,2-Dichloroethene	4/666	4.90E-04 - 1.20E+00	4.80E-04 - 5.00E+01	N	1.77E+00	mg/L
Alpha activity	606/885	7.00E-02 - 6.59E+01	-1.59E+02 - 1.00E+03	N	4.45E+01	pCi/L
Americium-241	13/21	1.00E-02 - 3.50E+00	-1.30E+00 - 2.30E-01	L	4.02E-01	pCi/L
Beta activity	794/885	1.00E+00 - 9.83E+03	-1.00E+01 - 1.00E+03	N	2.19E+02	pCi/L
Cesium-137	9/36	1.00E-01 - 2.07E+01	-2.70E+00 - 1.87E+04	L	1.72E+00	pCi/L
Cobalt-60	8/11	2.00E-01 - 2.30E+00	-6.00E-01 - -2.00E-01	L	8.75E-01	pCi/L
Neptunium-237	36/58	3.00E-02 - 1.44E+01	-7.34E-01 - 2.04E+00	L	3.94E-01	pCi/L
Plutonium-238	9/13	1.00E-02 - 7.00E-02	-1.40E-01 - 0.00E+00	N	6.54E-03	pCi/L
Plutonium-239	12/38	1.00E-02 - 2.00E-01	-1.26E-01 - 0.00E+00	L	8.51E-02	pCi/L
Plutonium-239/240	5/7	8.87E-04 - 3.06E-02	-3.99E-03 - -3.54E-03	L	9.95E-03	pCi/L
Radium-226	40/45	6.00E-02 - 7.39E+02	0.00E+00 - 0.00E+00	L	1.96E+00	pCi/L
Radon-222	311/311	1.10E+01 - 9.48E+03		N	1.77E+02	pCi/L
Technetium-99	1E3/2E3	2.00E-01 - 1.67E+04	-1.00E+01 - 8.80E-01	N	3.12E+02	pCi/L
Thorium-230	41/52	2.69E-02 - 4.70E+00	-5.00E-01 - 6.00E-02	L	4.78E-01	pCi/L
Uranium-234	24/32	3.00E-02 - 2.00E+02	5.00E-02 - 5.00E-01	L	8.38E-01	pCi/L
Uranium-235	10/22	1.00E-02 - 9.96E+00	-1.00E-02 - 8.00E-02	L	6.55E-02	pCi/L
Uranium-235/236	8/10	1.00E-02 - 3.50E-01	0.00E+00 - 0.00E+00	L	8.60E-02	pCi/L
Uranium-238	21/29	1.00E-02 - 2.11E+02	-1.00E-02 - 3.00E-01	L	7.31E-01	pCi/L

Table 2.6 Data summary for detected analytes (continued)

----- AREA_CODE=1 MEDIA=UCRS Groundwater -----

Analyte	Frequency of Detection	Detected Range	Nondetected Range	Distribution	Arithmetic Mean	Units
Aluminum	129/151	6.80E-02 - 6.24E+01	1.00E-01 - 1.00E+00	L	2.10E+00	mg/L
Ammonia as Nitrogen	2/4	6.00E-02 - 1.60E-01	3.00E-02 - 3.00E-02	N	3.50E-02	mg/L
Antimony	3/133	2.48E-02 - 2.79E-02	2.40E-03 - 2.50E-01	N	4.50E-02	mg/L
Arsenic	69/263	2.30E-03 - 4.53E-01	1.00E-03 - 5.00E-03	N	1.13E-02	mg/L
Barium	126/134	1.80E-02 - 8.88E-01	5.00E-02 - 7.00E-02	L	2.57E-01	mg/L
Beryllium	5/127	2.00E-04 - 1.70E-03	2.00E-04 - 2.50E-02	N	3.36E-03	mg/L
Cadmium	6/269	1.20E-02 - 1.80E-02	2.67E-04 - 1.00E-01	N	6.94E-03	mg/L
Calcium	164/164	1.50E+00 - 3.78E+02		L	2.25E+01	mg/L
Chloride	161/162	4.20E+00 - 6.29E+02	2.00E+00 - 2.00E+00	L	1.03E+02	mg/L
Chromium	46/262	2.70E-03 - 1.36E+00	1.00E-02 - 6.00E-02	N	3.00E-02	mg/L
Cobalt	9/125	2.00E-03 - 6.76E-02	5.00E-03 - 1.00E-01	N	2.33E-02	mg/L
Copper	16/127	2.00E-03 - 3.30E-02	8.70E-03 - 1.00E-01	N	7.59E-03	mg/L
Cyanide	2/9	5.00E-03 - 1.00E-02	2.40E-03 - 6.00E-03	L	2.13E-03	mg/L
Fluoride	85/134	1.00E-01 - 2.40E+00	2.00E-02 - 2.00E-01	N	1.96E-01	mg/L
Iron	158/170	1.50E-02 - 3.44E+02	2.50E-01 - 5.00E-01	L	3.59E+00	mg/L
Kjeldahl Nitrogen	3/4	6.78E-01 - 8.95E+00	8.00E+00 - 8.00E+00	N	2.39E+00	mg/L
Lead	10/193	1.80E-03 - 1.38E+00	1.00E-03 - 2.50E-01	N	3.94E-02	mg/L
Magnesium	173/173	5.85E-01 - 9.40E+01		L	1.07E+01	mg/L
Manganese	143/168	8.00E-03 - 2.70E+01	5.00E-03 - 1.00E-01	L	3.93E-01	mg/L
Mercury	2/180	2.00E-04 - 3.00E-04	2.00E-04 - 4.70E-02	N	5.11E-04	mg/L
Molybdenum	1/105	1.00E-02 - 1.00E-02	4.40E-03 - 1.00E-01	N	2.49E-02	mg/L
Nickel	48/137	8.20E-03 - 2.30E+00	5.00E-02 - 1.00E-01	N	1.05E-01	mg/L
Nitrate as Nitrogen	40/150	1.00E+00 - 2.69E+01	1.00E+00 - 1.00E+00	N	6.98E-01	mg/L
Nitrate/Nitrite	7/9	9.90E-03 - 9.38E+00	5.00E-02 - 5.00E-02	L	5.07E-01	mg/L
Orthophosphate	3/3	1.50E-01 - 1.60E-01		N	7.83E-02	mg/L
Potassium	32/165	4.54E-01 - 2.98E+01	1.80E-02 - 1.05E+01	N	2.34E+00	mg/L
Selenium	9/183	1.70E-03 - 1.60E-02	1.00E-03 - 1.50E-02	N	2.52E-03	mg/L
Silica	87/87	9.00E+00 - 7.90E+01		L	1.58E+01	mg/L
Silver	3/27	3.30E-03 - 5.00E-03	2.00E-03 - 6.00E-02	L	2.77E-03	mg/L
Sodium	173/173	5.03E+00 - 2.81E+02		L	5.33E+01	mg/L
Strontium	9/10	7.46E-01 - 1.64E+00	1.21E+00 - 1.21E+00	L	1.12E+00	mg/L
Sulfate	17/18	5.20E+00 - 2.19E+02	3.00E+01 - 3.00E+01	L	7.68E+01	mg/L
Sulfide	3/4	1.20E+00 - 6.40E+01	1.00E+00 - 1.00E+00	N	8.53E+00	mg/L
Tetraoxo-sulfate(1-)	138/143	5.00E+00 - 6.95E+02	5.00E+00 - 5.00E+00	L	8.23E+01	mg/L
Thallium	2/108	7.30E-03 - 9.10E-02	4.67E-04 - 4.70E-01	N	4.58E-02	mg/L
Tin	1/5	2.60E-02 - 2.60E-02	1.00E-02 - 2.80E-01	N	3.50E-02	mg/L
Uranium	41/226	2.80E-04 - 1.30E-01	1.00E-03 - 9.20E-02	N	9.31E-03	mg/L
Vanadium	94/110	1.80E-03 - 7.11E-01	1.00E-03 - 5.00E-02	N	6.75E-02	mg/L
Zinc	66/128	2.70E-03 - 9.90E-02	5.00E-03 - 2.50E-01	L	1.49E-02	mg/L
1,1,1-Trichloroethane	2/106	3.00E-03 - 1.60E-02	3.60E-04 - 5.00E+01	N	3.91E-01	mg/L
1,1-Dichloroethane	3/108	1.10E-03 - 1.20E-02	3.70E-04 - 5.00E+01	N	3.86E-01	mg/L

Table 2.6 Data summary for detected analytes (continued)

----- AREA_CODE=1 MEDIA=UCRS Groundwater -----
(continued)

Analyte	Frequency of Detection	Detected Range	Nondetected Range	Distribution	Arithmetic Mean	Units
1,1-Dichloroethene	10/125	1.60E-03 - 2.00E-01	4.40E-04 - 5.00E+01	N	3.55E-01	mg/L
1,2-Dichloroethane	1/152	2.00E-03 - 2.00E-03	2.70E-04 - 5.00E+01	N	1.90E+00	mg/L
1,2-Dichloroethene	2/10	5.00E-03 - 1.40E-02	5.00E-03 - 5.00E-03	N	2.95E-03	mg/L
2,4-Dichlorophenol	1/10	4.00E-04 - 4.00E-04	1.60E-04 - 1.00E-02	L	9.05E-03	mg/L
2,4-Dimethylphenol	1/10	4.40E-03 - 4.40E-03	1.10E-04 - 1.00E-02	N	3.73E-03	mg/L
4-Methyl-2-pentanone	1/13	1.90E-03 - 1.90E-03	1.10E-03 - 2.50E+01	L	4.27E-01	mg/L
4-Methylphenol	1/10	2.10E-04 - 2.10E-04	1.80E-04 - 1.00E-02	L	9.54E-03	mg/L
Acetone	1/14	5.20E-03 - 5.20E-03	1.40E-03 - 2.50E+01	L	5.43E-01	mg/L
Benzene	3/189	1.00E-03 - 7.80E-03	3.80E-04 - 5.00E+01	N	2.32E-01	mg/L
Bis(2-ethylhexyl)phthalate	1/10	1.00E-03 - 1.00E-03	3.00E-04 - 1.00E-02	L	5.80E-03	mg/L
Chloroethane	1/17	8.20E-01 - 8.20E-01	1.40E-03 - 2.50E+01	L	7.15E-01	mg/L
Chloroform	7/153	5.00E-03 - 1.70E-02	4.10E-04 - 5.00E+01	N	2.02E+00	mg/L
Di-n-butyl phthalate	3/10	4.40E-04 - 9.80E-04	1.00E-02 - 1.00E-02	L	7.51E-04	mg/L
Diethyl phthalate	1/10	8.50E-04 - 8.50E-04	2.30E-04 - 1.00E-02	L	7.17E-03	mg/L
Dimethylbenzene	13/189	7.20E-03 - 2.80E+00	1.30E-03 - 1.00E+02	N	4.07E-01	mg/L
Ethane	3/5	1.28E-01 - 3.03E-01	3.00E-02 - 3.00E-02	N	6.87E-02	mg/L
Ethylbenzene	15/190	8.70E-04 - 1.50E+00	4.40E-04 - 5.00E+01	N	2.50E-01	mg/L
Ethylene	3/5	2.24E+00 - 3.96E+00	3.00E-02 - 3.00E-02	N	9.18E-01	mg/L
Fluorene	1/17	7.00E-03 - 7.00E-03	2.20E-04 - 1.00E-02	N	3.17E-03	mg/L
Isophorone	1/10	6.60E-03 - 6.60E-03	2.20E-04 - 1.00E-02	N	3.85E-03	mg/L
Methylene chloride	6/13	5.00E-03 - 1.80E-02	3.50E-04 - 1.30E+01	L	3.49E-03	mg/L
Naphthalene	1/17	4.70E-02 - 4.70E-02	2.90E-04 - 1.00E-02	L	6.35E-03	mg/L
Phenanthrene	1/17	5.00E-03 - 5.00E-03	2.10E-04 - 1.00E-02	N	3.11E-03	mg/L
Toluene	1/188	1.80E-02 - 1.80E-02	4.40E-04 - 5.00E+01	N	2.33E-01	mg/L
Trichloroethene	314/470	1.00E-03 - 3.10E+03	1.00E-03 - 1.00E-01	N	2.08E+01	mg/L
Vinyl chloride	34/168	4.20E-02 - 5.00E+00	1.30E-03 - 1.00E+02	N	7.60E+00	mg/L
cis-1,2-Dichloroethene	58/158	6.70E-04 - 4.90E+00	4.70E-04 - 5.00E+01	N	3.74E+00	mg/L
trans-1,2-Dichloroethene	3/157	3.40E-03 - 5.00E-01	4.80E-04 - 5.00E+01	N	3.33E+00	mg/L
Alpha activity	288/344	1.41E-01 - 5.75E+01	-1.00E+01 - 1.00E+03	N	3.49E+01	pCi/L
Americium-241	2/5	1.90E-01 - 3.40E-01	-2.60E+00 - 0.00E+00	N	-3.97E-01	pCi/L
Beta activity	314/344	1.00E+00 - 1.26E+03	-9.00E+00 - 1.00E+03	L	4.98E+01	pCi/L
Cobalt-60	2/3	1.00E-01 - 1.20E+00	-4.00E-01 - -4.00E-01	N	1.50E-01	pCi/L
Neptunium-237	10/16	1.00E-02 - 2.37E+00	-4.00E-01 - 8.00E-02	L	3.33E-01	pCi/L
Plutonium-238	3/4	8.00E-02 - 1.10E-01	0.00E+00 - 0.00E+00	N	3.63E-02	pCi/L
Plutonium-239	5/13	1.00E-02 - 7.60E-01	-2.31E-01 - 9.00E-02	L	1.50E-01	pCi/L
Plutonium-239/240	1/1	2.07E-02 - 2.07E-02		NT	1.04E-02	pCi/L
Radium-226	2/5	3.70E-01 - 6.00E-01	0.00E+00 - 0.00E+00	N	9.70E-02	pCi/L
Radon-222	44/44	1.20E+01 - 2.05E+03		N	4.20E+02	pCi/L
Technetium-99	459/496	1.00E+00 - 1.01E+03	-7.00E+00 - 5.53E+02	N	1.66E+02	pCi/L
Thorium-228	2/2	3.40E-01 - 6.40E-01		N	2.45E-01	pCi/L

Table 2.6 Data summary for detected analytes (continued)

----- AREA_CODE=l MEDIA=UCRS Groundwater -----
(continued)

Analyte	Frequency of Detection	Detected Range	Nondetected Range	Distribution	Arithmetic Mean	Units
Thorium-230	13/15	8.00E-02 - 8.00E-01	-2.68E-01 - 0.00E+00	N	2.09E-01	pCi/L
Thorium-232	2/2	1.80E-01 - 4.90E-01		N	1.68E-01	pCi/L
Uranium-234	14/16	1.50E-01 - 1.84E+01	3.00E-01 - 3.00E-01	L	2.19E+00	pCi/L
Uranium-235	6/9	9.12E-02 - 1.22E+00	1.52E-02 - 1.72E-02	L	2.42E-01	pCi/L
Uranium-235/236	4/5	1.00E-02 - 8.00E-02	-1.88E-01 --1.88E-01	N	-1.16E-02	pCi/L
Uranium-238	13/14	8.00E-02 - 4.19E+01	2.10E-01 - 2.10E-01	L	4.28E+00	pCi/L

----- AREA_CODE=m MEDIA=McNairy Groundwater -----

Analyte	Frequency of Detection	Detected Range	Nondetected Range	Distribution	Arithmetic Mean	Units
Aluminum	23/66	1.02E-01 - 9.04E+01	1.00E-01 - 1.00E+00	L	4.19E-01	mg/L
Arsenic	4/41	5.00E-03 - 8.54E-02	5.00E-03 - 5.00E-03	N	3.89E-03	mg/L
Barium	34/41	6.80E-02 - 6.70E-01	5.00E-02 - 7.00E-02	L	1.65E-01	mg/L
Beryllium	1/41	1.70E-02 - 1.70E-02	4.00E-03 - 2.50E-02	N	5.82E-03	mg/L
Cadmium	1/41	2.10E-02 - 2.10E-02	1.00E-02 - 1.00E-01	L	1.44E-02	mg/L
Calcium	71/71	4.20E+00 - 1.18E+02		L	8.06E+00	mg/L
Chloride	68/68	2.60E+00 - 3.40E+01		N	8.46E+00	mg/L
Chromium	2/33	5.60E-02 - 2.32E-01	5.00E-02 - 6.00E-02	L	7.93E-03	mg/L
Cobalt	1/41	1.21E-01 - 1.21E-01	4.50E-02 - 1.00E-01	L	2.80E-02	mg/L
Copper	4/41	1.30E-02 - 1.63E-01	1.00E-02 - 1.00E-01	L	3.85E-03	mg/L
Fluoride	46/46	1.30E-01 - 3.90E-01		N	2.58E-01	mg/L
Iron	69/71	1.22E-01 - 1.79E+02	1.00E-02 - 3.60E-01	L	2.18E+01	mg/L
Magnesium	71/71	1.31E+00 - 6.46E+01		L	3.01E+00	mg/L
Manganese	71/71	8.20E-02 - 3.91E+00		L	3.97E-01	mg/L
Mercury	1/24	4.50E-03 - 4.50E-03	2.00E-04 - 2.00E-04	N	1.90E-04	mg/L
Molybdenum	1/36	3.15E-01 - 3.15E-01	5.00E-02 - 1.00E-01	L	3.24E-02	mg/L
Nickel	2/41	1.07E-01 - 1.09E-01	5.00E-02 - 1.00E-01	N	3.86E-02	mg/L
Nitrate as Nitrogen	4/68	1.00E+00 - 2.30E+00	1.00E+00 - 1.00E+00	N	5.15E-01	mg/L
Potassium	53/69	3.82E+00 - 8.61E+01	2.00E+00 - 1.05E+01	L	1.25E+01	mg/L
Silica	56/56	2.00E+00 - 5.80E+01		N	1.54E+01	mg/L
Sodium	71/71	1.41E+01 - 7.65E+01		L	1.01E+01	mg/L
Sulfate	4/4	1.90E+01 - 1.17E+03		N	1.71E+02	mg/L
Tetraoxo-sulfate(1-)	59/59	6.90E+00 - 1.97E+01		N	7.38E+00	mg/L
Thallium	2/24	1.03E-01 - 1.23E-01	5.60E-02 - 4.70E-01	L	2.35E-02	mg/L
Total Phosphate as Phosphorus	1/35	5.20E+00 - 5.20E+00	2.00E+00 - 2.00E+00	N	1.05E+00	mg/L
Uranium	4/49	1.00E-03 - 1.80E-02	1.00E-03 - 1.00E-03	N	1.37E-03	mg/L

Table 2.6 Data summary for detected analytes (continued)

----- AREA_CODE=m MEDIA=McNairy Groundwater -----
(continued)

Analyte	Frequency of Detection	Detected Range	Nondetected Range	Distribution	Arithmetic Mean	Units
Vanadium	16/24	5.20E-02 - 8.36E-01	4.00E-02 - 5.00E-02	L	1.03E-01	mg/L
Zinc	19/41	5.00E-03 - 5.64E-01	5.00E-03 - 2.50E-01	L	2.37E-02	mg/L
Trichloroethene	5/96	2.00E-03 - 7.00E-03	1.00E-03 - 1.00E-02	N	1.29E-03	mg/L
Alpha activity	83/95	5.00E-01 - 1.07E+02	-1.80E+01 --4.90E-01	L	4.83E+00	pCi/L
Beta activity	95/95	3.00E+00 - 2.36E+02		L	1.62E+01	pCi/L
Neptunium-237	6/17	1.00E-01 - 5.00E-01	-7.00E-01 --1.00E-01	N	-5.59E-02	pCi/L
Plutonium-239	3/17	1.00E-01 - 2.00E-01	0.00E+00 - 0.00E+00	N	1.18E-02	pCi/L
Radium-226	11/13	2.00E-01 - 1.30E+00	-7.00E-01 --6.00E-01	L	6.87E-01	pCi/L
Radon-222	54/54	6.40E+01 - 3.91E+02		N	1.10E+02	pCi/L
Technetium-99	74/100	1.00E+00 - 5.30E+01	-1.29E+01 - 0.00E+00	L	9.75E+00	pCi/L
Thorium-230	10/17	1.00E-01 - 2.30E+00	-1.00E-01 - 0.00E+00	L	3.20E-01	pCi/L

----- AREA_CODE=m MEDIA=Other Groundwater -----

Analyte	Frequency of Detection	Detected Range	Nondetected Range	Distribution	Arithmetic Mean	Units
Aluminum	61/83	1.16E-01 - 8.77E+01	6.20E-01 - 1.00E+00	L	2.32E+00	mg/L
Ammonia as Nitrogen	1/3	6.23E+00 - 6.23E+00	3.00E-02 - 3.00E-02	N	1.05E+00	mg/L
Antimony	3/68	2.38E-02 - 6.40E-02	2.00E-02 - 2.50E-01	L	2.07E-02	mg/L
Arsenic	5/103	1.60E-03 - 2.10E-02	1.00E-03 - 5.00E-03	N	2.48E-03	mg/L
Barium	67/103	3.41E-02 - 2.78E-01	5.00E-02 - 2.00E-01	L	9.16E-02	mg/L
Beryllium	6/68	1.90E-03 - 6.28E-02	1.00E-03 - 2.50E-02	L	3.03E-04	mg/L
Cadmium	1/103	1.60E-02 - 1.60E-02	2.00E-03 - 1.00E-01	N	2.21E-02	mg/L
Calcium	65/65	3.94E+00 - 4.39E+02		L	2.87E+01	mg/L
Chloride	63/63	2.70E+00 - 7.74E+01		L	1.36E+01	mg/L
Chromium	11/65	2.00E-03 - 9.40E-02	2.00E-03 - 6.00E-02	N	2.49E-02	mg/L
Cobalt	11/68	3.50E-03 - 1.01E+00	3.00E-03 - 1.00E-01	N	4.58E-02	mg/L
Copper	18/67	4.30E-03 - 4.80E-02	2.00E-03 - 1.00E-01	L	9.64E-03	mg/L
Fluoride	51/59	1.50E-01 - 2.90E+00	1.00E-01 - 1.00E-01	L	4.89E-01	mg/L
Iron	82/100	1.60E-02 - 1.23E+03	1.00E-02 - 5.00E-01	L	2.29E+01	mg/L
Kjeldahl Nitrogen	3/4	3.50E-01 - 1.38E+00	2.00E+00 - 2.00E+00	N	6.33E-01	mg/L
Lead	14/100	1.60E-03 - 1.78E+00	1.00E-03 - 2.50E-01	N	1.02E-01	mg/L
Magnesium	100/100	1.52E+00 - 1.72E+02		L	2.15E+01	mg/L
Manganese	82/100	7.00E-03 - 6.00E+01	5.00E-03 - 5.00E-02	L	2.03E+00	mg/L
Mercury	2/61	3.00E-04 - 3.80E-03	2.00E-04 - 4.00E-04	N	1.32E-04	mg/L
Nickel	25/103	7.70E-03 - 7.76E-01	5.00E-02 - 1.00E-01	L	3.99E-02	mg/L
Nitrate as Nitrogen	35/60	1.00E+00 - 4.60E+00	1.00E+00 - 1.00E+00	L	1.74E+00	mg/L

Table 2.6 Data summary for detected analytes (continued)

----- AREA_CODE=m MEDIA=Other Groundwater -----
(continued)

Analyte	Frequency of Detection	Detected Range	Nondetected Range	Distribution	Arithmetic Mean	Units
Nitrate/Nitrite	2/4	2.10E-01 - 2.20E-01	5.00E-02 - 5.00E-02	N	6.63E-02	mg/L
Potassium	39/97	6.04E-01 - 2.46E+01	2.00E+00 - 1.05E+01	L	5.18E+00	mg/L
Selenium	3/66	1.10E-03 - 4.90E-03	1.00E-03 - 1.50E-02	N	2.37E-03	mg/L
Silica	77/78	6.00E+00 - 5.02E+02	1.00E+01 - 1.00E+01	L	3.51E+01	mg/L
Silver	1/31	2.20E-03 - 2.20E-03	2.00E-03 - 6.00E-02	N	2.22E-02	mg/L
Sodium	100/100	8.18E+00 - 2.05E+02		L	2.83E+01	mg/L
Strontium	30/38	4.07E-01 - 2.33E+00	5.00E-01 - 1.21E+00	N	5.38E-01	mg/L
Sulfate	3/3	1.38E+01 - 1.98E+03		N	3.43E+02	mg/L
Sulfide	2/4	2.40E+00 - 2.40E+00	1.00E+00 - 1.00E+00	N	8.50E-01	mg/L
Tetraoxo-sulfate(1-)	48/48	1.70E+00 - 4.87E+03		L	2.37E+02	mg/L
Thallium	1/45	7.50E-02 - 7.50E-02	1.00E-03 - 4.70E-01	L	7.93E-02	mg/L
Tin	1/4	1.05E-02 - 1.05E-02	1.00E-02 - 1.00E-02	N	5.06E-03	mg/L
Total Phosphate as Phosphorus	1/3	3.40E-01 - 3.40E-01	1.00E-01 - 1.00E-01	N	9.00E-02	mg/L
Uranium	48/103	1.00E-03 - 1.40E-02	1.00E-03 - 1.00E-03	N	2.32E-03	mg/L
Vanadium	33/45	1.70E-03 - 4.98E+00	4.10E-02 - 5.00E-02	L	7.76E-02	mg/L
Zinc	36/68	4.00E-03 - 1.99E+00	5.00E-03 - 2.50E-01	L	2.88E-02	mg/L
1,1,1-Trichloroethane	3/71	6.00E-03 - 4.40E-02	5.00E-03 - 2.50E-01	N	9.70E-03	mg/L
1,1-Dichloroethane	11/71	3.00E-03 - 1.40E-01	5.00E-03 - 2.50E-01	N	1.20E-02	mg/L
1,1-Dichloroethene	11/71	1.80E-02 - 4.60E-01	5.00E-03 - 2.50E-01	N	1.82E-02	mg/L
1,2-Dichloroethene	2/9	3.40E-02 - 3.30E-01	5.00E-03 - 5.00E-03	L	1.78E-03	mg/L
Acetone	1/9	1.00E-01 - 1.00E-01	1.00E-01 - 1.00E-01	N	5.00E-02	mg/L
Di-n-butyl phthalate	1/10	1.40E-02 - 1.40E-02	1.00E-02 - 1.00E-02	N	5.20E-03	mg/L
Methylene chloride	8/9	1.00E-03 - 1.10E-02	5.00E-03 - 5.00E-03	N	3.42E-03	mg/L
Naphthalene	1/10	7.00E-02 - 7.00E-02	1.00E-02 - 1.00E-02	N	8.00E-03	mg/L
Phenanthrene	1/10	2.00E-03 - 2.00E-03	1.00E-02 - 1.00E-02	N	4.60E-03	mg/L
Trichloroethene	22/110	1.00E-03 - 6.00E-01	1.00E-03 - 5.00E-03	N	1.47E-02	mg/L
Vinyl chloride	1/71	1.50E-02 - 1.50E-02	5.00E-03 - 2.50E-01	N	2.64E-02	mg/L
cis-1,2-Dichloroethene	32/63	1.40E-02 - 4.20E+00	5.00E-03 - 5.00E-03	L	3.94E-02	mg/L
Alpha activity	93/121	1.00E-01 - 5.99E+01	-1.13E+01 - 1.04E+01	L	5.90E+00	pCi/L
Beta activity	106/121	1.00E+00 - 1.60E+02	-6.00E+00 - 3.13E+01	L	1.55E+01	pCi/L
Neptunium-237	13/36	1.00E-01 - 8.00E-01	-1.00E+00 - 0.00E+00	L	3.92E-01	pCi/L
Plutonium-238	1/1	1.00E-01 - 1.00E-01		NT	5.00E-02	pCi/L
Plutonium-239	7/35	1.00E-01 - 1.00E-01	0.00E+00 - 7.00E-02	L	4.82E-02	pCi/L
Plutonium-242	1/1	1.83E-02 - 1.83E-02		NT	9.15E-03	pCi/L
Radium-226	24/30	1.00E-01 - 9.00E-01	-1.00E+00 - 0.00E+00	L	4.47E-01	pCi/L
Radon-222	58/58	9.00E+00 - 5.29E+03		L	3.30E+02	pCi/L
Technetium-99	87/121	9.17E-01 - 1.88E+02	-1.59E+01 - 9.40E-01	L	9.18E+00	pCi/L
Thorium-228	1/1	7.80E-01 - 7.80E-01		NT	3.90E-01	pCi/L
Thorium-230	30/36	1.00E-01 - 1.60E+00	-5.00E-01 - 0.00E+00	N	2.04E-01	pCi/L
Thorium-232	1/1	6.40E-01 - 6.40E-01		NT	3.20E-01	pCi/L

Table 2.6 Data summary for detected analytes (continued)

----- AREA_CODE=m MEDIA=Other Groundwater -----
(continued)

Analyte	Frequency of Detection	Detected Range	Nondetected Range	Distribution	Arithmetic Mean	Units
Uranium-234	11/14	1.80E-01 - 8.44E+00	1.30E-01 - 1.70E-01	L	9.68E-01	pCi/L
Uranium-235	5/11	6.00E-02 - 6.10E-01	3.00E-02 - 1.20E-01	L	1.15E-01	pCi/L
Uranium-238	12/14	1.60E-01 - 8.72E+00	1.20E-01 - 1.90E-01	L	1.06E+00	pCi/L

----- AREA_CODE=m MEDIA=RGa Groundwater -----

Analyte	Frequency of Detection	Detected Range	Nondetected Range	Distribution	Arithmetic Mean	Units
Aluminum	263/594	2.80E-02 - 4.85E+01	2.00E-02 - 1.00E+00	N	6.42E-01	mg/L
Antimony	6/782	1.70E-03 - 2.73E-01	1.30E-03 - 2.50E-01	N	7.61E-02	mg/L
Arsenic	23/788	1.80E-03 - 3.60E-02	5.00E-03 - 5.00E-03	N	2.58E-03	mg/L
Barium	758/784	2.10E-02 - 2.70E+00	3.50E-02 - 7.00E-02	N	9.39E-02	mg/L
Beryllium	31/719	2.00E-04 - 8.00E-03	1.00E-04 - 2.50E-02	N	6.87E-03	mg/L
Bicarbonate	3/3	1.81E+02 - 2.37E+02		N	1.01E+02	mg/L
Boron	34/48	3.00E-02 - 1.54E+00	3.00E-02 - 3.00E-02	L	1.63E-01	mg/L
Cadmium	13/799	1.00E-04 - 3.42E-01	5.00E-04 - 1.00E-01	N	9.16E-03	mg/L
Calcium	678/679	4.63E+00 - 1.34E+02	2.06E+01 - 2.06E+01	N	1.25E+01	mg/L
Cerium	24/48	8.00E-02 - 8.00E-02	8.00E-02 - 8.00E-02	N	4.00E-02	mg/L
Chloride	976/979	2.70E+00 - 1.62E+02	2.00E+01 - 2.00E+01	N	2.07E+01	mg/L
Chromium	260/783	3.10E-03 - 2.51E+01	2.00E-03 - 1.32E+00	N	1.45E-01	mg/L
Cobalt	38/720	3.40E-03 - 8.40E-02	5.00E-03 - 4.50E-01	N	2.75E-02	mg/L
Copper	88/794	4.00E-03 - 1.87E+00	4.00E-03 - 1.00E-01	N	2.66E-02	mg/L
Fluoride	508/524	1.00E-01 - 7.10E-01	1.00E-01 - 1.80E-01	N	1.64E-01	mg/L
Gallium	24/48	9.00E-02 - 9.00E-02	9.00E-02 - 9.00E-02	N	4.50E-02	mg/L
Iron	779/1E3	1.00E-02 - 2.91E+02	5.00E-03 - 2.88E+00	N	2.06E+00	mg/L
Lead	13/588	4.00E-03 - 1.29E-01	3.00E-03 - 2.50E-01	N	4.79E-02	mg/L
Lithium	24/48	8.00E-02 - 8.00E-02	8.00E-02 - 8.00E-02	N	4.00E-02	mg/L
Magnesium	681/681	1.04E-01 - 3.49E+01		N	4.92E+00	mg/L
Manganese	374/680	5.00E-03 - 1.49E+01	5.00E-03 - 1.00E+00	N	8.16E-02	mg/L
Mercury	2/576	3.00E-04 - 3.00E-04	2.00E-04 - 2.00E-03	N	1.16E-04	mg/L
Molybdenum	27/344	3.00E-02 - 2.86E-01	3.00E-02 - 1.00E-01	N	2.76E-02	mg/L
Nickel	230/794	1.00E-02 - 1.89E+00	1.00E-02 - 1.00E-01	N	6.01E-02	mg/L
Nitrate as Nitrogen	843/966	6.20E-01 - 3.83E+01	1.00E-01 - 1.00E+00	N	9.46E-01	mg/L
Potassium	186/638	1.39E+00 - 4.41E+01	2.00E+00 - 1.05E+01	N	2.79E+00	mg/L
Selenium	3/602	5.00E-03 - 9.00E-03	1.40E-03 - 1.50E-02	N	2.52E-03	mg/L
Silica	325/326	7.00E+00 - 5.20E+01	5.00E+00 - 5.00E+00	N	9.01E+00	mg/L
Silver	16/569	1.00E-03 - 3.90E-01	7.00E-04 - 6.00E-02	N	2.22E-02	mg/L

Table 2.6 Data summary for detected analytes (continued)

----- AREA_CODE=m MEDIA=RGa Groundwater -----
(continued)

Analyte	Frequency of Detection	Detected Range	Nondetected Range	Distribution	Arithmetic Mean	Units
Sodium	1E3/1E3	3.35E+00 - 7.86E+01	5.00E+00 - 5.00E+00	N	1.83E+01	mg/L
Strontium	54/54	6.50E-02 - 1.70E-01		L	5.77E-02	mg/L
Sulfate	119/136	5.00E+00 - 7.42E+02	5.00E+00 - 1.00E+01	N	2.10E+01	mg/L
Tetraoxo-sulfate(1-)	539/552	3.00E+00 - 3.98E+02	5.00E+00 - 5.00E+00	N	1.01E+01	mg/L
Thallium	5/557	7.20E-02 - 1.35E-01	1.50E-03 - 4.70E-01	N	1.02E-01	mg/L
Thorium	24/48	5.00E-02 - 5.00E-02	5.00E-02 - 5.00E-02	N	2.50E-02	mg/L
Titanium	27/48	6.00E-02 - 2.20E-01	6.00E-02 - 6.00E-02	N	3.31E-02	mg/L
Total Phosphate as Phosphorus	3/289	2.20E+00 - 2.80E+00	2.00E+00 - 2.00E+00	N	1.00E+00	mg/L
Uranium	25/823	1.00E-03 - 2.40E-02	1.00E-03 - 1.00E-03	N	1.09E-03	mg/L
Vanadium	262/567	4.00E-03 - 4.28E-01	5.00E-03 - 5.00E-01	N	5.99E-02	mg/L
Zinc	251/794	5.00E-03 - 5.30E+00	5.00E-03 - 5.00E-01	N	5.00E-02	mg/L
Zirconium	24/48	2.00E-02 - 2.00E-02	2.00E-02 - 2.00E-02	N	1.00E-02	mg/L
1,1,1-Trichloroethane	1/1E3	4.00E-03 - 4.00E-03	5.00E-05 - 5.00E+00	N	3.60E-02	mg/L
1,1-Dichloroethene	3/1E3	1.60E-03 - 2.00E-02	5.00E-05 - 5.00E+00	N	3.59E-02	mg/L
1,2-Dichlorobenzene	1/343	5.70E-05 - 5.70E-05	5.00E-05 - 2.00E-02	N	2.46E-03	mg/L
1,2-Dichloroethene	5/36	1.00E-03 - 1.40E-02	1.00E-03 - 5.00E-02	L	9.52E-04	mg/L
1,3,5-Trimethylbenzene	1/1	2.00E-04 - 2.00E-04		NT	1.00E-04	mg/L
1,4-Dichlorobenzene	1/343	6.20E-05 - 6.20E-05	5.00E-05 - 2.00E-02	N	2.46E-03	mg/L
2-Butanone	45/382	2.00E-03 - 1.70E-01	5.00E-03 - 5.00E-01	N	9.69E-03	mg/L
4-Bromofluorobenzene	2/2	9.40E-02 - 9.40E-02		N	4.70E-02	mg/L
4-Methyl-2-pentanone	2/411	2.00E-03 - 1.70E-02	2.00E-03 - 2.50E-01	N	7.86E-03	mg/L
Acetone	54/382	1.00E-03 - 9.90E-02	2.00E-03 - 5.00E-01	N	9.38E-03	mg/L
Acrylonitrile	1/378	1.00E-02 - 1.00E-02	1.00E-03 - 2.00E-01	N	1.51E-02	mg/L
Benzene	2/1E3	1.40E-04 - 1.00E-03	5.00E-05 - 5.00E+00	N	3.63E-02	mg/L
Bis(2-ethylhexyl)phthalate	5/23	5.00E-04 - 2.80E-02	1.00E-02 - 2.00E-02	N	4.98E-03	mg/L
Bromomethane	3/413	5.50E-05 - 1.00E-03	5.00E-05 - 5.00E-02	N	2.70E-03	mg/L
Carbazole	1/3	1.20E-02 - 1.20E-02	1.00E-02 - 2.00E-02	N	7.00E-03	mg/L
Carbon tetrachloride	2/1E3	2.00E-04 - 6.00E-04	5.00E-05 - 5.00E+00	N	3.34E-02	mg/L
Chlorobenzene	2/413	4.60E-05 - 1.00E-03	5.00E-05 - 2.50E-02	N	2.42E-03	mg/L
Chloroethane	1/418	1.00E-03 - 1.00E-03	5.00E-05 - 1.00E-01	N	2.87E-03	mg/L
Chloroform	10/1E3	4.90E-05 - 2.00E-03	5.00E-05 - 5.00E+00	N	3.34E-02	mg/L
Chloromethane	14/411	5.70E-05 - 2.00E-03	5.00E-05 - 5.00E-02	N	2.74E-03	mg/L
Chrysene	1/23	6.00E-04 - 6.00E-04	1.00E-02 - 2.00E-02	N	5.23E-03	mg/L
Di-n-butyl phthalate	2/23	1.00E-02 - 1.00E-02	1.00E-02 - 2.00E-02	N	5.43E-03	mg/L
Dichlorodifluoromethane	1/404	7.40E-05 - 7.40E-05	5.00E-05 - 5.00E-03	N	2.25E-03	mg/L
Diethyl phthalate	1/23	1.10E-02 - 1.10E-02	1.00E-02 - 2.00E-02	L	5.23E-03	mg/L
Dimethylbenzene	3/1E3	1.00E-03 - 6.00E-03	5.00E-05 - 1.00E+01	N	5.75E-02	mg/L
Ethanol	7/340	7.00E-03 - 3.50E-01	5.00E-02 - 1.00E+00	N	1.58E-01	mg/L
Ethylbenzene	1/1E3	1.00E-03 - 1.00E-03	5.00E-05 - 5.00E+00	N	3.63E-02	mg/L
Methylene chloride	39/413	4.60E-05 - 1.80E-02	5.00E-05 - 2.50E-02	N	3.47E-03	mg/L

Table 2.6 Data summary for detected analytes (continued)

----- AREA_CODE=m MEDIA=RGa Groundwater -----
(continued)

Analyte	Frequency of Detection	Detected Range	Nondetected Range	Distribution	Arithmetic Mean	Units
PCB-1254	1/20	9.00E-04 - 9.00E-04	1.00E-04 - 5.90E-04	N	3.27E-04	mg/L
Polychlorinated biphenyl	1/99	1.00E-04 - 1.00E-04	1.00E-04 - 1.70E-04	N	1.04E-04	mg/L
Tetrachloroethene	4/1E3	6.90E-05 - 2.00E-03	5.00E-05 - 5.00E+00	N	3.53E-02	mg/L
Toluene	15/1E3	4.70E-05 - 9.00E-03	5.00E-05 - 5.00E+00	N	3.63E-02	mg/L
Trichloroethene	966/1E3	6.50E-05 - 1.67E+02	1.00E-03 - 3.10E-01	N	3.85E-01	mg/L
Trichlorofluoromethane	7/404	5.50E-05 - 2.00E-03	5.00E-05 - 1.00E-02	N	2.37E-03	mg/L
Vinyl chloride	1/1E3	1.00E-03 - 1.00E-03	5.00E-05 - 1.00E+01	N	1.04E-01	mg/L
cis-1,2-Dichloroethene	20/1E3	5.10E-05 - 2.20E-02	5.00E-05 - 5.00E+00	N	7.62E-02	mg/L
m,p-Xylene	3/12	4.60E-05 - 1.50E-04	1.00E-04 - 1.00E-04	N	4.80E-05	mg/L
trans-1,2-Dichloroethene	4/1E3	5.40E-05 - 5.00E-03	5.00E-05 - 5.00E+00	N	7.26E-02	mg/L
trans-1,3-Dichloropropene	1/413	1.70E-04 - 1.70E-04	5.00E-05 - 2.50E-02	N	2.59E-03	mg/L
Alpha activity	1E3/2E3	1.00E-01 - 1.88E+02	-6.18E+01 - 1.00E+03	N	2.07E+01	pCi/L
Americium-241	3/8	1.00E-01 - 8.00E-01	-1.90E+00 --3.00E-01	N	-2.06E-01	pCi/L
Beta activity	2E3/2E3	4.20E-01 - 1.81E+03	-7.00E+00 - 1.00E+03	N	6.86E+01	pCi/L
Cesium-137	5/8	1.00E-01 - 6.00E-01	-4.00E-01 - 0.00E+00	L	3.93E-01	pCi/L
Cobalt-60	6/8	1.00E-01 - 1.20E+00	-4.00E-01 - 0.00E+00	N	2.00E-01	pCi/L
Neptunium-237	28/48	1.00E-01 - 8.00E-01	-4.00E-01 - 0.00E+00	N	4.37E-02	pCi/L
Plutonium-239	9/48	1.00E-01 - 2.00E-01	-1.60E-01 - 0.00E+00	L	1.20E-01	pCi/L
Radium-226	20/27	2.00E-01 - 1.30E+00	-1.00E+00 - 0.00E+00	L	5.37E-01	pCi/L
Radon-222	498/499	8.00E-01 - 1.97E+03	0.00E+00 - 0.00E+00	N	2.14E+02	pCi/L
Technetium-99	1E3/2E3	2.00E-01 - 2.11E+03	-1.51E+01 - 2.50E+01	N	1.18E+02	pCi/L
Thorium-230	38/47	1.00E-01 - 1.60E+00	-4.00E-01 - 0.00E+00	N	1.86E-01	pCi/L
Thorium-234	1/1	6.00E-01 - 6.00E-01		NT	3.00E-01	pCi/L

----- AREA_CODE=m MEDIA=UCRS Groundwater -----

Analyte	Frequency of Detection	Detected Range	Nondetected Range	Distribution	Arithmetic Mean	Units
Aluminum	37/50	1.06E-01 - 8.00E+01	6.20E-01 - 1.00E+00	L	2.26E+00	mg/L
Antimony	4/44	2.00E-03 - 2.35E-01	1.30E-03 - 2.50E-01	N	4.75E-02	mg/L
Arsenic	12/63	5.40E-03 - 5.70E-02	5.00E-03 - 5.00E-03	N	3.29E-03	mg/L
Barium	59/63	3.80E-02 - 1.19E+00	7.00E-02 - 7.00E-02	L	2.30E-01	mg/L
Cadmium	2/67	1.80E-02 - 1.90E-02	1.00E-02 - 1.00E-01	N	8.15E-03	mg/L
Calcium	60/61	5.36E+00 - 1.28E+02	2.00E+00 - 2.00E+00	L	3.75E+01	mg/L
Chloride	79/82	1.47E+00 - 2.13E+02	2.00E+00 - 1.00E+01	L	2.19E+01	mg/L
Chromium	7/67	5.40E-02 - 1.46E-01	5.00E-02 - 6.00E-02	N	2.78E-02	mg/L
Cobalt	1/43	6.60E-02 - 6.60E-02	4.50E-02 - 1.00E-01	N	2.53E-02	mg/L

Table 2.6 Data summary for detected analytes (continued)

----- AREA_CODE=m MEDIA=UCRS Groundwater -----
(continued)

Analyte	Frequency of Detection	Detected Range	Nondetected Range	Distribution	Arithmetic Mean	Units
Copper	34/67	1.00E-02 - 1.32E+00	1.00E-02 - 1.00E-01	L	6.99E-02	mg/L
Fluoride	53/60	1.00E-01 - 8.90E+00	1.00E-01 - 1.00E-01	L	5.21E-01	mg/L
Iron	81/89	1.60E-02 - 6.80E+01	1.00E-02 - 3.60E-01	L	2.93E+00	mg/L
Lead	5/50	5.70E-02 - 2.35E-01	5.00E-02 - 2.50E-01	L	2.12E-02	mg/L
Magnesium	60/61	2.75E+00 - 4.37E+01	1.00E-01 - 1.00E-01	L	1.37E+01	mg/L
Manganese	37/61	5.00E-03 - 8.06E+00	5.00E-03 - 1.00E-01	L	1.34E-01	mg/L
Mercury	3/46	4.00E-04 - 5.00E-04	2.00E-04 - 2.00E-04	N	1.08E-04	mg/L
Nickel	12/66	7.60E-02 - 5.95E-01	5.00E-02 - 1.00E-01	N	4.64E-02	mg/L
Nitrate	1/1	2.10E+00 - 2.10E+00		NT	1.05E+00	mg/L
Nitrate as Nitrogen	37/77	2.80E-01 - 7.80E+00	1.00E-01 - 1.00E+00	L	9.77E-01	mg/L
Potassium	14/55	2.08E+00 - 1.36E+01	2.00E+00 - 1.05E+01	L	2.80E+00	mg/L
Selenium	1/50	5.00E-03 - 5.00E-03	5.00E-03 - 5.00E-03	N	2.50E-03	mg/L
Silica	48/48	1.10E+01 - 4.30E+01		N	1.57E+01	mg/L
Silver	1/38	4.50E-02 - 4.50E-02	3.00E-02 - 6.00E-02	N	1.89E-02	mg/L
Sodium	85/86	7.56E+00 - 1.49E+02	5.00E+00 - 5.00E+00	N	2.95E+01	mg/L
Sulfate	13/13	1.60E+01 - 1.90E+02		L	4.64E+01	mg/L
Tetraoxo-sulfate(1-)	62/62	6.20E+00 - 3.76E+02		L	3.63E+01	mg/L
Thallium	1/31	8.20E-03 - 8.20E-03	1.50E-03 - 4.70E-01	L	5.00E-02	mg/L
Uranium	36/82	1.00E-03 - 6.40E-01	1.00E-03 - 1.00E-03	N	3.91E-02	mg/L
Vanadium	27/33	5.00E-02 - 7.60E-01	5.00E-02 - 5.00E-02	L	1.72E-01	mg/L
Zinc	48/66	6.00E-03 - 1.88E+00	5.00E-03 - 2.50E-01	L	1.02E-01	mg/L
2-Butanone	3/29	4.00E-03 - 7.00E-03	5.00E-03 - 1.00E-01	L	4.59E-03	mg/L
Acetone	4/29	2.00E-03 - 1.50E-02	5.00E-03 - 1.00E-01	L	4.80E-03	mg/L
Benzene	1/80	5.00E-03 - 5.00E-03	1.00E-03 - 5.00E-02	N	2.68E-03	mg/L
Bromodichloromethane	1/82	9.00E-03 - 9.00E-03	1.00E-03 - 5.00E-01	N	5.72E-03	mg/L
Chloroform	3/83	2.00E-03 - 2.40E-02	1.00E-03 - 5.00E-01	N	5.75E-03	mg/L
Dibromochloromethane	1/30	2.00E-03 - 2.00E-03	1.00E-03 - 5.00E-03	N	2.18E-03	mg/L
Dichlorodifluoromethane	3/28	1.00E-03 - 6.00E-03	1.00E-03 - 5.00E-03	N	2.34E-03	mg/L
Ethanol	3/28	7.00E-03 - 2.40E-02	5.00E-02 - 1.00E+00	L	1.88E-02	mg/L
Methylene chloride	10/29	1.00E-03 - 1.30E-02	1.00E-03 - 1.00E-02	L	3.08E-03	mg/L
Trichloroethene	13/153	1.00E-03 - 5.60E-02	1.00E-03 - 1.00E-01	N	2.48E-03	mg/L
Alpha activity	117/145	1.00E-01 - 3.49E+02	-1.07E+01 - 1.00E+03	N	4.18E+01	pCi/L
Beta activity	136/145	1.00E+00 - 1.00E+03	-4.00E+00 - 1.00E+03	N	3.09E+01	pCi/L
Cesium-137	3/4	2.00E-01 - 9.00E-01	-7.00E-01 - -7.00E-01	N	8.75E-02	pCi/L
Cobalt-60	4/4	7.00E-01 - 1.40E+00		N	5.13E-01	pCi/L
Neptunium-237	2/7	2.00E-01 - 2.00E-01	-5.00E-01 - 0.00E+00	N	-5.71E-02	pCi/L
Plutonium-239	1/7	2.00E-01 - 2.00E-01	0.00E+00 - 0.00E+00	N	1.43E-02	pCi/L
Radium-226	7/10	3.00E-01 - 1.60E+00	-9.00E-01 - 0.00E+00	L	6.97E-01	pCi/L
Radon-222	35/35	4.00E+01 - 6.95E+02		L	1.37E+02	pCi/L
Technetium-99	124/155	1.00E+00 - 3.39E+02	-9.40E+00 - 0.00E+00	L	2.27E+01	pCi/L

Table 2.6 Data summary for detected analytes (continued)

----- AREA_CODE=m MEDIA=UCRS Groundwater -----
(continued)

Analyte	Frequency of Detection	Detected Range	Nondetected Range	Distribution	Arithmetic Mean	Units
Thorium-230	3/7	3.00E-01 - 4.00E-01	0.00E+00 - 0.00E+00	N	7.86E-02	pCi/L

----- AREA_CODE=n MEDIA=McNairy Groundwater -----

Analyte	Frequency of Detection	Detected Range	Nondetected Range	Distribution	Arithmetic Mean	Units
Aluminum	30/110	1.02E-01 - 9.04E+01	1.00E-01 - 1.00E+00	N	8.57E-01	mg/L
Antimony	1/76	1.85E-01 - 1.85E-01	6.00E-02 - 2.50E-01	N	7.50E-02	mg/L
Arsenic	4/59	5.00E-03 - 8.54E-02	5.00E-03 - 5.00E-03	N	3.46E-03	mg/L
Barium	51/59	6.80E-02 - 6.70E-01	5.00E-02 - 7.00E-02	L	1.65E-01	mg/L
Beryllium	1/59	1.70E-02 - 1.70E-02	4.00E-03 - 2.50E-02	N	6.06E-03	mg/L
Cadmium	1/59	2.10E-02 - 2.10E-02	1.00E-02 - 1.00E-01	L	1.54E-02	mg/L
Calcium	119/119	4.20E+00 - 1.18E+02		L	8.59E+00	mg/L
Chloride	113/113	2.60E+00 - 5.51E+01		L	6.80E+00	mg/L
Chromium	2/49	5.60E-02 - 2.32E-01	5.00E-02 - 6.00E-02	N	2.88E-02	mg/L
Cobalt	1/59	1.21E-01 - 1.21E-01	4.50E-02 - 1.00E-01	N	2.77E-02	mg/L
Copper	6/59	1.30E-02 - 1.63E-01	1.00E-02 - 1.00E-01	L	5.37E-03	mg/L
Fluoride	71/71	1.30E-01 - 3.90E-01		L	2.24E-01	mg/L
Iron	116/119	1.22E-01 - 1.79E+02	1.00E-02 - 3.60E-01	N	7.61E+00	mg/L
Magnesium	119/119	1.31E+00 - 6.46E+01		L	3.41E+00	mg/L
Manganese	118/119	8.20E-02 - 3.91E+00	2.00E-02 - 2.00E-02	N	3.46E-01	mg/L
Mercury	1/41	4.50E-03 - 4.50E-03	2.00E-04 - 2.00E-04	N	1.52E-04	mg/L
Molybdenum	1/50	3.15E-01 - 3.15E-01	5.00E-02 - 1.00E-01	L	3.20E-02	mg/L
Nickel	2/59	1.07E-01 - 1.09E-01	5.00E-02 - 1.00E-01	N	3.95E-02	mg/L
Nitrate as Nitrogen	5/113	1.00E+00 - 5.60E+00	1.00E+00 - 1.00E+00	N	5.29E-01	mg/L
Potassium	78/113	3.82E+00 - 8.61E+01	2.00E+00 - 1.05E+01	N	5.45E+00	mg/L
Silica	91/91	2.00E+00 - 5.80E+01		N	1.29E+01	mg/L
Sodium	119/119	1.41E+01 - 7.65E+01		L	1.13E+01	mg/L
Sulfate	4/5	1.90E+01 - 1.17E+03	5.00E+00 - 5.00E+00	N	1.37E+02	mg/L
Tetraoxo-sulfate(1-)	86/100	1.40E+00 - 2.89E+01	5.00E+00 - 5.00E+00	N	6.93E+00	mg/L
Thallium	3/32	1.03E-01 - 1.02E+00	5.60E-02 - 4.70E-01	L	8.48E-03	mg/L
Total Phosphate as Phosphorus	1/70	5.20E+00 - 5.20E+00	2.00E+00 - 2.00E+00	N	1.02E+00	mg/L
Uranium	4/68	1.00E-03 - 1.80E-02	1.00E-03 - 1.00E-03	N	1.26E-03	mg/L
Vanadium	21/32	4.00E-02 - 8.36E-01	4.00E-02 - 5.00E-02	L	8.85E-02	mg/L
Zinc	33/59	5.00E-03 - 5.64E-01	5.00E-03 - 2.50E-01	L	4.36E-02	mg/L
Trichloroethene	10/154	1.00E-03 - 9.60E+00	1.00E-03 - 1.00E-02	N	6.36E-02	mg/L
Alpha activity	124/145	2.00E-01 - 1.07E+02	-3.11E+01 - 0.00E+00	L	4.21E+00	pCi/L

Table 2.6 Data summary for detected analytes (continued)

----- AREA_CODE=n MEDIA=McNairy Groundwater -----
(continued)

Analyte	Frequency of Detection	Detected Range	Nondetected Range	Distribution	Arithmetic Mean	Units
Beta activity	144/145	1.00E+00 - 1.48E+03	0.00E+00 - 0.00E+00	L	2.73E+01	pCi/L
Neptunium-237	12/27	1.00E-01 - 5.00E-01	-7.00E-01 - 0.00E+00	N	-1.48E-02	pCi/L
Plutonium-238	1/2	5.00E-02 - 5.00E-02	-1.00E-01 --1.00E-01	N	-1.25E-02	pCi/L
Plutonium-239	4/24	1.00E-01 - 2.00E-01	0.00E+00 - 0.00E+00	N	1.04E-02	pCi/L
Radium-226	19/22	1.00E-01 - 1.30E+00	-7.00E-01 - 0.00E+00	L	6.56E-01	pCi/L
Radon-222	98/98	2.20E+01 - 3.91E+02		N	8.60E+01	pCi/L
Technetium-99	113/158	5.00E-01 - 1.95E+03	-1.29E+01 - 0.00E+00	L	1.11E+01	pCi/L
Thorium-230	16/26	1.00E-02 - 2.30E+00	-1.41E-01 - 0.00E+00	L	3.15E-01	pCi/L

----- AREA_CODE=n MEDIA=Other Groundwater -----

Analyte	Frequency of Detection	Detected Range	Nondetected Range	Distribution	Arithmetic Mean	Units
Aluminum	61/83	1.16E-01 - 8.77E+01	6.20E-01 - 1.00E+00	L	2.32E+00	mg/L
Ammonia as Nitrogen	1/3	6.23E+00 - 6.23E+00	3.00E-02 - 3.00E-02	N	1.05E+00	mg/L
Antimony	3/68	2.38E-02 - 6.40E-02	2.00E-02 - 2.50E-01	L	2.07E-02	mg/L
Arsenic	5/103	1.60E-03 - 2.10E-02	1.00E-03 - 5.00E-03	N	2.48E-03	mg/L
Barium	67/103	3.41E-02 - 2.78E-01	5.00E-02 - 2.00E-01	L	9.16E-02	mg/L
Beryllium	6/68	1.90E-03 - 6.28E-02	1.00E-03 - 2.50E-02	L	3.03E-04	mg/L
Cadmium	1/103	1.60E-02 - 1.60E-02	2.00E-03 - 1.00E-01	N	2.21E-02	mg/L
Calcium	65/65	3.94E+00 - 4.39E+02		L	2.87E+01	mg/L
Chloride	63/63	2.70E+00 - 7.74E+01		L	1.36E+01	mg/L
Chromium	11/65	2.00E-03 - 9.40E-02	2.00E-03 - 6.00E-02	N	2.49E-02	mg/L
Cobalt	11/68	3.50E-03 - 1.01E+00	3.00E-03 - 1.00E-01	N	4.58E-02	mg/L
Copper	18/67	4.30E-03 - 4.80E-02	2.00E-03 - 1.00E-01	L	9.64E-03	mg/L
Fluoride	51/59	1.50E-01 - 2.90E+00	1.00E-01 - 1.00E-01	L	4.89E-01	mg/L
Iron	82/100	1.60E-02 - 1.23E+03	1.00E-02 - 5.00E-01	L	2.29E+01	mg/L
Kjeldahl Nitrogen	3/4	3.50E-01 - 1.38E+00	2.00E+00 - 2.00E+00	N	6.33E-01	mg/L
Lead	14/100	1.60E-03 - 1.78E+00	1.00E-03 - 2.50E-01	N	1.02E-01	mg/L
Magnesium	100/100	1.52E+00 - 1.72E+02		L	2.15E+01	mg/L
Manganese	82/100	7.00E-03 - 6.00E+01	5.00E-03 - 5.00E-02	L	2.03E+00	mg/L
Mercury	2/61	3.00E-04 - 3.80E-03	2.00E-04 - 4.00E-04	N	1.32E-04	mg/L
Nickel	25/103	7.70E-03 - 7.76E-01	5.00E-02 - 1.00E-01	L	3.99E-02	mg/L
Nitrate as Nitrogen	35/60	1.00E+00 - 4.60E+00	1.00E+00 - 1.00E+00	L	1.74E+00	mg/L
Nitrate/Nitrite	2/4	2.10E-01 - 2.20E-01	5.00E-02 - 5.00E-02	N	6.63E-02	mg/L
Potassium	39/97	6.04E-01 - 2.46E+01	2.00E+00 - 1.05E+01	L	5.18E+00	mg/L
Selenium	3/66	1.10E-03 - 4.90E-03	1.00E-03 - 1.50E-02	N	2.37E-03	mg/L

Table 2.6 Data summary for detected analytes (continued)

----- AREA_CODE=n MEDIA=Other Groundwater -----
(continued)

Analyte	Frequency of Detection	Detected Range	Nondetected Range	Distribution	Arithmetic Mean	Units
Silica	77/78	6.00E+00 - 5.02E+02	1.00E+01 - 1.00E+01	L	3.51E+01	mg/L
Silver	1/31	2.20E-03 - 2.20E-03	2.00E-03 - 6.00E-02	N	2.22E-02	mg/L
Sodium	100/100	8.18E+00 - 2.05E+02		L	2.83E+01	mg/L
Strontium	30/38	4.07E-01 - 2.33E+00	5.00E-01 - 1.21E+00	N	5.38E-01	mg/L
Sulfate	3/3	1.38E+01 - 1.98E+03		N	3.43E+02	mg/L
Sulfide	2/4	2.40E+00 - 2.40E+00	1.00E+00 - 1.00E+00	N	8.50E-01	mg/L
Tetraoxo-sulfate(1-)	48/48	1.70E+00 - 4.87E+03		L	2.37E+02	mg/L
Thallium	1/45	7.50E-02 - 7.50E-02	1.00E-03 - 4.70E-01	L	7.93E-02	mg/L
Tin	1/4	1.05E-02 - 1.05E-02	1.00E-02 - 1.00E-02	N	5.06E-03	mg/L
Total Phosphate as Phosphorus	1/3	3.40E-01 - 3.40E-01	1.00E-01 - 1.00E-01	N	9.00E-02	mg/L
Uranium	48/103	1.00E-03 - 1.40E-02	1.00E-03 - 1.00E-03	N	2.32E-03	mg/L
Vanadium	33/45	1.70E-03 - 4.98E+00	4.10E-02 - 5.00E-02	L	7.76E-02	mg/L
Zinc	36/68	4.00E-03 - 1.99E+00	5.00E-03 - 2.50E-01	L	2.88E-02	mg/L
1,1,1-Trichloroethane	3/72	6.00E-03 - 4.40E-02	5.00E-03 - 2.50E-01	N	9.60E-03	mg/L
1,1-Dichloroethane	11/72	3.00E-03 - 1.40E-01	5.00E-03 - 2.50E-01	N	1.18E-02	mg/L
1,1-Dichloroethene	11/72	1.80E-02 - 4.60E-01	5.00E-03 - 2.50E-01	N	1.80E-02	mg/L
1,2-Dichloroethene	2/10	3.40E-02 - 3.30E-01	5.00E-03 - 5.00E-03	L	1.17E-03	mg/L
Acetone	1/10	1.00E-01 - 1.00E-01	1.00E-01 - 1.00E-01	N	5.00E-02	mg/L
Di-n-butyl phthalate	1/10	1.40E-02 - 1.40E-02	1.00E-02 - 1.00E-02	N	5.20E-03	mg/L
Methylene chloride	9/10	1.00E-03 - 1.10E-02	5.00E-03 - 5.00E-03	N	3.33E-03	mg/L
Naphthalene	1/10	7.00E-02 - 7.00E-02	1.00E-02 - 1.00E-02	N	8.00E-03	mg/L
Phenanthrene	1/10	2.00E-03 - 2.00E-03	1.00E-02 - 1.00E-02	N	4.60E-03	mg/L
Trichloroethene	22/111	1.00E-03 - 6.00E-01	1.00E-03 - 5.00E-03	N	1.46E-02	mg/L
Vinyl chloride	1/72	1.50E-02 - 1.50E-02	5.00E-03 - 2.50E-01	N	2.62E-02	mg/L
cis-1,2-Dichloroethene	32/63	1.40E-02 - 4.20E+00	5.00E-03 - 5.00E-03	L	3.94E-02	mg/L
Alpha activity	93/121	1.00E-01 - 5.99E+01	-1.13E+01 - 1.04E+01	L	5.90E+00	pCi/L
Beta activity	106/121	1.00E+00 - 1.60E+02	-6.00E+00 - 3.13E+01	L	1.55E+01	pCi/L
Neptunium-237	13/36	1.00E-01 - 8.00E-01	-1.00E+00 - 0.00E+00	L	3.92E-01	pCi/L
Plutonium-238	1/1	1.00E-01 - 1.00E-01		NT	5.00E-02	pCi/L
Plutonium-239	7/35	1.00E-01 - 1.00E-01	0.00E+00 - 7.00E-02	L	4.82E-02	pCi/L
Plutonium-242	1/1	1.83E-02 - 1.83E-02		NT	9.15E-03	pCi/L
Radium-226	24/30	1.00E-01 - 9.00E-01	-1.00E+00 - 0.00E+00	L	4.47E-01	pCi/L
Radon-222	58/58	9.00E+00 - 5.29E+03		L	3.30E+02	pCi/L
Technetium-99	87/121	9.17E-01 - 1.88E+02	-1.59E+01 - 9.40E-01	L	9.18E+00	pCi/L
Thorium-228	1/1	7.80E-01 - 7.80E-01		NT	3.90E-01	pCi/L
Thorium-230	30/36	1.00E-01 - 1.60E+00	-5.00E-01 - 0.00E+00	N	2.04E-01	pCi/L
Thorium-232	1/1	6.40E-01 - 6.40E-01		NT	3.20E-01	pCi/L
Uranium-234	11/14	1.80E-01 - 8.44E+00	1.30E-01 - 1.70E-01	L	9.68E-01	pCi/L
Uranium-235	5/11	6.00E-02 - 6.10E-01	3.00E-02 - 1.20E-01	L	1.15E-01	pCi/L
Uranium-238	12/14	1.60E-01 - 8.72E+00	1.20E-01 - 1.90E-01	L	1.06E+00	pCi/L

Table 2.6 Data summary for detected analytes (continued)

----- AREA_CODE=n MEDIA=RGA Groundwater -----

Analyte	Frequency of Detection	Detected Range	Nondetected Range	Distribution	Arithmetic Mean	Units
Aluminum	440/989	2.80E-02 - 1.43E+02	1.50E-02 - 1.00E+00	N	8.50E-01	mg/L
Antimony	6/1E3	1.70E-03 - 2.73E-01	1.30E-03 - 2.50E-01	N	7.46E-02	mg/L
Arsenic	57/1E3	1.80E-03 - 1.40E-01	1.00E-03 - 5.00E-03	N	2.75E-03	mg/L
Barium	1E3/1E3	1.00E-02 - 2.70E+00	3.50E-02 - 7.00E-02	N	9.48E-02	mg/L
Beryllium	43/974	2.00E-04 - 1.40E-02	1.00E-04 - 1.00E-01	N	6.50E-03	mg/L
Bicarbonate	3/3	1.81E+02 - 2.37E+02		N	1.01E+02	mg/L
Boron	34/48	3.00E-02 - 1.54E+00	3.00E-02 - 3.00E-02	L	1.63E-01	mg/L
Cadmium	19/1E3	1.00E-04 - 3.42E-01	2.67E-04 - 3.00E-01	N	8.90E-03	mg/L
Calcium	1E3/1E3	2.88E+00 - 1.34E+02	2.06E+01 - 2.06E+01	N	1.25E+01	mg/L
Cerium	24/48	8.00E-02 - 8.00E-02	8.00E-02 - 8.00E-02	N	4.00E-02	mg/L
Chloride	1E3/1E3	2.70E+00 - 5.86E+02	2.00E+01 - 2.00E+01	N	2.18E+01	mg/L
Chromium	345/1E3	2.40E-03 - 2.51E+01	2.00E-03 - 1.32E+00	N	1.02E-01	mg/L
Cobalt	49/969	3.40E-03 - 9.00E-02	1.78E-03 - 4.50E-01	N	2.67E-02	mg/L
Copper	114/1E3	4.00E-03 - 1.87E+00	2.00E-03 - 4.50E-01	N	2.36E-02	mg/L
Fluoride	718/841	1.00E-01 - 7.20E+00	1.00E-01 - 1.00E+00	N	1.75E-01	mg/L
Gallium	24/48	9.00E-02 - 9.00E-02	9.00E-02 - 9.00E-02	N	4.50E-02	mg/L
Iron	1E3/2E3	1.00E-02 - 7.20E+02	5.00E-03 - 2.88E+00	N	2.59E+00	mg/L
Lead	34/1E3	2.40E-03 - 4.32E-01	1.00E-03 - 2.50E-01	N	4.71E-02	mg/L
Lithium	24/48	8.00E-02 - 8.00E-02	8.00E-02 - 8.00E-02	N	4.00E-02	mg/L
Magnesium	1E3/1E3	1.04E-01 - 4.72E+01		N	4.97E+00	mg/L
Manganese	719/1E3	2.50E-03 - 1.49E+01	5.00E-03 - 1.00E+00	N	1.91E-01	mg/L
Mercury	3/1E3	3.00E-04 - 3.00E-04	2.00E-04 - 4.70E-02	N	2.07E-04	mg/L
Molybdenum	32/509	1.50E-02 - 2.86E-01	4.40E-03 - 1.00E-01	N	2.77E-02	mg/L
Nickel	324/1E3	7.40E-03 - 1.89E+00	4.20E-03 - 1.00E+00	N	5.94E-02	mg/L
Nitrate as Nitrogen	1E3/1E3	6.20E-01 - 3.93E+01	1.00E-01 - 1.00E+00	N	1.05E+00	mg/L
Nitrate/Nitrite	6/6	5.00E-02 - 9.40E+00		N	9.37E-01	mg/L
Potassium	263/1E3	1.10E-01 - 4.41E+01	2.00E+00 - 3.00E+01	N	2.86E+00	mg/L
Selenium	8/1E3	1.00E-03 - 4.76E-01	1.00E-03 - 1.50E-02	N	2.73E-03	mg/L
Silica	568/569	7.00E+00 - 5.20E+01	5.00E+00 - 5.00E+00	N	9.48E+00	mg/L
Silver	18/693	1.00E-03 - 3.90E-01	7.00E-04 - 6.00E-02	N	2.26E-02	mg/L
Sodium	1E3/1E3	3.35E+00 - 2.66E+02	5.00E+00 - 5.00E+00	N	1.71E+01	mg/L
Strontium	57/57	6.50E-02 - 3.33E-01		L	6.27E-02	mg/L
Sulfate	150/167	2.90E+00 - 7.42E+02	5.00E+00 - 1.00E+01	N	1.85E+01	mg/L
Tetraoxo-sulfate(1-)	938/969	1.80E+00 - 3.98E+02	2.00E+00 - 5.00E+00	N	9.22E+00	mg/L
Thallium	6/700	7.20E-02 - 2.38E-01	4.67E-04 - 4.70E-01	N	9.40E-02	mg/L
Thorium	24/48	5.00E-02 - 5.00E-02	5.00E-02 - 5.00E-02	N	2.50E-02	mg/L
Tin	4/41	1.80E-02 - 8.00E-01	1.00E-02 - 4.00E+00	L	4.22E-03	mg/L
Titanium	27/48	6.00E-02 - 2.20E-01	6.00E-02 - 6.00E-02	N	3.31E-02	mg/L
Total Phosphate as Phosphorus	15/557	1.70E+00 - 3.49E+01	2.00E+00 - 2.00E+00	N	1.06E+00	mg/L
Uranium	53/1E3	2.90E-04 - 1.90E-01	8.00E-05 - 9.20E-02	N	2.25E-03	mg/L
Vanadium	371/717	1.40E-03 - 9.50E-01	1.00E-03 - 5.00E-01	N	5.54E-02	mg/L

Table 2.6 Data summary for detected analytes (continued)

----- AREA_CODE=n MEDIA=RGa Groundwater -----
(continued)

Analyte	Frequency of Detection	Detected Range	Nondetected Range	Distribution	Arithmetic Mean	Units
Zinc	351/1E3	5.00E-03 - 5.30E+00	5.00E-03 - 5.00E-01	N	4.34E-02	mg/L
Zirconium	24/48	2.00E-02 - 2.00E-02	2.00E-02 - 2.00E-02	N	1.00E-02	mg/L
1,1,1-Trichloroethane	1/2E3	4.00E-03 - 4.00E-03	5.00E-05 - 5.00E+01	N	4.17E-01	mg/L
1,1,2-Trichloro-1,2,2-trifluoroethane	2/55	8.80E-04 - 5.70E-03	3.60E-04 - 5.00E-03	N	1.95E-03	mg/L
1,1,2-Trichloroethane	1/2E3	2.00E-03 - 2.00E-03	5.00E-05 - 5.00E+01	N	3.62E-01	mg/L
1,1-Dichloroethane	1/2E3	4.10E-03 - 4.10E-03	5.00E-05 - 5.00E+01	N	1.46E-01	mg/L
1,1-Dichloroethene	7/2E3	1.30E-03 - 6.50E-02	5.00E-05 - 5.00E+01	N	1.47E-01	mg/L
1,2-Dichlorobenzene	1/359	5.70E-05 - 5.70E-05	5.00E-05 - 2.00E-02	N	2.52E-03	mg/L
1,2-Dichloroethane	1/2E3	1.10E-03 - 1.10E-03	5.00E-05 - 5.00E+01	N	3.63E-01	mg/L
1,2-Dichloroethene	5/50	1.00E-03 - 1.40E-02	1.00E-03 - 1.25E+00	L	9.03E-04	mg/L
1,3,5-Trimethylbenzene	1/1	2.00E-04 - 2.00E-04		NT	1.00E-04	mg/L
1,4-Dichlorobenzene	1/359	6.20E-05 - 6.20E-05	5.00E-05 - 2.00E-02	N	2.52E-03	mg/L
2-Butanone	45/404	2.00E-03 - 1.70E-01	3.40E-03 - 2.50E+01	N	4.32E-02	mg/L
4-Bromofluorobenzene	2/2	9.40E-02 - 9.40E-02		N	4.70E-02	mg/L
4-Methyl-2-pentanone	3/433	2.00E-03 - 1.70E-02	1.10E-03 - 2.50E+01	N	3.85E-02	mg/L
Acetone	58/406	1.00E-03 - 9.90E-02	1.40E-03 - 2.50E+01	N	4.29E-02	mg/L
Acrylonitrile	1/384	1.00E-02 - 1.00E-02	1.00E-03 - 1.30E+02	N	1.93E-01	mg/L
Benzene	2/2E3	1.40E-04 - 1.00E-03	5.00E-05 - 5.00E+01	N	1.45E-01	mg/L
Bis(2-ethylhexyl)phthalate	7/35	5.00E-04 - 2.80E-02	9.00E-03 - 2.00E-02	N	4.71E-03	mg/L
Bromomethane	3/436	5.50E-05 - 1.00E-03	5.00E-05 - 2.50E+01	N	3.29E-02	mg/L
Butyl benzyl phthalate	1/35	1.00E-03 - 1.00E-03	9.00E-03 - 2.00E-02	N	4.99E-03	mg/L
Carbazole	1/15	1.20E-02 - 1.20E-02	9.00E-03 - 2.00E-02	L	5.32E-03	mg/L
Carbon tetrachloride	6/2E3	2.00E-04 - 1.60E-01	5.00E-05 - 5.00E+01	N	3.74E-01	mg/L
Chlorobenzene	3/435	4.60E-05 - 2.00E-03	5.00E-05 - 1.30E+01	N	1.81E-02	mg/L
Chloroethane	1/448	1.00E-03 - 1.00E-03	5.00E-05 - 2.50E+01	N	3.69E-02	mg/L
Chloroform	16/2E3	4.90E-05 - 1.40E-02	5.00E-05 - 5.00E+01	N	3.74E-01	mg/L
Chloromethane	14/434	5.70E-05 - 2.00E-03	5.00E-05 - 2.50E+01	N	3.30E-02	mg/L
Chrysene	1/35	6.00E-04 - 6.00E-04	9.00E-03 - 2.00E-02	N	5.12E-03	mg/L
Di-n-butyl phthalate	4/35	8.00E-03 - 2.10E-02	1.00E-02 - 2.00E-02	L	7.05E-03	mg/L
Dichlorodifluoromethane	1/410	7.40E-05 - 7.40E-05	5.00E-05 - 1.30E+01	N	1.89E-02	mg/L
Diethyl phthalate	1/35	1.10E-02 - 1.10E-02	9.00E-03 - 2.00E-02	L	5.12E-03	mg/L
Dimethylbenzene	4/2E3	1.00E-03 - 2.20E+00	5.00E-05 - 1.00E+02	N	2.49E-01	mg/L
Ethane	8/24	1.00E-03 - 1.97E-01	3.00E-02 - 3.00E-02	L	1.62E-02	mg/L
Ethanol	7/340	7.00E-03 - 3.50E-01	5.00E-02 - 1.00E+00	N	1.58E-01	mg/L
Ethylbenzene	2/2E3	1.00E-03 - 8.70E-01	5.00E-05 - 5.00E+01	N	1.45E-01	mg/L
Ethylene	8/24	7.00E-03 - 4.17E+00	3.00E-02 - 3.00E-02	L	2.82E-02	mg/L
Methylene chloride	47/435	4.60E-05 - 1.30E-01	5.00E-05 - 1.30E+01	N	1.93E-02	mg/L
PCB-1254	1/26	9.00E-04 - 9.00E-04	1.00E-04 - 1.00E-03	N	3.46E-04	mg/L
Polychlorinated biphenyl	1/135	1.00E-04 - 1.00E-04	1.00E-04 - 1.70E-04	N	1.13E-04	mg/L
Tetrachloroethene	11/2E3	6.90E-05 - 3.20E-01	5.00E-05 - 5.00E+01	N	6.39E-01	mg/L

Table 2.6 Data summary for detected analytes (continued)

----- AREA_CODE=n MEDIA=RGa Groundwater -----
(continued)

Analyte	Frequency of Detection	Detected Range	Nondetected Range	Distribution	Arithmetic Mean	Units
Toluene	18/2E3	4.70E-05 - 1.10E-02	5.00E-05 - 5.00E+01	N	1.45E-01	mg/L
Trichloroethene	2E3/3E3	6.50E-05 - 4.60E+02	1.00E-03 - 1.00E+00	N	5.49E+00	mg/L
Trichlorofluoromethane	7/412	5.50E-05 - 2.00E-03	5.00E-05 - 1.30E+01	N	1.89E-02	mg/L
Vinyl chloride	3/2E3	1.00E-03 - 6.30E+00	5.00E-05 - 1.00E+02	N	1.37E+00	mg/L
cis-1,2-Dichloroethene	45/2E3	5.10E-05 - 4.20E+00	5.00E-05 - 5.00E+01	N	7.30E-01	mg/L
m,p-Xylene	3/14	4.60E-05 - 1.50E-04	1.00E-04 - 5.00E-03	L	7.04E-05	mg/L
trans-1,2-Dichloroethene	8/2E3	5.40E-05 - 1.20E+00	5.00E-05 - 5.00E+01	N	6.99E-01	mg/L
trans-1,3-Dichloropropene	1/436	1.70E-04 - 1.70E-04	5.00E-05 - 1.30E+01	N	1.82E-02	mg/L
Alpha activity	2E3/3E3	7.00E-02 - 1.88E+02	-1.59E+02 - 1.00E+03	N	2.86E+01	pCi/L
Americium-241	16/29	1.00E-02 - 3.50E+00	-1.90E+00 - 2.30E-01	L	4.49E-01	pCi/L
Beta activity	2E3/3E3	4.20E-01 - 9.83E+03	-1.00E+01 - 1.00E+03	N	1.18E+02	pCi/L
Cesium-137	14/44	1.00E-01 - 2.07E+01	-2.70E+00 - 1.87E+04	L	1.30E+00	pCi/L
Cobalt-60	14/19	1.00E-01 - 2.30E+00	-6.00E-01 - 0.00E+00	L	7.93E-01	pCi/L
Neptunium-237	64/106	3.00E-02 - 1.44E+01	-7.34E-01 - 2.04E+00	L	3.47E-01	pCi/L
Plutonium-238	9/13	1.00E-02 - 7.00E-02	-1.40E-01 - 0.00E+00	N	6.54E-03	pCi/L
Plutonium-239	21/86	1.00E-02 - 2.00E-01	-1.60E-01 - 0.00E+00	L	1.07E-01	pCi/L
Plutonium-239/240	5/7	8.87E-04 - 3.06E-02	-3.99E-03 - -3.54E-03	L	9.95E-03	pCi/L
Radium-226	60/72	6.00E-02 - 7.39E+02	-1.00E+00 - 0.00E+00	L	1.37E+00	pCi/L
Radon-222	809/810	8.00E-01 - 9.48E+03	0.00E+00 - 0.00E+00	N	1.99E+02	pCi/L
Technetium-99	3E3/4E3	2.00E-01 - 1.67E+04	-1.51E+01 - 2.50E+01	N	1.92E+02	pCi/L
Thorium-230	79/99	2.69E-02 - 4.70E+00	-5.00E-01 - 6.00E-02	L	5.04E-01	pCi/L
Thorium-234	1/1	6.00E-01 - 6.00E-01		NT	3.00E-01	pCi/L
Uranium-234	24/33	3.00E-02 - 2.00E+02	5.00E-02 - 5.00E-01	L	8.38E-01	pCi/L
Uranium-235	10/22	1.00E-02 - 9.96E+00	-1.00E-02 - 8.00E-02	L	6.55E-02	pCi/L
Uranium-235/236	8/10	1.00E-02 - 3.50E-01	0.00E+00 - 0.00E+00	L	8.60E-02	pCi/L
Uranium-238	21/30	1.00E-02 - 2.11E+02	-1.00E-02 - 3.00E-01	L	7.31E-01	pCi/L

----- AREA_CODE=n MEDIA=UCRS Groundwater -----

Analyte	Frequency of Detection	Detected Range	Nondetected Range	Distribution	Arithmetic Mean	Units
Aluminum	166/201	6.80E-02 - 8.00E+01	1.00E-01 - 1.00E+00	L	2.13E+00	mg/L
Ammonia as Nitrogen	2/4	6.00E-02 - 1.60E-01	3.00E-02 - 3.00E-02	N	3.50E-02	mg/L
Antimony	7/177	2.00E-03 - 2.35E-01	1.30E-03 - 2.50E-01	N	4.56E-02	mg/L
Arsenic	81/326	2.30E-03 - 4.53E-01	1.00E-03 - 5.00E-03	N	9.71E-03	mg/L
Barium	185/197	1.80E-02 - 1.19E+00	5.00E-02 - 7.00E-02	L	2.48E-01	mg/L
Beryllium	5/170	2.00E-04 - 1.70E-03	2.00E-04 - 2.50E-02	N	3.54E-03	mg/L

Table 2.6 Data summary for detected analytes (continued)

----- AREA_CODE=n MEDIA=UCRS Groundwater -----							
(continued)							
Analyte	Frequency of Detection	Detected Range	Nondetected Range	Distribution	Arithmetic Mean	Units	
Cadmium	8/336	1.20E-02 - 1.90E-02	2.67E-04 - 1.00E-01	N	7.18E-03	mg/L	
Calcium	224/225	1.50E+00 - 3.78E+02	2.00E+00 - 2.00E+00	L	4.60E+01	mg/L	
Chloride	240/244	1.47E+00 - 6.29E+02	2.00E+00 - 1.00E+01	L	6.64E+01	mg/L	
Chromium	53/329	2.70E-03 - 1.36E+00	1.00E-02 - 6.00E-02	N	2.96E-02	mg/L	
Cobalt	10/168	2.00E-03 - 6.76E-02	5.00E-03 - 1.00E-01	N	2.38E-02	mg/L	
Copper	50/194	2.00E-03 - 1.32E+00	8.70E-03 - 1.00E-01	N	3.70E-02	mg/L	
Cyanide	2/9	5.00E-03 - 1.00E-02	2.40E-03 - 6.00E-03	L	2.13E-03	mg/L	
Fluoride	138/194	1.00E-01 - 8.90E+00	2.00E-02 - 2.00E-01	N	3.36E-01	mg/L	
Iron	239/259	1.50E-02 - 3.44E+02	1.00E-02 - 5.00E-01	L	3.35E+00	mg/L	
Kjeldahl Nitrogen	3/4	6.78E-01 - 8.95E+00	8.00E+00 - 8.00E+00	N	2.39E+00	mg/L	
Lead	15/243	1.80E-03 - 1.38E+00	1.00E-03 - 2.50E-01	N	4.22E-02	mg/L	
Magnesium	233/234	5.85E-01 - 9.40E+01	1.00E-01 - 1.00E-01	L	2.06E+01	mg/L	
Manganese	180/229	5.00E-03 - 2.70E+01	5.00E-03 - 1.00E-01	N	5.97E-01	mg/L	
Mercury	5/226	2.00E-04 - 5.00E-04	2.00E-04 - 4.70E-02	N	4.29E-04	mg/L	
Molybdenum	1/133	1.00E-02 - 1.00E-02	4.40E-03 - 1.00E-01	N	2.54E-02	mg/L	
Nickel	60/203	8.20E-03 - 2.30E+00	5.00E-02 - 1.00E-01	N	8.71E-02	mg/L	
Nitrate	1/1	2.10E+00 - 2.10E+00		NT	1.05E+00	mg/L	
Nitrate as Nitrogen	77/227	2.80E-01 - 2.69E+01	1.00E-01 - 1.00E+00	N	6.94E-01	mg/L	
Nitrate/Nitrite	7/9	9.90E-03 - 9.38E+00	5.00E-02 - 5.00E-02	L	5.07E-01	mg/L	
Orthophosphate	3/3	1.50E-01 - 1.60E-01		N	7.83E-02	mg/L	
Potassium	46/220	4.54E-01 - 2.98E+01	1.80E-02 - 1.05E+01	N	2.41E+00	mg/L	
Selenium	10/233	1.70E-03 - 1.60E-02	1.00E-03 - 1.50E-02	N	2.51E-03	mg/L	
Silica	135/135	9.00E+00 - 7.90E+01		N	1.57E+01	mg/L	
Silver	4/65	3.30E-03 - 4.50E-02	2.00E-03 - 6.00E-02	N	1.90E-02	mg/L	
Sodium	258/259	5.03E+00 - 2.81E+02	5.00E+00 - 5.00E+00	L	1.01E+02	mg/L	
Strontium	9/10	7.46E-01 - 1.64E+00	1.21E+00 - 1.21E+00	L	1.12E+00	mg/L	
Sulfate	30/31	5.20E+00 - 2.19E+02	3.00E+01 - 3.00E+01	L	8.57E+01	mg/L	
Sulfide	3/4	1.20E+00 - 6.40E+01	1.00E+00 - 1.00E+00	N	8.53E+00	mg/L	
Tetraoxo-sulfate(1-)	200/205	5.00E+00 - 6.95E+02	5.00E+00 - 5.00E+00	L	8.03E+01	mg/L	
Thallium	3/139	7.30E-03 - 9.10E-02	4.67E-04 - 4.70E-01	N	4.36E-02	mg/L	
Tin	1/6	2.60E-02 - 2.60E-02	1.00E-02 - 2.80E-01	N	5.25E-02	mg/L	
Uranium	77/308	2.80E-04 - 6.40E-01	1.00E-03 - 9.20E-02	N	1.72E-02	mg/L	
Vanadium	121/143	1.80E-03 - 7.60E-01	1.00E-03 - 5.00E-02	N	7.12E-02	mg/L	
Zinc	114/194	2.70E-03 - 1.88E+00	5.00E-03 - 2.50E-01	N	4.02E-02	mg/L	
1,1,1-Trichloroethane	2/186	3.00E-03 - 1.60E-02	3.60E-04 - 5.00E+01	N	2.24E-01	mg/L	
1,1-Dichloroethane	3/188	1.10E-03 - 1.20E-02	3.70E-04 - 5.00E+01	N	2.23E-01	mg/L	
1,1-Dichloroethene	10/205	1.60E-03 - 2.00E-01	4.40E-04 - 5.00E+01	N	2.17E-01	mg/L	
1,2-Dichloroethane	1/233	2.00E-03 - 2.00E-03	2.70E-04 - 5.00E+01	N	1.24E+00	mg/L	
1,2-Dichloroethene	2/15	5.00E-03 - 1.40E-02	1.00E-03 - 5.00E-03	L	6.64E-04	mg/L	
2,4-Dichlorophenol	1/10	4.00E-04 - 4.00E-04	1.60E-04 - 1.00E-02	L	9.05E-03	mg/L	

Table 2.6 Data summary for detected analytes (continued)

----- AREA_CODE=n MEDIA=UCRS Groundwater ----- (continued)							
Analyte	Frequency of Detection	Detected Range	Nondetected Range	Distribution	Arithmetic Mean	Units	
2,4-Dimethylphenol	1/10	4.40E-03 - 4.40E-03	1.10E-04 - 1.00E-02	N	3.73E-03	mg/L	
2-Butanone	3/42	4.00E-03 - 7.00E-03	3.40E-03 - 2.50E+01	L	3.70E-03	mg/L	
4-Methyl-2-pentanone	1/42	1.90E-03 - 1.90E-03	1.10E-03 - 2.50E+01	L	5.53E-02	mg/L	
4-Methylphenol	1/10	2.10E-04 - 2.10E-04	1.80E-04 - 1.00E-02	L	9.54E-03	mg/L	
Acetone	5/43	2.00E-03 - 1.50E-02	1.40E-03 - 2.50E+01	L	3.60E-03	mg/L	
Benzene	4/269	1.00E-03 - 7.80E-03	3.80E-04 - 5.00E+01	N	1.64E-01	mg/L	
Bis(2-ethylhexyl)phthalate	1/10	1.00E-03 - 1.00E-03	3.00E-04 - 1.00E-02	L	5.80E-03	mg/L	
Bromodichloromethane	1/233	9.00E-03 - 9.00E-03	5.00E-04 - 5.00E+01	N	1.33E+00	mg/L	
Chloroethane	1/46	8.20E-01 - 8.20E-01	1.00E-03 - 2.50E+01	L	3.11E-02	mg/L	
Chloroform	10/236	2.00E-03 - 2.40E-02	4.10E-04 - 5.00E+01	N	1.31E+00	mg/L	
Di-n-butyl phthalate	3/10	4.40E-04 - 9.80E-04	1.00E-02 - 1.00E-02	L	7.51E-04	mg/L	
Dibromochloromethane	1/43	2.00E-03 - 2.00E-03	4.30E-04 - 1.30E+01	L	6.22E-03	mg/L	
Dichlorodifluoromethane	3/29	1.00E-03 - 6.00E-03	1.00E-03 - 1.30E+01	L	1.90E-03	mg/L	
Diethyl phthalate	1/10	8.50E-04 - 8.50E-04	2.30E-04 - 1.00E-02	L	7.17E-03	mg/L	
Dimethylbenzene	13/269	7.20E-03 - 2.80E+00	1.00E-03 - 1.00E+02	N	2.87E-01	mg/L	
Ethane	3/5	1.28E-01 - 3.03E-01	3.00E-02 - 3.00E-02	N	6.87E-02	mg/L	
Ethanol	3/28	7.00E-03 - 2.40E-02	5.00E-02 - 1.00E+00	L	1.88E-02	mg/L	
Ethylbenzene	15/270	8.70E-04 - 1.50E+00	4.40E-04 - 5.00E+01	N	1.77E-01	mg/L	
Ethylene	3/5	2.24E+00 - 3.96E+00	3.00E-02 - 3.00E-02	N	9.18E-01	mg/L	
Fluorene	1/17	7.00E-03 - 7.00E-03	2.20E-04 - 1.00E-02	N	3.17E-03	mg/L	
Isophorone	1/10	6.60E-03 - 6.60E-03	2.20E-04 - 1.00E-02	N	3.85E-03	mg/L	
Methylene chloride	16/42	1.00E-03 - 1.80E-02	3.50E-04 - 1.30E+01	L	2.99E-03	mg/L	
Naphthalene	1/17	4.70E-02 - 4.70E-02	2.90E-04 - 1.00E-02	L	6.35E-03	mg/L	
Phenanthrene	1/17	5.00E-03 - 5.00E-03	2.10E-04 - 1.00E-02	N	3.11E-03	mg/L	
Toluene	1/268	1.80E-02 - 1.80E-02	4.40E-04 - 5.00E+01	N	1.64E-01	mg/L	
Trichloroethene	327/623	1.00E-03 - 3.10E+03	1.00E-03 - 1.00E-01	N	1.57E+01	mg/L	
Vinyl chloride	34/249	4.20E-02 - 5.00E+00	1.00E-03 - 1.00E+02	N	5.13E+00	mg/L	
cis-1,2-Dichloroethene	58/218	6.70E-04 - 4.90E+00	4.70E-04 - 5.00E+01	N	2.72E+00	mg/L	
trans-1,2-Dichloroethene	3/237	3.40E-03 - 5.00E-01	4.80E-04 - 5.00E+01	N	2.21E+00	mg/L	
Alpha activity	405/489	1.00E-01 - 3.49E+02	-1.07E+01 - 1.00E+03	N	3.69E+01	pCi/L	
Americium-241	2/9	1.90E-01 - 3.40E-01	-2.60E+00 - 0.00E+00	L	2.94E-01	pCi/L	
Beta activity	450/489	1.00E+00 - 1.26E+03	-9.00E+00 - 1.00E+03	N	5.49E+01	pCi/L	
Cesium-137	3/13	2.00E-01 - 9.00E-01	-1.20E+00 - 1.86E+01	L	5.19E-01	pCi/L	
Cobalt-60	6/7	1.00E-01 - 1.40E+00	-4.00E-01 - -4.00E-01	N	3.57E-01	pCi/L	
Neptunium-237	12/23	1.00E-02 - 2.37E+00	-5.00E-01 - 8.00E-02	L	3.27E-01	pCi/L	
Plutonium-238	3/4	8.00E-02 - 1.10E-01	0.00E+00 - 0.00E+00	N	3.63E-02	pCi/L	
Plutonium-239	6/20	1.00E-02 - 7.60E-01	-2.31E-01 - 9.00E-02	L	1.69E-01	pCi/L	
Plutonium-239/240	1/1	2.07E-02 - 2.07E-02		NT	1.04E-02	pCi/L	
Radium-226	9/15	3.00E-01 - 1.60E+00	-9.00E-01 - 0.00E+00	L	6.63E-01	pCi/L	
Radon-222	79/79	1.20E+01 - 2.05E+03		L	3.24E+02	pCi/L	

Table 2.6 Data summary for detected analytes (continued)

----- AREA_CODE=n MEDIA=UCRS Groundwater -----
 (continued)

Analyte	Frequency of Detection	Detected Range	Nondetected Range	Distribution	Arithmetic Mean	Units
Technetium-99	583/651	1.00E+00 - 1.01E+03	-9.40E+00 - 5.53E+02	N	1.31E+02	pCi/L
Thorium-228	2/2	3.40E-01 - 6.40E-01		N	2.45E-01	pCi/L
Thorium-230	16/22	8.00E-02 - 8.00E-01	-2.68E-01 - 0.00E+00	N	1.68E-01	pCi/L
Thorium-232	2/2	1.80E-01 - 4.90E-01		N	1.68E-01	pCi/L
Uranium-234	14/16	1.50E-01 - 1.84E+01	3.00E-01 - 3.00E-01	L	2.19E+00	pCi/L
Uranium-235	6/9	9.12E-02 - 1.22E+00	1.52E-02 - 1.72E-02	L	2.42E-01	pCi/L
Uranium-235/236	4/5	1.00E-02 - 8.00E-02	-1.88E-01 --1.88E-01	N	-1.16E-02	pCi/L
Uranium-238	13/14	8.00E-02 - 4.19E+01	2.10E-01 - 2.10E-01	L	4.28E+00	pCi/L

Table 2.7 Comparison of maximum detected concentrations and activities to human health risk-based screening criteria

----- AREA_CODE=a MEDIA=RGa Groundwater -----

Analyte	Frequency of Detection	Maximum detected concentration	HI	ELCR	Exceed HI?	Exceed ELCR?	Units
Aluminum	28/42	1.38E+02	1.5E+00		Yes		mg/L
Arsenic	2/46	4.60E-02	4.5E-04	3.5E-06	Yes	Yes	mg/L
Barium	46/46	8.50E-01	1.0E-01		Yes		mg/L
Beryllium	2/46	1.11E-03	2.6E-03	1.0E-06	No	Yes	mg/L
Cadmium	1/46	5.56E-04	6.6E-04		No		mg/L
Calcium	46/46	4.74E+01					mg/L
Chloride	42/42	8.76E+01					mg/L
Chromium	9/46	1.30E+00	4.2E-03		Yes		mg/L
Cobalt	1/46	2.56E-02	9.1E-02		No		mg/L
Fluoride	28/42	7.20E+00	9.1E-02		Yes		mg/L
Iron	37/45	7.20E+02	4.5E-01		Yes		mg/L
Magnesium	46/46	2.41E+01					mg/L
Manganese	37/46	7.75E+00	6.7E-02		Yes		mg/L
Nickel	5/46	1.12E-01	3.0E-02		Yes		mg/L
Nitrate as Nitrogen	35/42	1.28E+01	2.4E+00		Yes		mg/L
Potassium	22/45	4.13E+00					mg/L
Selenium	1/9	1.84E-03	7.5E-03		No		mg/L
Silica	7/7	2.30E+01					mg/L
Sodium	46/46	8.00E+01					mg/L
Tetraoxo-sulfate(1-)	42/42	7.42E+01					mg/L
Thallium	1/42	2.38E-01					mg/L
Uranium	3/28	4.00E-03	4.5E-03		No		mg/L
Vanadium	36/42	9.50E-01	9.3E-03		Yes		mg/L
Zinc	18/46	1.00E+00	4.5E-01		Yes		mg/L
1,1-Dichloroethene	1/17	2.40E-02	1.8E-03	9.3E-07	Yes	Yes	mg/L
Carbon tetrachloride	2/50	1.60E-01	1.2E-04	1.5E-05	Yes	Yes	mg/L
Chloroform	1/50	2.00E-03	2.0E-03	1.5E-05	No	Yes	mg/L
Tetrachloroethene	4/74	2.30E-01	7.9E-03	5.7E-05	Yes	Yes	mg/L
Trichloroethene	94/94	4.60E+02	1.2E-03	1.4E-04	Yes	Yes	mg/L
cis-1,2-Dichloroethene	4/46	2.20E-01	2.0E-03		Yes		mg/L
trans-1,2-Dichloroethene	2/46	1.20E+00	4.0E-03		Yes		mg/L
Alpha activity	60/79	6.59E+01					pCi/L
Americium-241	3/4	7.00E-02		1.2E-01		No	pCi/L
Beta activity	69/79	9.83E+03					pCi/L
Cesium-137	3/5	1.29E+01		1.2E+00		Yes	pCi/L
Neptunium-237	6/8	1.44E+01		1.3E-01		Yes	pCi/L
Plutonium-239	2/8	9.00E-02		1.2E-01		No	pCi/L
Radon-222	4/4	6.04E+02		1.4E+00		Yes	pCi/L
Technetium-99	85/88	1.67E+04		2.8E+01		Yes	pCi/L
Thorium-230	7/8	1.10E+00		1.0E+00		Yes	pCi/L

Table 2.7 Comparison of maximum detected concentrations and activities to human health risk-based screening criteria (continued)

----- AREA_CODE=a MEDIA=RGa Groundwater -----
(continued)

Analyte	Frequency of Detection	Maximum detected concentration	HI	ELCR	Exceed HI?	Exceed ELCR?	Units
Uranium-234	3/4	1.50E-01		8.7E-01		No	pCi/L
Uranium-235	2/4	2.00E-02		8.2E-01		No	pCi/L
Uranium-238	3/4	5.00E-02		6.2E-01		No	pCi/L

----- AREA_CODE=a MEDIA=UCRS Groundwater -----

Analyte	Frequency of Detection	Maximum detected concentration	HI	ELCR	Exceed HI?	Exceed ELCR?	Units
Aluminum	14/14	1.28E+01	1.5E+00		Yes		mg/L
Antimony	1/15	2.79E-02	5.6E-04		Yes		mg/L
Arsenic	1/15	8.00E-03	4.5E-04	3.5E-06	Yes	Yes	mg/L
Barium	15/15	1.98E-01	1.0E-01		Yes		mg/L
Beryllium	1/15	5.56E-04	2.6E-03	1.0E-06	No	Yes	mg/L
Calcium	15/15	5.75E+01					mg/L
Chloride	14/14	1.56E+02					mg/L
Chromium	1/16	1.42E-02	4.2E-03		Yes		mg/L
Cobalt	1/15	2.00E-03	9.1E-02		No		mg/L
Copper	1/15	1.00E-02	6.0E-02		No		mg/L
Fluoride	4/13	1.70E-01	9.1E-02		Yes		mg/L
Iron	15/15	5.43E+00	4.5E-01		Yes		mg/L
Lead	2/4	6.90E-02	1.5E-07		Yes		mg/L
Magnesium	15/15	1.93E+01					mg/L
Manganese	14/15	1.13E-01	6.7E-02		Yes		mg/L
Nickel	2/15	4.15E-01	3.0E-02		Yes		mg/L
Nitrate as Nitrogen	6/14	1.90E+00	2.4E+00		No		mg/L
Potassium	2/14	2.95E+00					mg/L
Silica	3/3	3.80E+01					mg/L
Sodium	15/15	1.26E+02					mg/L
Tetraoxo-sulfate(1-)	14/14	1.36E+02					mg/L
Uranium	2/6	3.10E-02	4.5E-03		Yes		mg/L
Vanadium	10/14	1.57E-01	9.3E-03		Yes		mg/L
Zinc	6/15	5.50E-02	4.5E-01		No		mg/L
1,1-Dichloroethene	1/16	1.60E-03	1.8E-03	9.3E-07	No	Yes	mg/L
Bis(2-ethylhexyl)phthalate	1/1	1.00E-03	2.6E-02	3.1E-04	No	Yes	mg/L
Chloroform	1/16	1.30E-02	2.0E-03	1.5E-05	Yes	Yes	mg/L
Trichloroethene	34/36	7.80E+02	1.2E-03	1.4E-04	Yes	Yes	mg/L

Table 2.7 Comparison of maximum detected concentrations and activities to human health risk-based screening criteria (continued)

----- AREA_CODE=a MEDIA=UCRS Groundwater -----
(continued)

Analyte	Frequency of Detection	Maximum detected concentration	HI	ELCR	Exceed HI?	Exceed ELCR?	Units
cis-1,2-Dichloroethene	1/25	1.30E-01	2.0E-03		Yes		mg/L
trans-1,2-Dichloroethene	2/25	5.00E-01	4.0E-03		Yes		mg/L
Alpha activity	28/31	4.22E+01					pCi/L
Beta activity	31/31	6.72E+02					pCi/L
Neptunium-237	2/2	9.00E-01		1.3E-01		Yes	pCi/L
Plutonium-239	1/2	1.00E-01		1.2E-01		No	pCi/L
Radon-222	1/1	4.61E+02		1.4E+00		Yes	pCi/L
Technetium-99	20/22	1.20E+02		2.8E+01		Yes	pCi/L
Thorium-230	2/2	7.00E-01		1.0E+00		No	pCi/L

----- AREA_CODE=b MEDIA=McNairy Groundwater -----

Analyte	Frequency of Detection	Maximum detected concentration	HI	ELCR	Exceed HI?	Exceed ELCR?	Units
Aluminum	2/35	1.50E+00	1.5E+00		Yes		mg/L
Antimony	1/13	1.85E-01	5.6E-04		Yes		mg/L
Barium	4/5	1.70E-01	1.0E-01		Yes		mg/L
Calcium	35/35	2.76E+01					mg/L
Chloride	32/32	5.51E+01					mg/L
Fluoride	14/14	1.70E-01	9.1E-02		Yes		mg/L
Iron	34/35	1.66E+01	4.5E-01		Yes		mg/L
Magnesium	35/35	1.23E+01					mg/L
Manganese	34/35	9.11E-01	6.7E-02		Yes		mg/L
Nitrate as Nitrogen	1/32	5.60E+00	2.4E+00		Yes		mg/L
Potassium	16/32	5.58E+00					mg/L
Silica	26/26	2.70E+01					mg/L
Sodium	35/35	3.81E+01					mg/L
Tetraoxo-sulfate(1-)	17/31	1.72E+01					mg/L
Vanadium	1/1	4.00E-02	9.3E-03		Yes		mg/L
Zinc	2/5	8.00E-02	4.5E-01		No		mg/L
Trichloroethene	4/43	9.60E+00	1.2E-03	1.4E-04	Yes	Yes	mg/L
Alpha activity	28/35	7.30E+00					pCi/L
Beta activity	34/35	1.48E+03					pCi/L
Neptunium-237	2/3	4.00E-01		1.3E-01		Yes	pCi/L
Plutonium-238	1/2	5.00E-02		1.3E-01		No	pCi/L
Radium-226	2/3	8.60E-01		1.3E-01		Yes	pCi/L

Table 2.7 Comparison of maximum detected concentrations and activities to human health risk-based screening criteria (continued)

----- AREA_CODE=b MEDIA=McNairy Groundwater -----							
(continued)							
Analyte	Frequency of Detection	Maximum detected concentration	HI	ELCR	Exceed HI?	Exceed ELCR?	Units
Radon-222	31/31	2.91E+02		1.4E+00		Yes	pCi/L
Technetium-99	28/43	1.95E+03		2.8E+01		Yes	pCi/L
Thorium-230	1/2	1.00E-02		1.0E+00		No	pCi/L

----- AREA_CODE=b MEDIA=RGAs Groundwater -----							
Analyte	Frequency of Detection	Maximum detected concentration	HI	ELCR	Exceed HI?	Exceed ELCR?	Units
Aluminum	106/298	1.43E+02	1.5E+00		Yes		mg/L
Arsenic	28/399	1.40E-01	4.5E-04	3.5E-06	Yes	Yes	mg/L
Barium	99/105	2.20E+00	1.0E-01		Yes		mg/L
Beryllium	9/111	1.40E-02	2.6E-03	1.0E-06	Yes	Yes	mg/L
Cadmium	3/411	2.13E-01	6.6E-04		Yes		mg/L
Calcium	340/340	4.87E+01					mg/L
Chloride	318/318	5.86E+02					mg/L
Chromium	50/411	8.89E-01	4.2E-03		Yes		mg/L
Cobalt	3/105	9.00E-02	9.1E-02		No		mg/L
Copper	15/114	8.10E-02	6.0E-02		Yes		mg/L
Fluoride	115/185	7.10E-01	9.1E-02		Yes		mg/L
Iron	244/343	4.18E+02	4.5E-01		Yes		mg/L
Lead	8/370	4.32E-01	1.5E-07		Yes		mg/L
Magnesium	343/343	2.88E+01					mg/L
Manganese	218/334	8.20E+00	6.7E-02		Yes		mg/L
Mercury	1/359	3.00E-04	4.4E-04		No		mg/L
Molybdenum	3/81	2.50E-02	7.5E-03		Yes		mg/L
Nickel	57/117	5.70E-01	3.0E-02		Yes		mg/L
Nitrate as Nitrogen	201/304	3.93E+01	2.4E+00		Yes		mg/L
Nitrate/Nitrite	6/6	9.40E+00	2.4E+00		Yes		mg/L
Potassium	25/309	2.44E+01					mg/L
Selenium	1/369	4.76E-01	7.5E-03		Yes		mg/L
Silica	188/188	4.50E+01					mg/L
Silver	1/55	5.70E-03	7.5E-03		No		mg/L
Sodium	342/342	1.62E+02					mg/L
Sulfate	27/27	4.20E+01					mg/L
Tetraoxo-sulfate(1-)	291/292	2.24E+02					mg/L
Tin	3/13	8.00E-01	8.9E-01		No		mg/L

Table 2.7 Comparison of maximum detected concentrations and activities to human health risk-based screening criteria (continued)

----- AREA_CODE=b MEDIA=RGa Groundwater -----
(continued)

Analyte	Frequency of Detection	Maximum detected concentration	HI	ELCR	Exceed HI?	Exceed ELCR?	Units
Total Phosphate as Phosphorus	12/260	3.49E+01	3.0E-05		Yes		mg/L
Uranium	17/416	1.90E-01	4.5E-03		Yes		mg/L
Vanadium	48/63	2.10E-01	9.3E-03		Yes		mg/L
Zinc	44/116	2.29E-01	4.5E-01		No		mg/L
1,1,2-Trichloro-1,2,2-trifluoroethane	2/4	5.70E-03	1.9E+00		No		mg/L
1,1,2-Trichloroethane	1/446	2.00E-03	8.1E-04	1.8E-05	Yes	Yes	mg/L
1,1-Dichloroethane	1/420	4.10E-03	2.7E-02		No		mg/L
1,1-Dichloroethene	1/419	1.30E-03	1.8E-03	9.3E-07	No	Yes	mg/L
1,2-Dichloroethane	1/449	1.10E-03	6.7E-04	1.1E-05	Yes	Yes	mg/L
4-Methyl-2-pentanone	1/9	2.50E-03	5.1E-03		No		mg/L
Acetone	4/11	2.30E-02	2.0E-02		Yes		mg/L
Carbon tetrachloride	2/450	1.60E-02	1.2E-04	1.5E-05	Yes	Yes	mg/L
Chlorobenzene	1/9	2.00E-03	1.3E-03		Yes		mg/L
Chloroform	3/448	1.40E-02	2.0E-03	1.5E-05	Yes	Yes	mg/L
Di-n-butyl phthalate	1/1	8.00E-03	1.3E-01		No		mg/L
Ethane	8/11	1.97E-01					mg/L
Ethylene	8/11	4.17E+00					mg/L
Methylene chloride	1/9	5.00E-03	6.2E-02	3.6E-04	No	Yes	mg/L
Tetrachloroethene	2/449	3.20E-01	7.9E-03	5.7E-05	Yes	Yes	mg/L
Toluene	3/424	1.10E-02	2.4E-02		No		mg/L
Trichloroethene	495/791	3.00E+01	1.2E-03	1.4E-04	Yes	Yes	mg/L
Vinyl chloride	2/462	6.30E+00		1.7E-06		Yes	mg/L
cis-1,2-Dichloroethene	11/457	4.20E+00	2.0E-03		Yes		mg/L
trans-1,2-Dichloroethene	2/458	3.80E-03	4.0E-03		No		mg/L
Alpha activity	329/529	5.59E+01					pCi/L
Americium-241	9/15	3.50E+00		1.2E-01		Yes	pCi/L
Beta activity	463/529	5.29E+03					pCi/L
Cesium-137	3/26	8.00E-01		1.2E+00		No	pCi/L
Cobalt-60	7/9	2.30E+00		2.0E+00		Yes	pCi/L
Neptunium-237	19/35	5.00E-01		1.3E-01		Yes	pCi/L
Plutonium-238	9/13	7.00E-02		1.3E-01		No	pCi/L
Plutonium-239	9/15	1.30E-01		1.2E-01		Yes	pCi/L
Plutonium-239/240	5/7	3.06E-02		1.2E-01		No	pCi/L
Radium-226	27/31	7.39E+02		1.3E-01		Yes	pCi/L
Radon-222	247/247	2.23E+03		1.4E+00		Yes	pCi/L
Technetium-99	933/1E3	5.80E+03		2.8E+01		Yes	pCi/L
Thorium-230	22/29	4.70E+00		1.0E+00		Yes	pCi/L
Uranium-234	15/21	2.00E+02		8.7E-01		Yes	pCi/L
Uranium-235	4/12	9.96E+00		8.2E-01		Yes	pCi/L

Table 2.7 Comparison of maximum detected concentrations and activities to human health risk-based screening criteria (continued)

----- AREA_CODE=b MEDIA=RGa Groundwater -----
(continued)

Analyte	Frequency of Detection	Maximum detected concentration	HI	ELCR	Exceed HI?	Exceed ELCR?	Units
Uranium-235/236	8/10	3.50E-01		8.2E-01		No	pCi/L
Uranium-238	14/18	2.11E+02		6.2E-01		Yes	pCi/L

----- AREA_CODE=b MEDIA=UCRS Groundwater -----

Analyte	Frequency of Detection	Maximum detected concentration	HI	ELCR	Exceed HI?	Exceed ELCR?	Units
Aluminum	68/88	5.41E+01	1.5E+00		Yes		mg/L
Arsenic	61/196	4.53E-01	4.5E-04	3.5E-06	Yes	Yes	mg/L
Barium	64/65	5.85E-01	1.0E-01		Yes		mg/L
Beryllium	3/67	4.00E-04	2.6E-03	1.0E-06	No	Yes	mg/L
Cadmium	5/200	1.80E-02	6.6E-04		Yes		mg/L
Calcium	105/105	1.05E+02					mg/L
Chloride	104/105	6.29E+02					mg/L
Chromium	36/200	1.36E+00	4.2E-03		Yes		mg/L
Cobalt	1/65	7.50E-03	9.1E-02		No		mg/L
Copper	3/68	2.20E-02	6.0E-02		No		mg/L
Fluoride	58/78	2.40E+00	9.1E-02		Yes		mg/L
Iron	90/102	3.44E+02	4.5E-01		Yes		mg/L
Lead	1/150	1.80E-03	1.5E-07		Yes		mg/L
Magnesium	105/105	5.30E+01					mg/L
Manganese	76/100	8.73E-01	6.7E-02		Yes		mg/L
Mercury	1/148	3.00E-04	4.4E-04		No		mg/L
Molybdenum	1/58	1.00E-02	7.5E-03		Yes		mg/L
Nickel	38/68	2.30E+00	3.0E-02		Yes		mg/L
Nitrate as Nitrogen	20/97	5.70E+00	2.4E+00		Yes		mg/L
Nitrate/Nitrite	5/5	2.10E+00	2.4E+00		No		mg/L
Potassium	7/99	9.34E+00					mg/L
Selenium	4/150	1.60E-02	7.5E-03		Yes		mg/L
Silica	41/41	7.90E+01					mg/L
Silver	1/14	5.00E-03	7.5E-03		No		mg/L
Sodium	105/105	2.81E+02					mg/L
Sulfate	14/14	2.19E+02					mg/L
Tetraoxo-sulfate(1-)	90/91	4.90E+02					mg/L
Thallium	2/53	9.10E-02					mg/L
Tin	1/4	2.60E-02	8.9E-01		No		mg/L

Table 2.7 Comparison of maximum detected concentrations and activities to human health risk-based screening criteria (continued)

----- AREA_CODE=b MEDIA=UCRS Groundwater -----							
(continued)							
Analyte	Frequency of Detection	Maximum detected concentration	HI	ELCR	Exceed HI?	Exceed ELCR?	Units
Uranium	18/165	1.10E-01	4.5E-03		Yes		mg/L
Vanadium	50/56	5.04E-01	9.3E-03		Yes		mg/L
Zinc	36/68	8.00E-02	4.5E-01		No		mg/L
1,1-Dichloroethane	2/75	1.20E-02	2.7E-02		No		mg/L
1,1-Dichloroethene	2/74	2.90E-03	1.8E-03	9.3E-07	Yes	Yes	mg/L
1,2-Dichloroethene	1/3	1.40E-02	1.8E-03		Yes		mg/L
2,4-Dichlorophenol	1/3	4.00E-04	4.1E-03		No		mg/L
2,4-Dimethylphenol	1/3	4.40E-03	3.9E-03		Yes		mg/L
4-Methyl-2-pentanone	1/6	1.90E-03	5.1E-03		No		mg/L
4-Methylphenol	1/3	2.10E-04	7.3E-03		No		mg/L
Acetone	1/7	5.20E-03	2.0E-02		No		mg/L
Benzene	1/71	7.80E-03	4.0E-04	3.5E-05	Yes	Yes	mg/L
Chloroethane	1/9	8.20E-01	3.1E-01		Yes		mg/L
Di-n-butyl phthalate	3/3	9.80E-04	1.3E-01		No		mg/L
Diethyl phthalate	1/3	8.50E-04	1.2E+00		No		mg/L
Dimethylbenzene	1/72	7.20E-03	4.0E-01		No		mg/L
Ethane	3/4	3.03E-01					mg/L
Ethylbenzene	1/72	8.70E-04	4.5E-02		No		mg/L
Ethylene	3/4	3.96E+00					mg/L
Isophorone	1/3	6.60E-03	3.0E-01	5.5E-03	No	Yes	mg/L
Toluene	1/72	1.80E-02	2.4E-02		No		mg/L
Trichloroethene	218/291	3.10E+03	1.2E-03	1.4E-04	Yes	Yes	mg/L
Vinyl chloride	34/113	5.00E+00		1.7E-06		Yes	mg/L
cis-1,2-Dichloroethene	55/109	4.90E+00	2.0E-03		Yes		mg/L
trans-1,2-Dichloroethene	1/109	5.10E-03	4.0E-03		Yes		mg/L
Alpha activity	133/175	3.00E+01					pCi/L
Americium-241	2/5	3.40E-01		1.2E-01		Yes	pCi/L
Beta activity	148/175	1.26E+03					pCi/L
Cobalt-60	2/3	1.20E+00		2.0E+00		No	pCi/L
Neptunium-237	7/12	4.00E-01		1.3E-01		Yes	pCi/L
Plutonium-238	1/2	8.00E-02		1.3E-01		No	pCi/L
Plutonium-239	4/9	7.60E-01		1.2E-01		Yes	pCi/L
Plutonium-239/240	1/1	2.07E-02		1.2E-01		No	pCi/L
Radium-226	2/5	6.00E-01		1.3E-01		Yes	pCi/L
Radon-222	38/38	2.05E+03		1.4E+00		Yes	pCi/L
Technetium-99	313/333	8.78E+02		2.8E+01		Yes	pCi/L
Thorium-230	9/11	8.00E-01		1.0E+00		No	pCi/L
Uranium-234	9/11	1.44E+01		8.7E-01		Yes	pCi/L
Uranium-235	5/8	9.10E-01		8.2E-01		Yes	pCi/L

Table 2.7 Comparison of maximum detected concentrations and activities to human health risk-based screening criteria (continued)

----- AREA_CODE=b MEDIA=UCRS Groundwater -----							
(continued)							
Analyte	Frequency of Detection	Maximum detected concentration	HI	ELCR	Exceed HI?	Exceed ELCR?	Units
Uranium-235/236	4/5	8.00E-02		8.2E-01		No	pCi/L
Uranium-238	9/9	3.48E+01		6.2E-01		Yes	pCi/L
----- AREA_CODE=c MEDIA=RGA Groundwater -----							
Analyte	Frequency of Detection	Maximum detected concentration	HI	ELCR	Exceed HI?	Exceed ELCR?	Units
Aluminum	9/16	2.16E+01	1.5E+00		Yes		mg/L
Barium	32/33	3.60E-01	1.0E-01		Yes		mg/L
Calcium	33/33	3.99E+01					mg/L
Chloride	33/33	1.20E+02					mg/L
Chromium	11/33	8.62E+00	4.2E-03		Yes		mg/L
Copper	5/33	1.31E-01	6.0E-02		Yes		mg/L
Fluoride	28/32	2.40E-01	9.1E-02		Yes		mg/L
Iron	25/33	6.64E+01	4.5E-01		Yes		mg/L
Magnesium	33/33	1.43E+01					mg/L
Manganese	27/33	1.09E+00	6.7E-02		Yes		mg/L
Molybdenum	2/16	1.00E-01	7.5E-03		Yes		mg/L
Nickel	10/33	6.73E-01	3.0E-02		Yes		mg/L
Nitrate as Nitrogen	20/33	3.00E+00	2.4E+00		Yes		mg/L
Potassium	5/30	8.33E+00					mg/L
Silica	16/16	3.60E+01					mg/L
Sodium	33/33	8.74E+01					mg/L
Sulfate	4/4	3.35E+01					mg/L
Tetraoxo-sulfate(1-)	29/29	1.43E+02					mg/L
Uranium	2/58	1.00E-03	4.5E-03		No		mg/L
Vanadium	8/10	1.31E-01	9.3E-03		Yes		mg/L
Zinc	11/33	1.30E-01	4.5E-01		No		mg/L
1,1-Dichloroethene	2/72	6.50E-02	1.8E-03	9.3E-07	Yes	Yes	mg/L
Chloroform	2/72	5.00E-03	2.0E-03	1.5E-05	Yes	Yes	mg/L
Trichloroethene	78/112	1.50E+00	1.2E-03	1.4E-04	Yes	Yes	mg/L
cis-1,2-Dichloroethene	2/72	9.80E-03	2.0E-03		Yes		mg/L
Alpha activity	91/111	1.92E+01					pCi/L
Beta activity	110/111	2.02E+03					pCi/L
Radon-222	16/16	6.59E+03		1.4E+00		Yes	pCi/L
Technetium-99	108/113	3.15E+03		2.8E+01		Yes	pCi/L

Table 2.7 Comparison of maximum detected concentrations and activities to human health risk-based screening criteria (continued)

----- AREA_CODE=c MEDIA=UCRS Groundwater -----

Analyte	Frequency of Detection	Maximum detected concentration	HI	ELCR	Exceed HI?	Exceed ELCR?	Units
Aluminum	6/6	5.92E+00	1.5E+00		Yes		mg/L
Barium	6/6	1.61E-01	1.0E-01		Yes		mg/L
Calcium	6/6	3.45E+01					mg/L
Chloride	5/5	6.10E+01					mg/L
Iron	6/6	6.44E+00	4.5E-01		Yes		mg/L
Magnesium	6/6	1.32E+01					mg/L
Manganese	6/6	3.22E-01	6.7E-02		Yes		mg/L
Nitrate as Nitrogen	2/5	1.20E+00	2.4E+00		No		mg/L
Potassium	1/6	2.44E+00					mg/L
Silica	5/5	6.40E+01					mg/L
Sodium	6/6	9.14E+01					mg/L
Tetraoxo-sulfate(1-)	5/5	1.28E+02					mg/L
Uranium	2/10	4.00E-03	4.5E-03		No		mg/L
Vanadium	4/6	7.10E-02	9.3E-03		Yes		mg/L
Zinc	5/6	6.90E-02	4.5E-01		No		mg/L
Benzene	1/7	1.00E-03	4.0E-04	3.5E-05	Yes	Yes	mg/L
Chloroform	6/8	1.70E-02	2.0E-03	1.5E-05	Yes	Yes	mg/L
Trichloroethene	5/22	9.40E-02	1.2E-03	1.4E-04	Yes	Yes	mg/L
Alpha activity	20/23	1.33E+01					pCi/L
Beta activity	23/23	9.50E+01					pCi/L
Technetium-99	23/23	9.40E+01		2.8E+01		Yes	pCi/L

----- AREA_CODE=d MEDIA=McNairy Groundwater -----

Analyte	Frequency of Detection	Maximum detected concentration	HI	ELCR	Exceed HI?	Exceed ELCR?	Units
Aluminum	5/9	2.10E-01	1.5E+00		No		mg/L
Barium	13/13	1.68E-01	1.0E-01		Yes		mg/L
Calcium	13/13	2.18E+01					mg/L
Chloride	13/13	1.10E+01					mg/L
Copper	2/13	2.00E-02	6.0E-02		No		mg/L
Fluoride	11/11	1.80E-01	9.1E-02		Yes		mg/L
Iron	13/13	1.02E+01	4.5E-01		Yes		mg/L
Magnesium	13/13	7.51E+00					mg/L
Manganese	13/13	5.14E-01	6.7E-02		Yes		mg/L
Potassium	9/12	1.23E+01					mg/L
Silica	9/9	3.40E+01					mg/L

Table 2.7 Comparison of maximum detected concentrations and activities to human health risk-based screening criteria (continued)

----- AREA_CODE=d MEDIA=McNairy Groundwater -----								
(continued)								
Analyte	Frequency of Detection	Maximum detected concentration	HI	ELCR	Exceed HI?	Exceed ELCR?	Units	
Sodium	13/13	2.10E+01					mg/L	
Tetraoxo-sulfate(1-)	10/10	2.89E+01					mg/L	
Thallium	1/7	1.02E+00					mg/L	
Vanadium	4/7	6.60E-02	9.3E-03		Yes		mg/L	
Zinc	12/13	1.90E-01	4.5E-01		No		mg/L	
Trichloroethene	1/15	3.00E-03	1.2E-03	1.4E-04	Yes	Yes	mg/L	
Alpha activity	13/15	6.70E+00					pCi/L	
Beta activity	15/15	4.70E+01					pCi/L	
Neptunium-237	4/7	4.00E-01		1.3E-01		Yes	pCi/L	
Plutonium-239	1/7	1.00E-01		1.2E-01		No	pCi/L	
Radium-226	6/6	8.00E-01		1.3E-01		Yes	pCi/L	
Radon-222	13/13	1.45E+02		1.4E+00		Yes	pCi/L	
Technetium-99	11/15	2.30E+01		2.8E+01		No	pCi/L	
Thorium-230	5/7	8.00E-01		1.0E+00		No	pCi/L	
----- AREA_CODE=d MEDIA=Other Groundwater -----								
Analyte	Frequency of Detection	Maximum detected concentration	HI	ELCR	Exceed HI?	Exceed ELCR?	Units	
Methylene chloride	1/1	5.00E-03	6.2E-02	3.6E-04	No	Yes	mg/L	
----- AREA_CODE=d MEDIA=RGAs Groundwater -----								
Analyte	Frequency of Detection	Maximum detected concentration	HI	ELCR	Exceed HI?	Exceed ELCR?	Units	
Aluminum	34/39	1.33E+01	1.5E+00		Yes		mg/L	
Arsenic	4/98	1.20E-01	4.5E-04	3.5E-06	Yes	Yes	mg/L	
Barium	65/68	6.86E-01	1.0E-01		Yes		mg/L	
Beryllium	1/65	1.20E-03	2.6E-03	1.0E-06	No	Yes	mg/L	
Cadmium	2/100	3.70E-03	6.6E-04		Yes		mg/L	
Calcium	66/66	4.67E+01					mg/L	
Chloride	59/59	1.73E+02					mg/L	
Chromium	15/95	4.60E-01	4.2E-03		Yes		mg/L	

Table 2.7 Comparison of maximum detected concentrations and activities to human health risk-based screening criteria (continued)

----- AREA_CODE=d MEDIA=RGa Groundwater -----
(continued)

Analyte	Frequency of Detection	Maximum detected concentration	HI	ELCR	Exceed HI?	Exceed ELCR?	Units
Cobalt	7/65	4.50E-02	9.1E-02		No		mg/L
Copper	6/67	2.50E-02	6.0E-02		No		mg/L
Fluoride	39/58	5.20E-01	9.1E-02		Yes		mg/L
Iron	54/69	1.98E+01	4.5E-01		Yes		mg/L
Lead	13/88	2.50E-01	1.5E-07		Yes		mg/L
Magnesium	69/69	4.72E+01					mg/L
Manganese	63/69	6.32E+00	6.7E-02		Yes		mg/L
Nickel	22/70	3.27E-01	3.0E-02		Yes		mg/L
Nitrate as Nitrogen	17/59	2.20E+00	2.4E+00		No		mg/L
Potassium	25/61	1.70E+01					mg/L
Selenium	3/87	4.90E-03	7.5E-03		No		mg/L
Silica	32/32	4.40E+01					mg/L
Silver	1/37	2.60E-03	7.5E-03		No		mg/L
Sodium	69/69	2.66E+02					mg/L
Strontium	3/3	3.33E-01	9.0E-01		No		mg/L
Tetraoxo-sulfate(1-)	37/54	2.00E+01					mg/L
Tin	1/1	8.00E-01	8.9E-01		No		mg/L
Uranium	6/120	2.00E-02	4.5E-03		Yes		mg/L
Vanadium	17/35	4.36E-01	9.3E-03		Yes		mg/L
Zinc	27/67	8.28E-02	4.5E-01		No		mg/L
Bis(2-ethylhexyl)phthalate	2/7	2.00E-03	2.6E-02	3.1E-04	No	Yes	mg/L
Butyl benzyl phthalate	1/7	1.00E-03	2.6E-01		No		mg/L
Di-n-butyl phthalate	1/7	2.10E-02	1.3E-01		No		mg/L
Dimethylbenzene	1/114	2.20E+00	4.0E-01		Yes		mg/L
Ethylbenzene	1/114	8.70E-01	4.5E-02		Yes		mg/L
Methylene chloride	7/9	1.30E-01	6.2E-02	3.6E-04	Yes	Yes	mg/L
Tetrachloroethene	1/95	5.00E-03	7.9E-03	5.7E-05	No	Yes	mg/L
Trichloroethene	149/204	2.30E+01	1.2E-03	1.4E-04	Yes	Yes	mg/L
cis-1,2-Dichloroethene	8/95	2.90E-02	2.0E-03		Yes		mg/L
Alpha activity	126/166	1.13E+01					pCi/L
Americium-241	1/2	5.00E-01		1.2E-01		Yes	pCi/L
Beta activity	152/166	1.00E+03					pCi/L
Cesium-137	3/4	2.07E+01		1.2E+00		Yes	pCi/L
Cobalt-60	1/2	2.00E-01		2.0E+00		No	pCi/L
Neptunium-237	11/15	5.00E-01		1.3E-01		Yes	pCi/L
Plutonium-239	1/15	2.00E-01		1.2E-01		Yes	pCi/L
Radium-226	13/14	2.00E+00		1.3E-01		Yes	pCi/L
Radon-222	44/44	9.48E+03		1.4E+00		Yes	pCi/L
Technetium-99	168/214	3.67E+02		2.8E+01		Yes	pCi/L

Table 2.7 Comparison of maximum detected concentrations and activities to human health risk-based screening criteria (continued)

----- AREA_CODE=d MEDIA=RGa Groundwater -----
(continued)

Analyte	Frequency of Detection	Maximum detected concentration	HI	ELCR	Exceed HI?	Exceed ELCR?	Units
Thorium-230	12/15	1.00E+00		1.0E+00		No	pCi/L
Uranium-234	6/7	2.90E+00		8.7E-01		Yes	pCi/L
Uranium-235	4/6	2.48E-01		8.2E-01		No	pCi/L
Uranium-238	4/7	6.69E+00		6.2E-01		Yes	pCi/L

----- AREA_CODE=d MEDIA=UCRS Groundwater -----

Analyte	Frequency of Detection	Maximum detected concentration	HI	ELCR	Exceed HI?	Exceed ELCR?	Units
Aluminum	41/43	6.24E+01	1.5E+00		Yes		mg/L
Ammonia as Nitrogen	2/4	1.60E-01					mg/L
Antimony	2/39	2.57E-02	5.6E-04		Yes		mg/L
Arsenic	7/46	2.20E-02	4.5E-04	3.5E-06	Yes	Yes	mg/L
Barium	41/48	8.88E-01	1.0E-01		Yes		mg/L
Beryllium	1/39	1.70E-03	2.6E-03	1.0E-06	No	Yes	mg/L
Cadmium	1/48	1.20E-02	6.6E-04		Yes		mg/L
Calcium	38/38	3.78E+02					mg/L
Chloride	38/38	3.10E+02					mg/L
Chromium	9/40	1.30E-01	4.2E-03		Yes		mg/L
Cobalt	7/39	6.76E-02	9.1E-02		No		mg/L
Copper	12/38	3.30E-02	6.0E-02		No		mg/L
Cyanide	2/5	1.00E-02	2.8E-02		No		mg/L
Fluoride	23/38	4.50E-01	9.1E-02		Yes		mg/L
Iron	47/47	7.54E+01	4.5E-01		Yes		mg/L
Kjeldahl Nitrogen	3/4	8.95E+00					mg/L
Lead	7/39	1.38E+00	1.5E-07		Yes		mg/L
Magnesium	47/47	9.40E+01					mg/L
Manganese	47/47	2.70E+01	6.7E-02		Yes		mg/L
Mercury	1/28	2.00E-04	4.4E-04		No		mg/L
Nickel	8/48	9.30E-02	3.0E-02		Yes		mg/L
Nitrate as Nitrogen	12/34	2.69E+01	2.4E+00		Yes		mg/L
Nitrate/Nitrite	2/4	9.38E+00	2.4E+00		Yes		mg/L
Orthophosphate	3/3	1.60E-01					mg/L
Potassium	22/46	2.98E+01					mg/L
Selenium	5/29	8.70E-03	7.5E-03		Yes		mg/L
Silica	38/38	6.70E+01					mg/L

Table 2.7 Comparison of maximum detected concentrations and activities to human health risk-based screening criteria (continued)

----- AREA_CODE=d MEDIA=UCRS Groundwater -----
(continued)

Analyte	Frequency of Detection	Maximum detected concentration	HI	ELCR	Exceed HI?	Exceed ELCR?	Units
Silver	2/11	4.40E-03	7.5E-03		No		mg/L
Sodium	47/47	2.79E+02					mg/L
Strontium	9/10	1.64E+00	9.0E-01		Yes		mg/L
Sulfate	3/4	5.90E+01					mg/L
Sulfide	3/4	6.40E+01					mg/L
Tetraoxo-sulfate(1-)	29/33	6.95E+02					mg/L
Uranium	19/45	1.30E-01	4.5E-03		Yes		mg/L
Vanadium	30/34	7.11E-01	9.3E-03		Yes		mg/L
Zinc	19/39	9.90E-02	4.5E-01		No		mg/L
1,1,1-Trichloroethane	2/24	1.60E-02	5.4E-02		No		mg/L
1,1-Dichloroethane	1/23	8.00E-03	2.7E-02		No		mg/L
1,1-Dichloroethene	7/29	2.00E-01	1.8E-03	9.3E-07	Yes	Yes	mg/L
1,2-Dichloroethane	1/23	2.00E-03	6.7E-04	1.1E-05	Yes	Yes	mg/L
1,2-Dichloroethene	1/7	5.00E-03	1.8E-03		Yes		mg/L
Benzene	1/98	5.00E-03	4.0E-04	3.5E-05	Yes	Yes	mg/L
Dimethylbenzene	12/98	2.80E+00	4.0E-01		Yes		mg/L
Ethylbenzene	14/99	1.50E+00	4.5E-02		Yes		mg/L
Fluorene	1/12	7.00E-03	7.4E-03		No		mg/L
Methylene chloride	6/6	1.80E-02	6.2E-02	3.6E-04	No	Yes	mg/L
Naphthalene	1/12	4.70E-02	2.0E-04		Yes		mg/L
Phenanthrene	1/12	5.00E-03					mg/L
Trichloroethene	57/121	9.80E+01	1.2E-03	1.4E-04	Yes	Yes	mg/L
cis-1,2-Dichloroethene	2/18	9.00E-03	2.0E-03		Yes		mg/L
Alpha activity	107/115	5.75E+01					pCi/L
Beta activity	112/115	1.00E+03					pCi/L
Neptunium-237	1/2	2.37E+00		1.3E-01		Yes	pCi/L
Plutonium-238	2/2	1.10E-01		1.3E-01		No	pCi/L
Radon-222	5/5	5.12E+02		1.4E+00		Yes	pCi/L
Technetium-99	103/118	1.01E+03		2.8E+01		Yes	pCi/L
Thorium-228	2/2	6.40E-01		1.7E-01		Yes	pCi/L
Thorium-230	2/2	6.90E-01		1.0E+00		No	pCi/L
Thorium-232	2/2	4.90E-01		1.2E+00		No	pCi/L
Uranium-234	5/5	1.84E+01		8.7E-01		Yes	pCi/L
Uranium-235	1/1	1.22E+00		8.2E-01		Yes	pCi/L
Uranium-238	4/5	4.19E+01		6.2E-01		Yes	pCi/L

Table 2.7 Comparison of maximum detected concentrations and activities to human health risk-based screening criteria (continued)

----- AREA_CODE=e MEDIA=McNairy Groundwater -----

Analyte	Frequency of Detection	Maximum detected concentration	HI	ELCR	Exceed HI?	Exceed ELCR?	Units
Aluminum	6/40	9.04E+01	1.5E+00		Yes		mg/L
Arsenic	2/11	3.60E-02	4.5E-04	3.5E-06	Yes	Yes	mg/L
Barium	6/11	6.70E-01	1.0E-01		Yes		mg/L
Beryllium	1/11	1.70E-02	2.6E-03	1.0E-06	Yes	Yes	mg/L
Cadmium	1/11	2.10E-02	6.6E-04		Yes		mg/L
Calcium	41/41	1.18E+02					mg/L
Chloride	38/38	2.42E+01					mg/L
Chromium	2/9	2.32E-01	4.2E-03		Yes		mg/L
Cobalt	1/11	1.21E-01	9.1E-02		Yes		mg/L
Copper	3/11	1.63E-01	6.0E-02		Yes		mg/L
Fluoride	20/20	3.90E-01	9.1E-02		Yes		mg/L
Iron	41/41	1.79E+02	4.5E-01		Yes		mg/L
Magnesium	41/41	6.46E+01					mg/L
Manganese	41/41	3.91E+00	6.7E-02		Yes		mg/L
Nickel	2/11	1.09E-01	3.0E-02		Yes		mg/L
Nitrate as Nitrogen	1/38	1.00E+00	2.4E+00		No		mg/L
Potassium	27/40	8.61E+01					mg/L
Silica	30/30	5.80E+01					mg/L
Sodium	41/41	7.65E+01					mg/L
Sulfate	2/2	1.17E+03					mg/L
Tetraoxo-sulfate(1-)	36/36	1.97E+01					mg/L
Thallium	1/4	1.23E-01					mg/L
Total Phosphate as Phosphorus	1/35	5.20E+00	3.0E-05		Yes		mg/L
Uranium	2/11	1.80E-02	4.5E-03		Yes		mg/L
Vanadium	3/4	8.36E-01	9.3E-03		Yes		mg/L
Zinc	8/11	5.64E-01	4.5E-01		Yes		mg/L
Trichloroethene	5/52	7.00E-03	1.2E-03	1.4E-04	Yes	Yes	mg/L
Alpha activity	43/48	1.07E+02					pCi/L
Beta activity	48/48	2.36E+02					pCi/L
Radon-222	31/31	3.91E+02		1.4E+00		Yes	pCi/L
Technetium-99	40/53	5.30E+01		2.8E+01		Yes	pCi/L
Thorium-230	1/1	1.00E-01		1.0E+00		No	pCi/L

Table 2.7 Comparison of maximum detected concentrations and activities to human health risk-based screening criteria (continued)

----- AREA_CODE=e MEDIA=RGa Groundwater -----

Analyte	Frequency of Detection	Maximum detected concentration	HI	ELCR	Exceed HI?	Exceed ELCR?	Units
Aluminum	94/348	4.81E+01	1.5E+00		Yes		mg/L
Arsenic	1/158	7.00E-03	4.5E-04	3.5E-06	Yes	Yes	mg/L
Barium	158/159	4.98E-01	1.0E-01		Yes		mg/L
Beryllium	3/158	6.00E-03	2.6E-03	1.0E-06	Yes	Yes	mg/L
Cadmium	2/159	2.40E-02	6.6E-04		Yes		mg/L
Calcium	374/374	7.82E+01					mg/L
Chloride	345/345	4.99E+01					mg/L
Chromium	11/161	1.12E-01	4.2E-03		Yes		mg/L
Cobalt	2/159	8.10E-02	9.1E-02		No		mg/L
Copper	29/159	1.87E+00	6.0E-02		Yes		mg/L
Fluoride	217/222	6.50E-01	9.1E-02		Yes		mg/L
Iron	226/378	2.91E+02	4.5E-01		Yes		mg/L
Lead	1/69	6.00E-02	1.5E-07		Yes		mg/L
Magnesium	376/376	1.42E+01					mg/L
Manganese	158/375	5.93E+00	6.7E-02		Yes		mg/L
Molybdenum	1/129	6.60E-02	7.5E-03		Yes		mg/L
Nickel	21/160	2.59E-01	3.0E-02		Yes		mg/L
Nitrate as Nitrogen	328/346	1.42E+01	2.4E+00		Yes		mg/L
Potassium	44/353	4.41E+01					mg/L
Silica	207/208	3.50E+01					mg/L
Silver	1/59	3.90E-01	7.5E-03		Yes		mg/L
Sodium	376/376	6.30E+01					mg/L
Sulfate	21/22	3.56E+02					mg/L
Tetraoxo-sulfate(1-)	323/323	5.00E+01					mg/L
Thallium	2/99	1.00E-01					mg/L
Total Phosphate as Phosphorus	3/248	2.80E+00	3.0E-05		Yes		mg/L
Uranium	8/132	1.20E-02	4.5E-03		Yes		mg/L
Vanadium	74/102	2.76E-01	9.3E-03		Yes		mg/L
Zinc	69/161	4.00E-01	4.5E-01		No		mg/L
2-Butanone	2/2	1.70E-01	6.2E-02		Yes		mg/L
Acetone	1/1	1.40E-02	2.0E-02		No		mg/L
Dimethylbenzene	1/350	6.00E-03	4.0E-01		No		mg/L
Trichloroethene	439/472	1.67E+02	1.2E-03	1.4E-04	Yes	Yes	mg/L

Table 2.7 Comparison of maximum detected concentrations and activities to human health risk-based screening criteria (continued)

----- AREA_CODE=e MEDIA=RGa Groundwater -----
(continued)

Analyte	Frequency of Detection	Maximum detected concentration	HI	ELCR	Exceed HI?	Exceed ELCR?	Units
trans-1,2-Dichloroethene	1/422	5.00E-03	4.0E-03		Yes		mg/L
Alpha activity	390/532	1.88E+02					pCi/L
Beta activity	530/532	1.81E+03					pCi/L
Cobalt-60	1/1	8.00E-01		2.0E+00		No	pCi/L
Neptunium-237	8/14	5.00E-01		1.3E-01		Yes	pCi/L
Plutonium-239	3/14	1.00E-01		1.2E-01		No	pCi/L
Radium-226	1/1	2.00E-01		1.3E-01		Yes	pCi/L
Radon-222	255/255	8.61E+02		1.4E+00		Yes	pCi/L
Technetium-99	526/547	2.11E+03		2.8E+01		Yes	pCi/L
Thorium-230	11/14	1.60E+00		1.0E+00		Yes	pCi/L

----- AREA_CODE=e MEDIA=UCRS Groundwater -----

Analyte	Frequency of Detection	Maximum detected concentration	HI	ELCR	Exceed HI?	Exceed ELCR?	Units
Aluminum	16/28	8.00E+01	1.5E+00		Yes		mg/L
Arsenic	1/6	8.00E-03	4.5E-04	3.5E-06	Yes	Yes	mg/L
Barium	6/6	1.01E+00	1.0E-01		Yes		mg/L
Calcium	27/28	6.92E+01					mg/L
Chloride	22/22	2.13E+02					mg/L
Chromium	1/6	1.30E-01	4.2E-03		Yes		mg/L
Copper	1/6	1.00E-01	6.0E-02		Yes		mg/L
Fluoride	5/5	5.50E-01	9.1E-02		Yes		mg/L
Iron	23/28	6.80E+01	4.5E-01		Yes		mg/L
Magnesium	27/28	3.10E+01					mg/L
Manganese	5/28	1.60E-01	6.7E-02		Yes		mg/L
Nickel	2/6	5.35E-01	3.0E-02		Yes		mg/L
Nitrate as Nitrogen	1/22	1.00E+00	2.4E+00		No		mg/L
Potassium	2/28	3.05E+00					mg/L
Silica	26/26	4.30E+01					mg/L
Sodium	27/28	1.45E+02					mg/L
Sulfate	1/1	3.42E+01					mg/L
Tetraoxo-sulfate(1-)	21/21	4.16E+01					mg/L
Uranium	4/5	4.00E-03	4.5E-03		No		mg/L
Vanadium	3/3	7.60E-01	3.0E-03		Yes		mg/L
Zinc	2/5	1.60E-01	4.5E-01		No		mg/L

Table 2.7 Comparison of maximum detected concentrations and activities to human health risk-based screening criteria (continued)

----- AREA_CODE=e MEDIA=UCRS Groundwater -----							
(continued)							
Analyte	Frequency of Detection	Maximum detected concentration	HI	ELCR	Exceed HI?	Exceed ELCR?	Units
Trichloroethene	3/34	4.00E-03	1.2E-03	1.4E-04	Yes	Yes	mg/L
Alpha activity	33/34	1.43E+01					pCi/L
Beta activity	31/34	4.00E+01					pCi/L
Radon-222	21/21	2.53E+02		1.4E+00		Yes	pCi/L
Technetium-99	24/34	1.80E+01		2.8E+01		No	pCi/L
----- AREA_CODE=f MEDIA=McNairy Groundwater -----							
Analyte	Frequency of Detection	Maximum detected concentration	HI	ELCR	Exceed HI?	Exceed ELCR?	Units
Aluminum	2/4	3.93E-01	1.5E+00		No		mg/L
Barium	5/6	3.54E-01	1.0E-01		Yes		mg/L
Calcium	6/6	2.26E+01					mg/L
Chloride	6/6	5.00E+00					mg/L
Fluoride	5/5	2.70E-01	9.1E-02		Yes		mg/L
Iron	6/6	1.04E+01	4.5E-01		Yes		mg/L
Magnesium	6/6	6.20E+00					mg/L
Manganese	6/6	3.50E-01	6.7E-02		Yes		mg/L
Potassium	5/5	3.11E+01					mg/L
Silica	4/4	2.50E+01					mg/L
Sodium	6/6	2.92E+01					mg/L
Tetraoxo-sulfate(1-)	6/6	8.00E+00					mg/L
Zinc	3/6	3.40E-01	4.5E-01		No		mg/L
Alpha activity	13/13	1.75E+01					pCi/L
Beta activity	13/13	2.34E+02					pCi/L
Radon-222	4/4	2.67E+02		1.4E+00		Yes	pCi/L
Technetium-99	9/13	2.00E+01		2.8E+01		No	pCi/L
----- AREA_CODE=f MEDIA=RGa Groundwater -----							
Analyte	Frequency of Detection	Maximum detected concentration	HI	ELCR	Exceed HI?	Exceed ELCR?	Units
Aluminum	48/93	4.63E+01	1.5E+00		Yes		mg/L

Table 2.7 Comparison of maximum detected concentrations and activities to human health risk-based screening criteria (continued)

----- AREA_CODE=f MEDIA=RGa Groundwater -----
(continued)

Analyte	Frequency of Detection	Maximum detected concentration	HI	ELCR	Exceed HI?	Exceed ELCR?	Units
Arsenic	1/104	1.28E-02	4.5E-04	3.5E-06	Yes	Yes	mg/L
Barium	97/98	2.70E+00	1.0E-01		Yes		mg/L
Cadmium	3/106	3.42E-01	6.6E-04		Yes		mg/L
Calcium	106/106	7.00E+01					mg/L
Chloride	105/105	1.23E+02					mg/L
Chromium	42/91	9.16E-01	4.2E-03		Yes		mg/L
Copper	6/106	3.78E-01	6.0E-02		Yes		mg/L
Fluoride	88/90	2.30E-01	9.1E-02		Yes		mg/L
Iron	88/108	7.44E+01	4.5E-01		Yes		mg/L
Magnesium	106/106	2.27E+01					mg/L
Manganese	58/106	2.21E+00	6.7E-02		Yes		mg/L
Nickel	35/106	4.48E-01	3.0E-02		Yes		mg/L
Nitrate as Nitrogen	82/97	2.90E+00	2.4E+00		Yes		mg/L
Potassium	54/102	1.97E+01					mg/L
Silica	55/55	5.20E+01					mg/L
Sodium	105/106	7.86E+01					mg/L
Sulfate	21/22	6.76E+01					mg/L
Tetraoxo-sulfate(1-)	79/83	1.60E+02					mg/L
Uranium	1/70	3.00E-03	4.5E-03		No		mg/L
Vanadium	43/45	2.36E-01	9.3E-03		Yes		mg/L
Zinc	29/106	3.82E-01	4.5E-01		No		mg/L
1,1-Dichloroethene	3/148	2.00E-02	1.8E-03	9.3E-07	Yes	Yes	mg/L
1,2-Dichloroethene	1/6	1.40E-02	1.8E-03		Yes		mg/L
Bis(2-ethylhexyl)phthalate	1/1	2.80E-02	2.6E-02	3.1E-04	Yes	Yes	mg/L
Carbon tetrachloride	2/175	6.00E-04	1.2E-04	1.5E-05	Yes	Yes	mg/L
Diethyl phthalate	1/1	1.10E-02	1.2E+00		No		mg/L
Trichloroethene	206/214	2.40E+00	1.2E-03	1.4E-04	Yes	Yes	mg/L
cis-1,2-Dichloroethene	6/170	2.20E-02	2.0E-03		Yes		mg/L
trans-1,2-Dichloroethene	1/170	1.00E-04	4.0E-03		No		mg/L
Alpha activity	154/218	2.71E+01					pCi/L
Beta activity	205/218	1.59E+02					pCi/L
Neptunium-237	5/6	7.00E-01		1.3E-01		Yes	pCi/L
Plutonium-239	2/6	2.00E-01		1.2E-01		Yes	pCi/L
Radon-222	13/13	8.48E+02		1.4E+00		Yes	pCi/L
Technetium-99	176/222	1.68E+02		2.8E+01		Yes	pCi/L
Thorium-230	5/6	6.00E-01		1.0E+00		No	pCi/L

Table 2.7 Comparison of maximum detected concentrations and activities to human health risk-based screening criteria (continued)

----- AREA_CODE=f MEDIA=UCRS Groundwater -----

Analyte	Frequency of Detection	Maximum detected concentration	HI	ELCR	Exceed HI?	Exceed ELCR?	Units
Aluminum	2/2	7.57E+00	1.5E+00		Yes		mg/L
Barium	3/3	2.22E-01	1.0E-01		Yes		mg/L
Calcium	3/3	2.27E+01					mg/L
Chloride	3/3	1.50E+01					mg/L
Copper	2/3	1.82E-01	6.0E-02		Yes		mg/L
Fluoride	3/3	2.80E-01	9.1E-02		Yes		mg/L
Iron	3/3	7.36E+00	4.5E-01		Yes		mg/L
Magnesium	3/3	1.00E+01					mg/L
Manganese	3/3	1.25E-01	6.7E-02		Yes		mg/L
Nitrate as Nitrogen	2/3	1.10E+00	2.4E+00		No		mg/L
Potassium	1/2	2.16E+00					mg/L
Silica	2/2	3.80E+01					mg/L
Sodium	3/3	5.83E+01					mg/L
Tetraoxo-sulfate(1-)	3/3	4.96E+01					mg/L
Vanadium	2/2	8.10E-02	9.3E-03		Yes		mg/L
Zinc	3/3	1.00E-01	4.5E-01		No		mg/L
Trichloroethene	1/8	2.00E-03	1.2E-03	1.4E-04	Yes	Yes	mg/L
Alpha activity	7/8	1.15E+01					pCi/L
Beta activity	8/8	1.40E+01					pCi/L
Radon-222	1/1	4.71E+02		1.4E+00		Yes	pCi/L
Technetium-99	4/8	7.70E+01		2.8E+01		Yes	pCi/L

----- AREA_CODE=g MEDIA=McNairy Groundwater -----

Analyte	Frequency of Detection	Maximum detected concentration	HI	ELCR	Exceed HI?	Exceed ELCR?	Units
Aluminum	5/9	2.16E-01	1.5E+00		No		mg/L
Arsenic	1/9	5.00E-03	4.5E-04	3.5E-06	Yes	Yes	mg/L
Barium	9/9	1.11E-01	1.0E-01		Yes		mg/L
Calcium	9/9	3.26E+01					mg/L
Chloride	9/9	1.30E+01					mg/L
Copper	1/9	1.30E-02	6.0E-02		No		mg/L
Fluoride	7/7	2.10E-01	9.1E-02		Yes		mg/L
Iron	9/9	1.64E+01	4.5E-01		Yes		mg/L
Magnesium	9/9	7.79E+00					mg/L
Manganese	9/9	7.14E-01	6.7E-02		Yes		mg/L
Mercury	1/7	4.50E-03	4.4E-04		Yes		mg/L

Table 2.7 Comparison of maximum detected concentrations and activities to human health risk-based screening criteria (continued)

----- AREA_CODE=g MEDIA=McNairy Groundwater -----
(continued)

Analyte	Frequency of Detection	Maximum detected concentration	HI	ELCR	Exceed HI?	Exceed ELCR?	Units
Nitrate as Nitrogen	1/9	1.30E+00	2.4E+00		No		mg/L
Potassium	8/9	1.39E+01					mg/L
Silica	9/9	3.00E+01					mg/L
Sodium	9/9	2.90E+01					mg/L
Tetraoxo-sulfate(1-)	6/6	1.70E+01					mg/L
Vanadium	4/7	6.40E-02	9.3E-03		Yes		mg/L
Zinc	4/9	3.30E-02	4.5E-01		No		mg/L
Alpha activity	9/10	6.90E+00					pCi/L
Beta activity	10/10	2.50E+01					pCi/L
Neptunium-237	4/7	5.00E-01		1.3E-01		Yes	pCi/L
Plutonium-239	2/7	2.00E-01		1.2E-01		Yes	pCi/L
Radium-226	5/6	1.30E+00		1.3E-01		Yes	pCi/L
Radon-222	9/9	1.78E+02		1.4E+00		Yes	pCi/L
Technetium-99	6/10	1.30E+01		2.8E+01		No	pCi/L
Thorium-230	4/7	5.00E-01		1.0E+00		No	pCi/L

----- AREA_CODE=g MEDIA=RGA Groundwater -----

Analyte	Frequency of Detection	Maximum detected concentration	HI	ELCR	Exceed HI?	Exceed ELCR?	Units
Aluminum	25/31	1.10E+01	1.5E+00		Yes		mg/L
Arsenic	1/36	5.20E-03	4.5E-04	3.5E-06	Yes	Yes	mg/L
Barium	35/36	2.00E-01	1.0E-01		Yes		mg/L
Cadmium	1/36	1.20E-02	6.6E-04		Yes		mg/L
Calcium	36/36	3.19E+01					mg/L
Chloride	33/33	5.50E+01					mg/L
Chromium	9/31	9.26E-01	4.2E-03		Yes		mg/L
Copper	8/36	1.20E-01	6.0E-02		Yes		mg/L
Fluoride	26/26	2.70E-01	9.1E-02		Yes		mg/L
Iron	32/36	1.88E+01	4.5E-01		Yes		mg/L
Lead	4/25	1.29E-01	1.5E-07		Yes		mg/L
Magnesium	36/36	1.08E+01					mg/L
Manganese	24/36	4.09E-01	6.7E-02		Yes		mg/L
Nickel	10/35	1.66E+00	3.0E-02		Yes		mg/L
Nitrate as Nitrogen	32/33	4.10E+00	2.4E+00		Yes		mg/L
Potassium	15/35	5.51E+00					mg/L

Table 2.7 Comparison of maximum detected concentrations and activities to human health risk-based screening criteria (continued)

----- AREA_CODE=g MEDIA=RGa Groundwater -----
(continued)

Analyte	Frequency of Detection	Maximum detected concentration	HI	ELCR	Exceed HI?	Exceed ELCR?	Units
Silica	30/30	3.00E+01					mg/L
Sodium	34/34	3.69E+01					mg/L
Tetraoxo-sulfate(1-)	24/24	1.10E+01					mg/L
Uranium	1/69	2.00E-03	4.5E-03		No		mg/L
Vanadium	21/26	1.23E-01	9.3E-03		Yes		mg/L
Zinc	17/36	5.30E+00	4.5E-01		Yes		mg/L
Trichloroethene	2/48	1.00E-03	1.2E-03	1.4E-04	No	Yes	mg/L
Alpha activity	147/205	1.13E+01					pCi/L
Beta activity	174/205	3.60E+01					pCi/L
Neptunium-237	11/21	8.00E-01		1.3E-01		Yes	pCi/L
Plutonium-239	4/21	1.00E-01		1.2E-01		No	pCi/L
Radium-226	11/18	1.30E+00		1.3E-01		Yes	pCi/L
Radon-222	138/138	1.97E+03		1.4E+00		Yes	pCi/L
Technetium-99	59/583	2.90E+01		2.8E+01		Yes	pCi/L
Thorium-230	17/21	1.10E+00		1.0E+00		Yes	pCi/L

----- AREA_CODE=g MEDIA=UCRS Groundwater -----

Analyte	Frequency of Detection	Maximum detected concentration	HI	ELCR	Exceed HI?	Exceed ELCR?	Units
Aluminum	8/9	2.22E+00	1.5E+00		Yes		mg/L
Barium	8/9	6.20E-02	1.0E-01		No		mg/L
Calcium	9/9	4.80E+01					mg/L
Chloride	8/9	6.88E+01					mg/L
Chromium	2/9	1.18E-01	4.2E-03		Yes		mg/L
Copper	2/9	1.50E-02	6.0E-02		No		mg/L
Fluoride	6/8	1.50E-01	9.1E-02		Yes		mg/L
Iron	6/9	1.70E+00	4.5E-01		Yes		mg/L
Magnesium	9/9	1.70E+01					mg/L
Manganese	9/9	1.50E+00	6.7E-02		Yes		mg/L
Nitrate as Nitrogen	6/9	7.80E+00	2.4E+00		Yes		mg/L
Potassium	3/9	8.10E+00					mg/L
Silica	9/9	3.00E+01					mg/L
Sodium	9/9	5.50E+01					mg/L
Tetraoxo-sulfate(1-)	6/6	2.38E+02					mg/L
Vanadium	4/9	1.40E-01	9.3E-03		Yes		mg/L

Table 2.7 Comparison of maximum detected concentrations and activities to human health risk-based screening criteria (continued)

----- AREA_CODE=g MEDIA=UCRS Groundwater -----
(continued)

Analyte	Frequency of Detection	Maximum detected concentration	HI	ELCR	Exceed HI?	Exceed ELCR?	Units
Zinc	4/9	6.20E-02	4.5E-01		No		mg/L
Alpha activity	6/12	4.70E+00					pCi/L
Beta activity	11/12	3.30E+01					pCi/L
Neptunium-237	2/7	2.00E-01		1.3E-01		Yes	pCi/L
Plutonium-239	1/7	2.00E-01		1.2E-01		Yes	pCi/L
Radium-226	4/6	1.60E+00		1.3E-01		Yes	pCi/L
Radon-222	7/7	6.95E+02		1.4E+00		Yes	pCi/L
Technetium-99	11/11	3.80E+01		2.8E+01		Yes	pCi/L
Thorium-230	3/7	4.00E-01		1.0E+00		No	pCi/L

----- AREA_CODE=h MEDIA=McNairy Groundwater -----

Analyte	Frequency of Detection	Maximum detected concentration	HI	ELCR	Exceed HI?	Exceed ELCR?	Units
Aluminum	6/9	3.44E-01	1.5E+00		No		mg/L
Barium	9/10	1.71E-01	1.0E-01		Yes		mg/L
Calcium	10/10	2.98E+01					mg/L
Chloride	10/10	1.10E+01					mg/L
Fluoride	9/9	3.30E-01	9.1E-02		Yes		mg/L
Iron	10/10	6.14E+00	4.5E-01		Yes		mg/L
Magnesium	10/10	9.76E+00					mg/L
Manganese	10/10	1.41E-01	6.7E-02		Yes		mg/L
Nitrate as Nitrogen	1/10	1.40E+00	2.4E+00		No		mg/L
Potassium	9/10	1.44E+01					mg/L
Silica	9/9	3.60E+01					mg/L
Sodium	10/10	1.72E+01					mg/L
Tetraoxo-sulfate(1-)	8/8	1.40E+01					mg/L
Vanadium	6/7	9.70E-02	9.3E-03		Yes		mg/L
Zinc	4/10	1.90E-02	4.5E-01		No		mg/L
Alpha activity	9/12	1.89E+01					pCi/L
Beta activity	12/12	3.10E+01					pCi/L
Neptunium-237	2/7	2.00E-01		1.3E-01		Yes	pCi/L
Plutonium-239	1/7	1.00E-01		1.2E-01		No	pCi/L
Radium-226	6/7	1.30E+00		1.3E-01		Yes	pCi/L
Radon-222	9/9	3.33E+02		1.4E+00		Yes	pCi/L
Technetium-99	9/12	2.10E+01		2.8E+01		No	pCi/L

Table 2.7 Comparison of maximum detected concentrations and activities to human health risk-based screening criteria (continued)

----- AREA_CODE=h MEDIA=McNairy Groundwater -----							
(continued)							
Analyte	Frequency of Detection	Maximum detected concentration	HI	ELCR	Exceed HI?	Exceed ELCR?	Units
Thorium-230	4/7	2.30E+00		1.0E+00		Yes	pCi/L
----- AREA_CODE=h MEDIA=Other Groundwater -----							
Analyte	Frequency of Detection	Maximum detected concentration	HI	ELCR	Exceed HI?	Exceed ELCR?	Units
Aluminum	24/28	1.41E+00	1.5E+00		No		mg/L
Antimony	1/28	6.40E-02	5.6E-04		Yes		mg/L
Barium	25/28	1.47E-01	1.0E-01		Yes		mg/L
Calcium	28/28	1.91E+01					mg/L
Chloride	28/28	5.90E+01					mg/L
Chromium	1/28	9.40E-02	4.2E-03		Yes		mg/L
Copper	5/27	4.80E-02	6.0E-02		No		mg/L
Fluoride	27/27	2.90E+00	9.1E-02		Yes		mg/L
Iron	21/28	3.83E+00	4.5E-01		Yes		mg/L
Magnesium	28/28	7.12E+00					mg/L
Manganese	12/28	6.02E+00	6.7E-02		Yes		mg/L
Mercury	1/26	3.80E-03	4.4E-04		Yes		mg/L
Nickel	2/28	7.20E-02	3.0E-02		Yes		mg/L
Nitrate as Nitrogen	25/28	4.60E+00	2.4E+00		Yes		mg/L
Potassium	1/28	3.88E+00					mg/L
Silica	28/28	2.20E+01					mg/L
Sodium	28/28	8.97E+01					mg/L
Tetraoxo-sulfate(1-)	19/19	4.88E+01					mg/L
Thallium	1/28	7.50E-02					mg/L
Vanadium	18/28	4.98E+00	9.3E-03		Yes		mg/L
Zinc	13/28	3.80E-02	4.5E-01		No		mg/L
Alpha activity	21/28	7.40E+00					pCi/L
Beta activity	28/28	1.30E+01					pCi/L
Neptunium-237	10/28	8.00E-01		1.3E-01		Yes	pCi/L
Plutonium-239	6/27	1.00E-01		1.2E-01		No	pCi/L
Radium-226	19/24	9.00E-01		1.3E-01		Yes	pCi/L
Radon-222	28/28	5.29E+03		1.4E+00		Yes	pCi/L
Technetium-99	20/28	2.20E+01		2.8E+01		No	pCi/L
Thorium-230	23/28	1.60E+00		1.0E+00		Yes	pCi/L

Table 2.7 Comparison of maximum detected concentrations and activities to human health risk-based screening criteria (continued)

----- AREA_CODE=h MEDIA=RGa Groundwater -----

Analyte	Frequency of Detection	Maximum detected concentration	HI	ELCR	Exceed HI?	Exceed ELCR?	Units
Aluminum	6/8	2.31E+00	1.5E+00		Yes		mg/L
Arsenic	1/10	7.00E-03	4.5E-04	3.5E-06	Yes	Yes	mg/L
Barium	10/11	2.82E-01	1.0E-01		Yes		mg/L
Calcium	11/11	5.65E+01					mg/L
Chloride	9/9	1.09E+02					mg/L
Chromium	3/8	2.32E-01	4.2E-03		Yes		mg/L
Copper	2/11	5.30E-02	6.0E-02		No		mg/L
Fluoride	7/7	2.60E-01	9.1E-02		Yes		mg/L
Iron	10/11	4.68E+01	4.5E-01		Yes		mg/L
Magnesium	11/11	1.87E+01					mg/L
Manganese	9/11	1.42E-01	6.7E-02		Yes		mg/L
Nickel	2/11	6.50E-02	3.0E-02		Yes		mg/L
Nitrate as Nitrogen	9/9	3.83E+01	2.4E+00		Yes		mg/L
Potassium	1/11	2.20E+00					mg/L
Silica	7/7	2.00E+01					mg/L
Sodium	10/10	6.96E+01					mg/L
Tetraoxo-sulfate(1-)	9/9	2.26E+01					mg/L
Uranium	2/24	1.60E-02	4.5E-03		Yes		mg/L
Vanadium	4/5	1.47E-01	9.3E-03		Yes		mg/L
Zinc	4/11	4.40E-02	4.5E-01		No		mg/L
Trichloroethene	2/28	3.00E-03	1.2E-03	1.4E-04	Yes	Yes	mg/L
cis-1,2-Dichloroethene	1/10	2.40E-03	2.0E-03		Yes		mg/L
Alpha activity	125/173	3.14E+01					pCi/L
Beta activity	147/173	5.70E+01					pCi/L
Radon-222	57/57	1.06E+03		1.4E+00		Yes	pCi/L
Technetium-99	97/415	3.40E+01		2.8E+01		Yes	pCi/L

----- AREA_CODE=h MEDIA=UCRS Groundwater -----

Analyte	Frequency of Detection	Maximum detected concentration	HI	ELCR	Exceed HI?	Exceed ELCR?	Units
Aluminum	2/2	1.64E+00	1.5E+00		Yes		mg/L
Barium	3/3	1.12E-01	1.0E-01		Yes		mg/L
Calcium	3/3	2.63E+01					mg/L
Chloride	3/3	3.30E+01					mg/L
Fluoride	3/3	2.30E-01	9.1E-02		Yes		mg/L
Iron	3/3	2.01E+00	4.5E-01		Yes		mg/L

Table 2.7 Comparison of maximum detected concentrations and activities to human health risk-based screening criteria (continued)

----- AREA_CODE=h MEDIA=UCRS Groundwater -----
(continued)

Analyte	Frequency of Detection	Maximum detected concentration	HI	ELCR	Exceed HI?	Exceed ELCR?	Units
Magnesium	3/3	9.45E+00					mg/L
Manganese	3/3	7.80E-02	6.7E-02		Yes		mg/L
Nickel	3/3	5.70E-01	3.0E-02		Yes		mg/L
Nitrate as Nitrogen	3/3	2.80E+00	2.4E+00		Yes		mg/L
Potassium	2/3	5.14E+00					mg/L
Silica	2/2	3.90E+01					mg/L
Sodium	3/3	4.52E+01					mg/L
Tetraoxo-sulfate(1-)	3/3	4.10E+01					mg/L
Vanadium	2/2	8.00E-02	9.3E-03		Yes		mg/L
Zinc	1/3	1.80E-02	4.5E-01		No		mg/L
Alpha activity	8/11	5.40E+00					pCi/L
Beta activity	11/11	1.50E+01					pCi/L
Radon-222	1/1	2.68E+02		1.4E+00		Yes	pCi/L
Technetium-99	8/11	2.20E+01		2.8E+01		No	pCi/L

----- AREA_CODE=i MEDIA=McNairy Groundwater -----

Analyte	Frequency of Detection	Maximum detected concentration	HI	ELCR	Exceed HI?	Exceed ELCR?	Units
Aluminum	2/2	3.84E-01	1.5E+00		No		mg/L
Barium	3/3	1.45E-01	1.0E-01		Yes		mg/L
Calcium	3/3	4.10E+01					mg/L
Chloride	3/3	3.10E+01					mg/L
Fluoride	3/3	2.50E-01	9.1E-02		Yes		mg/L
Iron	2/3	4.01E-01	4.5E-01		No		mg/L
Magnesium	3/3	1.76E+01					mg/L
Manganese	3/3	9.83E-01	6.7E-02		Yes		mg/L
Nitrate as Nitrogen	1/3	2.30E+00	2.4E+00		No		mg/L
Potassium	3/3	1.14E+01					mg/L
Silica	2/2	2.80E+01					mg/L
Sodium	3/3	2.44E+01					mg/L
Tetraoxo-sulfate(1-)	3/3	1.80E+01					mg/L
Uranium	1/7	1.00E-03	4.5E-03		No		mg/L
Vanadium	1/2	1.87E-01	9.3E-03		Yes		mg/L
Alpha activity	7/10	4.10E+00					pCi/L
Beta activity	10/10	2.10E+01					pCi/L

Table 2.7 Comparison of maximum detected concentrations and activities to human health risk-based screening criteria (continued)

----- AREA_CODE=i MEDIA=McNairy Groundwater -----							
(continued)							
Analyte	Frequency of Detection	Maximum detected concentration	HI	ELCR	Exceed HI?	Exceed ELCR?	Units
Radon-222	1/1	6.40E+01		1.4E+00		Yes	pCi/L
Technetium-99	8/10	2.20E+01		2.8E+01		No	pCi/L

----- AREA_CODE=i MEDIA=RGA Groundwater -----							
Analyte	Frequency of Detection	Maximum detected concentration	HI	ELCR	Exceed HI?	Exceed ELCR?	Units
Aluminum	86/110	4.85E+01	1.5E+00		Yes		mg/L
Antimony	6/412	2.73E-01	5.6E-04		Yes		mg/L
Arsenic	17/476	3.60E-02	4.5E-04	3.5E-06	Yes	Yes	mg/L
Barium	454/476	1.66E+00	1.0E-01		Yes		mg/L
Beryllium	28/412	8.00E-03	2.6E-03	1.0E-06	Yes	Yes	mg/L
Bicarbonate	3/3	2.37E+02					mg/L
Boron	34/48	1.54E+00	1.4E-01		Yes		mg/L
Cadmium	7/483	1.80E-02	6.6E-04		Yes		mg/L
Calcium	147/148	6.85E+01					mg/L
Cerium	24/48	8.00E-02					mg/L
Chloride	480/483	1.62E+02					mg/L
Chromium	195/488	2.51E+01	4.2E-03		Yes		mg/L
Cobalt	36/412	8.40E-02	9.1E-02		No		mg/L
Copper	42/478	3.10E-01	6.0E-02		Yes		mg/L
Fluoride	169/175	7.10E-01	9.1E-02		Yes		mg/L
Gallium	24/48	9.00E-02					mg/L
Iron	419/484	1.69E+02	4.5E-01		Yes		mg/L
Lead	8/445	1.26E-01	1.5E-07		Yes		mg/L
Lithium	24/48	8.00E-02	3.0E-02		Yes		mg/L
Magnesium	148/148	3.49E+01					mg/L
Manganese	121/148	1.49E+01	6.7E-02		Yes		mg/L
Mercury	2/434	3.00E-04	4.4E-04		No		mg/L
Molybdenum	24/87	3.00E-02	7.5E-03		Yes		mg/L
Nickel	161/478	1.89E+00	3.0E-02		Yes		mg/L
Nitrate as Nitrogen	391/477	4.80E+00	2.4E+00		Yes		mg/L
Potassium	69/133	2.21E+01					mg/L
Selenium	3/444	9.00E-03	7.5E-03		Yes		mg/L
Silica	22/22	3.40E+01					mg/L
Silver	15/437	9.70E-02	7.5E-03		Yes		mg/L

Table 2.7 Comparison of maximum detected concentrations and activities to human health risk-based screening criteria (continued)

----- AREA_CODE=i MEDIA=RGa Groundwater -----
(continued)

Analyte	Frequency of Detection	Maximum detected concentration	HI	ELCR	Exceed HI?	Exceed ELCR?	Units
Sodium	477/477	7.64E+01					mg/L
Strontium	54/54	1.70E-01	9.0E-01		No		mg/L
Sulfate	73/88	2.21E+02					mg/L
Tetraoxo-sulfate(1-)	104/113	3.98E+02					mg/L
Thorium	24/48	5.00E-02					mg/L
Titanium	27/48	2.20E-01					mg/L
Uranium	13/506	2.40E-02	4.5E-03		Yes		mg/L
Vanadium	117/385	4.28E-01	9.3E-03		Yes		mg/L
Zinc	128/476	4.60E-01	4.5E-01		Yes		mg/L
Zirconium	24/48	2.00E-02					mg/L
1,1,1-Trichloroethane	1/508	4.00E-03	5.4E-02		No		mg/L
1,2-Dichlorobenzene	1/342	5.70E-05	1.2E-02		No		mg/L
1,2-Dichloroethene	4/23	2.00E-03	1.8E-03		Yes		mg/L
1,3,5-Trimethylbenzene	1/1	2.00E-04	3.9E-04		No		mg/L
1,4-Dichlorobenzene	1/342	6.20E-05	5.3E-02	2.0E-04	No	No	mg/L
2-Butanone	42/372	5.10E-02	6.2E-02		No		mg/L
4-Bromofluorobenzene	2/2	9.40E-02					mg/L
4-Methyl-2-pentanone	2/404	1.70E-02	5.1E-03		Yes		mg/L
Acetone	53/372	9.90E-02	2.0E-02		Yes		mg/L
Acrylonitrile	1/378	1.00E-02	1.2E-04	3.4E-06	Yes	Yes	mg/L
Benzene	2/505	1.00E-03	4.0E-04	3.5E-05	Yes	Yes	mg/L
Bis(2-ethylhexyl)phthalate	4/22	9.00E-03	2.6E-02	3.1E-04	No	Yes	mg/L
Bromomethane	3/404	1.00E-03	2.9E-04		Yes		mg/L
Carbazole	1/2	1.20E-02		2.2E-04		Yes	mg/L
Chlorobenzene	2/404	1.00E-03	1.3E-03		No		mg/L
Chloroethane	1/404	1.00E-03	3.1E-01		No		mg/L
Chloroform	10/524	2.00E-03	2.0E-03	1.5E-05	No	Yes	mg/L
Chloromethane	14/404	2.00E-03		1.3E-04		Yes	mg/L
Chrysene	1/22	6.00E-04		1.3E-04		Yes	mg/L
Di-n-butyl phthalate	2/22	1.00E-02	1.3E-01		No		mg/L
Dichlorodifluoromethane	1/404	7.40E-05	1.3E-02		No		mg/L
Dimethylbenzene	2/505	3.00E-03	4.0E-01		No		mg/L
Ethanol	7/340	3.50E-01					mg/L
Ethylbenzene	1/505	1.00E-03	4.5E-02		No		mg/L
Methylene chloride	39/404	1.80E-02	6.2E-02	3.6E-04	No	Yes	mg/L
PCB-1254	1/20	9.00E-04	1.9E-05	8.0E-06	Yes	Yes	mg/L
Polychlorinated biphenyl	1/87	1.00E-04		8.0E-06		Yes	mg/L
Tetrachloroethene	4/460	2.00E-03	7.9E-03	5.7E-05	No	Yes	mg/L
Toluene	15/505	9.00E-03	2.4E-02		No		mg/L

Table 2.7 Comparison of maximum detected concentrations and activities to human health risk-based screening criteria (continued)

----- AREA_CODE=i MEDIA=RGa Groundwater -----
(continued)

Analyte	Frequency of Detection	Maximum detected concentration	HI	ELCR	Exceed HI?	Exceed ELCR?	Units
Trichloroethene	317/611	4.70E-02	1.2E-03	1.4E-04	Yes	Yes	mg/L
Trichlorofluoromethane	7/404	2.00E-03	4.2E-02		No		mg/L
Vinyl chloride	1/526	1.00E-03		1.7E-06		Yes	mg/L
cis-1,2-Dichloroethene	13/451	2.00E-03	2.0E-03		No		mg/L
m,p-Xylene	3/12	1.50E-04	4.0E-01		No		mg/L
trans-1,2-Dichloroethene	2/516	2.00E-03	4.0E-03		No		mg/L
trans-1,3-Dichloropropene	1/404	1.70E-04					mg/L
Alpha activity	424/612	3.13E+01					pCi/L
Americium-241	3/7	8.00E-01		1.2E-01		Yes	pCi/L
Beta activity	608/642	1.35E+03					pCi/L
Cesium-137	5/7	6.00E-01		1.2E+00		No	pCi/L
Cobalt-60	5/7	1.20E+00		2.0E+00		No	pCi/L
Neptunium-237	2/3	5.00E-01		1.3E-01		Yes	pCi/L
Radium-226	8/8	9.00E-01		1.3E-01		Yes	pCi/L
Radon-222	30/30	9.30E+02		1.4E+00		Yes	pCi/L
Technetium-99	496/671	1.40E+03		2.8E+01		Yes	pCi/L
Thorium-230	2/2	4.00E-01		1.0E+00		No	pCi/L
Thorium-234	1/1	6.00E-01		2.0E+00		No	pCi/L

----- AREA_CODE=i MEDIA=UCRS Groundwater -----

Analyte	Frequency of Detection	Maximum detected concentration	HI	ELCR	Exceed HI?	Exceed ELCR?	Units
Aluminum	9/9	1.32E+01	1.5E+00		Yes		mg/L
Antimony	4/22	2.35E-01	5.6E-04		Yes		mg/L
Arsenic	11/42	5.70E-02	4.5E-04	3.5E-06	Yes	Yes	mg/L
Barium	39/42	1.19E+00	1.0E-01		Yes		mg/L
Cadmium	2/46	1.90E-02	6.6E-04		Yes		mg/L
Calcium	18/18	1.28E+02					mg/L
Chloride	43/45	9.79E+01					mg/L
Chromium	4/46	1.46E-01	4.2E-03		Yes		mg/L
Cobalt	1/22	6.60E-02	9.1E-02		No		mg/L
Copper	29/46	1.32E+00	6.0E-02		Yes		mg/L
Fluoride	36/41	8.90E+00	9.1E-02		Yes		mg/L
Iron	46/46	6.06E+01	4.5E-01		Yes		mg/L
Lead	5/37	2.35E-01	1.5E-07		Yes		mg/L

Table 2.7 Comparison of maximum detected concentrations and activities to human health risk-based screening criteria (continued)

----- AREA_CODE=i MEDIA=UCRS Groundwater -----
(continued)

Analyte	Frequency of Detection	Maximum detected concentration	HI	ELCR	Exceed HI?	Exceed ELCR?	Units
Magnesium	18/18	4.37E+01					mg/L
Manganese	17/18	8.06E+00	6.7E-02		Yes		mg/L
Mercury	3/33	5.00E-04	4.4E-04		Yes		mg/L
Nickel	7/45	5.95E-01	3.0E-02		Yes		mg/L
Nitrate	1/1	2.10E+00	2.4E+00		No		mg/L
Nitrate as Nitrogen	25/40	2.30E+00	2.4E+00		No		mg/L
Potassium	6/13	1.36E+01					mg/L
Selenium	1/37	5.00E-03	7.5E-03		No		mg/L
Silica	9/9	3.50E+01					mg/L
Silver	1/33	4.50E-02	7.5E-03		Yes		mg/L
Sodium	43/43	1.49E+02					mg/L
Sulfate	12/12	1.90E+02					mg/L
Tetraoxo-sulfate(1-)	29/29	3.76E+02					mg/L
Thallium	1/17	8.20E-03					mg/L
Uranium	32/59	6.40E-01	4.5E-03		Yes		mg/L
Vanadium	16/17	4.33E-01	9.3E-03		Yes		mg/L
Zinc	38/46	1.88E+00	4.5E-01		Yes		mg/L
2-Butanone	3/28	7.00E-03	6.2E-02		No		mg/L
Acetone	4/28	1.50E-02	2.0E-02		No		mg/L
Benzene	1/48	5.00E-03	4.0E-04	3.5E-05	Yes	Yes	mg/L
Bromodichloromethane	1/49	9.00E-03	4.0E-03	8.4E-05	Yes	Yes	mg/L
Chloroform	3/50	2.40E-02	2.0E-03	1.5E-05	Yes	Yes	mg/L
Dibromochloromethane	1/29	2.00E-03	4.0E-03	6.2E-05	No	Yes	mg/L
Dichlorodifluoromethane	3/28	6.00E-03	1.3E-02		No		mg/L
Ethanol	3/28	2.40E-02					mg/L
Methylene chloride	10/28	1.30E-02	6.2E-02	3.6E-04	No	Yes	mg/L
Trichloroethene	9/89	5.60E-02	1.2E-03	1.4E-04	Yes	Yes	mg/L
Alpha activity	63/80	3.49E+02					pCi/L
Beta activity	75/80	1.00E+03					pCi/L
Cesium-137	3/4	9.00E-01		1.2E+00		No	pCi/L
Cobalt-60	4/4	1.40E+00		2.0E+00		No	pCi/L
Radium-226	3/4	7.00E-01		1.3E-01		Yes	pCi/L
Radon-222	5/5	5.19E+02		1.4E+00		Yes	pCi/L
Technetium-99	77/91	3.39E+02		2.8E+01		Yes	pCi/L

Table 2.7 Comparison of maximum detected concentrations and activities to human health risk-based screening criteria (continued)

----- AREA_CODE=j MEDIA=McNairy Groundwater -----

Analyte	Frequency of Detection	Maximum detected concentration	HI	ELCR	Exceed HI?	Exceed ELCR?	Units
Aluminum	2/2	2.04E+00	1.5E+00		Yes		mg/L
Arsenic	1/2	8.54E-02	4.5E-04	3.5E-06	Yes	Yes	mg/L
Barium	2/2	1.27E-01	1.0E-01		Yes		mg/L
Calcium	2/2	5.51E+01					mg/L
Chloride	2/2	3.40E+01					mg/L
Fluoride	2/2	1.60E-01	9.1E-02		Yes		mg/L
Iron	1/2	1.22E-01	4.5E-01		No		mg/L
Magnesium	2/2	9.50E+00					mg/L
Manganese	2/2	3.02E+00	6.7E-02		Yes		mg/L
Molybdenum	1/2	3.15E-01	7.5E-03		Yes		mg/L
Potassium	1/2	8.88E+00					mg/L
Silica	2/2	1.70E+01					mg/L
Sodium	2/2	2.63E+01					mg/L
Sulfate	2/2	1.56E+02					mg/L
Thallium	1/2	1.03E-01					mg/L
Uranium	1/2	1.00E-03	4.5E-03		No		mg/L
Vanadium	2/2	1.07E-01	9.3E-03		Yes		mg/L
Alpha activity	2/2	1.00E+00					pCi/L
Beta activity	2/2	4.30E+01					pCi/L
Technetium-99	2/2	1.60E+01		2.8E+01		No	pCi/L
Thorium-230	1/2	1.00E-01		1.0E+00		No	pCi/L

----- AREA_CODE=j MEDIA=RGa Groundwater -----

Analyte	Frequency of Detection	Maximum detected concentration	HI	ELCR	Exceed HI?	Exceed ELCR?	Units
Aluminum	4/4	7.84E+00	1.5E+00		Yes		mg/L
Arsenic	2/4	9.10E-03	4.5E-04	3.5E-06	Yes	Yes	mg/L
Barium	4/4	1.11E-01	1.0E-01		Yes		mg/L
Calcium	4/4	1.34E+02					mg/L
Chloride	4/4	1.80E+01					mg/L
Copper	1/4	1.10E-02	6.0E-02		No		mg/L
Fluoride	1/4	1.80E-01	9.1E-02		Yes		mg/L
Iron	4/4	1.03E+01	4.5E-01		Yes		mg/L
Magnesium	4/4	1.81E+01					mg/L
Manganese	4/4	5.55E+00	6.7E-02		Yes		mg/L
Molybdenum	2/4	2.86E-01	7.5E-03		Yes		mg/L

Table 2.7 Comparison of maximum detected concentrations and activities to human health risk-based screening criteria (continued)

----- AREA_CODE=j MEDIA=RGa Groundwater -----
(continued)

Analyte	Frequency of Detection	Maximum detected concentration	HI	ELCR	Exceed HI?	Exceed ELCR?	Units
Nickel	1/4	5.20E-02	3.0E-02		Yes		mg/L
Nitrate as Nitrogen	1/4	3.40E+00	2.4E+00		Yes		mg/L
Potassium	3/4	1.94E+01					mg/L
Silica	4/4	3.20E+01					mg/L
Sodium	4/4	2.26E+01					mg/L
Sulfate	4/4	7.42E+02					mg/L
Thallium	3/4	1.35E-01					mg/L
Vanadium	3/4	1.92E-01	9.3E-03		Yes		mg/L
Zinc	4/4	4.10E-02	4.5E-01		No		mg/L
2-Butanone	1/1	1.60E-02	6.2E-02		No		mg/L
Alpha activity	4/4	2.20E+00					pCi/L
Beta activity	4/4	4.30E+01					pCi/L
Neptunium-237	2/4	4.00E-01		1.3E-01		Yes	pCi/L
Technetium-99	4/4	1.90E+01		2.8E+01		No	pCi/L
Thorium-230	3/4	2.00E-01		1.0E+00		No	pCi/L

----- AREA_CODE=k MEDIA=Other Groundwater -----

Analyte	Frequency of Detection	Maximum detected concentration	HI	ELCR	Exceed HI?	Exceed ELCR?	Units
Aluminum	37/55	8.77E+01	1.5E+00		Yes		mg/L
Ammonia as Nitrogen	1/3	6.23E+00					mg/L
Antimony	2/40	5.23E-02	5.6E-04		Yes		mg/L
Arsenic	5/75	2.10E-02	4.5E-04	3.5E-06	Yes	Yes	mg/L
Barium	42/75	2.78E-01	1.0E-01		Yes		mg/L
Beryllium	6/40	6.28E-02	2.6E-03	1.0E-06	Yes	Yes	mg/L
Cadmium	1/75	1.60E-02	6.6E-04		Yes		mg/L
Calcium	37/37	4.39E+02					mg/L
Chloride	35/35	7.74E+01					mg/L
Chromium	10/37	8.50E-02	4.2E-03		Yes		mg/L
Cobalt	11/40	1.01E+00	9.1E-02		Yes		mg/L
Copper	13/40	3.40E-02	6.0E-02		No		mg/L
Fluoride	24/32	6.40E-01	9.1E-02		Yes		mg/L
Iron	61/72	1.23E+03	4.5E-01		Yes		mg/L
Kjeldahl Nitrogen	3/4	1.38E+00					mg/L
Lead	14/72	1.78E+00	1.5E-07		Yes		mg/L

Table 2.7 Comparison of maximum detected concentrations and activities to human health risk-based screening criteria (continued)

----- AREA_CODE=k MEDIA=Other Groundwater -----							
(continued)							
Analyte	Frequency of Detection	Maximum detected concentration	HI	ELCR	Exceed HI?	Exceed ELCR?	Units
Magnesium	72/72	1.72E+02					mg/L
Manganese	70/72	6.00E+01	6.7E-02		Yes		mg/L
Mercury	1/35	3.00E-04	4.4E-04		No		mg/L
Nickel	23/75	7.76E-01	3.0E-02		Yes		mg/L
Nitrate as Nitrogen	10/32	3.80E+00	2.4E+00		Yes		mg/L
Nitrate/Nitrite	2/4	2.20E-01	2.4E+00		No		mg/L
Potassium	38/69	2.46E+01					mg/L
Selenium	3/38	4.90E-03	7.5E-03		No		mg/L
Silica	49/50	5.02E+02					mg/L
Silver	1/31	2.20E-03	7.5E-03		No		mg/L
Sodium	72/72	2.05E+02					mg/L
Strontium	30/38	2.33E+00	9.0E-01		Yes		mg/L
Sulfate	3/3	1.98E+03					mg/L
Sulfide	2/4	2.40E+00					mg/L
Tetraoxo-sulfate(1-)	29/29	4.87E+03					mg/L
Tin	1/4	1.05E-02	8.9E-01		No		mg/L
Total Phosphate as Phosphorus	1/3	3.40E-01	3.0E-05		Yes		mg/L
Uranium	48/77	1.40E-02	4.5E-03		Yes		mg/L
Vanadium	15/17	3.07E-01	9.3E-03		Yes		mg/L
Zinc	23/40	1.99E+00	4.5E-01		Yes		mg/L
1,1,1-Trichloroethane	3/70	4.40E-02	5.4E-02		No		mg/L
1,1-Dichloroethane	11/70	1.40E-01	2.7E-02		Yes		mg/L
1,1-Dichloroethene	11/70	4.60E-01	1.8E-03	9.3E-07	Yes	Yes	mg/L
1,2-Dichloroethene	2/9	3.30E-01	1.8E-03		Yes		mg/L
Acetone	1/9	1.00E-01	2.0E-02		Yes		mg/L
Di-n-butyl phthalate	1/10	1.40E-02	1.3E-01		No		mg/L
Methylene chloride	8/9	1.10E-02	6.2E-02	3.6E-04	No	Yes	mg/L
Naphthalene	1/10	7.00E-02	2.0E-04		Yes		mg/L
Phenanthrene	1/10	2.00E-03					mg/L
Trichloroethene	22/81	6.00E-01	1.2E-03	1.4E-04	Yes	Yes	mg/L
Vinyl chloride	1/70	1.50E-02		1.7E-06		Yes	mg/L
cis-1,2-Dichloroethene	32/62	4.20E+00	2.0E-03		Yes		mg/L
Alpha activity	72/93	5.99E+01					pCi/L
Beta activity	78/93	1.60E+02					pCi/L
Neptunium-237	3/8	5.50E-01		1.3E-01		Yes	pCi/L
Plutonium-238	1/1	1.00E-01		1.3E-01		No	pCi/L
Plutonium-239	1/8	1.00E-01		1.2E-01		No	pCi/L
Plutonium-242	1/1	1.83E-02		1.3E-01		No	pCi/L
Radium-226	5/6	8.00E-01		1.3E-01		Yes	pCi/L

Table 2.7 Comparison of maximum detected concentrations and activities to human health risk-based screening criteria (continued)

----- AREA_CODE=k MEDIA=Other Groundwater -----							
(continued)							
Analyte	Frequency of Detection	Maximum detected concentration	HI	ELCR	Exceed HI?	Exceed ELCR?	Units
Radon-222	30/30	1.31E+03		1.4E+00		Yes	pCi/L
Technetium-99	67/93	1.88E+02		2.8E+01		Yes	pCi/L
Thorium-228	1/1	7.80E-01		1.7E-01		Yes	pCi/L
Thorium-230	7/8	7.90E-01		1.0E+00		No	pCi/L
Thorium-232	1/1	6.40E-01		1.2E+00		No	pCi/L
Uranium-234	11/14	8.44E+00		8.7E-01		Yes	pCi/L
Uranium-235	5/11	6.10E-01		8.2E-01		No	pCi/L
Uranium-238	12/14	8.72E+00		6.2E-01		Yes	pCi/L

----- AREA_CODE=k MEDIA=RGa Groundwater -----							
Analyte	Frequency of Detection	Maximum detected concentration	HI	ELCR	Exceed HI?	Exceed ELCR?	Units
Alpha activity	25/27	6.00E+00					pCi/L
Beta activity	25/27	1.20E+01					pCi/L
Radon-222	5/6	5.76E+02		1.4E+00		Yes	pCi/L
Technetium-99	8/31	2.10E+01		2.8E+01		No	pCi/L

----- AREA_CODE=1 MEDIA=McNairy Groundwater -----							
Analyte	Frequency of Detection	Maximum detected concentration	HI	ELCR	Exceed HI?	Exceed ELCR?	Units
Aluminum	7/44	1.50E+00	1.5E+00		Yes		mg/L
Antimony	1/26	1.85E-01	5.6E-04		Yes		mg/L
Barium	17/18	1.70E-01	1.0E-01		Yes		mg/L
Calcium	48/48	2.76E+01					mg/L
Chloride	45/45	5.51E+01					mg/L
Copper	2/18	2.00E-02	6.0E-02		No		mg/L
Fluoride	25/25	1.80E-01	9.1E-02		Yes		mg/L
Iron	47/48	1.66E+01	4.5E-01		Yes		mg/L
Magnesium	48/48	1.23E+01					mg/L
Manganese	47/48	9.11E-01	6.7E-02		Yes		mg/L
Nitrate as Nitrogen	1/45	5.60E+00	2.4E+00		Yes		mg/L

Table 2.7 Comparison of maximum detected concentrations and activities to human health risk-based screening criteria (continued)

----- AREA_CODE=1 MEDIA=McNairy Groundwater -----							
(continued)							
Analyte	Frequency of Detection	Maximum detected concentration	HI	ELCR	Exceed HI?	Exceed ELCR?	Units
Potassium	25/44	1.23E+01					mg/L
Silica	35/35	3.40E+01					mg/L
Sodium	48/48	3.81E+01					mg/L
Tetraoxo-sulfate(1-)	27/41	2.89E+01					mg/L
Thallium	1/8	1.02E+00					mg/L
Vanadium	5/8	6.60E-02	9.3E-03		Yes		mg/L
Zinc	14/18	1.90E-01	4.5E-01		No		mg/L
Trichloroethene	5/58	9.60E+00	1.2E-03	1.4E-04	Yes	Yes	mg/L
Alpha activity	41/50	7.30E+00					pCi/L
Beta activity	49/50	1.48E+03					pCi/L
Neptunium-237	6/10	4.00E-01		1.3E-01		Yes	pCi/L
Plutonium-238	1/2	5.00E-02		1.3E-01		No	pCi/L
Plutonium-239	1/7	1.00E-01		1.2E-01		No	pCi/L
Radium-226	8/9	8.60E-01		1.3E-01		Yes	pCi/L
Radon-222	44/44	2.91E+02		1.4E+00		Yes	pCi/L
Technetium-99	39/58	1.95E+03		2.8E+01		Yes	pCi/L
Thorium-230	6/9	8.00E-01		1.0E+00		No	pCi/L
----- AREA_CODE=1 MEDIA=Other Groundwater -----							
Analyte	Frequency of Detection	Maximum detected concentration	HI	ELCR	Exceed HI?	Exceed ELCR?	Units
Methylene chloride	1/1	5.00E-03	6.2E-02	3.6E-04	No	Yes	mg/L
----- AREA_CODE=1 MEDIA=RGa Groundwater -----							
Analyte	Frequency of Detection	Maximum detected concentration	HI	ELCR	Exceed HI?	Exceed ELCR?	Units
Aluminum	177/395	1.43E+02	1.5E+00		Yes		mg/L
Arsenic	34/576	1.40E-01	4.5E-04	3.5E-06	Yes	Yes	mg/L
Barium	242/252	2.20E+00	1.0E-01		Yes		mg/L
Beryllium	12/255	1.40E-02	2.6E-03	1.0E-06	Yes	Yes	mg/L
Cadmium	6/590	2.13E-01	6.6E-04		Yes		mg/L

Table 2.7 Comparison of maximum detected concentrations and activities to human health risk-based screening criteria (continued)

----- AREA_CODE=1 MEDIA=RGa Groundwater -----
(continued)

Analyte	Frequency of Detection	Maximum detected concentration	HI	ELCR	Exceed HI?	Exceed ELCR?	Units
Calcium	485/485	4.87E+01					mg/L
Chloride	452/452	5.86E+02					mg/L
Chromium	85/585	8.62E+00	4.2E-03		Yes		mg/L
Cobalt	11/249	9.00E-02	9.1E-02		No		mg/L
Copper	26/260	1.31E-01	6.0E-02		Yes		mg/L
Fluoride	210/317	7.20E+00	9.1E-02		Yes		mg/L
Iron	360/490	7.20E+02	4.5E-01		Yes		mg/L
Lead	21/490	4.32E-01	1.5E-07		Yes		mg/L
Magnesium	491/491	4.72E+01					mg/L
Manganese	345/482	8.20E+00	6.7E-02		Yes		mg/L
Mercury	1/472	3.00E-04	4.4E-04		No		mg/L
Molybdenum	5/165	1.00E-01	7.5E-03		Yes		mg/L
Nickel	94/266	6.73E-01	3.0E-02		Yes		mg/L
Nitrate as Nitrogen	273/438	3.93E+01	2.4E+00		Yes		mg/L
Nitrate/Nitrite	6/6	9.40E+00	2.4E+00		Yes		mg/L
Potassium	77/445	2.44E+01					mg/L
Selenium	5/489	4.76E-01	7.5E-03		Yes		mg/L
Silica	243/243	4.50E+01					mg/L
Silver	2/124	5.70E-03	7.5E-03		No		mg/L
Sodium	490/490	2.66E+02					mg/L
Strontium	3/3	3.33E-01	9.0E-01		No		mg/L
Sulfate	31/31	4.20E+01					mg/L
Tetraoxo-sulfate(1-)	399/417	2.24E+02					mg/L
Thallium	1/143	2.38E-01					mg/L
Tin	4/14	8.00E-01	8.9E-01		No		mg/L
Total Phosphate as Phosphorus	12/268	3.49E+01	3.0E-05		Yes		mg/L
Uranium	28/622	1.90E-01	4.5E-03		Yes		mg/L
Vanadium	109/150	9.50E-01	9.3E-03		Yes		mg/L
Zinc	100/262	1.00E+00	4.5E-01		Yes		mg/L
1,1,2-Trichloro-1,2,2-trifluoroethane	2/4	5.70E-03	1.9E+00		No		mg/L
1,1,2-Trichloroethane	1/659	2.00E-03	8.1E-04	1.8E-05	Yes	Yes	mg/L
1,1-Dichloroethane	1/602	4.10E-03	2.7E-02		No		mg/L
1,1-Dichloroethene	4/604	6.50E-02	1.8E-03	9.3E-07	Yes	Yes	mg/L
1,2-Dichloroethane	1/667	1.10E-03	6.7E-04	1.1E-05	Yes	Yes	mg/L
4-Methyl-2-pentanone	1/22	2.50E-03	5.1E-03		No		mg/L
Acetone	4/24	2.30E-02	2.0E-02		Yes		mg/L
Bis(2-ethylhexyl)phthalate	2/12	2.00E-03	2.6E-02	3.1E-04	No	Yes	mg/L
Butyl benzyl phthalate	1/12	1.00E-03	2.6E-01		No		mg/L
Carbon tetrachloride	4/668	1.60E-01	1.2E-04	1.5E-05	Yes	Yes	mg/L

Table 2.7 Comparison of maximum detected concentrations and activities to human health risk-based screening criteria (continued)

----- AREA_CODE=1 MEDIA=RGa Groundwater -----
(continued)

Analyte	Frequency of Detection	Maximum detected concentration	HI	ELCR	Exceed HI?	Exceed ELCR?	Units
Chlorobenzene	1/22	2.00E-03	1.3E-03		Yes		mg/L
Chloroform	6/666	1.40E-02	2.0E-03	1.5E-05	Yes	Yes	mg/L
Di-n-butyl phthalate	2/12	2.10E-02	1.3E-01		No		mg/L
Dimethylbenzene	1/627	2.20E+00	4.0E-01		Yes		mg/L
Ethane	8/15	1.97E-01					mg/L
Ethylbenzene	1/628	8.70E-01	4.5E-02		Yes		mg/L
Ethylene	8/15	4.17E+00					mg/L
Methylene chloride	8/22	1.30E-01	6.2E-02	3.6E-04	Yes	Yes	mg/L
Tetrachloroethene	7/689	3.20E-01	7.9E-03	5.7E-05	Yes	Yes	mg/L
Toluene	3/628	1.10E-02	2.4E-02		No		mg/L
Trichloroethene	816/1E3	4.60E+02	1.2E-03	1.4E-04	Yes	Yes	mg/L
Vinyl chloride	2/680	6.30E+00		1.7E-06		Yes	mg/L
cis-1,2-Dichloroethene	25/670	4.20E+00	2.0E-03		Yes		mg/L
trans-1,2-Dichloroethene	4/666	1.20E+00	4.0E-03		Yes		mg/L
Alpha activity	606/885	6.59E+01					pCi/L
Americium-241	13/21	3.50E+00		1.2E-01		Yes	pCi/L
Beta activity	794/885	9.83E+03					pCi/L
Cesium-137	9/36	2.07E+01		1.2E+00		Yes	pCi/L
Cobalt-60	8/11	2.30E+00		2.0E+00		Yes	pCi/L
Neptunium-237	36/58	1.44E+01		1.3E-01		Yes	pCi/L
Plutonium-238	9/13	7.00E-02		1.3E-01		No	pCi/L
Plutonium-239	12/38	2.00E-01		1.2E-01		Yes	pCi/L
Plutonium-239/240	5/7	3.06E-02		1.2E-01		No	pCi/L
Radium-226	40/45	7.39E+02		1.3E-01		Yes	pCi/L
Radon-222	311/311	9.48E+03		1.4E+00		Yes	pCi/L
Technetium-99	1E3/2E3	1.67E+04		2.8E+01		Yes	pCi/L
Thorium-230	41/52	4.70E+00		1.0E+00		Yes	pCi/L
Uranium-234	24/32	2.00E+02		8.7E-01		Yes	pCi/L
Uranium-235	10/22	9.96E+00		8.2E-01		Yes	pCi/L
Uranium-235/236	8/10	3.50E-01		8.2E-01		No	pCi/L
Uranium-238	21/29	2.11E+02		6.2E-01		Yes	pCi/L

Table 2.7 Comparison of maximum detected concentrations and activities to human health risk-based screening criteria (continued)

----- AREA_CODE=1 MEDIA=UCRS Groundwater -----

Analyte	Frequency of Detection	Maximum detected concentration	HI	ELCR	Exceed HI?	Exceed ELCR?	Units
Aluminum	129/151	6.24E+01	1.5E+00		Yes		mg/L
Ammonia as Nitrogen	2/4	1.60E-01					mg/L
Antimony	3/133	2.79E-02	5.6E-04		Yes		mg/L
Arsenic	69/263	4.53E-01	4.5E-04	3.5E-06	Yes	Yes	mg/L
Barium	126/134	8.88E-01	1.0E-01		Yes		mg/L
Beryllium	5/127	1.70E-03	2.6E-03	1.0E-06	No	Yes	mg/L
Cadmium	6/269	1.80E-02	6.6E-04		Yes		mg/L
Calcium	164/164	3.78E+02					mg/L
Chloride	161/162	6.29E+02					mg/L
Chromium	46/262	1.36E+00	4.2E-03		Yes		mg/L
Cobalt	9/125	6.76E-02	9.1E-02		No		mg/L
Copper	16/127	3.30E-02	6.0E-02		No		mg/L
Cyanide	2/9	1.00E-02	2.8E-02		No		mg/L
Fluoride	85/134	2.40E+00	9.1E-02		Yes		mg/L
Iron	158/170	3.44E+02	4.5E-01		Yes		mg/L
Kjeldahl Nitrogen	3/4	8.95E+00					mg/L
Lead	10/193	1.38E+00	1.5E-07		Yes		mg/L
Magnesium	173/173	9.40E+01					mg/L
Manganese	143/168	2.70E+01	6.7E-02		Yes		mg/L
Mercury	2/180	3.00E-04	4.4E-04		No		mg/L
Molybdenum	1/105	1.00E-02	7.5E-03		Yes		mg/L
Nickel	48/137	2.30E+00	3.0E-02		Yes		mg/L
Nitrate as Nitrogen	40/150	2.69E+01	2.4E+00		Yes		mg/L
Nitrate/Nitrite	7/9	9.38E+00	2.4E+00		Yes		mg/L
Orthophosphate	3/3	1.60E-01					mg/L
Potassium	32/165	2.98E+01					mg/L
Selenium	9/183	1.60E-02	7.5E-03		Yes		mg/L
Silica	87/87	7.90E+01					mg/L
Silver	3/27	5.00E-03	7.5E-03		No		mg/L
Sodium	173/173	2.81E+02					mg/L
Strontium	9/10	1.64E+00	9.0E-01		Yes		mg/L
Sulfate	17/18	2.19E+02					mg/L
Sulfide	3/4	6.40E+01					mg/L

Table 2.7 Comparison of maximum detected concentrations and activities to human health risk-based screening criteria (continued)

----- AREA_CODE=1 MEDIA=UCRS Groundwater -----							
(continued)							
Analyte	Frequency of Detection	Maximum detected concentration	HI	ELCR	Exceed HI?	Exceed ELCR?	Units
Tetraoxo-sulfate(1-)	138/143	6.95E+02					mg/L
Thallium	2/108	9.10E-02					mg/L
Tin	1/5	2.60E-02	8.9E-01		No		mg/L
Uranium	41/226	1.30E-01	4.5E-03		Yes		mg/L
Vanadium	94/110	7.11E-01	9.3E-03		Yes		mg/L
Zinc	66/128	9.90E-02	4.5E-01		No		mg/L
1,1,1-Trichloroethane	2/106	1.60E-02	5.4E-02		No		mg/L
1,1-Dichloroethane	3/108	1.20E-02	2.7E-02		No		mg/L
1,1-Dichloroethene	10/125	2.00E-01	1.8E-03	9.3E-07	Yes	Yes	mg/L
1,2-Dichloroethane	1/152	2.00E-03	6.7E-04	1.1E-05	Yes	Yes	mg/L
1,2-Dichloroethene	2/10	1.40E-02	1.8E-03		Yes		mg/L
2,4-Dichlorophenol	1/10	4.00E-04	4.1E-03		No		mg/L
2,4-Dimethylphenol	1/10	4.40E-03	3.9E-03		Yes		mg/L
4-Methyl-2-pentanone	1/13	1.90E-03	5.1E-03		No		mg/L
4-Methylphenol	1/10	2.10E-04	7.3E-03		No		mg/L
Acetone	1/14	5.20E-03	2.0E-02		No		mg/L
Benzene	3/189	7.80E-03	4.0E-04	3.5E-05	Yes	Yes	mg/L
Bis(2-ethylhexyl)phthalate	1/10	1.00E-03	2.6E-02	3.1E-04	No	Yes	mg/L
Chloroethane	1/17	8.20E-01	3.1E-01		Yes		mg/L
Chloroform	7/153	1.70E-02	2.0E-03	1.5E-05	Yes	Yes	mg/L
Di-n-butyl phthalate	3/10	9.80E-04	1.3E-01		No		mg/L
Diethyl phthalate	1/10	8.50E-04	1.2E+00		No		mg/L
Dimethylbenzene	13/189	2.80E+00	4.0E-01		Yes		mg/L
Ethane	3/5	3.03E-01					mg/L
Ethylbenzene	15/190	1.50E+00	4.5E-02		Yes		mg/L
Ethylene	3/5	3.96E+00					mg/L
Fluorene	1/17	7.00E-03	7.4E-03		No		mg/L
Isophorone	1/10	6.60E-03	3.0E-01	5.5E-03	No	Yes	mg/L
Methylene chloride	6/13	1.80E-02	6.2E-02	3.6E-04	No	Yes	mg/L
Naphthalene	1/17	4.70E-02	2.0E-04		Yes		mg/L
Phenanthrene	1/17	5.00E-03					mg/L
Toluene	1/188	1.80E-02	2.4E-02		No		mg/L

Table 2.7 Comparison of maximum detected concentrations and activities to human health risk-based screening criteria (continued)

----- AREA_CODE=1 MEDIA=UCRS Groundwater -----
(continued)

Analyte	Frequency of Detection	Maximum detected concentration	HI	ELCR	Exceed HI?	Exceed ELCR?	Units
Trichloroethene	314/470	3.10E+03	1.2E-03	1.4E-04	Yes	Yes	mg/L
Vinyl chloride	34/168	5.00E+00		1.7E-06		Yes	mg/L
cis-1,2-Dichloroethene	58/158	4.90E+00	2.0E-03		Yes		mg/L
trans-1,2-Dichloroethene	3/157	5.00E-01	4.0E-03		Yes		mg/L
Alpha activity	288/344	5.75E+01					pCi/L
Americium-241	2/5	3.40E-01		1.2E-01		Yes	pCi/L
Beta activity	314/344	1.26E+03					pCi/L
Cobalt-60	2/3	1.20E+00		2.0E+00		No	pCi/L
Neptunium-237	10/16	2.37E+00		1.3E-01		Yes	pCi/L
Plutonium-238	3/4	1.10E-01		1.3E-01		No	pCi/L
Plutonium-239	5/13	7.60E-01		1.2E-01		Yes	pCi/L
Plutonium-239/240	1/1	2.07E-02		1.2E-01		No	pCi/L
Radium-226	2/5	6.00E-01		1.3E-01		Yes	pCi/L
Radon-222	44/44	2.05E+03		1.4E+00		Yes	pCi/L
Technetium-99	459/496	1.01E+03		2.8E+01		Yes	pCi/L
Thorium-228	2/2	6.40E-01		1.7E-01		Yes	pCi/L
Thorium-230	13/15	8.00E-01		1.0E+00		No	pCi/L
Thorium-232	2/2	4.90E-01		1.2E+00		No	pCi/L
Uranium-234	14/16	1.84E+01		8.7E-01		Yes	pCi/L
Uranium-235	6/9	1.22E+00		8.2E-01		Yes	pCi/L
Uranium-235/236	4/5	8.00E-02		8.2E-01		No	pCi/L
Uranium-238	13/14	4.19E+01		6.2E-01		Yes	pCi/L

----- AREA_CODE=m MEDIA=McNairy Groundwater -----

Analyte	Frequency of Detection	Maximum detected concentration	HI	ELCR	Exceed HI?	Exceed ELCR?	Units
Aluminum	23/66	9.04E+01	1.5E+00		Yes		mg/L
Arsenic	4/41	8.54E-02	4.5E-04	3.5E-06	Yes	Yes	mg/L
Barium	34/41	6.70E-01	1.0E-01		Yes		mg/L
Beryllium	1/41	1.70E-02	2.6E-03	1.0E-06	Yes	Yes	mg/L
Cadmium	1/41	2.10E-02	6.6E-04		Yes		mg/L
Calcium	71/71	1.18E+02					mg/L
Chloride	68/68	3.40E+01					mg/L
Chromium	2/33	2.32E-01	4.2E-03		Yes		mg/L
Cobalt	1/41	1.21E-01	9.1E-02		Yes		mg/L

Table 2.7 Comparison of maximum detected concentrations and activities to human health risk-based screening criteria (continued)

----- AREA_CODE=m MEDIA=McNairy Groundwater -----								
(continued)								
Analyte	Frequency of Detection	Maximum detected concentration	HI	ELCR	Exceed HI?	Exceed ELCR?	Units	
Copper	4/41	1.63E-01	6.0E-02		Yes		mg/L	
Fluoride	46/46	3.90E-01	9.1E-02		Yes		mg/L	
Iron	69/71	1.79E+02	4.5E-01		Yes		mg/L	
Magnesium	71/71	6.46E+01					mg/L	
Manganese	71/71	3.91E+00	6.7E-02		Yes		mg/L	
Mercury	1/24	4.50E-03	4.4E-04		Yes		mg/L	
Molybdenum	1/36	3.15E-01	7.5E-03		Yes		mg/L	
Nickel	2/41	1.09E-01	3.0E-02		Yes		mg/L	
Nitrate as Nitrogen	4/68	2.30E+00	2.4E+00		No		mg/L	
Potassium	53/69	8.61E+01					mg/L	
Silica	56/56	5.80E+01					mg/L	
Sodium	71/71	7.65E+01					mg/L	
Sulfate	4/4	1.17E+03					mg/L	
Tetraoxo-sulfate(1-)	59/59	1.97E+01					mg/L	
Thallium	2/24	1.23E-01					mg/L	
Total Phosphate as Phosphorus	1/35	5.20E+00	3.0E-05		Yes		mg/L	
Uranium	4/49	1.80E-02	4.5E-03		Yes		mg/L	
Vanadium	16/24	8.36E-01	9.3E-03		Yes		mg/L	
Zinc	19/41	5.64E-01	4.5E-01		Yes		mg/L	
Trichloroethene	5/96	7.00E-03	1.2E-03	1.4E-04	Yes	Yes	mg/L	
Alpha activity	83/95	1.07E+02					pCi/L	
Beta activity	95/95	2.36E+02					pCi/L	
Neptunium-237	6/17	5.00E-01		1.3E-01		Yes	pCi/L	
Plutonium-239	3/17	2.00E-01		1.2E-01		Yes	pCi/L	
Radium-226	11/13	1.30E+00		1.3E-01		Yes	pCi/L	
Radon-222	54/54	3.91E+02		1.4E+00		Yes	pCi/L	
Technetium-99	74/100	5.30E+01		2.8E+01		Yes	pCi/L	
Thorium-230	10/17	2.30E+00		1.0E+00		Yes	pCi/L	

----- AREA_CODE=m MEDIA=Other Groundwater -----								
Analyte	Frequency of Detection	Maximum detected concentration	HI	ELCR	Exceed HI?	Exceed ELCR?	Units	
Aluminum	61/83	8.77E+01	1.5E+00		Yes		mg/L	
Ammonia as Nitrogen	1/3	6.23E+00					mg/L	
Antimony	3/68	6.40E-02	5.6E-04		Yes		mg/L	

Table 2.7 Comparison of maximum detected concentrations and activities to human health risk-based screening criteria (continued)

----- AREA_CODE=m MEDIA=Other Groundwater -----							
(continued)							
Analyte	Frequency of Detection	Maximum detected concentration	HI	ELCR	Exceed HI?	Exceed ELCR?	Units
Arsenic	5/103	2.10E-02	4.5E-04	3.5E-06	Yes	Yes	mg/L
Barium	67/103	2.78E-01	1.0E-01		Yes		mg/L
Beryllium	6/68	6.28E-02	2.6E-03	1.0E-06	Yes	Yes	mg/L
Cadmium	1/103	1.60E-02	6.6E-04		Yes		mg/L
Calcium	65/65	4.39E+02					mg/L
Chloride	63/63	7.74E+01					mg/L
Chromium	11/65	9.40E-02	4.2E-03		Yes		mg/L
Cobalt	11/68	1.01E+00	9.1E-02		Yes		mg/L
Copper	18/67	4.80E-02	6.0E-02		No		mg/L
Fluoride	51/59	2.90E+00	9.1E-02		Yes		mg/L
Iron	82/100	1.23E+03	4.5E-01		Yes		mg/L
Kjeldahl Nitrogen	3/4	1.38E+00					mg/L
Lead	14/100	1.78E+00	1.5E-07		Yes		mg/L
Magnesium	100/100	1.72E+02					mg/L
Manganese	82/100	6.00E+01	6.7E-02		Yes		mg/L
Mercury	2/61	3.80E-03	4.4E-04		Yes		mg/L
Nickel	25/103	7.76E-01	3.0E-02		Yes		mg/L
Nitrate as Nitrogen	35/60	4.60E+00	2.4E+00		Yes		mg/L
Nitrate/Nitrite	2/4	2.20E-01	2.4E+00		No		mg/L
Potassium	39/97	2.46E+01					mg/L
Selenium	3/66	4.90E-03	7.5E-03		No		mg/L
Silica	77/78	5.02E+02					mg/L
Silver	1/31	2.20E-03	7.5E-03		No		mg/L
Sodium	100/100	2.05E+02					mg/L
Strontium	30/38	2.33E+00	9.0E-01		Yes		mg/L
Sulfate	3/3	1.98E+03					mg/L
Sulfide	2/4	2.40E+00					mg/L
Tetraoxo-sulfate(1-)	48/48	4.87E+03					mg/L
Thallium	1/45	7.50E-02					mg/L
Tin	1/4	1.05E-02	8.9E-01		No		mg/L
Total Phosphate as Phosphorus	1/3	3.40E-01	3.0E-05		Yes		mg/L
Uranium	48/103	1.40E-02	4.5E-03		Yes		mg/L
Vanadium	33/45	4.98E+00	9.3E-03		Yes		mg/L
Zinc	36/68	1.99E+00	4.5E-01		Yes		mg/L
1,1,1-Trichloroethane	3/71	4.40E-02	5.4E-02		No		mg/L
1,1-Dichloroethane	11/71	1.40E-01	2.7E-02		Yes		mg/L
1,1-Dichloroethene	11/71	4.60E-01	1.8E-03	9.3E-07	Yes	Yes	mg/L
1,2-Dichloroethene	2/9	3.30E-01	1.8E-03		Yes		mg/L
Acetone	1/9	1.00E-01	2.0E-02		Yes		mg/L

Table 2.7 Comparison of maximum detected concentrations and activities to human health risk-based screening criteria (continued)

----- AREA_CODE=m MEDIA=Other Groundwater -----
(continued)

Analyte	Frequency of Detection	Maximum detected concentration	HI	ELCR	Exceed HI?	Exceed ELCR?	Units
Di-n-butyl phthalate	1/10	1.40E-02	1.3E-01		No		mg/L
Methylene chloride	8/9	1.10E-02	6.2E-02	3.6E-04	No	Yes	mg/L
Naphthalene	1/10	7.00E-02	2.0E-04		Yes		mg/L
Phenanthrene	1/10	2.00E-03					mg/L
Trichloroethene	22/110	6.00E-01	1.2E-03	1.4E-04	Yes	Yes	mg/L
Vinyl chloride	1/71	1.50E-02		1.7E-06		Yes	mg/L
cis-1,2-Dichloroethene	32/63	4.20E+00	2.0E-03		Yes		mg/L
Alpha activity	93/121	5.99E+01					pCi/L
Beta activity	106/121	1.60E+02					pCi/L
Neptunium-237	13/36	8.00E-01		1.3E-01		Yes	pCi/L
Plutonium-238	1/1	1.00E-01		1.3E-01		No	pCi/L
Plutonium-239	7/35	1.00E-01		1.2E-01		No	pCi/L
Plutonium-242	1/1	1.83E-02		1.3E-01		No	pCi/L
Radium-226	24/30	9.00E-01		1.3E-01		Yes	pCi/L
Radon-222	58/58	5.29E+03		1.4E+00		Yes	pCi/L
Technetium-99	87/121	1.88E+02		2.8E+01		Yes	pCi/L
Thorium-228	1/1	7.80E-01		1.7E-01		Yes	pCi/L
Thorium-230	30/36	1.60E+00		1.0E+00		Yes	pCi/L
Thorium-232	1/1	6.40E-01		1.2E+00		No	pCi/L
Uranium-234	11/14	8.44E+00		8.7E-01		Yes	pCi/L
Uranium-235	5/11	6.10E-01		8.2E-01		No	pCi/L
Uranium-238	12/14	8.72E+00		6.2E-01		Yes	pCi/L

----- AREA_CODE=m MEDIA=RGa Groundwater -----

Analyte	Frequency of Detection	Maximum detected concentration	HI	ELCR	Exceed HI?	Exceed ELCR?	Units
Aluminum	263/594	4.85E+01	1.5E+00		Yes		mg/L
Antimony	6/782	2.73E-01	5.6E-04		Yes		mg/L
Arsenic	23/788	3.60E-02	4.5E-04	3.5E-06	Yes	Yes	mg/L
Barium	758/784	2.70E+00	1.0E-01		Yes		mg/L
Beryllium	31/719	8.00E-03	2.6E-03	1.0E-06	Yes	Yes	mg/L
Bicarbonate	3/3	2.37E+02					mg/L
Boron	34/48	1.54E+00	1.4E-01		Yes		mg/L
Cadmium	13/799	3.42E-01	6.6E-04		Yes		mg/L
Calcium	678/679	1.34E+02					mg/L

Table 2.7 Comparison of maximum detected concentrations and activities to human health risk-based screening criteria (continued)

----- AREA_CODE=m MEDIA=RGa Groundwater -----
(continued)

Analyte	Frequency of Detection	Maximum detected concentration	HI	ELCR	Exceed HI?	Exceed ELCR?	Units
Cerium	24/48	8.00E-02					mg/L
Chloride	976/979	1.62E+02					mg/L
Chromium	260/783	2.51E+01	4.2E-03		Yes		mg/L
Cobalt	38/720	8.40E-02	9.1E-02		No		mg/L
Copper	88/794	1.87E+00	6.0E-02		Yes		mg/L
Fluoride	508/524	7.10E-01	9.1E-02		Yes		mg/L
Gallium	24/48	9.00E-02					mg/L
Iron	779/1E3	2.91E+02	4.5E-01		Yes		mg/L
Lead	13/588	1.29E-01	1.5E-07		Yes		mg/L
Lithium	24/48	8.00E-02	3.0E-02		Yes		mg/L
Magnesium	681/681	3.49E+01					mg/L
Manganese	374/680	1.49E+01	6.7E-02		Yes		mg/L
Mercury	2/576	3.00E-04	4.4E-04		No		mg/L
Molybdenum	27/344	2.86E-01	7.5E-03		Yes		mg/L
Nickel	230/794	1.89E+00	3.0E-02		Yes		mg/L
Nitrate as Nitrogen	843/966	3.83E+01	2.4E+00		Yes		mg/L
Potassium	186/638	4.41E+01					mg/L
Selenium	3/602	9.00E-03	7.5E-03		Yes		mg/L
Silica	325/326	5.20E+01					mg/L
Silver	16/569	3.90E-01	7.5E-03		Yes		mg/L
Sodium	1E3/1E3	7.86E+01					mg/L
Strontium	54/54	1.70E-01	9.0E-01		No		mg/L
Sulfate	119/136	7.42E+02					mg/L
Tetraoxo-sulfate(1-)	539/552	3.98E+02					mg/L
Thallium	5/557	1.35E-01					mg/L
Thorium	24/48	5.00E-02					mg/L
Titanium	27/48	2.20E-01					mg/L
Total Phosphate as Phosphorus	3/289	2.80E+00	3.0E-05		Yes		mg/L
Uranium	25/823	2.40E-02	4.5E-03		Yes		mg/L
Vanadium	262/567	4.28E-01	9.3E-03		Yes		mg/L
Zinc	251/794	5.30E+00	4.5E-01		Yes		mg/L
Zirconium	24/48	2.00E-02					mg/L
1,1,1-Trichloroethane	1/1E3	4.00E-03	5.4E-02		No		mg/L
1,1-Dichloroethene	3/1E3	2.00E-02	1.8E-03	9.3E-07	Yes	Yes	mg/L
1,2-Dichlorobenzene	1/343	5.70E-05	1.2E-02		No		mg/L
1,2-Dichloroethene	5/36	1.40E-02	1.8E-03		Yes		mg/L
1,3,5-Trimethylbenzene	1/1	2.00E-04	3.9E-04		No		mg/L
1,4-Dichlorobenzene	1/343	6.20E-05	5.3E-02	2.0E-04	No	No	mg/L
2-Butanone	45/382	1.70E-01	6.2E-02		Yes		mg/L

Table 2.7 Comparison of maximum detected concentrations and activities to human health risk-based screening criteria (continued)

----- AREA_CODE=m MEDIA=RGa Groundwater -----
(continued)

Analyte	Frequency of Detection	Maximum detected concentration	HI	ELCR	Exceed HI?	Exceed ELCR?	Units
4-Bromofluorobenzene	2/2	9.40E-02					mg/L
4-Methyl-2-pentanone	2/411	1.70E-02	5.1E-03		Yes		mg/L
Acetone	54/382	9.90E-02	2.0E-02		Yes		mg/L
Acrylonitrile	1/378	1.00E-02	1.2E-04	3.4E-06	Yes	Yes	mg/L
Benzene	2/1E3	1.00E-03	4.0E-04	3.5E-05	Yes	Yes	mg/L
Bis(2-ethylhexyl)phthalate	5/23	2.80E-02	2.6E-02	3.1E-04	Yes	Yes	mg/L
Bromomethane	3/413	1.00E-03	2.9E-04		Yes		mg/L
Carbazole	1/3	1.20E-02		2.2E-04		Yes	mg/L
Carbon tetrachloride	2/1E3	6.00E-04	1.2E-04	1.5E-05	Yes	Yes	mg/L
Chlorobenzene	2/413	1.00E-03	1.3E-03		No		mg/L
Chloroethane	1/418	1.00E-03	3.1E-01		No		mg/L
Chloroform	10/1E3	2.00E-03	2.0E-03	1.5E-05	No	Yes	mg/L
Chloromethane	14/411	2.00E-03		1.3E-04		Yes	mg/L
Chrysene	1/23	6.00E-04		1.3E-04		Yes	mg/L
Di-n-butyl phthalate	2/23	1.00E-02	1.3E-01		No		mg/L
Dichlorodifluoromethane	1/404	7.40E-05	1.3E-02		No		mg/L
Diethyl phthalate	1/23	1.10E-02	1.2E+00		No		mg/L
Dimethylbenzene	3/1E3	6.00E-03	4.0E-01		No		mg/L
Ethanol	7/340	3.50E-01					mg/L
Ethylbenzene	1/1E3	1.00E-03	4.5E-02		No		mg/L
Methylene chloride	39/413	1.80E-02	6.2E-02	3.6E-04	No	Yes	mg/L
PCB-1254	1/20	9.00E-04	1.9E-05	8.0E-06	Yes	Yes	mg/L
Polychlorinated biphenyl	1/99	1.00E-04		8.0E-06		Yes	mg/L
Tetrachloroethene	4/1E3	2.00E-03	7.9E-03	5.7E-05	No	Yes	mg/L
Toluene	15/1E3	9.00E-03	2.4E-02		No		mg/L
Trichloroethene	966/1E3	1.67E+02	1.2E-03	1.4E-04	Yes	Yes	mg/L
Trichlorofluoromethane	7/404	2.00E-03	4.2E-02		No		mg/L
Vinyl chloride	1/1E3	1.00E-03		1.7E-06		Yes	mg/L
cis-1,2-Dichloroethene	20/1E3	2.20E-02	2.0E-03		Yes		mg/L
m,p-Xylene	3/12	1.50E-04	4.0E-01		No		mg/L
trans-1,2-Dichloroethene	4/1E3	5.00E-03	4.0E-03		Yes		mg/L
trans-1,3-Dichloropropene	1/413	1.70E-04					mg/L
Alpha activity	1E3/2E3	1.88E+02					pCi/L
Americium-241	3/8	8.00E-01		1.2E-01		Yes	pCi/L
Beta activity	2E3/2E3	1.81E+03					pCi/L
Cesium-137	5/8	6.00E-01		1.2E+00		No	pCi/L
Cobalt-60	6/8	1.20E+00		2.0E+00		No	pCi/L
Neptunium-237	28/48	8.00E-01		1.3E-01		Yes	pCi/L
Plutonium-239	9/48	2.00E-01		1.2E-01		Yes	pCi/L

Table 2.7 Comparison of maximum detected concentrations and activities to human health risk-based screening criteria (continued)

----- AREA_CODE=m MEDIA=RGa Groundwater -----								
(continued)								
Analyte	Frequency of Detection	Maximum detected concentration	HI	ELCR	Exceed HI?	Exceed ELCR?	Units	
Radium-226	20/27	1.30E+00		1.3E-01		Yes	pCi/L	
Radon-222	498/499	1.97E+03		1.4E+00		Yes	pCi/L	
Technetium-99	1E3/2E3	2.11E+03		2.8E+01		Yes	pCi/L	
Thorium-230	38/47	1.60E+00		1.0E+00		Yes	pCi/L	
Thorium-234	1/1	6.00E-01		2.0E+00		No	pCi/L	
----- AREA_CODE=m MEDIA=UCRS Groundwater -----								
Analyte	Frequency of Detection	Maximum detected concentration	HI	ELCR	Exceed HI?	Exceed ELCR?	Units	
Aluminum	37/50	8.00E+01	1.5E+00		Yes		mg/L	
Antimony	4/44	2.35E-01	5.6E-04		Yes		mg/L	
Arsenic	12/63	5.70E-02	4.5E-04	3.5E-06	Yes	Yes	mg/L	
Barium	59/63	1.19E+00	1.0E-01		Yes		mg/L	
Cadmium	2/67	1.90E-02	6.6E-04		Yes		mg/L	
Calcium	60/61	1.28E+02					mg/L	
Chloride	79/82	2.13E+02					mg/L	
Chromium	7/67	1.46E-01	4.2E-03		Yes		mg/L	
Cobalt	1/43	6.60E-02	9.1E-02		No		mg/L	
Copper	34/67	1.32E+00	6.0E-02		Yes		mg/L	
Fluoride	53/60	8.90E+00	9.1E-02		Yes		mg/L	
Iron	81/89	6.80E+01	4.5E-01		Yes		mg/L	
Lead	5/50	2.35E-01	1.5E-07		Yes		mg/L	
Magnesium	60/61	4.37E+01					mg/L	
Manganese	37/61	8.06E+00	6.7E-02		Yes		mg/L	
Mercury	3/46	5.00E-04	4.4E-04		Yes		mg/L	
Nickel	12/66	5.95E-01	3.0E-02		Yes		mg/L	
Nitrate	1/1	2.10E+00	2.4E+00		No		mg/L	
Nitrate as Nitrogen	37/77	7.80E+00	2.4E+00		Yes		mg/L	
Potassium	14/55	1.36E+01					mg/L	
Selenium	1/50	5.00E-03	7.5E-03		No		mg/L	
Silica	48/48	4.30E+01					mg/L	
Silver	1/38	4.50E-02	7.5E-03		Yes		mg/L	
Sodium	85/86	1.49E+02					mg/L	
Sulfate	13/13	1.90E+02					mg/L	
Tetraoxo-sulfate(1-)	62/62	3.76E+02					mg/L	

Table 2.7 Comparison of maximum detected concentrations and activities to human health risk-based screening criteria (continued)

----- AREA_CODE=m MEDIA=UCRS Groundwater -----								
(continued)								
Analyte	Frequency of Detection	Maximum detected concentration	HI	ELCR	Exceed HI?	Exceed ELCR?	Units	
Thallium	1/31	8.20E-03					mg/L	
Uranium	36/82	6.40E-01	4.5E-03		Yes		mg/L	
Vanadium	27/33	7.60E-01	9.3E-03		Yes		mg/L	
Zinc	48/66	1.88E+00	4.5E-01		Yes		mg/L	
2-Butanone	3/29	7.00E-03	6.2E-02		No		mg/L	
Acetone	4/29	1.50E-02	2.0E-02		No		mg/L	
Benzene	1/80	5.00E-03	4.0E-04	3.5E-05	Yes	Yes	mg/L	
Bromodichloromethane	1/82	9.00E-03	4.0E-03	8.4E-05	Yes	Yes	mg/L	
Chloroform	3/83	2.40E-02	2.0E-03	1.5E-05	Yes	Yes	mg/L	
Dibromochloromethane	1/30	2.00E-03	4.0E-03	6.2E-05	No	Yes	mg/L	
Dichlorodifluoromethane	3/28	6.00E-03	1.3E-02		No		mg/L	
Ethanol	3/28	2.40E-02					mg/L	
Methylene chloride	10/29	1.30E-02	6.2E-02	3.6E-04	No	Yes	mg/L	
Trichloroethene	13/153	5.60E-02	1.2E-03	1.4E-04	Yes	Yes	mg/L	
Alpha activity	117/145	3.49E+02					pCi/L	
Beta activity	136/145	1.00E+03					pCi/L	
Cesium-137	3/4	9.00E-01		1.2E+00		No	pCi/L	
Cobalt-60	4/4	1.40E+00		2.0E+00		No	pCi/L	
Neptunium-237	2/7	2.00E-01		1.3E-01		Yes	pCi/L	
Plutonium-239	1/7	2.00E-01		1.2E-01		Yes	pCi/L	
Radium-226	7/10	1.60E+00		1.3E-01		Yes	pCi/L	
Radon-222	35/35	6.95E+02		1.4E+00		Yes	pCi/L	
Technetium-99	124/155	3.39E+02		2.8E+01		Yes	pCi/L	
Thorium-230	3/7	4.00E-01		1.0E+00		No	pCi/L	
----- AREA_CODE=n MEDIA=McNairy Groundwater -----								
Analyte	Frequency of Detection	Maximum detected concentration	HI	ELCR	Exceed HI?	Exceed ELCR?	Units	
Aluminum	30/110	9.04E+01	1.5E+00		Yes		mg/L	
Antimony	1/76	1.85E-01	5.6E-04		Yes		mg/L	
Arsenic	4/59	8.54E-02	4.5E-04	3.5E-06	Yes	Yes	mg/L	
Barium	51/59	6.70E-01	1.0E-01		Yes		mg/L	
Beryllium	1/59	1.70E-02	2.6E-03	1.0E-06	Yes	Yes	mg/L	
Cadmium	1/59	2.10E-02	6.6E-04		Yes		mg/L	
Calcium	119/119	1.18E+02					mg/L	

Table 2.7 Comparison of maximum detected concentrations and activities to human health risk-based screening criteria (continued)

----- AREA_CODE=n MEDIA=McNairy Groundwater -----								
(continued)								
Analyte	Frequency of Detection	Maximum detected concentration	HI	ELCR	Exceed HI?	Exceed ELCR?	Units	
Chloride	113/113	5.51E+01					mg/L	
Chromium	2/49	2.32E-01	4.2E-03		Yes		mg/L	
Cobalt	1/59	1.21E-01	9.1E-02		Yes		mg/L	
Copper	6/59	1.63E-01	6.0E-02		Yes		mg/L	
Fluoride	71/71	3.90E-01	9.1E-02		Yes		mg/L	
Iron	116/119	1.79E+02	4.5E-01		Yes		mg/L	
Magnesium	119/119	6.46E+01					mg/L	
Manganese	118/119	3.91E+00	6.7E-02		Yes		mg/L	
Mercury	1/41	4.50E-03	4.4E-04		Yes		mg/L	
Molybdenum	1/50	3.15E-01	7.5E-03		Yes		mg/L	
Nickel	2/59	1.09E-01	3.0E-02		Yes		mg/L	
Nitrate as Nitrogen	5/113	5.60E+00	2.4E+00		Yes		mg/L	
Potassium	78/113	8.61E+01					mg/L	
Silica	91/91	5.80E+01					mg/L	
Sodium	119/119	7.65E+01					mg/L	
Sulfate	4/5	1.17E+03					mg/L	
Tetraoxo-sulfate(1-)	86/100	2.89E+01					mg/L	
Thallium	3/32	1.02E+00					mg/L	
Total Phosphate as Phosphorus	1/70	5.20E+00	3.0E-05		Yes		mg/L	
Uranium	4/68	1.80E-02	4.5E-03		Yes		mg/L	
Vanadium	21/32	8.36E-01	9.3E-03		Yes		mg/L	
Zinc	33/59	5.64E-01	4.5E-01		Yes		mg/L	
Trichloroethene	10/154	9.60E+00	1.2E-03	1.4E-04	Yes	Yes	mg/L	
Alpha activity	124/145	1.07E+02					pCi/L	
Beta activity	144/145	1.48E+03					pCi/L	
Neptunium-237	12/27	5.00E-01		1.3E-01		Yes	pCi/L	
Plutonium-238	1/2	5.00E-02		1.3E-01		No	pCi/L	
Plutonium-239	4/24	2.00E-01		1.2E-01		Yes	pCi/L	
Radium-226	19/22	1.30E+00		1.3E-01		Yes	pCi/L	
Radon-222	98/98	3.91E+02		1.4E+00		Yes	pCi/L	
Technetium-99	113/158	1.95E+03		2.8E+01		Yes	pCi/L	
Thorium-230	16/26	2.30E+00		1.0E+00		Yes	pCi/L	

Table 2.7 Comparison of maximum detected concentrations and activities to human health risk-based screening criteria (continued)

----- AREA_CODE=n MEDIA=Other Groundwater -----

Analyte	Frequency of Detection	Maximum detected concentration	HI	ELCR	Exceed HI?	Exceed ELCR?	Units
Aluminum	61/83	8.77E+01	1.5E+00		Yes		mg/L
Ammonia as Nitrogen	1/3	6.23E+00					mg/L
Antimony	3/68	6.40E-02	5.6E-04		Yes		mg/L
Arsenic	5/103	2.10E-02	4.5E-04	3.5E-06	Yes	Yes	mg/L
Barium	67/103	2.78E-01	1.0E-01		Yes		mg/L
Beryllium	6/68	6.28E-02	2.6E-03	1.0E-06	Yes	Yes	mg/L
Cadmium	1/103	1.60E-02	6.6E-04		Yes		mg/L
Calcium	65/65	4.39E+02					mg/L
Chloride	63/63	7.74E+01					mg/L
Chromium	11/65	9.40E-02	4.2E-03		Yes		mg/L
Cobalt	11/68	1.01E+00	9.1E-02		Yes		mg/L
Copper	18/67	4.80E-02	6.0E-02		No		mg/L
Fluoride	51/59	2.90E+00	9.1E-02		Yes		mg/L
Iron	82/100	1.23E+03	4.5E-01		Yes		mg/L
Kjeldahl Nitrogen	3/4	1.38E+00					mg/L
Lead	14/100	1.78E+00	1.5E-07		Yes		mg/L
Magnesium	100/100	1.72E+02					mg/L
Manganese	82/100	6.00E+01	6.7E-02		Yes		mg/L
Mercury	2/61	3.80E-03	4.4E-04		Yes		mg/L
Nickel	25/103	7.76E-01	3.0E-02		Yes		mg/L
Nitrate as Nitrogen	35/60	4.60E+00	2.4E+00		Yes		mg/L
Nitrate/Nitrite	2/4	2.20E-01	2.4E+00		No		mg/L
Potassium	39/97	2.46E+01					mg/L
Selenium	3/66	4.90E-03	7.5E-03		No		mg/L
Silica	77/78	5.02E+02					mg/L
Silver	1/31	2.20E-03	7.5E-03		No		mg/L
Sodium	100/100	2.05E+02					mg/L
Strontium	30/38	2.33E+00	9.0E-01		Yes		mg/L
Sulfate	3/3	1.98E+03					mg/L
Sulfide	2/4	2.40E+00					mg/L
Tetraoxo-sulfate(1-)	48/48	4.87E+03					mg/L
Thallium	1/45	7.50E-02					mg/L
Tin	1/4	1.05E-02	8.9E-01		No		mg/L

Table 2.7 Comparison of maximum detected concentrations and activities to human health risk-based screening criteria (continued)

----- AREA_CODE=n MEDIA=Other Groundwater -----
(continued)

Analyte	Frequency of Detection	Maximum detected concentration	HI	ELCR	Exceed HI?	Exceed ELCR?	Units
Total Phosphate as Phosphorus	1/3	3.40E-01	3.0E-05		Yes		mg/L
Uranium	48/103	1.40E-02	4.5E-03		Yes		mg/L
Vanadium	33/45	4.98E+00	9.3E-03		Yes		mg/L
Zinc	36/68	1.99E+00	4.5E-01		Yes		mg/L
1,1,1-Trichloroethane	3/72	4.40E-02	5.4E-02		No		mg/L
1,1-Dichloroethane	11/72	1.40E-01	2.7E-02		Yes		mg/L
1,1-Dichloroethene	11/72	4.60E-01	1.8E-03	9.3E-07	Yes	Yes	mg/L
1,2-Dichloroethene	2/10	3.30E-01	1.8E-03		Yes		mg/L
Acetone	1/10	1.00E-01	2.0E-02		Yes		mg/L
Di-n-butyl phthalate	1/10	1.40E-02	1.3E-01		No		mg/L
Methylene chloride	9/10	1.10E-02	6.2E-02	3.6E-04	No	Yes	mg/L
Naphthalene	1/10	7.00E-02	2.0E-04		Yes		mg/L
Phenanthrene	1/10	2.00E-03					mg/L
Trichloroethene	22/111	6.00E-01	1.2E-03	1.4E-04	Yes	Yes	mg/L
Vinyl chloride	1/72	1.50E-02		1.7E-06		Yes	mg/L
cis-1,2-Dichloroethene	32/63	4.20E+00	2.0E-03		Yes		mg/L
Alpha activity	93/121	5.99E+01					pCi/L
Beta activity	106/121	1.60E+02					pCi/L
Neptunium-237	13/36	8.00E-01		1.3E-01		Yes	pCi/L
Plutonium-238	1/1	1.00E-01		1.3E-01		No	pCi/L
Plutonium-239	7/35	1.00E-01		1.2E-01		No	pCi/L
Plutonium-242	1/1	1.83E-02		1.3E-01		No	pCi/L
Radium-226	24/30	9.00E-01		1.3E-01		Yes	pCi/L
Radon-222	58/58	5.29E+03		1.4E+00		Yes	pCi/L
Technetium-99	87/121	1.88E+02		2.8E+01		Yes	pCi/L
Thorium-228	1/1	7.80E-01		1.7E-01		Yes	pCi/L
Thorium-230	30/36	1.60E+00		1.0E+00		Yes	pCi/L
Thorium-232	1/1	6.40E-01		1.2E+00		No	pCi/L
Uranium-234	11/14	8.44E+00		8.7E-01		Yes	pCi/L
Uranium-235	5/11	6.10E-01		8.2E-01		No	pCi/L
Uranium-238	12/14	8.72E+00		6.2E-01		Yes	pCi/L

Table 2.7 Comparison of maximum detected concentrations and activities to human health risk-based screening criteria (continued)

----- AREA_CODE=n MEDIA=RGa Groundwater -----

Analyte	Frequency of Detection	Maximum detected concentration	HI	ELCR	Exceed HI?	Exceed ELCR?	Units
Aluminum	440/989	1.43E+02	1.5E+00		Yes		mg/L
Antimony	6/1E3	2.73E-01	5.6E-04		Yes		mg/L
Arsenic	57/1E3	1.40E-01	4.5E-04	3.5E-06	Yes	Yes	mg/L
Barium	1E3/1E3	2.70E+00	1.0E-01		Yes		mg/L
Beryllium	43/974	1.40E-02	2.6E-03	1.0E-06	Yes	Yes	mg/L
Bicarbonate	3/3	2.37E+02					mg/L
Boron	34/48	1.54E+00	1.4E-01		Yes		mg/L
Cadmium	19/1E3	3.42E-01	6.6E-04		Yes		mg/L
Calcium	1E3/1E3	1.34E+02					mg/L
Cerium	24/48	8.00E-02					mg/L
Chloride	1E3/1E3	5.86E+02					mg/L
Chromium	345/1E3	2.51E+01	4.2E-03		Yes		mg/L
Cobalt	49/969	9.00E-02	9.1E-02		No		mg/L
Copper	114/1E3	1.87E+00	6.0E-02		Yes		mg/L
Fluoride	718/841	7.20E+00	9.1E-02		Yes		mg/L
Gallium	24/48	9.00E-02					mg/L
Iron	1E3/2E3	7.20E+02	4.5E-01		Yes		mg/L
Lead	34/1E3	4.32E-01	1.5E-07		Yes		mg/L
Lithium	24/48	8.00E-02	3.0E-02		Yes		mg/L
Magnesium	1E3/1E3	4.72E+01					mg/L
Manganese	719/1E3	1.49E+01	6.7E-02		Yes		mg/L
Mercury	3/1E3	3.00E-04	4.4E-04		No		mg/L
Molybdenum	32/509	2.86E-01	7.5E-03		Yes		mg/L
Nickel	324/1E3	1.89E+00	3.0E-02		Yes		mg/L
Nitrate as Nitrogen	1E3/1E3	3.93E+01	2.4E+00		Yes		mg/L
Nitrate/Nitrite	6/6	9.40E+00	2.4E+00		Yes		mg/L
Potassium	263/1E3	4.41E+01					mg/L
Selenium	8/1E3	4.76E-01	7.5E-03		Yes		mg/L
Silica	568/569	5.20E+01					mg/L
Silver	18/693	3.90E-01	7.5E-03		Yes		mg/L
Sodium	1E3/1E3	2.66E+02					mg/L
Strontium	57/57	3.33E-01	9.0E-01		No		mg/L
Sulfate	150/167	7.42E+02					mg/L

Table 2.7 Comparison of maximum detected concentrations and activities to human health risk-based screening criteria (continued)

----- AREA_CODE=n MEDIA=RGa Groundwater -----
(continued)

Analyte	Frequency of Detection	Maximum detected concentration	HI	ELCR	Exceed HI?	Exceed ELCR?	Units
Tetraoxo-sulfate(1-)	938/969	3.98E+02					mg/L
Thallium	6/700	2.38E-01					mg/L
Thorium	24/48	5.00E-02					mg/L
Tin	4/41	8.00E-01	8.9E-01		No		mg/L
Titanium	27/48	2.20E-01					mg/L
Total Phosphate as Phosphorus	15/557	3.49E+01	3.0E-05		Yes		mg/L
Uranium	53/1E3	1.90E-01	4.5E-03		Yes		mg/L
Vanadium	371/717	9.50E-01	9.3E-03		Yes		mg/L
Zinc	351/1E3	5.30E+00	4.5E-01		Yes		mg/L
Zirconium	24/48	2.00E-02					mg/L
1,1,1-Trichloroethane	1/2E3	4.00E-03	5.4E-02		No		mg/L
1,1,2-Trichloro-1,2,2-trifluoroethane	2/55	5.70E-03	1.9E+00		No		mg/L
1,1,2-Trichloroethane	1/2E3	2.00E-03	8.1E-04	1.8E-05	Yes	Yes	mg/L
1,1-Dichloroethane	1/2E3	4.10E-03	2.7E-02		No		mg/L
1,1-Dichloroethene	7/2E3	6.50E-02	1.8E-03	9.3E-07	Yes	Yes	mg/L
1,2-Dichlorobenzene	1/359	5.70E-05	1.2E-02		No		mg/L
1,2-Dichloroethane	1/2E3	1.10E-03	6.7E-04	1.1E-05	Yes	Yes	mg/L
1,2-Dichloroethene	5/50	1.40E-02	1.8E-03		Yes		mg/L
1,3,5-Trimethylbenzene	1/1	2.00E-04	3.9E-04		No		mg/L
1,4-Dichlorobenzene	1/359	6.20E-05	5.3E-02	2.0E-04	No	No	mg/L
2-Butanone	45/404	1.70E-01	6.2E-02		Yes		mg/L
4-Bromofluorobenzene	2/2	9.40E-02					mg/L
4-Methyl-2-pentanone	3/433	1.70E-02	5.1E-03		Yes		mg/L
Acetone	58/406	9.90E-02	2.0E-02		Yes		mg/L
Acrylonitrile	1/384	1.00E-02	1.2E-04	3.4E-06	Yes	Yes	mg/L
Benzene	2/2E3	1.00E-03	4.0E-04	3.5E-05	Yes	Yes	mg/L
Bis(2-ethylhexyl)phthalate	7/35	2.80E-02	2.6E-02	3.1E-04	Yes	Yes	mg/L
Bromomethane	3/436	1.00E-03	2.9E-04		Yes		mg/L
Butyl benzyl phthalate	1/35	1.00E-03	2.6E-01		No		mg/L
Carbazole	1/15	1.20E-02		2.2E-04		Yes	mg/L
Carbon tetrachloride	6/2E3	1.60E-01	1.2E-04	1.5E-05	Yes	Yes	mg/L
Chlorobenzene	3/435	2.00E-03	1.3E-03		Yes		mg/L

Table 2.7 Comparison of maximum detected concentrations and activities to human health risk-based screening criteria (continued)

----- AREA_CODE=n MEDIA=RGa Groundwater -----
(continued)

Analyte	Frequency of Detection	Maximum detected concentration	HI	ELCR	Exceed HI?	Exceed ELCR?	Units
Chloroethane	1/448	1.00E-03	3.1E-01		No		mg/L
Chloroform	16/2E3	1.40E-02	2.0E-03	1.5E-05	Yes	Yes	mg/L
Chloromethane	14/434	2.00E-03		1.3E-04		Yes	mg/L
Chrysene	1/35	6.00E-04		1.3E-04		Yes	mg/L
Di-n-butyl phthalate	4/35	2.10E-02	1.3E-01		No		mg/L
Dichlorodifluoromethane	1/410	7.40E-05	1.3E-02		No		mg/L
Diethyl phthalate	1/35	1.10E-02	1.2E+00		No		mg/L
Dimethylbenzene	4/2E3	2.20E+00	4.0E-01		Yes		mg/L
Ethane	8/24	1.97E-01					mg/L
Ethanol	7/340	3.50E-01					mg/L
Ethylbenzene	2/2E3	8.70E-01	4.5E-02		Yes		mg/L
Ethylene	8/24	4.17E+00					mg/L
Methylene chloride	47/435	1.30E-01	6.2E-02	3.6E-04	Yes	Yes	mg/L
PCB-1254	1/26	9.00E-04	1.9E-05	8.0E-06	Yes	Yes	mg/L
Polychlorinated biphenyl	1/135	1.00E-04		8.0E-06		Yes	mg/L
Tetrachloroethene	11/2E3	3.20E-01	7.9E-03	5.7E-05	Yes	Yes	mg/L
Toluene	18/2E3	1.10E-02	2.4E-02		No		mg/L
Trichloroethene	2E3/3E3	4.60E+02	1.2E-03	1.4E-04	Yes	Yes	mg/L
Trichlorofluoromethane	7/412	2.00E-03	4.2E-02		No		mg/L
Vinyl chloride	3/2E3	6.30E+00		1.7E-06		Yes	mg/L
cis-1,2-Dichloroethene	45/2E3	4.20E+00	2.0E-03		Yes		mg/L
m,p-Xylene	3/14	1.50E-04	4.0E-01		No		mg/L
trans-1,2-Dichloroethene	8/2E3	1.20E+00	4.0E-03		Yes		mg/L
trans-1,3-Dichloropropene	1/436	1.70E-04					mg/L
Alpha activity	2E3/3E3	1.88E+02					pCi/L
Americium-241	16/29	3.50E+00		1.2E-01		Yes	pCi/L
Beta activity	2E3/3E3	9.83E+03					pCi/L
Cesium-137	14/44	2.07E+01		1.2E+00		Yes	pCi/L
Cobalt-60	14/19	2.30E+00		2.0E+00		Yes	pCi/L
Neptunium-237	64/106	1.44E+01		1.3E-01		Yes	pCi/L
Plutonium-238	9/13	7.00E-02		1.3E-01		No	pCi/L
Plutonium-239	21/86	2.00E-01		1.2E-01		Yes	pCi/L

Table 2.7 Comparison of maximum detected concentrations and activities to human health risk-based screening criteria (continued)

----- AREA_CODE=n MEDIA=RGa Groundwater -----
(continued)

Analyte	Frequency of Detection	Maximum detected concentration	HI	ELCR	Exceed HI?	Exceed ELCR?	Units
Plutonium-239/240	5/7	3.06E-02		1.2E-01		No	pCi/L
Radium-226	60/72	7.39E+02		1.3E-01		Yes	pCi/L
Radon-222	809/810	9.48E+03		1.4E+00		Yes	pCi/L
Technetium-99	3E3/4E3	1.67E+04		2.8E+01		Yes	pCi/L
Thorium-230	79/99	4.70E+00		1.0E+00		Yes	pCi/L
Thorium-234	1/1	6.00E-01		2.0E+00		No	pCi/L
Uranium-234	24/33	2.00E+02		8.7E-01		Yes	pCi/L
Uranium-235	10/22	9.96E+00		8.2E-01		Yes	pCi/L
Uranium-235/236	8/10	3.50E-01		8.2E-01		No	pCi/L
Uranium-238	21/30	2.11E+02		6.2E-01		Yes	pCi/L

----- AREA_CODE=n MEDIA=UCRS Groundwater -----

Analyte	Frequency of Detection	Maximum detected concentration	HI	ELCR	Exceed HI?	Exceed ELCR?	Units
Aluminum	166/201	8.00E+01	1.5E+00		Yes		mg/L
Ammonia as Nitrogen	2/4	1.60E-01					mg/L
Antimony	7/177	2.35E-01	5.6E-04		Yes		mg/L
Arsenic	81/326	4.53E-01	4.5E-04	3.5E-06	Yes	Yes	mg/L
Barium	185/197	1.19E+00	1.0E-01		Yes		mg/L
Beryllium	5/170	1.70E-03	2.6E-03	1.0E-06	No	Yes	mg/L
Cadmium	8/336	1.90E-02	6.6E-04		Yes		mg/L
Calcium	224/225	3.78E+02					mg/L
Chloride	240/244	6.29E+02					mg/L
Chromium	53/329	1.36E+00	4.2E-03		Yes		mg/L
Cobalt	10/168	6.76E-02	9.1E-02		No		mg/L
Copper	50/194	1.32E+00	6.0E-02		Yes		mg/L
Cyanide	2/9	1.00E-02	2.8E-02		No		mg/L
Fluoride	138/194	8.90E+00	9.1E-02		Yes		mg/L
Iron	239/259	3.44E+02	4.5E-01		Yes		mg/L
Kjeldahl Nitrogen	3/4	8.95E+00					mg/L
Lead	15/243	1.38E+00	1.5E-07		Yes		mg/L
Magnesium	233/234	9.40E+01					mg/L
Manganese	180/229	2.70E+01	6.7E-02		Yes		mg/L
Mercury	5/226	5.00E-04	4.4E-04		Yes		mg/L
Molybdenum	1/133	1.00E-02	7.5E-03		Yes		mg/L

Table 2.7 Comparison of maximum detected concentrations and activities to human health risk-based screening criteria (continued)

----- AREA_CODE=n MEDIA=UCRS Groundwater -----							
(continued)							
Analyte	Frequency of Detection	Maximum detected concentration	HI	ELCR	Exceed HI?	Exceed ELCR?	Units
Nickel	60/203	2.30E+00	3.0E-02		Yes		mg/L
Nitrate	1/1	2.10E+00	2.4E+00		No		mg/L
Nitrate as Nitrogen	77/227	2.69E+01	2.4E+00		Yes		mg/L
Nitrate/Nitrite	7/9	9.38E+00	2.4E+00		Yes		mg/L
Orthophosphate	3/3	1.60E-01					mg/L
Potassium	46/220	2.98E+01					mg/L
Selenium	10/233	1.60E-02	7.5E-03		Yes		mg/L
Silica	135/135	7.90E+01					mg/L
Silver	4/65	4.50E-02	7.5E-03		Yes		mg/L
Sodium	258/259	2.81E+02					mg/L
Strontium	9/10	1.64E+00	9.0E-01		Yes		mg/L
Sulfate	30/31	2.19E+02					mg/L
Sulfide	3/4	6.40E+01					mg/L
Tetraoxo-sulfate(1-)	200/205	6.95E+02					mg/L
Thallium	3/139	9.10E-02					mg/L
Tin	1/6	2.60E-02	8.9E-01		No		mg/L
Uranium	77/308	6.40E-01	4.5E-03		Yes		mg/L
Vanadium	121/143	7.60E-01	9.3E-03		Yes		mg/L
Zinc	114/194	1.88E+00	4.5E-01		Yes		mg/L
1,1,1-Trichloroethane	2/186	1.60E-02	5.4E-02		No		mg/L
1,1-Dichloroethane	3/188	1.20E-02	2.7E-02		No		mg/L
1,1-Dichloroethene	10/205	2.00E-01	1.8E-03	9.3E-07	Yes	Yes	mg/L
1,2-Dichloroethane	1/233	2.00E-03	6.7E-04	1.1E-05	Yes	Yes	mg/L
1,2-Dichloroethene	2/15	1.40E-02	1.8E-03		Yes		mg/L
2,4-Dichlorophenol	1/10	4.00E-04	4.1E-03		No		mg/L
2,4-Dimethylphenol	1/10	4.40E-03	3.9E-03		Yes		mg/L
2-Butanone	3/42	7.00E-03	6.2E-02		No		mg/L
4-Methyl-2-pentanone	1/42	1.90E-03	5.1E-03		No		mg/L
4-Methylphenol	1/10	2.10E-04	7.3E-03		No		mg/L
Acetone	5/43	1.50E-02	2.0E-02		No		mg/L
Benzene	4/269	7.80E-03	4.0E-04	3.5E-05	Yes	Yes	mg/L
Bis(2-ethylhexyl)phthalate	1/10	1.00E-03	2.6E-02	3.1E-04	No	Yes	mg/L
Bromodichloromethane	1/233	9.00E-03	4.0E-03	8.4E-05	Yes	Yes	mg/L
Chloroethane	1/46	8.20E-01	3.1E-01		Yes		mg/L
Chloroform	10/236	2.40E-02	2.0E-03	1.5E-05	Yes	Yes	mg/L
Di-n-butyl phthalate	3/10	9.80E-04	1.3E-01		No		mg/L
Dibromochloromethane	1/43	2.00E-03	4.0E-03	6.2E-05	No	Yes	mg/L
Dichlorodifluoromethane	3/29	6.00E-03	1.3E-02		No		mg/L
Diethyl phthalate	1/10	8.50E-04	1.2E+00		No		mg/L

Table 2.7 Comparison of maximum detected concentrations and activities to human health risk-based screening criteria (continued)

----- AREA_CODE=n MEDIA=UCRS Groundwater -----
(continued)

Analyte	Frequency of Detection	Maximum detected concentration	HI	ELCR	Exceed HI?	Exceed ELCR?	Units
Dimethylbenzene	13/269	2.80E+00	4.0E-01		Yes		mg/L
Ethane	3/5	3.03E-01					mg/L
Ethanol	3/28	2.40E-02					mg/L
Ethylbenzene	15/270	1.50E+00	4.5E-02		Yes		mg/L
Ethylene	3/5	3.96E+00					mg/L
Fluorene	1/17	7.00E-03	7.4E-03		No		mg/L
Isophorone	1/10	6.60E-03	3.0E-01	5.5E-03	No	Yes	mg/L
Methylene chloride	16/42	1.80E-02	6.2E-02	3.6E-04	No	Yes	mg/L
Naphthalene	1/17	4.70E-02	2.0E-04		Yes		mg/L
Phenanthrene	1/17	5.00E-03					mg/L
Toluene	1/268	1.80E-02	2.4E-02		No		mg/L
Trichloroethene	327/623	3.10E+03	1.2E-03	1.4E-04	Yes	Yes	mg/L
Vinyl chloride	34/249	5.00E+00		1.7E-06		Yes	mg/L
cis-1,2-Dichloroethene	58/218	4.90E+00	2.0E-03		Yes		mg/L
trans-1,2-Dichloroethene	3/237	5.00E-01	4.0E-03		Yes		mg/L
Alpha activity	405/489	3.49E+02					pCi/L
Americium-241	2/9	3.40E-01		1.2E-01		Yes	pCi/L
Beta activity	450/489	1.26E+03					pCi/L
Cesium-137	3/13	9.00E-01		1.2E+00		No	pCi/L
Cobalt-60	6/7	1.40E+00		2.0E+00		No	pCi/L
Neptunium-237	12/23	2.37E+00		1.3E-01		Yes	pCi/L
Plutonium-238	3/4	1.10E-01		1.3E-01		No	pCi/L
Plutonium-239	6/20	7.60E-01		1.2E-01		Yes	pCi/L
Plutonium-239/240	1/1	2.07E-02		1.2E-01		No	pCi/L
Radium-226	9/15	1.60E+00		1.3E-01		Yes	pCi/L
Radon-222	79/79	2.05E+03		1.4E+00		Yes	pCi/L
Technetium-99	583/651	1.01E+03		2.8E+01		Yes	pCi/L
Thorium-228	2/2	6.40E-01		1.7E-01		Yes	pCi/L
Thorium-230	16/22	8.00E-01		1.0E+00		No	pCi/L
Thorium-232	2/2	4.90E-01		1.2E+00		No	pCi/L
Uranium-234	14/16	1.84E+01		8.7E-01		Yes	pCi/L
Uranium-235	6/9	1.22E+00		8.2E-01		Yes	pCi/L
Uranium-235/236	4/5	8.00E-02		8.2E-01		No	pCi/L
Uranium-238	13/14	4.19E+01		6.2E-01		Yes	pCi/L

Table 2.8 Comparison of maximum detected concentrations and activities to background concentrations

----- AREA_CODE=a MEDIA=RGa Groundwater -----

Analyte	Frequency of Detection	Maximum detected concentration	Background concentration	Exceed Background?	Units
Aluminum	28/42	1.38E+02	2.19E+00	Yes	mg/L
Arsenic	2/46	4.60E-02	5.00E-03	Yes	mg/L
Barium	46/46	8.50E-01	2.35E-01	Yes	mg/L
Beryllium	2/46	1.11E-03	4.00E-03	No	mg/L
Cadmium	1/46	5.56E-04	1.00E-02	No	mg/L
Calcium	46/46	4.74E+01	4.12E+01	Yes	mg/L
Chloride	42/42	8.76E+01	9.10E+01	No	mg/L
Chromium	9/46	1.30E+00	1.44E-01	Yes	mg/L
Cobalt	1/46	2.56E-02	4.50E-02	No	mg/L
Fluoride	28/42	7.20E+00	2.70E-01	Yes	mg/L
Iron	37/45	7.20E+02	5.03E+00	Yes	mg/L
Magnesium	46/46	2.41E+01	1.63E+01	Yes	mg/L
Manganese	37/46	7.75E+00	1.19E-01	Yes	mg/L
Nickel	5/46	1.12E-01	6.82E-01	No	mg/L
Nitrate as Nitrogen	35/42	1.28E+01	1.56E+01	No	mg/L
Potassium	22/45	4.13E+00	5.20E+00	No	mg/L
Selenium	1/9	1.84E-03			mg/L
Silica	7/7	2.30E+01	2.64E+01	No	mg/L
Sodium	46/46	8.00E+01	5.95E+01	Yes	mg/L
Tetraoxo-sulfate(1-)	42/42	7.42E+01			mg/L
Thallium	1/42	2.38E-01	5.60E-02	Yes	mg/L
Uranium	3/28	4.00E-03			mg/L
Vanadium	36/42	9.50E-01	1.34E-01	Yes	mg/L
Zinc	18/46	1.00E+00	5.40E-02	Yes	mg/L
1,1-Dichloroethene	1/17	2.40E-02			mg/L
Carbon tetrachloride	2/50	1.60E-01			mg/L
Chloroform	1/50	2.00E-03			mg/L
Tetrachloroethene	4/74	2.30E-01			mg/L
Trichloroethene	94/94	4.60E+02			mg/L
cis-1,2-Dichloroethene	4/46	2.20E-01			mg/L
trans-1,2-Dichloroethene	2/46	1.20E+00			mg/L
Alpha activity	60/79	6.59E+01			pCi/L
Americium-241	3/4	7.00E-02			pCi/L
Beta activity	69/79	9.83E+03			pCi/L
Cesium-137	3/5	1.29E+01			pCi/L
Neptunium-237	6/8	1.44E+01	8.00E-01	Yes	pCi/L
Plutonium-239	2/8	9.00E-02			pCi/L
Radon-222	4/4	6.04E+02	6.26E+02	No	pCi/L
Technetium-99	85/88	1.67E+04	2.23E+01	Yes	pCi/L
Thorium-230	7/8	1.10E+00	1.10E+00	Yes	pCi/L
Uranium-234	3/4	1.50E-01			pCi/L
Uranium-235	2/4	2.00E-02	3.00E-01	No	pCi/L
Uranium-238	3/4	5.00E-02	7.00E-01	No	pCi/L

----- AREA_CODE=a MEDIA=UCRS Groundwater -----

Analyte	Frequency of Detection	Maximum detected concentration	Background concentration	Exceed Background?	Units
Aluminum	14/14	1.28E+01			mg/L
Antimony	1/15	2.79E-02			mg/L
Arsenic	1/15	8.00E-03			mg/L
Barium	15/15	1.98E-01			mg/L
Beryllium	1/15	5.56E-04			mg/L
Calcium	15/15	5.75E+01			mg/L
Chloride	14/14	1.56E+02			mg/L
Chromium	1/16	1.42E-02			mg/L
Cobalt	1/15	2.00E-03			mg/L

Table 2.8 Comparison of maximum detected concentrations and activities to background concentrations (continued)

----- AREA_CODE=a MEDIA=UCRS Groundwater -----
(continued)

Analyte	Frequency of Detection	Maximum detected concentration	Background concentration	Exceed Background?	Units
Copper	1/15	1.00E-02			mg/L
Fluoride	4/13	1.70E-01			mg/L
Iron	15/15	5.43E+00			mg/L
Lead	2/4	6.90E-02			mg/L
Magnesium	15/15	1.93E+01			mg/L
Manganese	14/15	1.13E-01			mg/L
Nickel	2/15	4.15E-01			mg/L
Nitrate as Nitrogen	6/14	1.90E+00			mg/L
Potassium	2/14	2.95E+00			mg/L
Silica	3/3	3.80E+01			mg/L
Sodium	15/15	1.26E+02			mg/L
Tetraoxo-sulfate(1-)	14/14	1.36E+02			mg/L
Uranium	2/6	3.10E-02			mg/L
Vanadium	10/14	1.57E-01			mg/L
Zinc	6/15	5.50E-02			mg/L
1,1-Dichloroethene	1/16	1.60E-03			mg/L
Bis(2-ethylhexyl)phthalate	1/1	1.00E-03			mg/L
Chloroform	1/16	1.30E-02			mg/L
Trichloroethene	34/36	7.80E+02			mg/L
cis-1,2-Dichloroethene	1/25	1.30E-01			mg/L
trans-1,2-Dichloroethene	2/25	5.00E-01			mg/L
Alpha activity	28/31	4.22E+01			pCi/L
Beta activity	31/31	6.72E+02			pCi/L
Neptunium-237	2/2	9.00E-01			pCi/L
Plutonium-239	1/2	1.00E-01			pCi/L
Radon-222	1/1	4.61E+02			pCi/L
Technetium-99	20/22	1.20E+02			pCi/L
Thorium-230	2/2	7.00E-01			pCi/L

----- AREA_CODE=b MEDIA=McNairy Groundwater -----

Analyte	Frequency of Detection	Maximum detected concentration	Background concentration	Exceed Background?	Units
Aluminum	2/35	1.50E+00	6.87E-01	Yes	mg/L
Antimony	1/13	1.85E-01	6.00E-02	Yes	mg/L
Barium	4/5	1.70E-01	2.96E-01	No	mg/L
Calcium	35/35	2.76E+01	3.89E+01	No	mg/L
Chloride	32/32	5.51E+01	1.97E+01	Yes	mg/L
Fluoride	14/14	1.70E-01	3.30E-01	No	mg/L
Iron	34/35	1.66E+01	1.84E+01	No	mg/L
Magnesium	35/35	1.23E+01	1.34E+01	No	mg/L
Manganese	34/35	9.11E-01	9.41E-01	No	mg/L
Nitrate as Nitrogen	1/32	5.60E+00	1.47E+00	Yes	mg/L
Potassium	16/32	5.58E+00	5.58E+01	No	mg/L
Silica	26/26	2.70E+01	2.60E+01	Yes	mg/L
Sodium	35/35	3.81E+01	2.92E+01	Yes	mg/L
Tetraoxo-sulfate(1-)	17/31	1.72E+01			mg/L
Vanadium	1/1	4.00E-02	1.26E-01	No	mg/L
Zinc	2/5	8.00E-02	1.42E-01	No	mg/L
Trichloroethene	4/43	9.60E+00			mg/L
Alpha activity	28/35	7.30E+00			pCi/L
Beta activity	34/35	1.48E+03			pCi/L
Neptunium-237	2/3	4.00E-01	5.00E-01	No	pCi/L
Plutonium-238	1/2	5.00E-02			pCi/L
Radium-226	2/3	8.60E-01	1.20E+00	No	pCi/L
Radon-222	31/31	2.91E+02	2.95E+02	No	pCi/L

Table 2.8 Comparison of maximum detected concentrations and activities to background concentrations (continued)

----- AREA_CODE=b MEDIA=McNairy Groundwater -----
(continued)

Analyte	Frequency of Detection	Maximum detected concentration	Background concentration	Exceed Background?	Units
Technetium-99	28/43	1.95E+03	2.06E+01	Yes	pCi/L
Thorium-230	1/2	1.00E-02			pCi/L

----- AREA_CODE=b MEDIA=RGA Groundwater -----

Analyte	Frequency of Detection	Maximum detected concentration	Background concentration	Exceed Background?	Units
Aluminum	106/298	1.43E+02	2.19E+00	Yes	mg/L
Arsenic	28/399	1.40E-01	5.00E-03	Yes	mg/L
Barium	99/105	2.20E+00	2.35E-01	Yes	mg/L
Beryllium	9/111	1.40E-02	4.00E-03	Yes	mg/L
Cadmium	3/411	2.13E-01	1.00E-02	Yes	mg/L
Calcium	340/340	4.87E+01	4.12E+01	Yes	mg/L
Chloride	318/318	5.86E+02	9.10E+01	Yes	mg/L
Chromium	50/411	8.89E-01	1.44E-01	Yes	mg/L
Cobalt	3/105	9.00E-02	4.50E-02	Yes	mg/L
Copper	15/114	8.10E-02	3.60E-02	Yes	mg/L
Fluoride	115/185	7.10E-01	2.70E-01	Yes	mg/L
Iron	244/343	4.18E+02	5.03E+00	Yes	mg/L
Lead	8/370	4.32E-01	1.29E-01	Yes	mg/L
Magnesium	343/343	2.88E+01	1.63E+01	Yes	mg/L
Manganese	218/334	8.20E+00	1.19E-01	Yes	mg/L
Mercury	1/359	3.00E-04	2.00E-04	Yes	mg/L
Molybdenum	3/81	2.50E-02	5.00E-02	No	mg/L
Nickel	57/117	5.70E-01	6.82E-01	No	mg/L
Nitrate as Nitrogen	201/304	3.93E+01	1.56E+01	Yes	mg/L
Nitrate/Nitrite	6/6	9.40E+00	1.56E+01	No	mg/L
Potassium	25/309	2.44E+01	5.20E+00	Yes	mg/L
Selenium	1/369	4.76E-01	5.00E-03	Yes	mg/L
Silica	188/188	4.50E+01	2.64E+01	Yes	mg/L
Silver	1/55	5.70E-03			mg/L
Sodium	342/342	1.62E+02	5.95E+01	Yes	mg/L
Sulfate	27/27	4.20E+01	1.99E+01	Yes	mg/L
Tetraoxo-sulfate(1-)	291/292	2.24E+02			mg/L
Tin	3/13	8.00E-01			mg/L
Total Phosphate as Phosphorus	12/260	3.49E+01			mg/L
Uranium	17/416	1.90E-01	2.00E-03	Yes	mg/L
Vanadium	48/63	2.10E-01	1.34E-01	Yes	mg/L
Zinc	44/116	2.29E-01	5.40E-02	Yes	mg/L
1,1,2-Trichloro-1,2,2-trifluoroethane	2/4	5.70E-03			mg/L
1,1,2-Trichloroethane	1/446	2.00E-03			mg/L
1,1-Dichloroethane	1/420	4.10E-03			mg/L
1,1-Dichloroethene	1/419	1.30E-03			mg/L
1,2-Dichloroethane	1/449	1.10E-03			mg/L
4-Methyl-2-pentanone	1/9	2.50E-03			mg/L
Acetone	4/11	2.30E-02			mg/L
Carbon tetrachloride	2/450	1.60E-02			mg/L
Chlorobenzene	1/9	2.00E-03			mg/L
Chloroform	3/448	1.40E-02			mg/L
Di-n-butyl phthalate	1/1	8.00E-03			mg/L
Ethane	8/11	1.97E-01			mg/L
Ethylene	8/11	4.17E+00			mg/L
Methylene chloride	1/9	5.00E-03			mg/L
Tetrachloroethene	2/449	3.20E-01			mg/L
Toluene	3/424	1.10E-02			mg/L
Trichloroethene	495/791	3.00E+01			mg/L

Table 2.8 Comparison of maximum detected concentrations and activities to background concentrations (continued)

----- AREA_CODE=b MEDIA=RGa Groundwater -----
(continued)

Analyte	Frequency of Detection	Maximum detected concentration	Background concentration	Exceed Background?	Units
Vinyl chloride	2/462	6.30E+00			mg/L
cis-1,2-Dichloroethene	11/457	4.20E+00			mg/L
trans-1,2-Dichloroethene	2/458	3.80E-03			mg/L
Alpha activity	329/529	5.59E+01			pCi/L
Americium-241	9/15	3.50E+00			pCi/L
Beta activity	463/529	5.29E+03			pCi/L
Cesium-137	3/26	8.00E-01			pCi/L
Cobalt-60	7/9	2.30E+00			pCi/L
Neptunium-237	19/35	5.00E-01	8.00E-01	No	pCi/L
Plutonium-238	9/13	7.00E-02			pCi/L
Plutonium-239	9/15	1.30E-01	1.00E-01	Yes	pCi/L
Plutonium-239/240	5/7	3.06E-02			pCi/L
Radium-226	27/31	7.39E+02	6.00E-01	Yes	pCi/L
Radon-222	247/247	2.23E+03	6.26E+02	Yes	pCi/L
Technetium-99	933/1E3	5.80E+03	2.23E+01	Yes	pCi/L
Thorium-230	22/29	4.70E+00	1.10E+00	Yes	pCi/L
Uranium-234	15/21	2.00E+02	7.00E-01	Yes	pCi/L
Uranium-235	4/12	9.96E+00	3.00E-01	Yes	pCi/L
Uranium-235/236	8/10	3.50E-01	3.00E-01	Yes	pCi/L
Uranium-238	14/18	2.11E+02	7.00E-01	Yes	pCi/L

----- AREA_CODE=b MEDIA=UCRS Groundwater -----

Analyte	Frequency of Detection	Maximum detected concentration	Background concentration	Exceed Background?	Units
Aluminum	68/88	5.41E+01			mg/L
Arsenic	61/196	4.53E-01			mg/L
Barium	64/65	5.85E-01			mg/L
Beryllium	3/67	4.00E-04			mg/L
Cadmium	5/200	1.80E-02			mg/L
Calcium	105/105	1.05E+02			mg/L
Chloride	104/105	6.29E+02			mg/L
Chromium	36/200	1.36E+00			mg/L
Cobalt	1/65	7.50E-03			mg/L
Copper	3/68	2.20E-02			mg/L
Fluoride	58/78	2.40E+00			mg/L
Iron	90/102	3.44E+02			mg/L
Lead	1/150	1.80E-03			mg/L
Magnesium	105/105	5.30E+01			mg/L
Manganese	76/100	8.73E-01			mg/L
Mercury	1/148	3.00E-04			mg/L
Molybdenum	1/58	1.00E-02			mg/L
Nickel	38/68	2.30E+00			mg/L
Nitrate as Nitrogen	20/97	5.70E+00			mg/L
Nitrate/Nitrite	5/5	2.10E+00			mg/L
Potassium	7/99	9.34E+00			mg/L
Selenium	4/150	1.60E-02			mg/L
Silica	41/41	7.90E+01			mg/L
Silver	1/14	5.00E-03			mg/L
Sodium	105/105	2.81E+02			mg/L
Sulfate	14/14	2.19E+02			mg/L
Tetraoxo-sulfate(1-)	90/91	4.90E+02			mg/L
Thallium	2/53	9.10E-02			mg/L
Tin	1/4	2.60E-02			mg/L
Uranium	18/165	1.10E-01			mg/L
Vanadium	50/56	5.04E-01			mg/L

Table 2.8 Comparison of maximum detected concentrations and activities to background concentrations (continued)

----- AREA_CODE=b MEDIA=UCRS Groundwater -----
(continued)

Analyte	Frequency of Detection	Maximum detected concentration	Background concentration	Exceed Background?	Units
Zinc	36/68	8.00E-02			mg/L
1,1-Dichloroethane	2/75	1.20E-02			mg/L
1,1-Dichloroethene	2/74	2.90E-03			mg/L
1,2-Dichloroethene	1/3	1.40E-02			mg/L
2,4-Dichlorophenol	1/3	4.00E-04			mg/L
2,4-Dimethylphenol	1/3	4.40E-03			mg/L
4-Methyl-2-pentanone	1/6	1.90E-03			mg/L
4-Methylphenol	1/3	2.10E-04			mg/L
Acetone	1/7	5.20E-03			mg/L
Benzene	1/71	7.80E-03			mg/L
Chloroethane	1/9	8.20E-01			mg/L
Di-n-butyl phthalate	3/3	9.80E-04			mg/L
Diethyl phthalate	1/3	8.50E-04			mg/L
Dimethylbenzene	1/72	7.20E-03			mg/L
Ethane	3/4	3.03E-01			mg/L
Ethylbenzene	1/72	8.70E-04			mg/L
Ethylene	3/4	3.96E+00			mg/L
Isophorone	1/3	6.60E-03			mg/L
Toluene	1/72	1.80E-02			mg/L
Trichloroethene	218/291	3.10E+03			mg/L
Vinyl chloride	34/113	5.00E+00			mg/L
cis-1,2-Dichloroethene	55/109	4.90E+00			mg/L
trans-1,2-Dichloroethene	1/109	5.10E-03			mg/L
Alpha activity	133/175	3.00E+01			pCi/L
Americium-241	2/5	3.40E-01			pCi/L
Beta activity	148/175	1.26E+03			pCi/L
Cobalt-60	2/3	1.20E+00			pCi/L
Neptunium-237	7/12	4.00E-01			pCi/L
Plutonium-238	1/2	8.00E-02			pCi/L
Plutonium-239	4/9	7.60E-01			pCi/L
Plutonium-239/240	1/1	2.07E-02			pCi/L
Radium-226	2/5	6.00E-01			pCi/L
Radon-222	38/38	2.05E+03			pCi/L
Technetium-99	313/333	8.78E+02			pCi/L
Thorium-230	9/11	8.00E-01			pCi/L
Uranium-234	9/11	1.44E+01			pCi/L
Uranium-235	5/8	9.10E-01			pCi/L
Uranium-235/236	4/5	8.00E-02			pCi/L
Uranium-238	9/9	3.48E+01			pCi/L

----- AREA_CODE=c MEDIA=RGA Groundwater -----

Analyte	Frequency of Detection	Maximum detected concentration	Background concentration	Exceed Background?	Units
Aluminum	9/16	2.16E+01	2.19E+00	Yes	mg/L
Barium	32/33	3.60E-01	2.35E-01	Yes	mg/L
Calcium	33/33	3.99E+01	4.12E+01	No	mg/L
Chloride	33/33	1.20E+02	9.10E+01	Yes	mg/L
Chromium	11/33	8.62E+00	1.44E-01	Yes	mg/L
Copper	5/33	1.31E-01	3.60E-02	Yes	mg/L
Fluoride	28/32	2.40E-01	2.70E-01	No	mg/L
Iron	25/33	6.64E+01	5.03E+00	Yes	mg/L
Magnesium	33/33	1.43E+01	1.63E+01	No	mg/L
Manganese	27/33	1.09E+00	1.19E-01	Yes	mg/L
Molybdenum	2/16	1.00E-01	5.00E-02	Yes	mg/L
Nickel	10/33	6.73E-01	6.82E-01	No	mg/L

Table 2.8 Comparison of maximum detected concentrations and activities to background concentrations (continued)

----- AREA_CODE=c MEDIA=RGa Groundwater -----
(continued)

Analyte	Frequency of Detection	Maximum detected concentration	Background concentration	Exceed Background?	Units
Nitrate as Nitrogen	20/33	3.00E+00	1.56E+01	No	mg/L
Potassium	5/30	8.33E+00	5.20E+00	Yes	mg/L
Silica	16/16	3.60E+01	2.64E+01	Yes	mg/L
Sodium	33/33	8.74E+01	5.95E+01	Yes	mg/L
Sulfate	4/4	3.35E+01	1.99E+01	Yes	mg/L
Tetraoxo-sulfate(1-)	29/29	1.43E+02			mg/L
Uranium	2/58	1.00E-03			mg/L
Vanadium	8/10	1.31E-01	1.34E-01	No	mg/L
Zinc	11/33	1.30E-01	5.40E-02	Yes	mg/L
1,1-Dichloroethene	2/72	6.50E-02			mg/L
Chloroform	2/72	5.00E-03			mg/L
Trichloroethene	78/112	1.50E+00			mg/L
cis-1,2-Dichloroethene	2/72	9.80E-03			mg/L
Alpha activity	91/111	1.92E+01			pCi/L
Beta activity	110/111	2.02E+03			pCi/L
Radon-222	16/16	6.59E+03	6.26E+02	Yes	pCi/L
Technetium-99	108/113	3.15E+03	2.23E+01	Yes	pCi/L

----- AREA_CODE=c MEDIA=UCRS Groundwater -----

Analyte	Frequency of Detection	Maximum detected concentration	Background concentration	Exceed Background?	Units
Aluminum	6/6	5.92E+00			mg/L
Barium	6/6	1.61E-01			mg/L
Calcium	6/6	3.45E+01			mg/L
Chloride	5/5	6.10E+01			mg/L
Iron	6/6	6.44E+00			mg/L
Magnesium	6/6	1.32E+01			mg/L
Manganese	6/6	3.22E-01			mg/L
Nitrate as Nitrogen	2/5	1.20E+00			mg/L
Potassium	1/6	2.44E+00			mg/L
Silica	5/5	6.40E+01			mg/L
Sodium	6/6	9.14E+01			mg/L
Tetraoxo-sulfate(1-)	5/5	1.28E+02			mg/L
Uranium	2/10	4.00E-03			mg/L
Vanadium	4/6	7.10E-02			mg/L
Zinc	5/6	6.90E-02			mg/L
Benzene	1/7	1.00E-03			mg/L
Chloroform	6/8	1.70E-02			mg/L
Trichloroethene	5/22	9.40E-02			mg/L
Alpha activity	20/23	1.33E+01			pCi/L
Beta activity	23/23	9.50E+01			pCi/L
Technetium-99	23/23	9.40E+01			pCi/L

----- AREA_CODE=d MEDIA=McNairy Groundwater -----

Analyte	Frequency of Detection	Maximum detected concentration	Background concentration	Exceed Background?	Units
Aluminum	5/9	2.10E-01			mg/L
Barium	13/13	1.68E-01	2.96E-01	No	mg/L
Calcium	13/13	2.18E+01	3.89E+01	No	mg/L
Chloride	13/13	1.10E+01	1.97E+01	No	mg/L
Copper	2/13	2.00E-02	5.70E-02	No	mg/L

Table 2.8 Comparison of maximum detected concentrations and activities to background concentrations (continued)

----- AREA_CODE=d MEDIA=McNairy Groundwater -----
(continued)

Analyte	Frequency of Detection	Maximum detected concentration	Background concentration	Exceed Background?	Units
Fluoride	11/11	1.80E-01	3.30E-01	No	mg/L
Iron	13/13	1.02E+01	1.84E+01	No	mg/L
Magnesium	13/13	7.51E+00	1.34E+01	No	mg/L
Manganese	13/13	5.14E-01	9.41E-01	No	mg/L
Potassium	9/12	1.23E+01	5.58E+01	No	mg/L
Silica	9/9	3.40E+01	2.60E+01	Yes	mg/L
Sodium	13/13	2.10E+01	2.92E+01	No	mg/L
Tetraoxo-sulfate(1-)	10/10	2.89E+01			mg/L
Thallium	1/7	1.02E+00	6.44E-01	Yes	mg/L
Vanadium	4/7	6.60E-02	1.26E-01	No	mg/L
Zinc	12/13	1.90E-01	1.42E-01	Yes	mg/L
Trichloroethene	1/15	3.00E-03			mg/L
Alpha activity	13/15	6.70E+00			pCi/L
Beta activity	15/15	4.70E+01			pCi/L
Neptunium-237	4/7	4.00E-01	5.00E-01	No	pCi/L
Plutonium-239	1/7	1.00E-01			pCi/L
Radium-226	6/6	8.00E-01	1.20E+00	No	pCi/L
Radon-222	13/13	1.45E+02	2.95E+02	No	pCi/L
Technetium-99	11/15	2.30E+01			pCi/L
Thorium-230	5/7	8.00E-01			pCi/L

----- AREA_CODE=d MEDIA=Other Groundwater -----

Analyte	Frequency of Detection	Maximum detected concentration	Background concentration	Exceed Background?	Units
Methylene chloride	1/1	5.00E-03			mg/L

----- AREA_CODE=d MEDIA=RGa Groundwater -----

Analyte	Frequency of Detection	Maximum detected concentration	Background concentration	Exceed Background?	Units
Aluminum	34/39	1.33E+01	2.19E+00	Yes	mg/L
Arsenic	4/98	1.20E-01	5.00E-03	Yes	mg/L
Barium	65/68	6.86E-01	2.35E-01	Yes	mg/L
Beryllium	1/65	1.20E-03	4.00E-03	No	mg/L
Cadmium	2/100	3.70E-03	1.00E-02	No	mg/L
Calcium	66/66	4.67E+01	4.12E+01	Yes	mg/L
Chloride	59/59	1.73E+02	9.10E+01	Yes	mg/L
Chromium	15/95	4.60E-01	1.44E-01	Yes	mg/L
Cobalt	7/65	4.50E-02	4.50E-02	Yes	mg/L
Copper	6/67	2.50E-02	3.60E-02	No	mg/L
Fluoride	39/58	5.20E-01	2.70E-01	Yes	mg/L
Iron	54/69	1.98E+01	5.03E+00	Yes	mg/L
Lead	13/88	2.50E-01	1.29E-01	Yes	mg/L
Magnesium	69/69	4.72E+01	1.63E+01	Yes	mg/L
Manganese	63/69	6.32E+00	1.19E-01	Yes	mg/L
Nickel	22/70	3.27E-01	6.82E-01	No	mg/L
Nitrate as Nitrogen	17/59	2.20E+00			mg/L
Potassium	25/61	1.70E+01	5.20E+00	Yes	mg/L
Selenium	3/87	4.90E-03			mg/L
Silica	32/32	4.40E+01	2.64E+01	Yes	mg/L
Silver	1/37	2.60E-03			mg/L
Sodium	69/69	2.66E+02	5.95E+01	Yes	mg/L

Table 2.8 Comparison of maximum detected concentrations and activities to background concentrations (continued)

----- AREA_CODE=d MEDIA=RGa Groundwater -----
(continued)

Analyte	Frequency of Detection	Maximum detected concentration	Background concentration	Exceed Background?	Units
Strontium	3/3	3.33E-01			mg/L
Tetraoxo-sulfate(1-)	37/54	2.00E+01			mg/L
Tin	1/1	8.00E-01			mg/L
Uranium	6/120	2.00E-02	2.00E-03	Yes	mg/L
Vanadium	17/35	4.36E-01	1.34E-01	Yes	mg/L
Zinc	27/67	8.28E-02	5.40E-02	Yes	mg/L
Bis(2-ethylhexyl)phthalate	2/7	2.00E-03			mg/L
Butyl benzyl phthalate	1/7	1.00E-03			mg/L
Di-n-butyl phthalate	1/7	2.10E-02			mg/L
Dimethylbenzene	1/114	2.20E+00			mg/L
Ethylbenzene	1/114	8.70E-01			mg/L
Methylene chloride	7/9	1.30E-01			mg/L
Tetrachloroethene	1/95	5.00E-03			mg/L
Trichloroethene	149/204	2.30E+01			mg/L
cis-1,2-Dichloroethene	8/95	2.90E-02			mg/L
Alpha activity	126/166	1.13E+01			pCi/L
Americium-241	1/2	5.00E-01			pCi/L
Beta activity	152/166	1.00E+03			pCi/L
Cesium-137	3/4	2.07E+01			pCi/L
Cobalt-60	1/2	2.00E-01			pCi/L
Neptunium-237	11/15	5.00E-01	8.00E-01	No	pCi/L
Plutonium-239	1/15	2.00E-01	1.00E-01	Yes	pCi/L
Radium-226	13/14	2.00E+00	6.00E-01	Yes	pCi/L
Radon-222	44/44	9.48E+03	6.26E+02	Yes	pCi/L
Technetium-99	168/214	3.67E+02	2.23E+01	Yes	pCi/L
Thorium-230	12/15	1.00E+00			pCi/L
Uranium-234	6/7	2.90E+00	7.00E-01	Yes	pCi/L
Uranium-235	4/6	2.48E-01	3.00E-01	No	pCi/L
Uranium-238	4/7	6.69E+00	7.00E-01	Yes	pCi/L

----- AREA_CODE=d MEDIA=UCRS Groundwater -----

Analyte	Frequency of Detection	Maximum detected concentration	Background concentration	Exceed Background?	Units
Aluminum	41/43	6.24E+01			mg/L
Ammonia as Nitrogen	2/4	1.60E-01			mg/L
Antimony	2/39	2.57E-02			mg/L
Arsenic	7/46	2.20E-02			mg/L
Barium	41/48	8.88E-01			mg/L
Beryllium	1/39	1.70E-03			mg/L
Cadmium	1/48	1.20E-02			mg/L
Calcium	38/38	3.78E+02			mg/L
Chloride	38/38	3.10E+02			mg/L
Chromium	9/40	1.30E-01			mg/L
Cobalt	7/39	6.76E-02			mg/L
Copper	12/38	3.30E-02			mg/L
Cyanide	2/5	1.00E-02			mg/L
Fluoride	23/38	4.50E-01			mg/L
Iron	47/47	7.54E+01			mg/L
Kjeldahl Nitrogen	3/4	8.95E+00			mg/L
Lead	7/39	1.38E+00			mg/L
Magnesium	47/47	9.40E+01			mg/L
Manganese	47/47	2.70E+01			mg/L
Mercury	1/28	2.00E-04			mg/L
Nickel	8/48	9.30E-02			mg/L
Nitrate as Nitrogen	12/34	2.69E+01			mg/L

Table 2.8 Comparison of maximum detected concentrations and activities to background concentrations (continued)

----- AREA_CODE=d MEDIA=UCRS Groundwater -----
(continued)

Analyte	Frequency of Detection	Maximum detected concentration	Background concentration	Exceed Background?	Units
Nitrate/Nitrite	2/4	9.38E+00			mg/L
Orthophosphate	3/3	1.60E-01			mg/L
Potassium	22/46	2.98E+01			mg/L
Selenium	5/29	8.70E-03			mg/L
Silica	38/38	6.70E+01			mg/L
Silver	2/11	4.40E-03			mg/L
Sodium	47/47	2.79E+02			mg/L
Strontium	9/10	1.64E+00			mg/L
Sulfate	3/4	5.90E+01			mg/L
Sulfide	3/4	6.40E+01			mg/L
Tetraoxo-sulfate(1-)	29/33	6.95E+02			mg/L
Uranium	19/45	1.30E-01			mg/L
Vanadium	30/34	7.11E-01			mg/L
Zinc	19/39	9.90E-02			mg/L
1,1,1-Trichloroethane	2/24	1.60E-02			mg/L
1,1-Dichloroethane	1/23	8.00E-03			mg/L
1,1-Dichloroethene	7/29	2.00E-01			mg/L
1,2-Dichloroethane	1/23	2.00E-03			mg/L
1,2-Dichloroethene	1/7	5.00E-03			mg/L
Benzene	1/98	5.00E-03			mg/L
Dimethylbenzene	12/98	2.80E+00			mg/L
Ethylbenzene	14/99	1.50E+00			mg/L
Fluorene	1/12	7.00E-03			mg/L
Methylene chloride	6/6	1.80E-02			mg/L
Naphthalene	1/12	4.70E-02			mg/L
Phenanthrene	1/12	5.00E-03			mg/L
Trichloroethene	57/121	9.80E+01			mg/L
cis-1,2-Dichloroethene	2/18	9.00E-03			mg/L
Alpha activity	107/115	5.75E+01			pCi/L
Beta activity	112/115	1.00E+03			pCi/L
Neptunium-237	1/2	2.37E+00			pCi/L
Plutonium-238	2/2	1.10E-01			pCi/L
Radon-222	5/5	5.12E+02			pCi/L
Technetium-99	103/118	1.01E+03			pCi/L
Thorium-228	2/2	6.40E-01			pCi/L
Thorium-230	2/2	6.90E-01			pCi/L
Thorium-232	2/2	4.90E-01			pCi/L
Uranium-234	5/5	1.84E+01			pCi/L
Uranium-235	1/1	1.22E+00			pCi/L
Uranium-238	4/5	4.19E+01			pCi/L

----- AREA_CODE=e MEDIA=McNairy Groundwater -----

Analyte	Frequency of Detection	Maximum detected concentration	Background concentration	Exceed Background?	Units
Aluminum	6/40	9.04E+01	6.87E-01	Yes	mg/L
Arsenic	2/11	3.60E-02	5.00E-03	Yes	mg/L
Barium	6/11	6.70E-01	2.96E-01	Yes	mg/L
Beryllium	1/11	1.70E-02	1.70E-02	Yes	mg/L
Cadmium	1/11	2.10E-02	1.00E-02	Yes	mg/L
Calcium	41/41	1.18E+02	3.89E+01	Yes	mg/L
Chloride	38/38	2.42E+01	1.97E+01	Yes	mg/L
Chromium	2/9	2.32E-01	6.00E-02	Yes	mg/L
Cobalt	1/11	1.21E-01	9.60E-02	Yes	mg/L
Copper	3/11	1.63E-01	5.70E-02	Yes	mg/L
Fluoride	20/20	3.90E-01	3.30E-01	Yes	mg/L

Table 2.8 Comparison of maximum detected concentrations and activities to background concentrations (continued)

----- AREA_CODE=e MEDIA=McNairy Groundwater -----
(continued)

Analyte	Frequency of Detection	Maximum detected concentration	Background concentration	Exceed Background?	Units
Iron	41/41	1.79E+02	1.84E+01	Yes	mg/L
Magnesium	41/41	6.46E+01	1.34E+01	Yes	mg/L
Manganese	41/41	3.91E+00	9.41E-01	Yes	mg/L
Nickel	2/11	1.09E-01	1.09E-01	Yes	mg/L
Nitrate as Nitrogen	1/38	1.00E+00			mg/L
Potassium	27/40	8.61E+01	5.58E+01	Yes	mg/L
Silica	30/30	5.80E+01	2.60E+01	Yes	mg/L
Sodium	41/41	7.65E+01	2.92E+01	Yes	mg/L
Sulfate	2/2	1.17E+03	2.89E+01	Yes	mg/L
Tetraoxo-sulfate(1-)	36/36	1.97E+01			mg/L
Thallium	1/4	1.23E-01	6.44E-01	No	mg/L
Total Phosphate as Phosphorus	1/35	5.20E+00			mg/L
Uranium	2/11	1.80E-02	1.00E-03	Yes	mg/L
Vanadium	3/4	8.36E-01	1.26E-01	Yes	mg/L
Zinc	8/11	5.64E-01	1.42E-01	Yes	mg/L
Trichloroethene	5/52	7.00E-03			mg/L
Alpha activity	43/48	1.07E+02			pCi/L
Beta activity	48/48	2.36E+02			pCi/L
Radon-222	31/31	3.91E+02	2.95E+02	Yes	pCi/L
Technetium-99	40/53	5.30E+01	2.06E+01	Yes	pCi/L
Thorium-230	1/1	1.00E-01			pCi/L

----- AREA_CODE=e MEDIA=RGA Groundwater -----

Analyte	Frequency of Detection	Maximum detected concentration	Background concentration	Exceed Background?	Units
Aluminum	94/348	4.81E+01	2.19E+00	Yes	mg/L
Arsenic	1/158	7.00E-03	5.00E-03	Yes	mg/L
Barium	158/159	4.98E-01	2.35E-01	Yes	mg/L
Beryllium	3/158	6.00E-03	4.00E-03	Yes	mg/L
Cadmium	2/159	2.40E-02	1.00E-02	Yes	mg/L
Calcium	374/374	7.82E+01	4.12E+01	Yes	mg/L
Chloride	345/345	4.99E+01	9.10E+01	No	mg/L
Chromium	11/161	1.12E-01	1.44E-01	No	mg/L
Cobalt	2/159	8.10E-02	4.50E-02	Yes	mg/L
Copper	29/159	1.87E+00	3.60E-02	Yes	mg/L
Fluoride	217/222	6.50E-01	2.70E-01	Yes	mg/L
Iron	226/378	2.91E+02	5.03E+00	Yes	mg/L
Lead	1/69	6.00E-02	1.29E-01	No	mg/L
Magnesium	376/376	1.42E+01	1.63E+01	No	mg/L
Manganese	158/375	5.93E+00	1.19E-01	Yes	mg/L
Molybdenum	1/129	6.60E-02	5.00E-02	Yes	mg/L
Nickel	21/160	2.59E-01	6.82E-01	No	mg/L
Nitrate as Nitrogen	328/346	1.42E+01	1.56E+01	No	mg/L
Potassium	44/353	4.41E+01	5.20E+00	Yes	mg/L
Silica	207/208	3.50E+01	2.64E+01	Yes	mg/L
Silver	1/59	3.90E-01	1.10E-02	Yes	mg/L
Sodium	376/376	6.30E+01	5.95E+01	Yes	mg/L
Sulfate	21/22	3.56E+02	1.99E+01	Yes	mg/L
Tetraoxo-sulfate(1-)	323/323	5.00E+01			mg/L
Thallium	2/99	1.00E-01	5.60E-02	Yes	mg/L
Total Phosphate as Phosphorus	3/248	2.80E+00			mg/L
Uranium	8/132	1.20E-02	2.00E-03	Yes	mg/L
Vanadium	74/102	2.76E-01	1.34E-01	Yes	mg/L
Zinc	69/161	4.00E-01	5.40E-02	Yes	mg/L
2-Butanone	2/2	1.70E-01			mg/L

Table 2.8 Comparison of maximum detected concentrations and activities to background concentrations (continued)

----- AREA_CODE=e MEDIA=RGa Groundwater -----
(continued)

Analyte	Frequency of Detection	Maximum detected concentration	Background concentration	Exceed Background?	Units
Acetone	1/1	1.40E-02			mg/L
Dimethylbenzene	1/350	6.00E-03			mg/L
Trichloroethene	439/472	1.67E+02			mg/L
trans-1,2-Dichloroethene	1/422	5.00E-03			mg/L
Alpha activity	390/532	1.88E+02			pCi/L
Beta activity	530/532	1.81E+03			pCi/L
Cobalt-60	1/1	8.00E-01			pCi/L
Neptunium-237	8/14	5.00E-01	8.00E-01	No	pCi/L
Plutonium-239	3/14	1.00E-01			pCi/L
Radium-226	1/1	2.00E-01	6.00E-01	No	pCi/L
Radon-222	255/255	8.61E+02	6.26E+02	Yes	pCi/L
Technetium-99	526/547	2.11E+03	2.23E+01	Yes	pCi/L
Thorium-230	11/14	1.60E+00	1.10E+00	Yes	pCi/L

----- AREA_CODE=e MEDIA=UCRS Groundwater -----

Analyte	Frequency of Detection	Maximum detected concentration	Background concentration	Exceed Background?	Units
Aluminum	16/28	8.00E+01			mg/L
Arsenic	1/6	8.00E-03			mg/L
Barium	6/6	1.01E+00			mg/L
Calcium	27/28	6.92E+01			mg/L
Chloride	22/22	2.13E+02			mg/L
Chromium	1/6	1.30E-01			mg/L
Copper	1/6	1.00E-01			mg/L
Fluoride	5/5	5.50E-01			mg/L
Iron	23/28	6.80E+01			mg/L
Magnesium	27/28	3.10E+01			mg/L
Manganese	5/28	1.60E-01			mg/L
Nickel	2/6	5.35E-01			mg/L
Nitrate as Nitrogen	1/22	1.00E+00			mg/L
Potassium	2/28	3.05E+00			mg/L
Silica	26/26	4.30E+01			mg/L
Sodium	27/28	1.45E+02			mg/L
Sulfate	1/1	3.42E+01			mg/L
Tetraoxo-sulfate(1-)	21/21	4.16E+01			mg/L
Uranium	4/5	4.00E-03			mg/L
Vanadium	3/3	7.60E-01			mg/L
Zinc	2/5	1.60E-01			mg/L
Trichloroethene	3/34	4.00E-03			mg/L
Alpha activity	33/34	1.43E+01			pCi/L
Beta activity	31/34	4.00E+01			pCi/L
Radon-222	21/21	2.53E+02			pCi/L
Technetium-99	24/34	1.80E+01			pCi/L

----- AREA_CODE=f MEDIA=McNairy Groundwater -----

Analyte	Frequency of Detection	Maximum detected concentration	Background concentration	Exceed Background?	Units
Aluminum	2/4	3.93E-01			mg/L
Barium	5/6	3.54E-01	2.96E-01	Yes	mg/L
Calcium	6/6	2.26E+01	3.89E+01	No	mg/L
Chloride	6/6	5.00E+00	1.97E+01	No	mg/L

Table 2.8 Comparison of maximum detected concentrations and activities to background concentrations (continued)

----- AREA_CODE=f MEDIA=McNairy Groundwater -----
(continued)

Analyte	Frequency of Detection	Maximum detected concentration	Background concentration	Exceed Background?	Units
Fluoride	5/5	2.70E-01	3.30E-01	No	mg/L
Iron	6/6	1.04E+01	1.84E+01	No	mg/L
Magnesium	6/6	6.20E+00	1.34E+01	No	mg/L
Manganese	6/6	3.50E-01	9.41E-01	No	mg/L
Potassium	5/5	3.11E+01	5.58E+01	No	mg/L
Silica	4/4	2.50E+01	2.60E+01	No	mg/L
Sodium	6/6	2.92E+01	2.92E+01	Yes	mg/L
Tetraoxo-sulfate(1-)	6/6	8.00E+00			mg/L
Zinc	3/6	3.40E-01	1.42E-01	Yes	mg/L
Alpha activity	13/13	1.75E+01			pCi/L
Beta activity	13/13	2.34E+02			pCi/L
Radon-222	4/4	2.67E+02	2.95E+02	No	pCi/L
Technetium-99	9/13	2.00E+01			pCi/L

----- AREA_CODE=f MEDIA=RGa Groundwater -----

Analyte	Frequency of Detection	Maximum detected concentration	Background concentration	Exceed Background?	Units
Aluminum	48/93	4.63E+01	2.19E+00	Yes	mg/L
Arsenic	1/104	1.28E-02	5.00E-03	Yes	mg/L
Barium	97/98	2.70E+00	2.35E-01	Yes	mg/L
Cadmium	3/106	3.42E-01	1.00E-02	Yes	mg/L
Calcium	106/106	7.00E+01	4.12E+01	Yes	mg/L
Chloride	105/105	1.23E+02	9.10E+01	Yes	mg/L
Chromium	42/91	9.16E-01	1.44E-01	Yes	mg/L
Copper	6/106	3.78E-01	3.60E-02	Yes	mg/L
Fluoride	88/90	2.30E-01	2.70E-01	No	mg/L
Iron	88/108	7.44E+01	5.03E+00	Yes	mg/L
Magnesium	106/106	2.27E+01	1.63E+01	Yes	mg/L
Manganese	58/106	2.21E+00	1.19E-01	Yes	mg/L
Nickel	35/106	4.48E-01	6.82E-01	No	mg/L
Nitrate as Nitrogen	82/97	2.90E+00	1.56E+01	No	mg/L
Potassium	54/102	1.97E+01	5.20E+00	Yes	mg/L
Silica	55/55	5.20E+01	2.64E+01	Yes	mg/L
Sodium	105/106	7.86E+01	5.95E+01	Yes	mg/L
Sulfate	21/22	6.76E+01	1.99E+01	Yes	mg/L
Tetraoxo-sulfate(1-)	79/83	1.60E+02			mg/L
Uranium	1/70	3.00E-03			mg/L
Vanadium	43/45	2.36E-01	1.34E-01	Yes	mg/L
Zinc	29/106	3.82E-01	5.40E-02	Yes	mg/L
1,1-Dichloroethene	3/148	2.00E-02			mg/L
1,2-Dichloroethene	1/6	1.40E-02			mg/L
Bis(2-ethylhexyl)phthalate	1/1	2.80E-02			mg/L
Carbon tetrachloride	2/175	6.00E-04			mg/L
Diethyl phthalate	1/1	1.10E-02			mg/L
Trichloroethene	206/214	2.40E+00			mg/L
cis-1,2-Dichloroethene	6/170	2.20E-02			mg/L
trans-1,2-Dichloroethene	1/170	1.00E-04			mg/L
Alpha activity	154/218	2.71E+01			pCi/L
Beta activity	205/218	1.59E+02			pCi/L
Neptunium-237	5/6	7.00E-01	8.00E-01	No	pCi/L
Plutonium-239	2/6	2.00E-01	1.00E-01	Yes	pCi/L
Radon-222	13/13	8.48E+02	6.26E+02	Yes	pCi/L
Technetium-99	176/222	1.68E+02	2.23E+01	Yes	pCi/L
Thorium-230	5/6	6.00E-01			pCi/L

Table 2.8 Comparison of maximum detected concentrations and activities to background concentrations (continued)

----- AREA_CODE=f MEDIA=UCRS Groundwater -----

Analyte	Frequency of Detection	Maximum detected concentration	Background concentration	Exceed Background?	Units
Aluminum	2/2	7.57E+00			mg/L
Barium	3/3	2.22E-01			mg/L
Calcium	3/3	2.27E+01			mg/L
Chloride	3/3	1.50E+01			mg/L
Copper	2/3	1.82E-01			mg/L
Fluoride	3/3	2.80E-01			mg/L
Iron	3/3	7.36E+00			mg/L
Magnesium	3/3	1.00E+01			mg/L
Manganese	3/3	1.25E-01			mg/L
Nitrate as Nitrogen	2/3	1.10E+00			mg/L
Potassium	1/2	2.16E+00			mg/L
Silica	2/2	3.80E+01			mg/L
Sodium	3/3	5.83E+01			mg/L
Tetraoxo-sulfate(1-)	3/3	4.96E+01			mg/L
Vanadium	2/2	8.10E-02			mg/L
Zinc	3/3	1.00E-01			mg/L
Trichloroethene	1/8	2.00E-03			mg/L
Alpha activity	7/8	1.15E+01			pCi/L
Beta activity	8/8	1.40E+01			pCi/L
Radon-222	1/1	4.71E+02			pCi/L
Technetium-99	4/8	7.70E+01			pCi/L

----- AREA_CODE=g MEDIA=McNairy Groundwater -----

Analyte	Frequency of Detection	Maximum detected concentration	Background concentration	Exceed Background?	Units
Aluminum	5/9	2.16E-01			mg/L
Arsenic	1/9	5.00E-03	5.00E-03	Yes	mg/L
Barium	9/9	1.11E-01	2.96E-01	No	mg/L
Calcium	9/9	3.26E+01	3.89E+01	No	mg/L
Chloride	9/9	1.30E+01	1.97E+01	No	mg/L
Copper	1/9	1.30E-02	5.70E-02	No	mg/L
Fluoride	7/7	2.10E-01	3.30E-01	No	mg/L
Iron	9/9	1.64E+01	1.84E+01	No	mg/L
Magnesium	9/9	7.79E+00	1.34E+01	No	mg/L
Manganese	9/9	7.14E-01	9.41E-01	No	mg/L
Mercury	1/7	4.50E-03	2.00E-04	Yes	mg/L
Nitrate as Nitrogen	1/9	1.30E+00			mg/L
Potassium	8/9	1.39E+01	5.58E+01	No	mg/L
Silica	9/9	3.00E+01	2.60E+01	Yes	mg/L
Sodium	9/9	2.90E+01	2.92E+01	No	mg/L
Tetraoxo-sulfate(1-)	6/6	1.70E+01			mg/L
Vanadium	4/7	6.40E-02	1.26E-01	No	mg/L
Zinc	4/9	3.30E-02	1.42E-01	No	mg/L
Alpha activity	9/10	6.90E+00			pCi/L
Beta activity	10/10	2.50E+01			pCi/L
Neptunium-237	4/7	5.00E-01	5.00E-01	Yes	pCi/L
Plutonium-239	2/7	2.00E-01	2.00E-01	Yes	pCi/L
Radium-226	5/6	1.30E+00	1.20E+00	Yes	pCi/L
Radon-222	9/9	1.78E+02	2.95E+02	No	pCi/L
Technetium-99	6/10	1.30E+01			pCi/L
Thorium-230	4/7	5.00E-01			pCi/L

Table 2.8 Comparison of maximum detected concentrations and activities to background concentrations (continued)

----- AREA_CODE=g MEDIA=RGA Groundwater -----

Analyte	Frequency of Detection	Maximum detected concentration	Background concentration	Exceed Background?	Units
Aluminum	25/31	1.10E+01	2.19E+00	Yes	mg/L
Arsenic	1/36	5.20E-03	5.00E-03	Yes	mg/L
Barium	35/36	2.00E-01	2.35E-01	No	mg/L
Cadmium	1/36	1.20E-02	1.00E-02	Yes	mg/L
Calcium	36/36	3.19E+01	4.12E+01	No	mg/L
Chloride	33/33	5.50E+01	9.10E+01	No	mg/L
Chromium	9/31	9.26E-01	1.44E-01	Yes	mg/L
Copper	8/36	1.20E-01	3.60E-02	Yes	mg/L
Fluoride	26/26	2.70E-01	2.70E-01	Yes	mg/L
Iron	32/36	1.88E+01	5.03E+00	Yes	mg/L
Lead	4/25	1.29E-01	1.29E-01	Yes	mg/L
Magnesium	36/36	1.08E+01	1.63E+01	No	mg/L
Manganese	24/36	4.09E-01	1.19E-01	Yes	mg/L
Nickel	10/35	1.66E+00	6.82E-01	Yes	mg/L
Nitrate as Nitrogen	32/33	4.10E+00	1.56E+01	No	mg/L
Potassium	15/35	5.51E+00	5.20E+00	Yes	mg/L
Silica	30/30	3.00E+01	2.64E+01	Yes	mg/L
Sodium	34/34	3.69E+01	5.95E+01	No	mg/L
Tetraoxo-sulfate(1-)	24/24	1.10E+01			mg/L
Uranium	1/69	2.00E-03			mg/L
Vanadium	21/26	1.23E-01	1.34E-01	No	mg/L
Zinc	17/36	5.30E+00	5.40E-02	Yes	mg/L
Trichloroethene	2/48	1.00E-03			mg/L
Alpha activity	147/205	1.13E+01			pCi/L
Beta activity	174/205	3.60E+01			pCi/L
Neptunium-237	11/21	8.00E-01	8.00E-01	Yes	pCi/L
Plutonium-239	4/21	1.00E-01			pCi/L
Radium-226	11/18	1.30E+00	6.00E-01	Yes	pCi/L
Radon-222	138/138	1.97E+03	6.26E+02	Yes	pCi/L
Technetium-99	59/583	2.90E+01	2.23E+01	Yes	pCi/L
Thorium-230	17/21	1.10E+00	1.10E+00	Yes	pCi/L

----- AREA_CODE=g MEDIA=UCRS Groundwater -----

Analyte	Frequency of Detection	Maximum detected concentration	Background concentration	Exceed Background?	Units
Aluminum	8/9	2.22E+00			mg/L
Barium	8/9	6.20E-02			mg/L
Calcium	9/9	4.80E+01			mg/L
Chloride	8/9	6.88E+01			mg/L
Chromium	2/9	1.18E-01			mg/L
Copper	2/9	1.50E-02			mg/L
Fluoride	6/8	1.50E-01			mg/L
Iron	6/9	1.70E+00			mg/L
Magnesium	9/9	1.70E+01			mg/L
Manganese	9/9	1.50E+00			mg/L
Nitrate as Nitrogen	6/9	7.80E+00			mg/L
Potassium	3/9	8.10E+00			mg/L
Silica	9/9	3.00E+01			mg/L
Sodium	9/9	5.50E+01			mg/L
Tetraoxo-sulfate(1-)	6/6	2.38E+02			mg/L
Vanadium	4/9	1.40E-01			mg/L
Zinc	4/9	6.20E-02			mg/L
Alpha activity	6/12	4.70E+00			pCi/L
Beta activity	11/12	3.30E+01			pCi/L
Neptunium-237	2/7	2.00E-01			pCi/L
Plutonium-239	1/7	2.00E-01			pCi/L

Table 2.8 Comparison of maximum detected concentrations and activities to background concentrations (continued)

----- AREA_CODE=g MEDIA=UCRS Groundwater -----
(continued)

Analyte	Frequency of Detection	Maximum detected concentration	Background concentration	Exceed Background?	Units
Radium-226	4/6	1.60E+00			pCi/L
Radon-222	7/7	6.95E+02			pCi/L
Technetium-99	11/11	3.80E+01			pCi/L
Thorium-230	3/7	4.00E-01			pCi/L

----- AREA_CODE=h MEDIA=McNairy Groundwater -----

Analyte	Frequency of Detection	Maximum detected concentration	Background concentration	Exceed Background?	Units
Aluminum	6/9	3.44E-01			mg/L
Barium	9/10	1.71E-01	2.96E-01	No	mg/L
Calcium	10/10	2.98E+01	3.89E+01	No	mg/L
Chloride	10/10	1.10E+01	1.97E+01	No	mg/L
Fluoride	9/9	3.30E-01	3.30E-01	Yes	mg/L
Iron	10/10	6.14E+00	1.84E+01	No	mg/L
Magnesium	10/10	9.76E+00	1.34E+01	No	mg/L
Manganese	10/10	1.41E-01	9.41E-01	No	mg/L
Nitrate as Nitrogen	1/10	1.40E+00			mg/L
Potassium	9/10	1.44E+01	5.58E+01	No	mg/L
Silica	9/9	3.60E+01	2.60E+01	Yes	mg/L
Sodium	10/10	1.72E+01	2.92E+01	No	mg/L
Tetraoxo-sulfate(1-)	8/8	1.40E+01			mg/L
Vanadium	6/7	9.70E-02	1.26E-01	No	mg/L
Zinc	4/10	1.90E-02	1.42E-01	No	mg/L
Alpha activity	9/12	1.89E+01			pCi/L
Beta activity	12/12	3.10E+01			pCi/L
Neptunium-237	2/7	2.00E-01	5.00E-01	No	pCi/L
Plutonium-239	1/7	1.00E-01			pCi/L
Radium-226	6/7	1.30E+00	1.20E+00	Yes	pCi/L
Radon-222	9/9	3.33E+02	2.95E+02	Yes	pCi/L
Technetium-99	9/12	2.10E+01			pCi/L
Thorium-230	4/7	2.30E+00	1.50E+00	Yes	pCi/L

----- AREA_CODE=h MEDIA=Other Groundwater -----

Analyte	Frequency of Detection	Maximum detected concentration	Background concentration	Exceed Background?	Units
Aluminum	24/28	1.41E+00			mg/L
Antimony	1/28	6.40E-02			mg/L
Barium	25/28	1.47E-01			mg/L
Calcium	28/28	1.91E+01			mg/L
Chloride	28/28	5.90E+01			mg/L
Chromium	1/28	9.40E-02			mg/L
Copper	5/27	4.80E-02			mg/L
Fluoride	27/27	2.90E+00			mg/L
Iron	21/28	3.83E+00			mg/L
Magnesium	28/28	7.12E+00			mg/L
Manganese	12/28	6.02E+00			mg/L
Mercury	1/26	3.80E-03			mg/L
Nickel	2/28	7.20E-02			mg/L
Nitrate as Nitrogen	25/28	4.60E+00			mg/L
Potassium	1/28	3.88E+00			mg/L
Silica	28/28	2.20E+01			mg/L

Table 2.8 Comparison of maximum detected concentrations and activities to background concentrations (continued)

----- AREA_CODE=h MEDIA=Other Groundwater -----
(continued)

Analyte	Frequency of Detection	Maximum detected concentration	Background concentration	Exceed Background?	Units
Sodium	28/28	8.97E+01			mg/L
Tetraoxo-sulfate(1-)	19/19	4.88E+01			mg/L
Thallium	1/28	7.50E-02			mg/L
Vanadium	18/28	4.98E+00			mg/L
Zinc	13/28	3.80E-02			mg/L
Alpha activity	21/28	7.40E+00			pCi/L
Beta activity	28/28	1.30E+01			pCi/L
Neptunium-237	10/28	8.00E-01			pCi/L
Plutonium-239	6/27	1.00E-01			pCi/L
Radium-226	19/24	9.00E-01			pCi/L
Radon-222	28/28	5.29E+03			pCi/L
Technetium-99	20/28	2.20E+01			pCi/L
Thorium-230	23/28	1.60E+00			pCi/L

----- AREA_CODE=h MEDIA=RGa Groundwater -----

Analyte	Frequency of Detection	Maximum detected concentration	Background concentration	Exceed Background?	Units
Aluminum	6/8	2.31E+00	2.19E+00	Yes	mg/L
Arsenic	1/10	7.00E-03	5.00E-03	Yes	mg/L
Barium	10/11	2.82E-01	2.35E-01	Yes	mg/L
Calcium	11/11	5.65E+01	4.12E+01	Yes	mg/L
Chloride	9/9	1.09E+02	9.10E+01	Yes	mg/L
Chromium	3/8	2.32E-01	1.44E-01	Yes	mg/L
Copper	2/11	5.30E-02	3.60E-02	Yes	mg/L
Fluoride	7/7	2.60E-01	2.70E-01	No	mg/L
Iron	10/11	4.68E+01	5.03E+00	Yes	mg/L
Magnesium	11/11	1.87E+01	1.63E+01	Yes	mg/L
Manganese	9/11	1.42E-01	1.19E-01	Yes	mg/L
Nickel	2/11	6.50E-02	6.82E-01	No	mg/L
Nitrate as Nitrogen	9/9	3.83E+01	1.56E+01	Yes	mg/L
Potassium	1/11	2.20E+00	5.20E+00	No	mg/L
Silica	7/7	2.00E+01	2.64E+01	No	mg/L
Sodium	10/10	6.96E+01	5.95E+01	Yes	mg/L
Tetraoxo-sulfate(1-)	9/9	2.26E+01			mg/L
Uranium	2/24	1.60E-02	2.00E-03	Yes	mg/L
Vanadium	4/5	1.47E-01	1.34E-01	Yes	mg/L
Zinc	4/11	4.40E-02	5.40E-02	No	mg/L
Trichloroethene	2/28	3.00E-03			mg/L
cis-1,2-Dichloroethene	1/10	2.40E-03			mg/L
Alpha activity	125/173	3.14E+01			pCi/L
Beta activity	147/173	5.70E+01			pCi/L
Radon-222	57/57	1.06E+03	6.26E+02	Yes	pCi/L
Technetium-99	97/415	3.40E+01	2.23E+01	Yes	pCi/L

----- AREA_CODE=h MEDIA=UCRS Groundwater -----

Analyte	Frequency of Detection	Maximum detected concentration	Background concentration	Exceed Background?	Units
Aluminum	2/2	1.64E+00			mg/L
Barium	3/3	1.12E-01			mg/L
Calcium	3/3	2.63E+01			mg/L
Chloride	3/3	3.30E+01			mg/L

Table 2.8 Comparison of maximum detected concentrations and activities to background concentrations (continued)

----- AREA_CODE=h MEDIA=UCRS Groundwater -----
(continued)

Analyte	Frequency of Detection	Maximum detected concentration	Background concentration	Exceed Background?	Units
Fluoride	3/3	2.30E-01			mg/L
Iron	3/3	2.01E+00			mg/L
Magnesium	3/3	9.45E+00			mg/L
Manganese	3/3	7.80E-02			mg/L
Nickel	3/3	5.70E-01			mg/L
Nitrate as Nitrogen	3/3	2.80E+00			mg/L
Potassium	2/3	5.14E+00			mg/L
Silica	2/2	3.90E+01			mg/L
Sodium	3/3	4.52E+01			mg/L
Tetraoxo-sulfate(1-)	3/3	4.10E+01			mg/L
Vanadium	2/2	8.00E-02			mg/L
Zinc	1/3	1.80E-02			mg/L
Alpha activity	8/11	5.40E+00			pCi/L
Beta activity	11/11	1.50E+01			pCi/L
Radon-222	1/1	2.68E+02			pCi/L
Technetium-99	8/11	2.20E+01			pCi/L

----- AREA_CODE=i MEDIA=McNairy Groundwater -----

Analyte	Frequency of Detection	Maximum detected concentration	Background concentration	Exceed Background?	Units
Aluminum	2/2	3.84E-01			mg/L
Barium	3/3	1.45E-01	2.96E-01	No	mg/L
Calcium	3/3	4.10E+01	3.89E+01	Yes	mg/L
Chloride	3/3	3.10E+01	1.97E+01	Yes	mg/L
Fluoride	3/3	2.50E-01	3.30E-01	No	mg/L
Iron	2/3	4.01E-01	1.84E+01	No	mg/L
Magnesium	3/3	1.76E+01	1.34E+01	Yes	mg/L
Manganese	3/3	9.83E-01	9.41E-01	Yes	mg/L
Nitrate as Nitrogen	1/3	2.30E+00			mg/L
Potassium	3/3	1.14E+01	5.58E+01	No	mg/L
Silica	2/2	2.80E+01	2.60E+01	Yes	mg/L
Sodium	3/3	2.44E+01	2.92E+01	No	mg/L
Tetraoxo-sulfate(1-)	3/3	1.80E+01			mg/L
Uranium	1/7	1.00E-03			mg/L
Vanadium	1/2	1.87E-01	1.26E-01	Yes	mg/L
Alpha activity	7/10	4.10E+00			pCi/L
Beta activity	10/10	2.10E+01			pCi/L
Radon-222	1/1	6.40E+01	2.95E+02	No	pCi/L
Technetium-99	8/10	2.20E+01			pCi/L

----- AREA_CODE=i MEDIA=RGA Groundwater -----

Analyte	Frequency of Detection	Maximum detected concentration	Background concentration	Exceed Background?	Units
Aluminum	86/110	4.85E+01	2.19E+00	Yes	mg/L
Antimony	6/412	2.73E-01	6.00E-02	Yes	mg/L
Arsenic	17/476	3.60E-02	5.00E-03	Yes	mg/L
Barium	454/476	1.66E+00	2.35E-01	Yes	mg/L
Beryllium	28/412	8.00E-03	4.00E-03	Yes	mg/L
Bicarbonate	3/3	2.37E+02			mg/L
Boron	34/48	1.54E+00			mg/L
Cadmium	7/483	1.80E-02	1.00E-02	Yes	mg/L

Table 2.8 Comparison of maximum detected concentrations and activities to background concentrations (continued)

----- AREA_CODE=i MEDIA=RGa Groundwater -----
(continued)

Analyte	Frequency of Detection	Maximum detected concentration	Background concentration	Exceed Background?	Units
Calcium	147/148	6.85E+01	4.12E+01	Yes	mg/L
Cerium	24/48	8.00E-02			mg/L
Chloride	480/483	1.62E+02	9.10E+01	Yes	mg/L
Chromium	195/488	2.51E+01	1.44E-01	Yes	mg/L
Cobalt	36/412	8.40E-02	4.50E-02	Yes	mg/L
Copper	42/478	3.10E-01	3.60E-02	Yes	mg/L
Fluoride	169/175	7.10E-01	2.70E-01	Yes	mg/L
Gallium	24/48	9.00E-02			mg/L
Iron	419/484	1.69E+02	5.03E+00	Yes	mg/L
Lead	8/445	1.26E-01	1.29E-01	No	mg/L
Lithium	24/48	8.00E-02			mg/L
Magnesium	148/148	3.49E+01	1.63E+01	Yes	mg/L
Manganese	121/148	1.49E+01	1.19E-01	Yes	mg/L
Mercury	2/434	3.00E-04	2.00E-04	Yes	mg/L
Molybdenum	24/87	3.00E-02	5.00E-02	No	mg/L
Nickel	161/478	1.89E+00	6.82E-01	Yes	mg/L
Nitrate as Nitrogen	391/477	4.80E+00	1.56E+01	No	mg/L
Potassium	69/133	2.21E+01	5.20E+00	Yes	mg/L
Selenium	3/444	9.00E-03	5.00E-03	Yes	mg/L
Silica	22/22	3.40E+01	2.64E+01	Yes	mg/L
Silver	15/437	9.70E-02	1.10E-02	Yes	mg/L
Sodium	477/477	7.64E+01	5.95E+01	Yes	mg/L
Strontium	54/54	1.70E-01			mg/L
Sulfate	73/88	2.21E+02	1.99E+01	Yes	mg/L
Tetraoxo-sulfate(1-)	104/113	3.98E+02			mg/L
Thorium	24/48	5.00E-02			mg/L
Titanium	27/48	2.20E-01			mg/L
Uranium	13/506	2.40E-02	2.00E-03	Yes	mg/L
Vanadium	117/385	4.28E-01	1.34E-01	Yes	mg/L
Zinc	128/476	4.60E-01	5.40E-02	Yes	mg/L
Zirconium	24/48	2.00E-02			mg/L
1,1,1-Trichloroethane	1/508	4.00E-03			mg/L
1,2-Dichlorobenzene	1/342	5.70E-05			mg/L
1,2-Dichloroethene	4/23	2.00E-03			mg/L
1,3,5-Trimethylbenzene	1/1	2.00E-04			mg/L
1,4-Dichlorobenzene	1/342	6.20E-05			mg/L
2-Butanone	42/372	5.10E-02			mg/L
4-Bromofluorobenzene	2/2	9.40E-02			mg/L
4-Methyl-2-pentanone	2/404	1.70E-02			mg/L
Acetone	53/372	9.90E-02			mg/L
Acrylonitrile	1/378	1.00E-02			mg/L
Benzene	2/505	1.00E-03			mg/L
Bis(2-ethylhexyl)phthalate	4/22	9.00E-03			mg/L
Bromomethane	3/404	1.00E-03			mg/L
Carbazole	1/2	1.20E-02			mg/L
Chlorobenzene	2/404	1.00E-03			mg/L
Chloroethane	1/404	1.00E-03			mg/L
Chloroform	10/524	2.00E-03			mg/L
Chloromethane	14/404	2.00E-03			mg/L
Chrysene	1/22	6.00E-04			mg/L
Di-n-butyl phthalate	2/22	1.00E-02			mg/L
Dichlorodifluoromethane	1/404	7.40E-05			mg/L
Dimethylbenzene	2/505	3.00E-03			mg/L
Ethanol	7/340	3.50E-01			mg/L
Ethylbenzene	1/505	1.00E-03			mg/L
Methylene chloride	39/404	1.80E-02			mg/L
PCB-1254	1/20	9.00E-04			mg/L
Polychlorinated biphenyl	1/87	1.00E-04			mg/L
Tetrachloroethene	4/460	2.00E-03			mg/L

Table 2.8 Comparison of maximum detected concentrations and activities to background concentrations (continued)

----- AREA_CODE=i MEDIA=RGa Groundwater -----
(continued)

Analyte	Frequency of Detection	Maximum detected concentration	Background concentration	Exceed Background?	Units
Toluene	15/505	9.00E-03			mg/L
Trichloroethene	317/611	4.70E-02			mg/L
Trichlorofluoromethane	7/404	2.00E-03			mg/L
Vinyl chloride	1/526	1.00E-03			mg/L
cis-1,2-Dichloroethene	13/451	2.00E-03			mg/L
m,p-Xylene	3/12	1.50E-04			mg/L
trans-1,2-Dichloroethene	2/516	2.00E-03			mg/L
trans-1,3-Dichloropropene	1/404	1.70E-04			mg/L
Alpha activity	424/612	3.13E+01			pCi/L
Americium-241	3/7	8.00E-01			pCi/L
Beta activity	608/642	1.35E+03			pCi/L
Cesium-137	5/7	6.00E-01			pCi/L
Cobalt-60	5/7	1.20E+00			pCi/L
Neptunium-237	2/3	5.00E-01	8.00E-01	No	pCi/L
Radium-226	8/8	9.00E-01	6.00E-01	Yes	pCi/L
Radon-222	30/30	9.30E+02	6.26E+02	Yes	pCi/L
Technetium-99	496/671	1.40E+03	2.23E+01	Yes	pCi/L
Thorium-230	2/2	4.00E-01			pCi/L
Thorium-234	1/1	6.00E-01			pCi/L

----- AREA_CODE=i MEDIA=UCRS Groundwater -----

Analyte	Frequency of Detection	Maximum detected concentration	Background concentration	Exceed Background?	Units
Aluminum	9/9	1.32E+01			mg/L
Antimony	4/22	2.35E-01			mg/L
Arsenic	11/42	5.70E-02			mg/L
Barium	39/42	1.19E+00			mg/L
Cadmium	2/46	1.90E-02			mg/L
Calcium	18/18	1.28E+02			mg/L
Chloride	43/45	9.79E+01			mg/L
Chromium	4/46	1.46E-01			mg/L
Cobalt	1/22	6.60E-02			mg/L
Copper	29/46	1.32E+00			mg/L
Fluoride	36/41	8.90E+00			mg/L
Iron	46/46	6.06E+01			mg/L
Lead	5/37	2.35E-01			mg/L
Magnesium	18/18	4.37E+01			mg/L
Manganese	17/18	8.06E+00			mg/L
Mercury	3/33	5.00E-04			mg/L
Nickel	7/45	5.95E-01			mg/L
Nitrate	1/1	2.10E+00			mg/L
Nitrate as Nitrogen	25/40	2.30E+00			mg/L
Potassium	6/13	1.36E+01			mg/L
Selenium	1/37	5.00E-03			mg/L
Silica	9/9	3.50E+01			mg/L
Silver	1/33	4.50E-02			mg/L
Sodium	43/43	1.49E+02			mg/L
Sulfate	12/12	1.90E+02			mg/L
Tetraoxo-sulfate(1-)	29/29	3.76E+02			mg/L
Thallium	1/17	8.20E-03			mg/L
Uranium	32/59	6.40E-01			mg/L
Vanadium	16/17	4.33E-01			mg/L
Zinc	38/46	1.88E+00			mg/L
2-Butanone	3/28	7.00E-03			mg/L
Acetone	4/28	1.50E-02			mg/L

Table 2.8 Comparison of maximum detected concentrations and activities to background concentrations (continued)

----- AREA_CODE=i MEDIA=UCRS Groundwater -----
(continued)

Analyte	Frequency of Detection	Maximum detected concentration	Background concentration	Exceed Background?	Units
Benzene	1/48	5.00E-03			mg/L
Bromodichloromethane	1/49	9.00E-03			mg/L
Chloroform	3/50	2.40E-02			mg/L
Dibromochloromethane	1/29	2.00E-03			mg/L
Dichlorodifluoromethane	3/28	6.00E-03			mg/L
Ethanol	3/28	2.40E-02			mg/L
Methylene chloride	10/28	1.30E-02			mg/L
Trichloroethene	9/89	5.60E-02			mg/L
Alpha activity	63/80	3.49E+02			pCi/L
Beta activity	75/80	1.00E+03			pCi/L
Cesium-137	3/4	9.00E-01			pCi/L
Cobalt-60	4/4	1.40E+00			pCi/L
Radium-226	3/4	7.00E-01			pCi/L
Radon-222	5/5	5.19E+02			pCi/L
Technetium-99	77/91	3.39E+02			pCi/L

----- AREA_CODE=j MEDIA=McNairy Groundwater -----

Analyte	Frequency of Detection	Maximum detected concentration	Background concentration	Exceed Background?	Units
Aluminum	2/2	2.04E+00	6.87E-01	Yes	mg/L
Arsenic	1/2	8.54E-02	5.00E-03	Yes	mg/L
Barium	2/2	1.27E-01	2.96E-01	No	mg/L
Calcium	2/2	5.51E+01	3.89E+01	Yes	mg/L
Chloride	2/2	3.40E+01	1.97E+01	Yes	mg/L
Fluoride	2/2	1.60E-01	3.30E-01	No	mg/L
Iron	1/2	1.22E-01	1.84E+01	No	mg/L
Magnesium	2/2	9.50E+00	1.34E+01	No	mg/L
Manganese	2/2	3.02E+00	9.41E-01	Yes	mg/L
Molybdenum	1/2	3.15E-01	5.00E-02	Yes	mg/L
Potassium	1/2	8.88E+00	5.58E+01	No	mg/L
Silica	2/2	1.70E+01	2.60E+01	No	mg/L
Sodium	2/2	2.63E+01	2.92E+01	No	mg/L
Sulfate	2/2	1.56E+02	2.89E+01	Yes	mg/L
Thallium	1/2	1.03E-01	6.44E-01	No	mg/L
Uranium	1/2	1.00E-03			mg/L
Vanadium	2/2	1.07E-01	1.26E-01	No	mg/L
Alpha activity	2/2	1.00E+00			pCi/L
Beta activity	2/2	4.30E+01			pCi/L
Technetium-99	2/2	1.60E+01			pCi/L
Thorium-230	1/2	1.00E-01			pCi/L

----- AREA_CODE=j MEDIA=RGa Groundwater -----

Analyte	Frequency of Detection	Maximum detected concentration	Background concentration	Exceed Background?	Units
Aluminum	4/4	7.84E+00	2.19E+00	Yes	mg/L
Arsenic	2/4	9.10E-03	5.00E-03	Yes	mg/L
Barium	4/4	1.11E-01	2.35E-01	No	mg/L
Calcium	4/4	1.34E+02	4.12E+01	Yes	mg/L
Chloride	4/4	1.80E+01	9.10E+01	No	mg/L
Copper	1/4	1.10E-02	3.60E-02	No	mg/L
Fluoride	1/4	1.80E-01	2.70E-01	No	mg/L

Table 2.8 Comparison of maximum detected concentrations and activities to background concentrations (continued)

----- AREA_CODE=j MEDIA=RGa Groundwater -----
(continued)

Analyte	Frequency of Detection	Maximum detected concentration	Background concentration	Exceed Background?	Units
Iron	4/4	1.03E+01	5.03E+00	Yes	mg/L
Magnesium	4/4	1.81E+01	1.63E+01	Yes	mg/L
Manganese	4/4	5.55E+00	1.19E-01	Yes	mg/L
Molybdenum	2/4	2.86E-01	5.00E-02	Yes	mg/L
Nickel	1/4	5.20E-02	6.82E-01	No	mg/L
Nitrate as Nitrogen	1/4	3.40E+00	1.56E+01	No	mg/L
Potassium	3/4	1.94E+01	5.20E+00	Yes	mg/L
Silica	4/4	3.20E+01	2.64E+01	Yes	mg/L
Sodium	4/4	2.26E+01	5.95E+01	No	mg/L
Sulfate	4/4	7.42E+02	1.99E+01	Yes	mg/L
Thallium	3/4	1.35E-01	5.60E-02	Yes	mg/L
Vanadium	3/4	1.92E-01	1.34E-01	Yes	mg/L
Zinc	4/4	4.10E-02	5.40E-02	No	mg/L
2-Butanone	1/1	1.60E-02			mg/L
Alpha activity	4/4	2.20E+00			pCi/L
Beta activity	4/4	4.30E+01			pCi/L
Neptunium-237	2/4	4.00E-01	8.00E-01	No	pCi/L
Technetium-99	4/4	1.90E+01			pCi/L
Thorium-230	3/4	2.00E-01			pCi/L

----- AREA_CODE=k MEDIA=Other Groundwater -----

Analyte	Frequency of Detection	Maximum detected concentration	Background concentration	Exceed Background?	Units
Aluminum	37/55	8.77E+01			mg/L
Ammonia as Nitrogen	1/3	6.23E+00			mg/L
Antimony	2/40	5.23E-02			mg/L
Arsenic	5/75	2.10E-02			mg/L
Barium	42/75	2.78E-01			mg/L
Beryllium	6/40	6.28E-02			mg/L
Cadmium	1/75	1.60E-02			mg/L
Calcium	37/37	4.39E+02			mg/L
Chloride	35/35	7.74E+01			mg/L
Chromium	10/37	8.50E-02			mg/L
Cobalt	11/40	1.01E+00			mg/L
Copper	13/40	3.40E-02			mg/L
Fluoride	24/32	6.40E-01			mg/L
Iron	61/72	1.23E+03			mg/L
Kjeldahl Nitrogen	3/4	1.38E+00			mg/L
Lead	14/72	1.78E+00			mg/L
Magnesium	72/72	1.72E+02			mg/L
Manganese	70/72	6.00E+01			mg/L
Mercury	1/35	3.00E-04			mg/L
Nickel	23/75	7.76E-01			mg/L
Nitrate as Nitrogen	10/32	3.80E+00			mg/L
Nitrate/Nitrite	2/4	2.20E-01			mg/L
Potassium	38/69	2.46E+01			mg/L
Selenium	3/38	4.90E-03			mg/L
Silica	49/50	5.02E+02			mg/L
Silver	1/31	2.20E-03			mg/L
Sodium	72/72	2.05E+02			mg/L
Strontium	30/38	2.33E+00			mg/L
Sulfate	3/3	1.98E+03			mg/L
Sulfide	2/4	2.40E+00			mg/L
Tetraoxo-sulfate(1-)	29/29	4.87E+03			mg/L
Tin	1/4	1.05E-02			mg/L

Table 2.8 Comparison of maximum detected concentrations and activities to background concentrations (continued)

----- AREA_CODE=k MEDIA=Other Groundwater -----
(continued)

Analyte	Frequency of Detection	Maximum detected concentration	Background concentration	Exceed Background?	Units
Total Phosphate as Phosphorus	1/3	3.40E-01			mg/L
Uranium	48/77	1.40E-02			mg/L
Vanadium	15/17	3.07E-01			mg/L
Zinc	23/40	1.99E+00			mg/L
1,1,1-Trichloroethane	3/70	4.40E-02			mg/L
1,1-Dichloroethane	11/70	1.40E-01			mg/L
1,1-Dichloroethene	11/70	4.60E-01			mg/L
1,2-Dichloroethene	2/9	3.30E-01			mg/L
Acetone	1/9	1.00E-01			mg/L
Di-n-butyl phthalate	1/10	1.40E-02			mg/L
Methylene chloride	8/9	1.10E-02			mg/L
Naphthalene	1/10	7.00E-02			mg/L
Phenanthrene	1/10	2.00E-03			mg/L
Trichloroethene	22/81	6.00E-01			mg/L
Vinyl chloride	1/70	1.50E-02			mg/L
cis-1,2-Dichloroethene	32/62	4.20E+00			mg/L
Alpha activity	72/93	5.99E+01			pCi/L
Beta activity	78/93	1.60E+02			pCi/L
Neptunium-237	3/8	5.50E-01			pCi/L
Plutonium-238	1/1	1.00E-01			pCi/L
Plutonium-239	1/8	1.00E-01			pCi/L
Plutonium-242	1/1	1.83E-02			pCi/L
Radium-226	5/6	8.00E-01			pCi/L
Radon-222	30/30	1.31E+03			pCi/L
Technetium-99	67/93	1.88E+02			pCi/L
Thorium-228	1/1	7.80E-01			pCi/L
Thorium-230	7/8	7.90E-01			pCi/L
Thorium-232	1/1	6.40E-01			pCi/L
Uranium-234	11/14	8.44E+00			pCi/L
Uranium-235	5/11	6.10E-01			pCi/L
Uranium-238	12/14	8.72E+00			pCi/L

----- AREA_CODE=k MEDIA=RGA Groundwater -----

Analyte	Frequency of Detection	Maximum detected concentration	Background concentration	Exceed Background?	Units
Alpha activity	25/27	6.00E+00			pCi/L
Beta activity	25/27	1.20E+01			pCi/L
Radon-222	5/6	5.76E+02	6.26E+02	No	pCi/L
Technetium-99	8/31	2.10E+01			pCi/L

----- AREA_CODE=l MEDIA=McNairy Groundwater -----

Analyte	Frequency of Detection	Maximum detected concentration	Background concentration	Exceed Background?	Units
Aluminum	7/44	1.50E+00	6.87E-01	Yes	mg/L
Antimony	1/26	1.85E-01	6.00E-02	Yes	mg/L
Barium	17/18	1.70E-01	2.96E-01	No	mg/L
Calcium	48/48	2.76E+01	3.89E+01	No	mg/L
Chloride	45/45	5.51E+01	1.97E+01	Yes	mg/L
Copper	2/18	2.00E-02	5.70E-02	No	mg/L
Fluoride	25/25	1.80E-01	3.30E-01	No	mg/L
Iron	47/48	1.66E+01	1.84E+01	No	mg/L

Table 2.8 Comparison of maximum detected concentrations and activities to background concentrations (continued)

----- AREA_CODE=1 MEDIA=McNairy Groundwater -----
(continued)

Analyte	Frequency of Detection	Maximum detected concentration	Background concentration	Exceed Background?	Units
Magnesium	48/48	1.23E+01	1.34E+01	No	mg/L
Manganese	47/48	9.11E-01	9.41E-01	No	mg/L
Nitrate as Nitrogen	1/45	5.60E+00	1.47E+00	Yes	mg/L
Potassium	25/44	1.23E+01	5.58E+01	No	mg/L
Silica	35/35	3.40E+01	2.60E+01	Yes	mg/L
Sodium	48/48	3.81E+01	2.92E+01	Yes	mg/L
Tetraoxo-sulfate(1-)	27/41	2.89E+01			mg/L
Thallium	1/8	1.02E+00	6.44E-01	Yes	mg/L
Vanadium	5/8	6.60E-02	1.26E-01	No	mg/L
Zinc	14/18	1.90E-01	1.42E-01	Yes	mg/L
Trichloroethene	5/58	9.60E+00			mg/L
Alpha activity	41/50	7.30E+03			pCi/L
Beta activity	49/50	1.48E+03			pCi/L
Neptunium-237	6/10	4.00E-01	5.00E-01	No	pCi/L
Plutonium-238	1/2	5.00E-02			pCi/L
Plutonium-239	1/7	1.00E-01			pCi/L
Radium-226	8/9	8.60E-01	1.20E+00	No	pCi/L
Radon-222	44/44	2.91E+02	2.95E+02	No	pCi/L
Technetium-99	39/58	1.95E+03	2.06E+01	Yes	pCi/L
Thorium-230	6/9	8.00E-01			pCi/L

----- AREA_CODE=1 MEDIA=Other Groundwater -----

Analyte	Frequency of Detection	Maximum detected concentration	Background concentration	Exceed Background?	Units
Methylene chloride	1/1	5.00E-03			mg/L

----- AREA_CODE=1 MEDIA=RGa Groundwater -----

Analyte	Frequency of Detection	Maximum detected concentration	Background concentration	Exceed Background?	Units
Aluminum	177/395	1.43E+02	2.19E+00	Yes	mg/L
Arsenic	34/576	1.40E-01	5.00E-03	Yes	mg/L
Barium	242/252	2.20E+00	2.35E-01	Yes	mg/L
Beryllium	12/255	1.40E-02	4.00E-03	Yes	mg/L
Cadmium	6/590	2.13E-01	1.00E-02	Yes	mg/L
Calcium	485/485	4.87E+01	4.12E+01	Yes	mg/L
Chloride	452/452	5.86E+02	9.10E+01	Yes	mg/L
Chromium	85/585	8.62E+00	1.44E-01	Yes	mg/L
Cobalt	11/249	9.00E-02	4.50E-02	Yes	mg/L
Copper	26/260	1.31E-01	3.60E-02	Yes	mg/L
Fluoride	210/317	7.20E+00	2.70E-01	Yes	mg/L
Iron	360/490	7.20E+02	5.03E+00	Yes	mg/L
Lead	21/490	4.32E-01	1.29E-01	Yes	mg/L
Magnesium	491/491	4.72E+01	1.63E+01	Yes	mg/L
Manganese	345/482	8.20E+00	1.19E-01	Yes	mg/L
Mercury	1/472	3.00E-04	2.00E-04	Yes	mg/L
Molybdenum	5/165	1.00E-01	5.00E-02	Yes	mg/L
Nickel	94/266	6.73E-01	6.82E-01	No	mg/L
Nitrate as Nitrogen	273/438	3.93E+01	1.56E+01	Yes	mg/L
Nitrate/Nitrite	6/6	9.40E+00	1.56E+01	No	mg/L
Potassium	77/445	2.44E+01	5.20E+00	Yes	mg/L
Selenium	5/489	4.76E-01	5.00E-03	Yes	mg/L

Table 2.8 Comparison of maximum detected concentrations and activities to background concentrations (continued)

----- AREA_CODE=1 MEDIA=RGa Groundwater -----
(continued)

Analyte	Frequency of Detection	Maximum detected concentration	Background concentration	Exceed Background?	Units
Silica	243/243	4.50E+01	2.64E+01	Yes	mg/L
Silver	2/124	5.70E-03			mg/L
Sodium	490/490	2.66E+02	5.95E+01	Yes	mg/L
Strontium	3/3	3.33E-01			mg/L
Sulfate	31/31	4.20E+01	1.99E+01	Yes	mg/L
Tetraoxo-sulfate(1-)	399/417	2.24E+02			mg/L
Thallium	1/143	2.38E-01	5.60E-02	Yes	mg/L
Tin	4/14	8.00E-01			mg/L
Total Phosphate as Phosphorus	12/268	3.49E+01			mg/L
Uranium	28/622	1.90E-01	2.00E-03	Yes	mg/L
Vanadium	109/150	9.50E-01	1.34E-01	Yes	mg/L
Zinc	100/262	1.00E+00	5.40E-02	Yes	mg/L
1,1,2-Trichloro-1,2,2-trifluoroethane	2/4	5.70E-03			mg/L
1,1,2-Trichloroethane	1/659	2.00E-03			mg/L
1,1-Dichloroethane	1/602	4.10E-03			mg/L
1,1-Dichloroethene	4/604	6.50E-02			mg/L
1,2-Dichloroethane	1/667	1.10E-03			mg/L
4-Methyl-2-pentanone	1/22	2.50E-03			mg/L
Acetone	4/24	2.30E-02			mg/L
Bis(2-ethylhexyl)phthalate	2/12	2.00E-03			mg/L
Butyl benzyl phthalate	1/12	1.00E-03			mg/L
Carbon tetrachloride	4/668	1.60E-01			mg/L
Chlorobenzene	1/22	2.00E-03			mg/L
Chloroform	6/666	1.40E-02			mg/L
Di-n-butyl phthalate	2/12	2.10E-02			mg/L
Dimethylbenzene	1/627	2.20E+00			mg/L
Ethane	8/15	1.97E-01			mg/L
Ethylbenzene	1/628	8.70E-01			mg/L
Ethylene	8/15	4.17E+00			mg/L
Methylene chloride	8/22	1.30E-01			mg/L
Tetrachloroethene	7/689	3.20E-01			mg/L
Toluene	3/628	1.10E-02			mg/L
Trichloroethene	816/1E3	4.60E+02			mg/L
Vinyl chloride	2/680	6.30E+00			mg/L
cis-1,2-Dichloroethene	25/670	4.20E+00			mg/L
trans-1,2-Dichloroethene	4/666	1.20E+00			mg/L
Alpha activity	606/885	6.59E+01			pCi/L
Americium-241	13/21	3.50E+00			pCi/L
Beta activity	794/885	9.83E+03			pCi/L
Cesium-137	9/36	2.07E+01			pCi/L
Cobalt-60	8/11	2.30E+00			pCi/L
Neptunium-237	36/58	1.44E+01	8.00E-01	Yes	pCi/L
Plutonium-238	9/13	7.00E-02			pCi/L
Plutonium-239	12/38	2.00E-01	1.00E-01	Yes	pCi/L
Plutonium-239/240	5/7	3.06E-02			pCi/L
Radium-226	40/45	7.39E+02	6.00E-01	Yes	pCi/L
Radon-222	311/311	9.48E+03	6.26E+02	Yes	pCi/L
Technetium-99	1E3/2E3	1.67E+04	2.23E+01	Yes	pCi/L
Thorium-230	41/52	4.70E+00	1.10E+00	Yes	pCi/L
Uranium-234	24/32	2.00E+02	7.00E-01	Yes	pCi/L
Uranium-235	10/22	9.96E+00	3.00E-01	Yes	pCi/L
Uranium-235/236	8/10	3.50E-01	3.00E-01	Yes	pCi/L
Uranium-238	21/29	2.11E+02	7.00E-01	Yes	pCi/L

Table 2.8 Comparison of maximum detected concentrations and activities to background concentrations (continued)

----- AREA_CODE=1 MEDIA=UCRS Groundwater -----

Analyte	Frequency of Detection	Maximum detected concentration	Background concentration	Exceed Background?	Units
Aluminum	129/151	6.24E+01			mg/L
Ammonia as Nitrogen	2/4	1.60E-01			mg/L
Antimony	3/133	2.79E-02			mg/L
Arsenic	69/263	4.53E-01			mg/L
Barium	126/134	8.88E-01			mg/L
Beryllium	5/127	1.70E-03			mg/L
Cadmium	6/269	1.80E-02			mg/L
Calcium	164/164	3.78E+02			mg/L
Chloride	161/162	6.29E+02			mg/L
Chromium	46/262	1.36E+00			mg/L
Cobalt	9/125	6.76E-02			mg/L
Copper	16/127	3.30E-02			mg/L
Cyanide	2/9	1.00E-02			mg/L
Fluoride	85/134	2.40E+00			mg/L
Iron	158/170	3.44E+02			mg/L
Kjeldahl Nitrogen	3/4	8.95E+00			mg/L
Lead	10/193	1.38E+00			mg/L
Magnesium	173/173	9.40E+01			mg/L
Manganese	143/168	2.70E+01			mg/L
Mercury	2/180	3.00E-04			mg/L
Molybdenum	1/105	1.00E-02			mg/L
Nickel	48/137	2.30E+00			mg/L
Nitrate as Nitrogen	40/150	2.69E+01			mg/L
Nitrate/Nitrite	7/9	9.38E+00			mg/L
Orthophosphate	3/3	1.60E-01			mg/L
Potassium	32/165	2.98E+01			mg/L
Selenium	9/183	1.60E-02			mg/L
Silica	87/87	7.90E+01			mg/L
Silver	3/27	5.00E-03			mg/L
Sodium	173/173	2.81E+02			mg/L
Strontium	9/10	1.64E+00			mg/L
Sulfate	17/18	2.19E+02			mg/L
Sulfide	3/4	6.40E+01			mg/L
Tetraoxo-sulfate(1-)	138/143	6.95E+02			mg/L
Thallium	2/108	9.10E-02			mg/L
Tin	1/5	2.60E-02			mg/L
Uranium	41/226	1.30E-01			mg/L
Vanadium	94/110	7.11E-01			mg/L
Zinc	66/128	9.90E-02			mg/L
1,1,1-Trichloroethane	2/106	1.60E-02			mg/L
1,1-Dichloroethane	3/108	1.20E-02			mg/L
1,1-Dichloroethene	10/125	2.00E-01			mg/L
1,2-Dichloroethane	1/152	2.00E-03			mg/L
1,2-Dichloroethene	2/10	1.40E-02			mg/L
2,4-Dichlorophenol	1/10	4.00E-04			mg/L
2,4-Dimethylphenol	1/10	4.40E-03			mg/L
4-Methyl-2-pentanone	1/13	1.90E-03			mg/L
4-Methylphenol	1/10	2.10E-04			mg/L
Acetone	1/14	5.20E-03			mg/L
Benzene	3/189	7.80E-03			mg/L
Bis(2-ethylhexyl)phthalate	1/10	1.00E-03			mg/L
Chloroethane	1/17	8.20E-01			mg/L
Chloroform	7/153	1.70E-02			mg/L
Di-n-butyl phthalate	3/10	9.80E-04			mg/L
Diethyl phthalate	1/10	8.50E-04			mg/L
Dimethylbenzene	13/189	2.80E+00			mg/L
Ethane	3/5	3.03E-01			mg/L
Ethylbenzene	15/190	1.50E+00			mg/L
Ethylene	3/5	3.96E+00			mg/L
Fluorene	1/17	7.00E-03			mg/L

Table 2.8 Comparison of maximum detected concentrations and activities to background concentrations (continued)

----- AREA_CODE=1 MEDIA=UCRS Groundwater -----
(continued)

Analyte	Frequency of Detection	Maximum detected concentration	Background concentration	Exceed Background?	Units
Isophorone	1/10	6.60E-03			mg/L
Methylene chloride	6/13	1.80E-02			mg/L
Naphthalene	1/17	4.70E-02			mg/L
Phenanthrene	1/17	5.00E-03			mg/L
Toluene	1/188	1.80E-02			mg/L
Trichloroethene	314/470	3.10E+03			mg/L
Vinyl chloride	34/168	5.00E+00			mg/L
cis-1,2-Dichloroethene	58/158	4.90E+00			mg/L
trans-1,2-Dichloroethene	3/157	5.00E-01			mg/L
Alpha activity	288/344	5.75E+01			pCi/L
Americium-241	2/5	3.40E-01			pCi/L
Beta activity	314/344	1.26E+03			pCi/L
Cobalt-60	2/3	1.20E+00			pCi/L
Neptunium-237	10/16	2.37E+00			pCi/L
Plutonium-238	3/4	1.10E-01			pCi/L
Plutonium-239	5/13	7.60E-01			pCi/L
Plutonium-239/240	1/1	2.07E-02			pCi/L
Radium-226	2/5	6.00E-01			pCi/L
Radon-222	44/44	2.05E+03			pCi/L
Technetium-99	459/496	1.01E+03			pCi/L
Thorium-228	2/2	6.40E-01			pCi/L
Thorium-230	13/15	8.00E-01			pCi/L
Thorium-232	2/2	4.90E-01			pCi/L
Uranium-234	14/16	1.84E+01			pCi/L
Uranium-235	6/9	1.22E+00			pCi/L
Uranium-235/236	4/5	8.00E-02			pCi/L
Uranium-238	13/14	4.19E+01			pCi/L

----- AREA_CODE=m MEDIA=McNairy Groundwater -----

Analyte	Frequency of Detection	Maximum detected concentration	Background concentration	Exceed Background?	Units
Aluminum	23/66	9.04E+01	6.87E-01	Yes	mg/L
Arsenic	4/41	8.54E-02	5.00E-03	Yes	mg/L
Barium	34/41	6.70E-01	2.96E-01	Yes	mg/L
Beryllium	1/41	1.70E-02	1.70E-02	Yes	mg/L
Cadmium	1/41	2.10E-02	1.00E-02	Yes	mg/L
Calcium	71/71	1.18E+02	3.89E+01	Yes	mg/L
Chloride	68/68	3.40E+01	1.97E+01	Yes	mg/L
Chromium	2/33	2.32E-01	6.00E-02	Yes	mg/L
Cobalt	1/41	1.21E-01	9.60E-02	Yes	mg/L
Copper	4/41	1.63E-01	5.70E-02	Yes	mg/L
Fluoride	46/46	3.90E-01	3.30E-01	Yes	mg/L
Iron	69/71	1.79E+02	1.84E+01	Yes	mg/L
Magnesium	71/71	6.46E+01	1.34E+01	Yes	mg/L
Manganese	71/71	3.91E+00	9.41E-01	Yes	mg/L
Mercury	1/24	4.50E-03	2.00E-04	Yes	mg/L
Molybdenum	1/36	3.15E-01	5.00E-02	Yes	mg/L
Nickel	2/41	1.09E-01	1.09E-01	Yes	mg/L
Nitrate as Nitrogen	4/68	2.30E+00			mg/L
Potassium	53/69	8.61E+01	5.58E+01	Yes	mg/L
Silica	56/56	5.80E+01	2.60E+01	Yes	mg/L
Sodium	71/71	7.65E+01	2.92E+01	Yes	mg/L
Sulfate	4/4	1.17E+03	2.89E+01	Yes	mg/L
Tetraoxo-sulfate(1-)	59/59	1.97E+01			mg/L
Thallium	2/24	1.23E-01	6.44E-01	No	mg/L

Table 2.8 Comparison of maximum detected concentrations and activities to background concentrations (continued)

----- AREA_CODE=m MEDIA=McNairy Groundwater -----
(continued)

Analyte	Frequency of Detection	Maximum detected concentration	Background concentration	Exceed Background?	Units
Total Phosphate as Phosphorus	1/35	5.20E+00			mg/L
Uranium	4/49	1.80E-02	1.00E-03	Yes	mg/L
Vanadium	16/24	8.36E-01	1.26E-01	Yes	mg/L
Zinc	19/41	5.64E-01	1.42E-01	Yes	mg/L
Trichloroethene	5/96	7.00E-03			mg/L
Alpha activity	83/95	1.07E+02			pCi/L
Beta activity	95/95	2.36E+02			pCi/L
Neptunium-237	6/17	5.00E-01	5.00E-01	Yes	pCi/L
Plutonium-239	3/17	2.00E-01	2.00E-01	Yes	pCi/L
Radium-226	11/13	1.30E+00	1.20E+00	Yes	pCi/L
Radon-222	54/54	3.91E+02	2.95E+02	Yes	pCi/L
Technetium-99	74/100	5.30E+01	2.06E+01	Yes	pCi/L
Thorium-230	10/17	2.30E+00	1.50E+00	Yes	pCi/L

----- AREA_CODE=m MEDIA=Other Groundwater -----

Analyte	Frequency of Detection	Maximum detected concentration	Background concentration	Exceed Background?	Units
Aluminum	61/83	8.77E+01			mg/L
Ammonia as Nitrogen	1/3	6.23E+00			mg/L
Antimony	3/68	6.40E-02			mg/L
Arsenic	5/103	2.10E-02			mg/L
Barium	67/103	2.78E-01			mg/L
Beryllium	6/68	6.28E-02			mg/L
Cadmium	1/103	1.60E-02			mg/L
Calcium	65/65	4.39E+02			mg/L
Chloride	63/63	7.74E+01			mg/L
Chromium	11/65	9.40E-02			mg/L
Cobalt	11/68	1.01E+00			mg/L
Copper	18/67	4.80E-02			mg/L
Fluoride	51/59	2.90E+00			mg/L
Iron	82/100	1.23E+03			mg/L
Kjeldahl Nitrogen	3/4	1.38E+00			mg/L
Lead	14/100	1.78E+00			mg/L
Magnesium	100/100	1.72E+02			mg/L
Manganese	82/100	6.00E+01			mg/L
Mercury	2/61	3.80E-03			mg/L
Nickel	25/103	7.76E-01			mg/L
Nitrate as Nitrogen	35/60	4.60E+00			mg/L
Nitrate/Nitrite	2/4	2.20E-01			mg/L
Potassium	39/97	2.46E+01			mg/L
Selenium	3/66	4.90E-03			mg/L
Silica	77/78	5.02E+02			mg/L
Silver	1/31	2.20E-03			mg/L
Sodium	100/100	2.05E+02			mg/L
Strontium	30/38	2.33E+00			mg/L
Sulfate	3/3	1.98E+03			mg/L
Sulfide	2/4	2.40E+00			mg/L
Tetraoxo-sulfate(1-)	48/48	4.87E+03			mg/L
Thallium	1/45	7.50E-02			mg/L
Tin	1/4	1.05E-02			mg/L
Total Phosphate as Phosphorus	1/3	3.40E-01			mg/L
Uranium	48/103	1.40E-02			mg/L
Vanadium	33/45	4.98E+00			mg/L
Zinc	36/68	1.99E+00			mg/L
1,1,1-Trichloroethane	3/71	4.40E-02			mg/L

Table 2.8 Comparison of maximum detected concentrations and activities to background concentrations (continued)

----- AREA_CODE=m MEDIA=Other Groundwater -----
(continued)

Analyte	Frequency of Detection	Maximum detected concentration	Background concentration	Exceed Background?	Units
1,1-Dichloroethane	11/71	1.40E-01			mg/L
1,1-Dichloroethene	11/71	4.60E-01			mg/L
1,2-Dichloroethene	2/9	3.30E-01			mg/L
Acetone	1/9	1.00E-01			mg/L
Di-n-butyl phthalate	1/10	1.40E-02			mg/L
Methylene chloride	8/9	1.10E-02			mg/L
Naphthalene	1/10	7.00E-02			mg/L
Phenanthrene	1/10	2.00E-03			mg/L
Trichloroethene	22/110	6.00E-01			mg/L
Vinyl chloride	1/71	1.50E-02			mg/L
cis-1,2-Dichloroethene	32/63	4.20E+00			mg/L
Alpha activity	93/121	5.99E+01			pCi/L
Beta activity	106/121	1.60E+02			pCi/L
Neptunium-237	13/36	8.00E-01			pCi/L
Plutonium-238	1/1	1.00E-01			pCi/L
Plutonium-239	7/35	1.00E-01			pCi/L
Plutonium-242	1/1	1.83E-02			pCi/L
Radium-226	24/30	9.00E-01			pCi/L
Radon-222	58/58	5.29E+03			pCi/L
Technetium-99	87/121	1.88E+02			pCi/L
Thorium-228	1/1	7.80E-01			pCi/L
Thorium-230	30/36	1.60E+00			pCi/L
Thorium-232	1/1	6.40E-01			pCi/L
Uranium-234	11/14	8.44E+00			pCi/L
Uranium-235	5/11	6.10E-01			pCi/L
Uranium-238	12/14	8.72E+00			pCi/L

----- AREA_CODE=m MEDIA=RGa Groundwater -----

Analyte	Frequency of Detection	Maximum detected concentration	Background concentration	Exceed Background?	Units
Aluminum	263/594	4.85E+01	2.19E+00	Yes	mg/L
Antimony	6/782	2.73E-01	6.00E-02	Yes	mg/L
Arsenic	23/788	3.60E-02	5.00E-03	Yes	mg/L
Barium	758/784	2.70E+00	2.35E-01	Yes	mg/L
Beryllium	31/719	8.00E-03	4.00E-03	Yes	mg/L
Bicarbonate	3/3	2.37E+02			mg/L
Boron	34/48	1.54E+00			mg/L
Cadmium	13/799	3.42E-01	1.00E-02	Yes	mg/L
Calcium	678/679	1.34E+02	4.12E+01	Yes	mg/L
Cerium	24/48	8.00E-02			mg/L
Chloride	976/979	1.62E+02	9.10E+01	Yes	mg/L
Chromium	260/783	2.51E+01	1.44E-01	Yes	mg/L
Cobalt	38/720	8.40E-02	4.50E-02	Yes	mg/L
Copper	88/794	1.87E+00	3.60E-02	Yes	mg/L
Fluoride	508/524	7.10E-01	2.70E-01	Yes	mg/L
Gallium	24/48	9.00E-02			mg/L
Iron	779/1E3	2.91E+02	5.03E+00	Yes	mg/L
Lead	13/588	1.29E-01	1.29E-01	Yes	mg/L
Lithium	24/48	8.00E-02			mg/L
Magnesium	681/681	3.49E+01	1.63E+01	Yes	mg/L
Manganese	374/680	1.49E+01	1.19E-01	Yes	mg/L
Mercury	2/576	3.00E-04	2.00E-04	Yes	mg/L
Molybdenum	27/344	2.86E-01	5.00E-02	Yes	mg/L
Nickel	230/794	1.89E+00	6.82E-01	Yes	mg/L
Nitrate as Nitrogen	843/966	3.83E+01	1.56E+01	Yes	mg/L

Table 2.8 Comparison of maximum detected concentrations and activities to background concentrations (continued)

----- AREA_CODE=m MEDIA=RGA Groundwater -----
(continued)

Analyte	Frequency of Detection	Maximum detected concentration	Background concentration	Exceed Background?	Units
Potassium	186/638	4.41E+01	5.20E+00	Yes	mg/L
Selenium	3/602	9.00E-03	5.00E-03	Yes	mg/L
Silica	325/326	5.20E+01	2.64E+01	Yes	mg/L
Silver	16/569	3.90E-01	1.10E-02	Yes	mg/L
Sodium	1E3/1E3	7.86E+01	5.95E+01	Yes	mg/L
Strontium	54/54	1.70E-01			mg/L
Sulfate	119/136	7.42E+02	1.99E+01	Yes	mg/L
Tetraoxo-sulfate(1-)	539/552	3.98E+02			mg/L
Thallium	5/557	1.35E-01	5.60E-02	Yes	mg/L
Thorium	24/48	5.00E-02			mg/L
Titanium	27/48	2.20E-01			mg/L
Total Phosphate as Phosphorus	3/289	2.80E+00			mg/L
Uranium	25/823	2.40E-02	2.00E-03	Yes	mg/L
Vanadium	262/567	4.28E-01	1.34E-01	Yes	mg/L
Zinc	251/794	5.30E+00	5.40E-02	Yes	mg/L
Zirconium	24/48	2.00E-02			mg/L
1,1,1-Trichloroethane	1/1E3	4.00E-03			mg/L
1,1-Dichloroethene	3/1E3	2.00E-02			mg/L
1,2-Dichlorobenzene	1/343	5.70E-05			mg/L
1,2-Dichloroethene	5/36	1.40E-02			mg/L
1,3,5-Trimethylbenzene	1/1	2.00E-04			mg/L
1,4-Dichlorobenzene	1/343	6.20E-05			mg/L
2-Butanone	45/382	1.70E-01			mg/L
4-Bromofluorobenzene	2/2	9.40E-02			mg/L
4-Methyl-2-pentanone	2/411	1.70E-02			mg/L
Acetone	54/382	9.90E-02			mg/L
Acrylonitrile	1/378	1.00E-02			mg/L
Benzene	2/1E3	1.00E-03			mg/L
Bis(2-ethylhexyl)phthalate	5/23	2.80E-02			mg/L
Bromomethane	3/413	1.00E-03			mg/L
Carbazole	1/3	1.20E-02			mg/L
Carbon tetrachloride	2/1E3	6.00E-04			mg/L
Chlorobenzene	2/413	1.00E-03			mg/L
Chloroethane	1/418	1.00E-03			mg/L
Chloroform	10/1E3	2.00E-03			mg/L
Chloromethane	14/411	2.00E-03			mg/L
Chrysene	1/23	6.00E-04			mg/L
Di-n-butyl phthalate	2/23	1.00E-02			mg/L
Dichlorodifluoromethane	1/404	7.40E-05			mg/L
Diethyl phthalate	1/23	1.10E-02			mg/L
Dimethylbenzene	3/1E3	6.00E-03			mg/L
Ethanol	7/340	3.50E-01			mg/L
Ethylbenzene	1/1E3	1.00E-03			mg/L
Methylene chloride	39/413	1.80E-02			mg/L
PCB-1254	1/20	9.00E-04			mg/L
Polychlorinated biphenyl	1/99	1.00E-04			mg/L
Tetrachloroethene	4/1E3	2.00E-03			mg/L
Toluene	15/1E3	9.00E-03			mg/L
Trichloroethene	966/1E3	1.67E+02			mg/L
Trichlorofluoromethane	7/404	2.00E-03			mg/L
Vinyl chloride	1/1E3	1.00E-03			mg/L
cis-1,2-Dichloroethene	20/1E3	2.20E-02			mg/L
m,p-Xylene	3/12	1.50E-04			mg/L
trans-1,2-Dichloroethene	4/1E3	5.00E-03			mg/L
trans-1,3-Dichloropropene	1/413	1.70E-04			mg/L
Alpha activity	1E3/2E3	1.88E+02			pCi/L
Americium-241	3/8	8.00E-01			pCi/L
Beta activity	2E3/2E3	1.81E+03			pCi/L
Cesium-137	5/8	6.00E-01			pCi/L

Table 2.8 Comparison of maximum detected concentrations and activities to background concentrations (continued)

----- AREA_CODE=m MEDIA=RGa Groundwater -----
(continued)

Analyte	Frequency of Detection	Maximum detected concentration	Background concentration	Exceed Background?	Units
Cobalt-60	6/8	1.20E+00			pCi/L
Neptunium-237	28/48	8.00E-01	8.00E-01	Yes	pCi/L
Plutonium-239	9/48	2.00E-01	1.00E-01	Yes	pCi/L
Radium-226	20/27	1.30E+00	6.00E-01	Yes	pCi/L
Radon-222	498/499	1.97E+03	6.26E+02	Yes	pCi/L
Technetium-99	1E3/2E3	2.11E+03	2.23E+01	Yes	pCi/L
Thorium-230	38/47	1.60E+00	1.10E+00	Yes	pCi/L
Thorium-234	1/1	6.00E-01			pCi/L

----- AREA_CODE=m MEDIA=UCRS Groundwater -----

Analyte	Frequency of Detection	Maximum detected concentration	Background concentration	Exceed Background?	Units
Aluminum	37/50	8.00E+01			mg/L
Antimony	4/44	2.35E-01			mg/L
Arsenic	12/63	5.70E-02			mg/L
Barium	59/63	1.19E+00			mg/L
Cadmium	2/67	1.90E-02			mg/L
Calcium	60/61	1.28E+02			mg/L
Chloride	79/82	2.13E+02			mg/L
Chromium	7/67	1.46E-01			mg/L
Cobalt	1/43	6.60E-02			mg/L
Copper	34/67	1.32E+00			mg/L
Fluoride	53/60	8.90E+00			mg/L
Iron	81/89	6.80E+01			mg/L
Lead	5/50	2.35E-01			mg/L
Magnesium	60/61	4.37E+01			mg/L
Manganese	37/61	8.06E+00			mg/L
Mercury	3/46	5.00E-04			mg/L
Nickel	12/66	5.95E-01			mg/L
Nitrate	1/1	2.10E+00			mg/L
Nitrate as Nitrogen	37/77	7.80E+00			mg/L
Potassium	14/55	1.36E+01			mg/L
Selenium	1/50	5.00E-03			mg/L
Silica	48/48	4.30E+01			mg/L
Silver	1/38	4.50E-02			mg/L
Sodium	85/86	1.49E+02			mg/L
Sulfate	13/13	1.90E+02			mg/L
Tetraoxo-sulfate(1-)	62/62	3.76E+02			mg/L
Thallium	1/31	8.20E-03			mg/L
Uranium	36/82	6.40E-01			mg/L
Vanadium	27/33	7.60E-01			mg/L
Zinc	48/66	1.88E+00			mg/L
2-Butanone	3/29	7.00E-03			mg/L
Acetone	4/29	1.50E-02			mg/L
Benzene	1/80	5.00E-03			mg/L
Bromodichloromethane	1/82	9.00E-03			mg/L
Chloroform	3/83	2.40E-02			mg/L
Dibromochloromethane	1/30	2.00E-03			mg/L
Dichlorodifluoromethane	3/28	6.00E-03			mg/L
Ethanol	3/28	2.40E-02			mg/L
Methylene chloride	10/29	1.30E-02			mg/L
Trichloroethene	13/153	5.60E-02			mg/L
Alpha activity	117/145	3.49E+02			pCi/L
Beta activity	136/145	1.00E+03			pCi/L
Cesium-137	3/4	9.00E-01			pCi/L

Table 2.8 Comparison of maximum detected concentrations and activities to background concentrations (continued)

----- AREA_CODE=m MEDIA=UCRS Groundwater -----
(continued)

Analyte	Frequency of Detection	Maximum detected concentration	Background concentration	Exceed Background?	Units
Cobalt-60	4/4	1.40E+00			pCi/L
Neptunium-237	2/7	2.00E-01			pCi/L
Plutonium-239	1/7	2.00E-01			pCi/L
Radium-226	7/10	1.60E+00			pCi/L
Radon-222	35/35	6.95E+02			pCi/L
Technetium-99	124/155	3.39E+02			pCi/L
Thorium-230	3/7	4.00E-01			pCi/L

----- AREA_CODE=n MEDIA=McNairy Groundwater -----

Analyte	Frequency of Detection	Maximum detected concentration	Background concentration	Exceed Background?	Units
Aluminum	30/110	9.04E+01	6.87E-01	Yes	mg/L
Antimony	1/76	1.85E-01	6.00E-02	Yes	mg/L
Arsenic	4/59	8.54E-02	5.00E-03	Yes	mg/L
Barium	51/59	6.70E-01	2.96E-01	Yes	mg/L
Beryllium	1/59	1.70E-02	1.70E-02	Yes	mg/L
Cadmium	1/59	2.10E-02	1.00E-02	Yes	mg/L
Calcium	119/119	1.18E+02	3.89E+01	Yes	mg/L
Chloride	113/113	5.51E+01	1.97E+01	Yes	mg/L
Chromium	2/49	2.32E-01	6.00E-02	Yes	mg/L
Cobalt	1/59	1.21E-01	9.60E-02	Yes	mg/L
Copper	6/59	1.63E-01	5.70E-02	Yes	mg/L
Fluoride	71/71	3.90E-01	3.30E-01	Yes	mg/L
Iron	116/119	1.79E+02	1.84E+01	Yes	mg/L
Magnesium	119/119	6.46E+01	1.34E+01	Yes	mg/L
Manganese	118/119	3.91E+00	9.41E-01	Yes	mg/L
Mercury	1/41	4.50E-03	2.00E-04	Yes	mg/L
Molybdenum	1/50	3.15E-01	5.00E-02	Yes	mg/L
Nickel	2/59	1.09E-01	1.09E-01	Yes	mg/L
Nitrate as Nitrogen	5/113	5.60E+00	1.47E+00	Yes	mg/L
Potassium	78/113	8.61E+01	5.58E+01	Yes	mg/L
Silica	91/91	5.80E+01	2.60E+01	Yes	mg/L
Sodium	119/119	7.65E+01	2.92E+01	Yes	mg/L
Sulfate	4/5	1.17E+03	2.89E+01	Yes	mg/L
Tetraoxo-sulfate(1-)	86/100	2.89E+01			mg/L
Thallium	3/32	1.02E+00	6.44E-01	Yes	mg/L
Total Phosphate as Phosphorus	1/70	5.20E+00			mg/L
Uranium	4/68	1.80E-02	1.00E-03	Yes	mg/L
Vanadium	21/32	8.36E-01	1.26E-01	Yes	mg/L
Zinc	33/59	5.64E-01	1.42E-01	Yes	mg/L
Trichloroethene	10/154	9.60E+00			mg/L
Alpha activity	124/145	1.07E+02			pCi/L
Beta activity	144/145	1.48E+03			pCi/L
Neptunium-237	12/27	5.00E-01	5.00E-01	Yes	pCi/L
Plutonium-238	1/2	5.00E-02			pCi/L
Plutonium-239	4/24	2.00E-01	2.00E-01	Yes	pCi/L
Radium-226	19/22	1.30E+00	1.20E+00	Yes	pCi/L
Radon-222	98/98	3.91E+02	2.95E+02	Yes	pCi/L
Technetium-99	113/158	1.95E+03	2.06E+01	Yes	pCi/L
Thorium-230	16/26	2.30E+00	1.50E+00	Yes	pCi/L

Table 2.8 Comparison of maximum detected concentrations and activities to background concentrations (continued)

----- AREA_CODE=n MEDIA=Other Groundwater -----

Analyte	Frequency of Detection	Maximum detected concentration	Background concentration	Exceed Background?	Units
Aluminum	61/83	8.77E+01			mg/L
Ammonia as Nitrogen	1/3	6.23E+00			mg/L
Antimony	3/68	6.40E-02			mg/L
Arsenic	5/103	2.10E-02			mg/L
Barium	67/103	2.78E-01			mg/L
Beryllium	6/68	6.28E-02			mg/L
Cadmium	1/103	1.60E-02			mg/L
Calcium	65/65	4.39E+02			mg/L
Chloride	63/63	7.74E+01			mg/L
Chromium	11/65	9.40E-02			mg/L
Cobalt	11/68	1.01E+00			mg/L
Copper	18/67	4.80E-02			mg/L
Fluoride	51/59	2.90E+00			mg/L
Iron	82/100	1.23E+03			mg/L
Kjeldahl Nitrogen	3/4	1.38E+00			mg/L
Lead	14/100	1.78E+00			mg/L
Magnesium	100/100	1.72E+02			mg/L
Manganese	82/100	6.00E+01			mg/L
Mercury	2/61	3.80E-03			mg/L
Nickel	25/103	7.76E-01			mg/L
Nitrate as Nitrogen	35/60	4.60E+00			mg/L
Nitrate/Nitrite	2/4	2.20E-01			mg/L
Potassium	39/97	2.46E+01			mg/L
Selenium	3/66	4.90E-03			mg/L
Silica	77/78	5.02E+02			mg/L
Silver	1/31	2.20E-03			mg/L
Sodium	100/100	2.05E+02			mg/L
Strontium	30/38	2.33E+00			mg/L
Sulfate	3/3	1.98E+03			mg/L
Sulfide	2/4	2.40E+00			mg/L
Tetraoxo-sulfate(1-)	48/48	4.87E+03			mg/L
Thallium	1/45	7.50E-02			mg/L
Tin	1/4	1.05E-02			mg/L
Total Phosphate as Phosphorus	1/3	3.40E-01			mg/L
Uranium	48/103	1.40E-02			mg/L
Vanadium	33/45	4.98E+00			mg/L
Zinc	36/68	1.99E+00			mg/L
1,1,1-Trichloroethane	3/72	4.40E-02			mg/L
1,1-Dichloroethane	11/72	1.40E-01			mg/L
1,1-Dichloroethene	11/72	4.60E-01			mg/L
1,2-Dichloroethene	2/10	3.30E-01			mg/L
Acetone	1/10	1.00E-01			mg/L
Di-n-butyl phthalate	1/10	1.40E-02			mg/L
Methylene chloride	9/10	1.10E-02			mg/L
Naphthalene	1/10	7.00E-02			mg/L
Phenanthrene	1/10	2.00E-03			mg/L
Trichloroethene	22/111	6.00E-01			mg/L
Vinyl chloride	1/72	1.50E-02			mg/L
cis-1,2-Dichloroethene	32/63	4.20E+00			mg/L
Alpha activity	93/121	5.99E+01			pCi/L
Beta activity	106/121	1.60E+02			pCi/L
Neptunium-237	13/36	8.00E-01			pCi/L
Plutonium-238	1/1	1.00E-01			pCi/L
Plutonium-239	7/35	1.00E-01			pCi/L
Plutonium-242	1/1	1.83E-02			pCi/L
Radium-226	24/30	9.00E-01			pCi/L
Radon-222	58/58	5.29E+03			pCi/L
Technetium-99	87/121	1.88E+02			pCi/L
Thorium-228	1/1	7.80E-01			pCi/L
Thorium-230	30/36	1.60E+00			pCi/L

Table 2.8 Comparison of maximum detected concentrations and activities to background concentrations (continued)

----- AREA_CODE=n MEDIA=Other Groundwater -----
(continued)

Analyte	Frequency of Detection	Maximum detected concentration	Background concentration	Exceed Background?	Units
Thorium-232	1/1	6.40E-01			pCi/L
Uranium-234	11/14	8.44E+00			pCi/L
Uranium-235	5/11	6.10E-01			pCi/L
Uranium-238	12/14	8.72E+00			pCi/L

----- AREA_CODE=n MEDIA=RGA Groundwater -----

Analyte	Frequency of Detection	Maximum detected concentration	Background concentration	Exceed Background?	Units
Aluminum	440/989	1.43E+02	2.19E+00	Yes	mg/L
Antimony	6/1E3	2.73E-01	6.00E-02	Yes	mg/L
Arsenic	57/1E3	1.40E-01	5.00E-03	Yes	mg/L
Barium	1E3/1E3	2.70E+00	2.35E-01	Yes	mg/L
Beryllium	43/974	1.40E-02	4.00E-03	Yes	mg/L
Bicarbonate	3/3	2.37E+02			mg/L
Boron	34/48	1.54E+00			mg/L
Cadmium	19/1E3	3.42E-01	1.00E-02	Yes	mg/L
Calcium	1E3/1E3	1.34E+02	4.12E+01	Yes	mg/L
Cerium	24/48	8.00E-02			mg/L
Chloride	1E3/1E3	5.86E+02	9.10E+01	Yes	mg/L
Chromium	345/1E3	2.51E+01	1.44E-01	Yes	mg/L
Cobalt	49/969	9.00E-02	4.50E-02	Yes	mg/L
Copper	114/1E3	1.87E+00	3.60E-02	Yes	mg/L
Fluoride	718/841	7.20E+00	2.70E-01	Yes	mg/L
Gallium	24/48	9.00E-02			mg/L
Iron	1E3/2E3	7.20E+02	5.03E+00	Yes	mg/L
Lead	34/1E3	4.32E-01	1.29E-01	Yes	mg/L
Lithium	24/48	8.00E-02			mg/L
Magnesium	1E3/1E3	4.72E+01	1.63E+01	Yes	mg/L
Manganese	719/1E3	1.49E+01	1.19E-01	Yes	mg/L
Mercury	3/1E3	3.00E-04	2.00E-04	Yes	mg/L
Molybdenum	32/509	2.86E-01	5.00E-02	Yes	mg/L
Nickel	324/1E3	1.89E+00	6.82E-01	Yes	mg/L
Nitrate as Nitrogen	1E3/1E3	3.93E+01	1.56E+01	Yes	mg/L
Nitrate/Nitrite	6/6	9.40E+00	1.56E+01	No	mg/L
Potassium	263/1E3	4.41E+01	5.20E+00	Yes	mg/L
Selenium	8/1E3	4.76E-01	5.00E-03	Yes	mg/L
Silica	568/569	5.20E+01	2.64E+01	Yes	mg/L
Silver	18/693	3.90E-01	1.10E-02	Yes	mg/L
Sodium	1E3/1E3	2.66E+02	5.95E+01	Yes	mg/L
Strontium	57/57	3.33E-01			mg/L
Sulfate	150/167	7.42E+02	1.99E+01	Yes	mg/L
Tetraoxo-sulfate(1-)	938/969	3.98E+02			mg/L
Thallium	6/700	2.38E-01	5.60E-02	Yes	mg/L
Thorium	24/48	5.00E-02			mg/L
Tin	4/41	8.00E-01			mg/L
Titanium	27/48	2.20E-01			mg/L
Total Phosphate as Phosphorus	15/557	3.49E+01			mg/L
Uranium	53/1E3	1.90E-01	2.00E-03	Yes	mg/L
Vanadium	371/717	9.50E-01	1.34E-01	Yes	mg/L
Zinc	351/1E3	5.30E+00	5.40E-02	Yes	mg/L
Zirconium	24/48	2.00E-02			mg/L
1,1,1-Trichloroethane	1/2E3	4.00E-03			mg/L
1,1,2-Trichloro-1,2,2-trifluoroethane	2/55	5.70E-03			mg/L
1,1,2-Trichloroethane	1/2E3	2.00E-03			mg/L
1,1-Dichloroethane	1/2E3	4.10E-03			mg/L

Table 2.8 Comparison of maximum detected concentrations and activities to background concentrations (continued)

----- AREA_CODE=n MEDIA=RGa Groundwater -----
(continued)

Analyte	Frequency of Detection	Maximum detected concentration	Background concentration	Exceed Background?	Units
1,1-Dichloroethene	7/2E3	6.50E-02			mg/L
1,2-Dichlorobenzene	1/359	5.70E-05			mg/L
1,2-Dichloroethane	1/2E3	1.10E-03			mg/L
1,2-Dichloroethene	5/50	1.40E-02			mg/L
1,3,5-Trimethylbenzene	1/1	2.00E-04			mg/L
1,4-Dichlorobenzene	1/359	6.20E-05			mg/L
2-Butanone	45/404	1.70E-01			mg/L
4-Bromofluorobenzene	2/2	9.40E-02			mg/L
4-Methyl-2-pentanone	3/433	1.70E-02			mg/L
Acetone	58/406	9.90E-02			mg/L
Acrylonitrile	1/384	1.00E-02			mg/L
Benzene	2/2E3	1.00E-03			mg/L
Bis(2-ethylhexyl)phthalate	7/35	2.80E-02			mg/L
Bromomethane	3/436	1.00E-03			mg/L
Butyl benzyl phthalate	1/35	1.00E-03			mg/L
Carbazole	1/15	1.20E-02			mg/L
Carbon tetrachloride	6/2E3	1.60E-01			mg/L
Chlorobenzene	3/435	2.00E-03			mg/L
Chloroethane	1/448	1.00E-03			mg/L
Chloroform	16/2E3	1.40E-02			mg/L
Chloromethane	14/434	2.00E-03			mg/L
Chrysene	1/35	6.00E-04			mg/L
Di-n-butyl phthalate	4/35	2.10E-02			mg/L
Dichlorodifluoromethane	1/410	7.40E-05			mg/L
Diethyl phthalate	1/35	1.10E-02			mg/L
Dimethylbenzene	4/2E3	2.20E+00			mg/L
Ethane	8/24	1.97E-01			mg/L
Ethanol	7/340	3.50E-01			mg/L
Ethylbenzene	2/2E3	8.70E-01			mg/L
Ethylene	8/24	4.17E+00			mg/L
Methylene chloride	47/435	1.30E-01			mg/L
PCB-1254	1/26	9.00E-04			mg/L
Polychlorinated biphenyl	1/135	1.00E-04			mg/L
Tetrachloroethene	11/2E3	3.20E-01			mg/L
Toluene	18/2E3	1.10E-02			mg/L
Trichloroethene	2E3/3E3	4.60E+02			mg/L
Trichlorofluoromethane	7/412	2.00E-03			mg/L
Vinyl chloride	3/2E3	6.30E+00			mg/L
cis-1,2-Dichloroethene	45/2E3	4.20E+00			mg/L
m,p-Xylene	3/14	1.50E-04			mg/L
trans-1,2-Dichloroethene	8/2E3	1.20E+00			mg/L
trans-1,3-Dichloropropene	1/436	1.70E-04			mg/L
Alpha activity	2E3/3E3	1.88E+02			pCi/L
Americium-241	16/29	3.50E+00			pCi/L
Beta activity	2E3/3E3	9.83E+03			pCi/L
Cesium-137	14/44	2.07E+01			pCi/L
Cobalt-60	14/19	2.30E+00			pCi/L
Neptunium-237	64/106	1.44E+01	8.00E-01	Yes	pCi/L
Plutonium-238	9/13	7.00E-02			pCi/L
Plutonium-239	21/86	2.00E-01	1.00E-01	Yes	pCi/L
Plutonium-239/240	5/7	3.06E-02			pCi/L
Radium-226	60/72	7.39E+02	6.00E-01	Yes	pCi/L
Radon-222	809/810	9.48E+03	6.26E+02	Yes	pCi/L
Technetium-99	3E3/4E3	1.67E+04	2.23E+01	Yes	pCi/L
Thorium-230	79/99	4.70E+00	1.10E+00	Yes	pCi/L
Thorium-234	1/1	6.00E-01			pCi/L
Uranium-234	24/33	2.00E+02	7.00E-01	Yes	pCi/L
Uranium-235	10/22	9.96E+00	3.00E-01	Yes	pCi/L
Uranium-235/236	8/10	3.50E-01	3.00E-01	Yes	pCi/L

Table 2.8 Comparison of maximum detected concentrations and activities to background concentrations (continued)

----- AREA_CODE=n MEDIA=RGa Groundwater -----					
(continued)					
Analyte	Frequency of Detection	Maximum detected concentration	Background concentration	Exceed Background?	Units
Uranium-238	21/30	2.11E+02	7.00E-01	Yes	pCi/L
----- AREA_CODE=n MEDIA=UCRS Groundwater -----					
Analyte	Frequency of Detection	Maximum detected concentration	Background concentration	Exceed Background?	Units
Aluminum	166/201	8.00E+01			mg/L
Ammonia as Nitrogen	2/4	1.60E-01			mg/L
Antimony	7/177	2.35E-01			mg/L
Arsenic	81/326	4.53E-01			mg/L
Barium	185/197	1.19E+00			mg/L
Beryllium	5/170	1.70E-03			mg/L
Cadmium	8/336	1.90E-02			mg/L
Calcium	224/225	3.78E+02			mg/L
Chloride	240/244	6.29E+02			mg/L
Chromium	53/329	1.36E+00			mg/L
Cobalt	10/168	6.76E-02			mg/L
Copper	50/194	1.32E+00			mg/L
Cyanide	2/9	1.00E-02			mg/L
Fluoride	138/194	8.90E+00			mg/L
Iron	239/259	3.44E+02			mg/L
Kjeldahl Nitrogen	3/4	8.95E+00			mg/L
Lead	15/243	1.38E+00			mg/L
Magnesium	233/234	9.40E+01			mg/L
Manganese	180/229	2.70E+01			mg/L
Mercury	5/226	5.00E-04			mg/L
Molybdenum	1/133	1.00E-02			mg/L
Nickel	60/203	2.30E+00			mg/L
Nitrate	1/1	2.10E+00			mg/L
Nitrate as Nitrogen	77/227	2.69E+01			mg/L
Nitrate/Nitrite	7/9	9.38E+00			mg/L
Orthophosphate	3/3	1.60E-01			mg/L
Potassium	46/220	2.98E+01			mg/L
Selenium	10/233	1.60E-02			mg/L
Silica	135/135	7.90E+01			mg/L
Silver	4/65	4.50E-02			mg/L
Sodium	258/259	2.81E+02			mg/L
Strontium	9/10	1.64E+00			mg/L
Sulfate	30/31	2.19E+02			mg/L
Sulfide	3/4	6.40E+01			mg/L
Tetraoxo-sulfate(1-)	200/205	6.95E+02			mg/L
Thallium	3/139	9.10E-02			mg/L
Tin	1/6	2.60E-02			mg/L
Uranium	77/308	6.40E-01			mg/L
Vanadium	121/143	7.60E-01			mg/L
Zinc	114/194	1.88E+00			mg/L
1,1,1-Trichloroethane	2/186	1.60E-02			mg/L
1,1-Dichloroethane	3/188	1.20E-02			mg/L
1,1-Dichloroethene	10/205	2.00E-01			mg/L
1,2-Dichloroethane	1/233	2.00E-03			mg/L
1,2-Dichloroethene	2/15	1.40E-02			mg/L
2,4-Dichlorophenol	1/10	4.00E-04			mg/L
2,4-Dimethylphenol	1/10	4.40E-03			mg/L
2-Butanone	3/42	7.00E-03			mg/L
4-Methyl-2-pentanone	1/42	1.90E-03			mg/L
4-Methylphenol	1/10	2.10E-04			mg/L

Table 2.8 Comparison of maximum detected concentrations and activities to background concentrations (continued)

----- AREA_CODE=n MEDIA=UCRS Groundwater -----					
(continued)					
Analyte	Frequency of Detection	Maximum detected concentration	Background concentration	Exceed Background?	Units
Acetone	5/43	1.50E-02			mg/L
Benzene	4/269	7.80E-03			mg/L
Bis(2-ethylhexyl)phthalate	1/10	1.00E-03			mg/L
Bromodichloromethane	1/233	9.00E-03			mg/L
Chloroethane	1/46	8.20E-01			mg/L
Chloroform	10/236	2.40E-02			mg/L
Di-n-butyl phthalate	3/10	9.80E-04			mg/L
Dibromochloromethane	1/43	2.00E-03			mg/L
Dichlorodifluoromethane	3/29	6.00E-03			mg/L
Diethyl phthalate	1/10	8.50E-04			mg/L
Dimethylbenzene	13/269	2.80E+00			mg/L
Ethane	3/5	3.03E-01			mg/L
Ethanol	3/28	2.40E-02			mg/L
Ethylbenzene	15/270	1.50E+00			mg/L
Ethylene	3/5	3.96E+00			mg/L
Fluorene	1/17	7.00E-03			mg/L
Isophorone	1/10	6.60E-03			mg/L
Methylene chloride	16/42	1.80E-02			mg/L
Naphthalene	1/17	4.70E-02			mg/L
Phenanthrene	1/17	5.00E-03			mg/L
Toluene	1/268	1.80E-02			mg/L
Trichloroethene	327/623	3.10E+03			mg/L
Vinyl chloride	34/249	5.00E+00			mg/L
cis-1,2-Dichloroethene	58/218	4.90E+00			mg/L
trans-1,2-Dichloroethene	3/237	5.00E-01			mg/L
Alpha activity	405/489	3.49E+02			pCi/L
Americium-241	2/9	3.40E-01			pCi/L
Beta activity	450/489	1.26E+03			pCi/L
Cesium-137	3/13	9.00E-01			pCi/L
Cobalt-60	6/7	1.40E+00			pCi/L
Neptunium-237	12/23	2.37E+00			pCi/L
Plutonium-238	3/4	1.10E-01			pCi/L
Plutonium-239	6/20	7.60E-01			pCi/L
Plutonium-239/240	1/1	2.07E-02			pCi/L
Radium-226	9/15	1.60E+00			pCi/L
Radon-222	79/79	2.05E+03			pCi/L
Technetium-99	583/651	1.01E+03			pCi/L
Thorium-228	2/2	6.40E-01			pCi/L
Thorium-230	16/22	8.00E-01			pCi/L
Thorium-232	2/2	4.90E-01			pCi/L
Uranium-234	14/16	1.84E+01			pCi/L
Uranium-235	6/9	1.22E+00			pCi/L
Uranium-235/236	4/5	8.00E-02			pCi/L
Uranium-238	13/14	4.19E+01			pCi/L

Table 2.9 Recommended dietary allowances of essential human nutrients

Analyte	Recommended Dietary Allowance^a (mg/d)
Calcium	800
Chloride	600 ^b
Copper	1.0-2.0
Fluoride	1.5-2.5
Iodine	0.12
Iron	10
Magnesium	170
Molybdenum	0.05-0.15
Phosphorus	800
Potassium	1600 ^b
Selenium	0.03
Sodium	400 ^b

^a Taken from National Research Council (NRC), 1989. *Recommended Dietary Allowances*. 10th ed. RDAs listed are those for children ages 7 to 10.

^b Estimated minimum requirements of health persons ages 6 to 9.

Table 2.10 Comparison of maximum detected concentrations of essential nutrients to recommended dietary allowances for children

----- AREA_CODE=a MEDIA=RGa Groundwater -----

Analyte	Frequency of Detection	Maximum detected concentration	Units	Daily dose for child	RDA for child	1/5 RDA	Exceed RDA?
Aluminum	28/42	1.38E+02	mg/L	1.38E+02			
Arsenic	2/46	4.60E-02	mg/L	4.60E-02			
Barium	46/46	8.50E-01	mg/L	8.50E-01			
Beryllium	2/46	1.11E-03	mg/L	1.11E-03			
Cadmium	1/46	5.56E-04	mg/L	5.56E-04			
Calcium	46/46	4.74E+01	mg/L	4.74E+01	8.00E+02	1.60E+02	No
Chloride	42/42	8.76E+01	mg/L	8.76E+01			
Chromium	9/46	1.30E+00	mg/L	1.30E+00			
Cobalt	1/46	2.56E-02	mg/L	2.56E-02			
Fluoride	28/42	7.20E+00	mg/L	7.20E+00	1.50E+00	3.00E-01	Yes
Iron	37/45	7.20E+02	mg/L	7.20E+02	1.00E+01	2.00E+00	Yes
Magnesium	46/46	2.41E+01	mg/L	2.41E+01	1.70E+02	3.40E+01	No
Manganese	37/46	7.75E+00	mg/L	7.75E+00			
Nickel	5/46	1.12E-01	mg/L	1.12E-01			
Nitrate as Nitrogen	35/42	1.28E+01	mg/L	1.28E+01			
Potassium	22/45	4.13E+00	mg/L	4.13E+00			
Selenium	1/9	1.84E-03	mg/L	1.84E-03			
Silica	7/7	2.30E+01	mg/L	2.30E+01			
Sodium	46/46	8.00E+01	mg/L	8.00E+01			
Tetraoxo-sulfate(1-)	42/42	7.42E+01	mg/L	7.42E+01			
Thallium	1/42	2.38E-01	mg/L	2.38E-01			
Uranium	3/28	4.00E-03	mg/L	4.00E-03			
Vanadium	36/42	9.50E-01	mg/L	9.50E-01			
Zinc	18/46	1.00E+00	mg/L	1.00E+00			
1,1-Dichloroethene	1/17	2.40E-02	mg/L	2.40E-02			
Carbon tetrachloride	2/50	1.60E-01	mg/L	1.60E-01			
Chloroform	1/50	2.00E-03	mg/L	2.00E-03			
Tetrachloroethene	4/74	2.30E-01	mg/L	2.30E-01			
Trichloroethene	94/94	4.60E+02	mg/L	4.60E+02			
cis-1,2-Dichloroethene	4/46	2.20E-01	mg/L	2.20E-01			
trans-1,2-Dichloroethene	2/46	1.20E+00	mg/L	1.20E+00			
Alpha activity	60/79	6.59E+01	pCi/L				
Americium-241	3/4	7.00E-02	pCi/L				
Beta activity	69/79	9.83E+03	pCi/L				
Cesium-137	3/5	1.29E+01	pCi/L				
Neptunium-237	6/8	1.44E+01	pCi/L				
Plutonium-239	2/8	9.00E-02	pCi/L				
Radon-222	4/4	6.04E+02	pCi/L				
Technetium-99	85/88	1.67E+04	pCi/L				
Thorium-230	7/8	1.10E+00	pCi/L				

Table 2.10 Comparison of maximum detected concentrations of essential nutrients to recommended dietary allowances for children (continued)

----- AREA_CODE=a MEDIA=RGa Groundwater -----								
(continued)								
Analyte	Frequency of Detection	Maximum detected concentration	Units	Daily dose for child	RDA for child	1/5 RDA	Exceed RDA?	
Uranium-234	3/4	1.50E-01	pCi/L					
Uranium-235	2/4	2.00E-02	pCi/L					
Uranium-238	3/4	5.00E-02	pCi/L					
----- AREA_CODE=a MEDIA=UCRS Groundwater -----								
Analyte	Frequency of Detection	Maximum detected concentration	Units	Daily dose for child	RDA for child	1/5 RDA	Exceed RDA?	
Aluminum	14/14	1.28E+01	mg/L	1.28E+01				
Antimony	1/15	2.79E-02	mg/L	2.79E-02				
Arsenic	1/15	8.00E-03	mg/L	8.00E-03				
Barium	15/15	1.98E-01	mg/L	1.98E-01				
Beryllium	1/15	5.56E-04	mg/L	5.56E-04				
Calcium	15/15	5.75E+01	mg/L	5.75E+01	8.00E+02	1.60E+02		No
Chloride	14/14	1.56E+02	mg/L	1.56E+02	6.00E+02	1.20E+02		Yes
Chromium	1/16	1.42E-02	mg/L	1.42E-02				
Cobalt	1/15	2.00E-03	mg/L	2.00E-03				
Copper	1/15	1.00E-02	mg/L	1.00E-02	1.00E+00	2.00E-01		No
Fluoride	4/13	1.70E-01	mg/L	1.70E-01	1.50E+00	3.00E-01		No
Iron	15/15	5.43E+00	mg/L	5.43E+00	1.00E+01	2.00E+00		Yes
Lead	2/4	6.90E-02	mg/L	6.90E-02				
Magnesium	15/15	1.93E+01	mg/L	1.93E+01	1.70E+02	3.40E+01		No
Manganese	14/15	1.13E-01	mg/L	1.13E-01				
Nickel	2/15	4.15E-01	mg/L	4.15E-01				
Nitrate as Nitrogen	6/14	1.90E+00	mg/L	1.90E+00				
Potassium	2/14	2.95E+00	mg/L	2.95E+00	1.60E+03	3.20E+02		No
Silica	3/3	3.80E+01	mg/L	3.80E+01				
Sodium	15/15	1.26E+02	mg/L	1.26E+02				
Tetraoxo-sulfate(1-)	14/14	1.36E+02	mg/L	1.36E+02				
Uranium	2/6	3.10E-02	mg/L	3.10E-02				
Vanadium	10/14	1.57E-01	mg/L	1.57E-01				
Zinc	6/15	5.50E-02	mg/L	5.50E-02				
1,1-Dichloroethene	1/16	1.60E-03	mg/L	1.60E-03				
Bis(2-ethylhexyl)phthalate	1/1	1.00E-03	mg/L	1.00E-03				
Chloroform	1/16	1.30E-02	mg/L	1.30E-02				
Trichloroethene	34/36	7.80E+02	mg/L	7.80E+02				

Table 2.10 Comparison of maximum detected concentrations of essential nutrients to recommended dietary allowances for children (continued)

----- AREA_CODE=a MEDIA=UCRS Groundwater ----- (continued)							
Analyte	Frequency of Detection	Maximum detected concentration	Units	Daily dose for child	RDA for child	1/5 RDA	Exceed RDA?
cis-1,2-Dichloroethene	1/25	1.30E-01	mg/L	1.30E-01			
trans-1,2-Dichloroethene	2/25	5.00E-01	mg/L	5.00E-01			
Alpha activity	28/31	4.22E+01	pCi/L				
Beta activity	31/31	6.72E+02	pCi/L				
Neptunium-237	2/2	9.00E-01	pCi/L				
Plutonium-239	1/2	1.00E-01	pCi/L				
Radon-222	1/1	4.61E+02	pCi/L				
Technetium-99	20/22	1.20E+02	pCi/L				
Thorium-230	2/2	7.00E-01	pCi/L				
----- AREA_CODE=b MEDIA=McNairy Groundwater -----							
Analyte	Frequency of Detection	Maximum detected concentration	Units	Daily dose for child	RDA for child	1/5 RDA	Exceed RDA?
Aluminum	2/35	1.50E+00	mg/L	1.50E+00			
Antimony	1/13	1.85E-01	mg/L	1.85E-01			
Barium	4/5	1.70E-01	mg/L	1.70E-01			
Calcium	35/35	2.76E+01	mg/L	2.76E+01			
Chloride	32/32	5.51E+01	mg/L	5.51E+01	6.00E+02	1.20E+02	No
Fluoride	14/14	1.70E-01	mg/L	1.70E-01			
Iron	34/35	1.66E+01	mg/L	1.66E+01			
Magnesium	35/35	1.23E+01	mg/L	1.23E+01			
Manganese	34/35	9.11E-01	mg/L	9.11E-01			
Nitrate as Nitrogen	1/32	5.60E+00	mg/L	5.60E+00			
Potassium	16/32	5.58E+00	mg/L	5.58E+00			
Silica	26/26	2.70E+01	mg/L	2.70E+01			
Sodium	35/35	3.81E+01	mg/L	3.81E+01			
Tetraoxo-sulfate(1-)	17/31	1.72E+01	mg/L	1.72E+01			
Vanadium	1/1	4.00E-02	mg/L	4.00E-02			
Zinc	2/5	8.00E-02	mg/L	8.00E-02			
Trichloroethene	4/43	9.60E+00	mg/L	9.60E+00			
Alpha activity	28/35	7.30E+00	pCi/L				
Beta activity	34/35	1.48E+03	pCi/L				
Neptunium-237	2/3	4.00E-01	pCi/L				
Plutonium-238	1/2	5.00E-02	pCi/L				
Radium-226	2/3	8.60E-01	pCi/L				

Table 2.10 Comparison of maximum detected concentrations of essential nutrients to recommended dietary allowances for children (continued)

----- AREA_CODE=b MEDIA=McNairy Groundwater -----							
(continued)							
Analyte	Frequency of Detection	Maximum detected concentration	Units	Daily dose for child	RDA for child	1/5 RDA	Exceed RDA?
Radon-222	31/31	2.91E+02	pCi/L				
Technetium-99	28/43	1.95E+03	pCi/L				
Thorium-230	1/2	1.00E-02	pCi/L				
----- AREA_CODE=b MEDIA=RGa Groundwater -----							
Analyte	Frequency of Detection	Maximum detected concentration	Units	Daily dose for child	RDA for child	1/5 RDA	Exceed RDA?
Aluminum	106/298	1.43E+02	mg/L	1.43E+02			
Arsenic	28/399	1.40E-01	mg/L	1.40E-01			
Barium	99/105	2.20E+00	mg/L	2.20E+00			
Beryllium	9/111	1.40E-02	mg/L	1.40E-02			
Cadmium	3/411	2.13E-01	mg/L	2.13E-01			
Calcium	340/340	4.87E+01	mg/L	4.87E+01	8.00E+02	1.60E+02	No
Chloride	318/318	5.86E+02	mg/L	5.86E+02	6.00E+02	1.20E+02	Yes
Chromium	50/411	8.89E-01	mg/L	8.89E-01			
Cobalt	3/105	9.00E-02	mg/L	9.00E-02			
Copper	15/114	8.10E-02	mg/L	8.10E-02	1.00E+00	2.00E-01	No
Fluoride	115/185	7.10E-01	mg/L	7.10E-01	1.50E+00	3.00E-01	Yes
Iron	244/343	4.18E+02	mg/L	4.18E+02	1.00E+01	2.00E+00	Yes
Lead	8/370	4.32E-01	mg/L	4.32E-01			
Magnesium	343/343	2.88E+01	mg/L	2.88E+01	1.70E+02	3.40E+01	No
Manganese	218/334	8.20E+00	mg/L	8.20E+00			
Mercury	1/359	3.00E-04	mg/L	3.00E-04			
Molybdenum	3/81	2.50E-02	mg/L	2.50E-02			
Nickel	57/117	5.70E-01	mg/L	5.70E-01			
Nitrate as Nitrogen	201/304	3.93E+01	mg/L	3.93E+01			
Nitrate/Nitrite	6/6	9.40E+00	mg/L	9.40E+00			
Potassium	25/309	2.44E+01	mg/L	2.44E+01	1.60E+03	3.20E+02	No
Selenium	1/369	4.76E-01	mg/L	4.76E-01	3.00E-02	6.00E-03	Yes
Silica	188/188	4.50E+01	mg/L	4.50E+01			
Silver	1/55	5.70E-03	mg/L	5.70E-03			
Sodium	342/342	1.62E+02	mg/L	1.62E+02			
Sulfate	27/27	4.20E+01	mg/L	4.20E+01			
Tetraoxo-sulfate(1-)	291/292	2.24E+02	mg/L	2.24E+02			
Tin	3/13	8.00E-01	mg/L	8.00E-01			

Table 2.10 Comparison of maximum detected concentrations of essential nutrients to recommended dietary allowances for children (continued)

----- AREA_CODE=b MEDIA=RGa Groundwater -----
(continued)

Analyte	Frequency of Detection	Maximum detected concentration	Units	Daily dose for child	RDA for child	1/5 RDA	Exceed RDA?
Total Phosphate as Phosphorus	12/260	3.49E+01	mg/L	3.49E+01	8.00E+02	1.60E+02	No
Uranium	17/416	1.90E-01	mg/L	1.90E-01			
Vanadium	48/63	2.10E-01	mg/L	2.10E-01			
Zinc	44/116	2.29E-01	mg/L	2.29E-01			
1,1,2-Trichloro-1,2,2-trifluoroethane	2/4	5.70E-03	mg/L	5.70E-03			
1,1,2-Trichloroethane	1/446	2.00E-03	mg/L	2.00E-03			
1,1-Dichloroethane	1/420	4.10E-03	mg/L	4.10E-03			
1,1-Dichloroethene	1/419	1.30E-03	mg/L	1.30E-03			
1,2-Dichloroethane	1/449	1.10E-03	mg/L	1.10E-03			
4-Methyl-2-pentanone	1/9	2.50E-03	mg/L	2.50E-03			
Acetone	4/11	2.30E-02	mg/L	2.30E-02			
Carbon tetrachloride	2/450	1.60E-02	mg/L	1.60E-02			
Chlorobenzene	1/9	2.00E-03	mg/L	2.00E-03			
Chloroform	3/448	1.40E-02	mg/L	1.40E-02			
Di-n-butyl phthalate	1/1	8.00E-03	mg/L	8.00E-03			
Ethane	8/11	1.97E-01	mg/L	1.97E-01			
Ethylene	8/11	4.17E+00	mg/L	4.17E+00			
Methylene chloride	1/9	5.00E-03	mg/L	5.00E-03			
Tetrachloroethene	2/449	3.20E-01	mg/L	3.20E-01			
Toluene	3/424	1.10E-02	mg/L	1.10E-02			
Trichloroethene	495/791	3.00E+01	mg/L	3.00E+01			
Vinyl chloride	2/462	6.30E+00	mg/L	6.30E+00			
cis-1,2-Dichloroethene	11/457	4.20E+00	mg/L	4.20E+00			
trans-1,2-Dichloroethene	2/458	3.80E-03	mg/L	3.80E-03			
Alpha activity	329/529	5.59E+01	pCi/L				
Americium-241	9/15	3.50E+00	pCi/L				
Beta activity	463/529	5.29E+03	pCi/L				
Cesium-137	3/26	8.00E-01	pCi/L				
Cobalt-60	7/9	2.30E+00	pCi/L				
Neptunium-237	19/35	5.00E-01	pCi/L				
Plutonium-238	9/13	7.00E-02	pCi/L				
Plutonium-239	9/15	1.30E-01	pCi/L				
Plutonium-239/240	5/7	3.06E-02	pCi/L				
Radium-226	27/31	7.39E+02	pCi/L				
Radon-222	247/247	2.23E+03	pCi/L				
Technetium-99	933/1E3	5.80E+03	pCi/L				
Thorium-230	22/29	4.70E+00	pCi/L				
Uranium-234	15/21	2.00E+02	pCi/L				
Uranium-235	4/12	9.96E+00	pCi/L				

Table 2.10 Comparison of maximum detected concentrations of essential nutrients to recommended dietary allowances for children (continued)

----- AREA_CODE=b MEDIA=RGa Groundwater -----								
(continued)								
Analyte	Frequency of Detection	Maximum detected concentration	Units	Daily dose for child	RDA for child	1/5 RDA	Exceed RDA?	
Uranium-235/236	8/10	3.50E-01	pCi/L					
Uranium-238	14/18	2.11E+02	pCi/L					
----- AREA_CODE=b MEDIA=UCRS Groundwater -----								
Analyte	Frequency of Detection	Maximum detected concentration	Units	Daily dose for child	RDA for child	1/5 RDA	Exceed RDA?	
Aluminum	68/88	5.41E+01	mg/L	5.41E+01				
Arsenic	61/196	4.53E-01	mg/L	4.53E-01				
Barium	64/65	5.85E-01	mg/L	5.85E-01				
Beryllium	3/67	4.00E-04	mg/L	4.00E-04				
Cadmium	5/200	1.80E-02	mg/L	1.80E-02				
Calcium	105/105	1.05E+02	mg/L	1.05E+02	8.00E+02	1.60E+02		No
Chloride	104/105	6.29E+02	mg/L	6.29E+02	6.00E+02	1.20E+02		Yes
Chromium	36/200	1.36E+00	mg/L	1.36E+00				
Cobalt	1/65	7.50E-03	mg/L	7.50E-03				
Copper	3/68	2.20E-02	mg/L	2.20E-02	1.00E+00	2.00E-01		No
Fluoride	58/78	2.40E+00	mg/L	2.40E+00	1.50E+00	3.00E-01		Yes
Iron	90/102	3.44E+02	mg/L	3.44E+02	1.00E+01	2.00E+00		Yes
Lead	1/150	1.80E-03	mg/L	1.80E-03				
Magnesium	105/105	5.30E+01	mg/L	5.30E+01	1.70E+02	3.40E+01		Yes
Manganese	76/100	8.73E-01	mg/L	8.73E-01				
Mercury	1/148	3.00E-04	mg/L	3.00E-04				
Molybdenum	1/58	1.00E-02	mg/L	1.00E-02	5.00E-02	1.00E-02		Yes
Nickel	38/68	2.30E+00	mg/L	2.30E+00				
Nitrate as Nitrogen	20/97	5.70E+00	mg/L	5.70E+00				
Nitrate/Nitrite	5/5	2.10E+00	mg/L	2.10E+00				
Potassium	7/99	9.34E+00	mg/L	9.34E+00	1.60E+03	3.20E+02		No
Selenium	4/150	1.60E-02	mg/L	1.60E-02	3.00E-02	6.00E-03		Yes
Silica	41/41	7.90E+01	mg/L	7.90E+01				
Silver	1/14	5.00E-03	mg/L	5.00E-03				
Sodium	105/105	2.81E+02	mg/L	2.81E+02				
Sulfate	14/14	2.19E+02	mg/L	2.19E+02				
Tetraoxo-sulfate(1-)	90/91	4.90E+02	mg/L	4.90E+02				
Thallium	2/53	9.10E-02	mg/L	9.10E-02				
Tin	1/4	2.60E-02	mg/L	2.60E-02				

Table 2.10 Comparison of maximum detected concentrations of essential nutrients to recommended dietary allowances for children (continued)

----- AREA_CODE=b MEDIA=UCRS Groundwater -----
(continued)

Analyte	Frequency of Detection	Maximum detected concentration	Units	Daily dose for child	RDA for child	1/5 RDA	Exceed RDA?
Uranium	18/165	1.10E-01	mg/L	1.10E-01			
Vanadium	50/56	5.04E-01	mg/L	5.04E-01			
Zinc	36/68	8.00E-02	mg/L	8.00E-02			
1,1-Dichloroethane	2/75	1.20E-02	mg/L	1.20E-02			
1,1-Dichloroethene	2/74	2.90E-03	mg/L	2.90E-03			
1,2-Dichloroethene	1/3	1.40E-02	mg/L	1.40E-02			
2,4-Dichlorophenol	1/3	4.00E-04	mg/L	4.00E-04			
2,4-Dimethylphenol	1/3	4.40E-03	mg/L	4.40E-03			
4-Methyl-2-pentanone	1/6	1.90E-03	mg/L	1.90E-03			
4-Methylphenol	1/3	2.10E-04	mg/L	2.10E-04			
Acetone	1/7	5.20E-03	mg/L	5.20E-03			
Benzene	1/71	7.80E-03	mg/L	7.80E-03			
Chloroethane	1/9	8.20E-01	mg/L	8.20E-01			
Di-n-butyl phthalate	3/3	9.80E-04	mg/L	9.80E-04			
Diethyl phthalate	1/3	8.50E-04	mg/L	8.50E-04			
Dimethylbenzene	1/72	7.20E-03	mg/L	7.20E-03			
Ethane	3/4	3.03E-01	mg/L	3.03E-01			
Ethylbenzene	1/72	8.70E-04	mg/L	8.70E-04			
Ethylene	3/4	3.96E+00	mg/L	3.96E+00			
Isophorone	1/3	6.60E-03	mg/L	6.60E-03			
Toluene	1/72	1.80E-02	mg/L	1.80E-02			
Trichloroethene	218/291	3.10E+03	mg/L	3.10E+03			
Vinyl chloride	34/113	5.00E+00	mg/L	5.00E+00			
cis-1,2-Dichloroethene	55/109	4.90E+00	mg/L	4.90E+00			
trans-1,2-Dichloroethene	1/109	5.10E-03	mg/L	5.10E-03			
Alpha activity	133/175	3.00E+01	pCi/L				
Americium-241	2/5	3.40E-01	pCi/L				
Beta activity	148/175	1.26E+03	pCi/L				
Cobalt-60	2/3	1.20E+00	pCi/L				
Neptunium-237	7/12	4.00E-01	pCi/L				
Plutonium-238	1/2	8.00E-02	pCi/L				
Plutonium-239	4/9	7.60E-01	pCi/L				
Plutonium-239/240	1/1	2.07E-02	pCi/L				
Radium-226	2/5	6.00E-01	pCi/L				
Radon-222	38/38	2.05E+03	pCi/L				
Technetium-99	313/333	8.78E+02	pCi/L				
Thorium-230	9/11	8.00E-01	pCi/L				
Uranium-234	9/11	1.44E+01	pCi/L				
Uranium-235	5/8	9.10E-01	pCi/L				

Table 2.10 Comparison of maximum detected concentrations of essential nutrients to recommended dietary allowances for children (continued)

----- AREA_CODE=b MEDIA=UCRS Groundwater ----- (continued)							
Analyte	Frequency of Detection	Maximum detected concentration	Units	Daily dose for child	RDA for child	1/5 RDA	Exceed RDA?
Uranium-235/236	4/5	8.00E-02	pCi/L				
Uranium-238	9/9	3.48E+01	pCi/L				
----- AREA_CODE=c MEDIA=RGa Groundwater -----							
Analyte	Frequency of Detection	Maximum detected concentration	Units	Daily dose for child	RDA for child	1/5 RDA	Exceed RDA?
Aluminum	9/16	2.16E+01	mg/L	2.16E+01			
Barium	32/33	3.60E-01	mg/L	3.60E-01			
Calcium	33/33	3.99E+01	mg/L	3.99E+01			
Chloride	33/33	1.20E+02	mg/L	1.20E+02	6.00E+02	1.20E+02	Yes
Chromium	11/33	8.62E+00	mg/L	8.62E+00			
Copper	5/33	1.31E-01	mg/L	1.31E-01	1.00E+00	2.00E-01	No
Fluoride	28/32	2.40E-01	mg/L	2.40E-01			
Iron	25/33	6.64E+01	mg/L	6.64E+01	1.00E+01	2.00E+00	Yes
Magnesium	33/33	1.43E+01	mg/L	1.43E+01			
Manganese	27/33	1.09E+00	mg/L	1.09E+00			
Molybdenum	2/16	1.00E-01	mg/L	1.00E-01	5.00E-02	1.00E-02	Yes
Nickel	10/33	6.73E-01	mg/L	6.73E-01			
Nitrate as Nitrogen	20/33	3.00E+00	mg/L	3.00E+00			
Potassium	5/30	8.33E+00	mg/L	8.33E+00	1.60E+03	3.20E+02	No
Silica	16/16	3.60E+01	mg/L	3.60E+01			
Sodium	33/33	8.74E+01	mg/L	8.74E+01			
Sulfate	4/4	3.35E+01	mg/L	3.35E+01			
Tetraoxo-sulfate(1-)	29/29	1.43E+02	mg/L	1.43E+02			
Uranium	2/58	1.00E-03	mg/L	1.00E-03			
Vanadium	8/10	1.31E-01	mg/L	1.31E-01			
Zinc	11/33	1.30E-01	mg/L	1.30E-01			
1,1-Dichloroethene	2/72	6.50E-02	mg/L	6.50E-02			
Chloroform	2/72	5.00E-03	mg/L	5.00E-03			
Trichloroethene	78/112	1.50E+00	mg/L	1.50E+00			
cis-1,2-Dichloroethene	2/72	9.80E-03	mg/L	9.80E-03			
Alpha activity	91/111	1.92E+01	pCi/L				
Beta activity	110/111	2.02E+03	pCi/L				
Radon-222	16/16	6.59E+03	pCi/L				
Technetium-99	108/113	3.15E+03	pCi/L				

Table 2.10 Comparison of maximum detected concentrations of essential nutrients to recommended dietary allowances for children (continued)

----- AREA_CODE=c MEDIA=UCRS Groundwater -----

Analyte	Frequency of Detection	Maximum detected concentration	Units	Daily dose for child	RDA for child	1/5 RDA	Exceed RDA?
Aluminum	6/6	5.92E+00	mg/L	5.92E+00			
Barium	6/6	1.61E-01	mg/L	1.61E-01			
Calcium	6/6	3.45E+01	mg/L	3.45E+01	8.00E+02	1.60E+02	No
Chloride	5/5	6.10E+01	mg/L	6.10E+01	6.00E+02	1.20E+02	No
Iron	6/6	6.44E+00	mg/L	6.44E+00	1.00E+01	2.00E+00	Yes
Magnesium	6/6	1.32E+01	mg/L	1.32E+01	1.70E+02	3.40E+01	No
Manganese	6/6	3.22E-01	mg/L	3.22E-01			
Nitrate as Nitrogen	2/5	1.20E+00	mg/L	1.20E+00			
Potassium	1/6	2.44E+00	mg/L	2.44E+00	1.60E+03	3.20E+02	No
Silica	5/5	6.40E+01	mg/L	6.40E+01			
Sodium	6/6	9.14E+01	mg/L	9.14E+01			
Tetraoxo-sulfate(1-)	5/5	1.28E+02	mg/L	1.28E+02			
Uranium	2/10	4.00E-03	mg/L	4.00E-03			
Vanadium	4/6	7.10E-02	mg/L	7.10E-02			
Zinc	5/6	6.90E-02	mg/L	6.90E-02			
Benzene	1/7	1.00E-03	mg/L	1.00E-03			
Chloroform	6/8	1.70E-02	mg/L	1.70E-02			
Trichloroethene	5/22	9.40E-02	mg/L	9.40E-02			
Alpha activity	20/23	1.33E+01	pCi/L				
Beta activity	23/23	9.50E+01	pCi/L				
Technetium-99	23/23	9.40E+01	pCi/L				

----- AREA_CODE=d MEDIA=McNairy Groundwater -----

Analyte	Frequency of Detection	Maximum detected concentration	Units	Daily dose for child	RDA for child	1/5 RDA	Exceed RDA?
Aluminum	5/9	2.10E-01	mg/L	2.10E-01			
Barium	13/13	1.68E-01	mg/L	1.68E-01			
Calcium	13/13	2.18E+01	mg/L	2.18E+01			
Chloride	13/13	1.10E+01	mg/L	1.10E+01			
Copper	2/13	2.00E-02	mg/L	2.00E-02			
Fluoride	11/11	1.80E-01	mg/L	1.80E-01			
Iron	13/13	1.02E+01	mg/L	1.02E+01			
Magnesium	13/13	7.51E+00	mg/L	7.51E+00			
Manganese	13/13	5.14E-01	mg/L	5.14E-01			
Potassium	9/12	1.23E+01	mg/L	1.23E+01			
Silica	9/9	3.40E+01	mg/L	3.40E+01			

Table 2.10 Comparison of maximum detected concentrations of essential nutrients to recommended dietary allowances for children (continued)

----- AREA_CODE=d MEDIA=McNairy Groundwater -----							
(continued)							
Analyte	Frequency of Detection	Maximum detected concentration	Units	Daily dose for child	RDA for child	1/5 RDA	Exceed RDA?
Sodium	13/13	2.10E+01	mg/L	2.10E+01			
Tetraoxo-sulfate(1-)	10/10	2.89E+01	mg/L	2.89E+01			
Thallium	1/7	1.02E+00	mg/L	1.02E+00			
Vanadium	4/7	6.60E-02	mg/L	6.60E-02			
Zinc	12/13	1.90E-01	mg/L	1.90E-01			
Trichloroethene	1/15	3.00E-03	mg/L	3.00E-03			
Alpha activity	13/15	6.70E+00	pCi/L				
Beta activity	15/15	4.70E+01	pCi/L				
Neptunium-237	4/7	4.00E-01	pCi/L				
Plutonium-239	1/7	1.00E-01	pCi/L				
Radium-226	6/6	8.00E-01	pCi/L				
Radon-222	13/13	1.45E+02	pCi/L				
Technetium-99	11/15	2.30E+01	pCi/L				
Thorium-230	5/7	8.00E-01	pCi/L				
----- AREA_CODE=d MEDIA=Other Groundwater -----							
Analyte	Frequency of Detection	Maximum detected concentration	Units	Daily dose for child	RDA for child	1/5 RDA	Exceed RDA?
Methylene chloride	1/1	5.00E-03	mg/L	5.00E-03			
----- AREA_CODE=d MEDIA=RGa Groundwater -----							
Analyte	Frequency of Detection	Maximum detected concentration	Units	Daily dose for child	RDA for child	1/5 RDA	Exceed RDA?
Aluminum	34/39	1.33E+01	mg/L	1.33E+01			
Arsenic	4/98	1.20E-01	mg/L	1.20E-01			
Barium	65/68	6.86E-01	mg/L	6.86E-01			
Beryllium	1/65	1.20E-03	mg/L	1.20E-03			
Cadmium	2/100	3.70E-03	mg/L	3.70E-03			
Calcium	66/66	4.67E+01	mg/L	4.67E+01	8.00E+02	1.60E+02	No
Chloride	59/59	1.73E+02	mg/L	1.73E+02	6.00E+02	1.20E+02	Yes
Chromium	15/95	4.60E-01	mg/L	4.60E-01			

Table 2.10 Comparison of maximum detected concentrations of essential nutrients to recommended dietary allowances for children (continued)

----- AREA_CODE=d MEDIA=RGa Groundwater -----
(continued)

Analyte	Frequency of Detection	Maximum detected concentration	Units	Daily dose for child	RDA for child	1/5 RDA	Exceed RDA?
Cobalt	7/65	4.50E-02	mg/L	4.50E-02			
Copper	6/67	2.50E-02	mg/L	2.50E-02			
Fluoride	39/58	5.20E-01	mg/L	5.20E-01	1.50E+00	3.00E-01	Yes
Iron	54/69	1.98E+01	mg/L	1.98E+01	1.00E+01	2.00E+00	Yes
Lead	13/88	2.50E-01	mg/L	2.50E-01			
Magnesium	69/69	4.72E+01	mg/L	4.72E+01	1.70E+02	3.40E+01	Yes
Manganese	63/69	6.32E+00	mg/L	6.32E+00			
Nickel	22/70	3.27E-01	mg/L	3.27E-01			
Nitrate as Nitrogen	17/59	2.20E+00	mg/L	2.20E+00			
Potassium	25/61	1.70E+01	mg/L	1.70E+01	1.60E+03	3.20E+02	No
Selenium	3/87	4.90E-03	mg/L	4.90E-03			
Silica	32/32	4.40E+01	mg/L	4.40E+01			
Silver	1/37	2.60E-03	mg/L	2.60E-03			
Sodium	69/69	2.66E+02	mg/L	2.66E+02			
Strontium	3/3	3.33E-01	mg/L	3.33E-01			
Tetraoxo-sulfate(1-)	37/54	2.00E+01	mg/L	2.00E+01			
Tin	1/1	8.00E-01	mg/L	8.00E-01			
Uranium	6/120	2.00E-02	mg/L	2.00E-02			
Vanadium	17/35	4.36E-01	mg/L	4.36E-01			
Zinc	27/67	8.28E-02	mg/L	8.28E-02			
Bis(2-ethylhexyl)phthalate	2/7	2.00E-03	mg/L	2.00E-03			
Butyl benzyl phthalate	1/7	1.00E-03	mg/L	1.00E-03			
Di-n-butyl phthalate	1/7	2.10E-02	mg/L	2.10E-02			
Dimethylbenzene	1/114	2.20E+00	mg/L	2.20E+00			
Ethylbenzene	1/114	8.70E-01	mg/L	8.70E-01			
Methylene chloride	7/9	1.30E-01	mg/L	1.30E-01			
Tetrachloroethene	1/95	5.00E-03	mg/L	5.00E-03			
Trichloroethene	149/204	2.30E+01	mg/L	2.30E+01			
cis-1,2-Dichloroethene	8/95	2.90E-02	mg/L	2.90E-02			
Alpha activity	126/166	1.13E+01	pCi/L				
Americium-241	1/2	5.00E-01	pCi/L				
Beta activity	152/166	1.00E+03	pCi/L				
Cesium-137	3/4	2.07E+01	pCi/L				
Cobalt-60	1/2	2.00E-01	pCi/L				
Neptunium-237	11/15	5.00E-01	pCi/L				
Plutonium-239	1/15	2.00E-01	pCi/L				
Radium-226	13/14	2.00E+00	pCi/L				
Radon-222	44/44	9.48E+03	pCi/L				
Technetium-99	168/214	3.67E+02	pCi/L				

Table 2.10 Comparison of maximum detected concentrations of essential nutrients to recommended dietary allowances for children (continued)

----- AREA_CODE=d MEDIA=RGa Groundwater -----
(continued)

Analyte	Frequency of Detection	Maximum detected concentration	Units	Daily dose for child	RDA for child	1/5 RDA	Exceed RDA?
Thorium-230	12/15	1.00E+00	pCi/L				
Uranium-234	6/7	2.90E+00	pCi/L				
Uranium-235	4/6	2.48E-01	pCi/L				
Uranium-238	4/7	6.69E+00	pCi/L				

----- AREA_CODE=d MEDIA=UCRS Groundwater -----

Analyte	Frequency of Detection	Maximum detected concentration	Units	Daily dose for child	RDA for child	1/5 RDA	Exceed RDA?
Aluminum	41/43	6.24E+01	mg/L	6.24E+01			
Ammonia as Nitrogen	2/4	1.60E-01	mg/L	1.60E-01			
Antimony	2/39	2.57E-02	mg/L	2.57E-02			
Arsenic	7/46	2.20E-02	mg/L	2.20E-02			
Barium	41/48	8.88E-01	mg/L	8.88E-01			
Beryllium	1/39	1.70E-03	mg/L	1.70E-03			
Cadmium	1/48	1.20E-02	mg/L	1.20E-02			
Calcium	38/38	3.78E+02	mg/L	3.78E+02	8.00E+02	1.60E+02	Yes
Chloride	38/38	3.10E+02	mg/L	3.10E+02	6.00E+02	1.20E+02	Yes
Chromium	9/40	1.30E-01	mg/L	1.30E-01			
Cobalt	7/39	6.76E-02	mg/L	6.76E-02			
Copper	12/38	3.30E-02	mg/L	3.30E-02	1.00E+00	2.00E-01	No
Cyanide	2/5	1.00E-02	mg/L	1.00E-02			
Fluoride	23/38	4.50E-01	mg/L	4.50E-01	1.50E+00	3.00E-01	Yes
Iron	47/47	7.54E+01	mg/L	7.54E+01	1.00E+01	2.00E+00	Yes
Kjeldahl Nitrogen	3/4	8.95E+00	mg/L	8.95E+00			
Lead	7/39	1.38E+00	mg/L	1.38E+00			
Magnesium	47/47	9.40E+01	mg/L	9.40E+01	1.70E+02	3.40E+01	Yes
Manganese	47/47	2.70E+01	mg/L	2.70E+01			
Mercury	1/28	2.00E-04	mg/L	2.00E-04			
Nickel	8/48	9.30E-02	mg/L	9.30E-02			
Nitrate as Nitrogen	12/34	2.69E+01	mg/L	2.69E+01			
Nitrate/Nitrite	2/4	9.38E+00	mg/L	9.38E+00			
Orthophosphate	3/3	1.60E-01	mg/L	1.60E-01			
Potassium	22/46	2.98E+01	mg/L	2.98E+01	1.60E+03	3.20E+02	No
Selenium	5/29	8.70E-03	mg/L	8.70E-03	3.00E-02	6.00E-03	Yes
Silica	38/38	6.70E+01	mg/L	6.70E+01			

Table 2.10 Comparison of maximum detected concentrations of essential nutrients to recommended dietary allowances for children (continued)

----- AREA_CODE=d MEDIA=UCRS Groundwater -----
(continued)

Analyte	Frequency of Detection	Maximum detected concentration	Units	Daily dose for child	RDA for child	1/5 RDA	Exceed RDA?
Silver	2/11	4.40E-03	mg/L	4.40E-03			
Sodium	47/47	2.79E+02	mg/L	2.79E+02			
Strontium	9/10	1.64E+00	mg/L	1.64E+00			
Sulfate	3/4	5.90E+01	mg/L	5.90E+01			
Sulfide	3/4	6.40E+01	mg/L	6.40E+01			
Tetraoxo-sulfate(1-)	29/33	6.95E+02	mg/L	6.95E+02			
Uranium	19/45	1.30E-01	mg/L	1.30E-01			
Vanadium	30/34	7.11E-01	mg/L	7.11E-01			
Zinc	19/39	9.90E-02	mg/L	9.90E-02			
1,1,1-Trichloroethane	2/24	1.60E-02	mg/L	1.60E-02			
1,1-Dichloroethane	1/23	8.00E-03	mg/L	8.00E-03			
1,1-Dichloroethene	7/29	2.00E-01	mg/L	2.00E-01			
1,2-Dichloroethane	1/23	2.00E-03	mg/L	2.00E-03			
1,2-Dichloroethene	1/7	5.00E-03	mg/L	5.00E-03			
Benzene	1/98	5.00E-03	mg/L	5.00E-03			
Dimethylbenzene	12/98	2.80E+00	mg/L	2.80E+00			
Ethylbenzene	14/99	1.50E+00	mg/L	1.50E+00			
Fluorene	1/12	7.00E-03	mg/L	7.00E-03			
Methylene chloride	6/6	1.80E-02	mg/L	1.80E-02			
Naphthalene	1/12	4.70E-02	mg/L	4.70E-02			
Phenanthrene	1/12	5.00E-03	mg/L	5.00E-03			
Trichloroethene	57/121	9.80E+01	mg/L	9.80E+01			
cis-1,2-Dichloroethene	2/18	9.00E-03	mg/L	9.00E-03			
Alpha activity	107/115	5.75E+01	pCi/L				
Beta activity	112/115	1.00E+03	pCi/L				
Neptunium-237	1/2	2.37E+00	pCi/L				
Plutonium-238	2/2	1.10E-01	pCi/L				
Radon-222	5/5	5.12E+02	pCi/L				
Technetium-99	103/118	1.01E+03	pCi/L				
Thorium-228	2/2	6.40E-01	pCi/L				
Thorium-230	2/2	6.90E-01	pCi/L				
Thorium-232	2/2	4.90E-01	pCi/L				
Uranium-234	5/5	1.84E+01	pCi/L				
Uranium-235	1/1	1.22E+00	pCi/L				
Uranium-238	4/5	4.19E+01	pCi/L				

Table 2.10 Comparison of maximum detected concentrations of essential nutrients to recommended dietary allowances for children (continued)

----- AREA_CODE=e MEDIA=McNairy Groundwater -----

Analyte	Frequency of Detection	Maximum detected concentration	Units	Daily dose for child	RDA for child	1/5 RDA	Exceed RDA?
Aluminum	6/40	9.04E+01	mg/L	9.04E+01			
Arsenic	2/11	3.60E-02	mg/L	3.60E-02			
Barium	6/11	6.70E-01	mg/L	6.70E-01			
Beryllium	1/11	1.70E-02	mg/L	1.70E-02			
Cadmium	1/11	2.10E-02	mg/L	2.10E-02			
Calcium	41/41	1.18E+02	mg/L	1.18E+02	8.00E+02	1.60E+02	No
Chloride	38/38	2.42E+01	mg/L	2.42E+01	6.00E+02	1.20E+02	No
Chromium	2/9	2.32E-01	mg/L	2.32E-01			
Cobalt	1/11	1.21E-01	mg/L	1.21E-01			
Copper	3/11	1.63E-01	mg/L	1.63E-01	1.00E+00	2.00E-01	No
Fluoride	20/20	3.90E-01	mg/L	3.90E-01	1.50E+00	3.00E-01	Yes
Iron	41/41	1.79E+02	mg/L	1.79E+02	1.00E+01	2.00E+00	Yes
Magnesium	41/41	6.46E+01	mg/L	6.46E+01	1.70E+02	3.40E+01	Yes
Manganese	41/41	3.91E+00	mg/L	3.91E+00			
Nickel	2/11	1.09E-01	mg/L	1.09E-01			
Nitrate as Nitrogen	1/38	1.00E+00	mg/L	1.00E+00			
Potassium	27/40	8.61E+01	mg/L	8.61E+01	1.60E+03	3.20E+02	No
Silica	30/30	5.80E+01	mg/L	5.80E+01			
Sodium	41/41	7.65E+01	mg/L	7.65E+01			
Sulfate	2/2	1.17E+03	mg/L	1.17E+03			
Tetraoxo-sulfate(1-)	36/36	1.97E+01	mg/L	1.97E+01			
Thallium	1/4	1.23E-01	mg/L	1.23E-01			
Total Phosphate as Phosphorus	1/35	5.20E+00	mg/L	5.20E+00	8.00E+02	1.60E+02	No
Uranium	2/11	1.80E-02	mg/L	1.80E-02			
Vanadium	3/4	8.36E-01	mg/L	8.36E-01			
Zinc	8/11	5.64E-01	mg/L	5.64E-01			
Trichloroethene	5/52	7.00E-03	mg/L	7.00E-03			
Alpha activity	43/48	1.07E+02	pCi/L				
Beta activity	48/48	2.36E+02	pCi/L				
Radon-222	31/31	3.91E+02	pCi/L				
Technetium-99	40/53	5.30E+01	pCi/L				
Thorium-230	1/1	1.00E-01	pCi/L				

Table 2.10 Comparison of maximum detected concentrations of essential nutrients to recommended dietary allowances for children (continued)

----- AREA_CODE=e MEDIA=RGa Groundwater -----

Analyte	Frequency of Detection	Maximum detected concentration	Units	Daily dose for child	RDA for child	1/5 RDA	Exceed RDA?
Aluminum	94/348	4.81E+01	mg/L	4.81E+01			
Arsenic	1/158	7.00E-03	mg/L	7.00E-03			
Barium	158/159	4.98E-01	mg/L	4.98E-01			
Beryllium	3/158	6.00E-03	mg/L	6.00E-03			
Cadmium	2/159	2.40E-02	mg/L	2.40E-02			
Calcium	374/374	7.82E+01	mg/L	7.82E+01	8.00E+02	1.60E+02	No
Chloride	345/345	4.99E+01	mg/L	4.99E+01			
Chromium	11/161	1.12E-01	mg/L	1.12E-01			
Cobalt	2/159	8.10E-02	mg/L	8.10E-02			
Copper	29/159	1.87E+00	mg/L	1.87E+00	1.00E+00	2.00E-01	Yes
Fluoride	217/222	6.50E-01	mg/L	6.50E-01	1.50E+00	3.00E-01	Yes
Iron	226/378	2.91E+02	mg/L	2.91E+02	1.00E+01	2.00E+00	Yes
Lead	1/69	6.00E-02	mg/L	6.00E-02			
Magnesium	376/376	1.42E+01	mg/L	1.42E+01			
Manganese	158/375	5.93E+00	mg/L	5.93E+00			
Molybdenum	1/129	6.60E-02	mg/L	6.60E-02	5.00E-02	1.00E-02	Yes
Nickel	21/160	2.59E-01	mg/L	2.59E-01			
Nitrate as Nitrogen	328/346	1.42E+01	mg/L	1.42E+01			
Potassium	44/353	4.41E+01	mg/L	4.41E+01	1.60E+03	3.20E+02	No
Silica	207/208	3.50E+01	mg/L	3.50E+01			
Silver	1/59	3.90E-01	mg/L	3.90E-01			
Sodium	376/376	6.30E+01	mg/L	6.30E+01			
Sulfate	21/22	3.56E+02	mg/L	3.56E+02			
Tetraoxo-sulfate(1-)	323/323	5.00E+01	mg/L	5.00E+01			
Thallium	2/99	1.00E-01	mg/L	1.00E-01			
Total Phosphate as Phosphorus	3/248	2.80E+00	mg/L	2.80E+00	8.00E+02	1.60E+02	No
Uranium	8/132	1.20E-02	mg/L	1.20E-02			
Vanadium	74/102	2.76E-01	mg/L	2.76E-01			
Zinc	69/161	4.00E-01	mg/L	4.00E-01			
2-Butanone	2/2	1.70E-01	mg/L	1.70E-01			
Acetone	1/1	1.40E-02	mg/L	1.40E-02			
Dimethylbenzene	1/350	6.00E-03	mg/L	6.00E-03			
Trichloroethene	439/472	1.67E+02	mg/L	1.67E+02			

Table 2.10 Comparison of maximum detected concentrations of essential nutrients to recommended dietary allowances for children (continued)

----- AREA_CODE=e MEDIA=RGa Groundwater -----
(continued)

Analyte	Frequency of Detection	Maximum detected concentration	Units	Daily dose for child	RDA for child	1/5 RDA	Exceed RDA?
trans-1,2-Dichloroethene	1/422	5.00E-03	mg/L	5.00E-03			
Alpha activity	390/532	1.88E+02	pCi/L				
Beta activity	530/532	1.81E+03	pCi/L				
Cobalt-60	1/1	8.00E-01	pCi/L				
Neptunium-237	8/14	5.00E-01	pCi/L				
Plutonium-239	3/14	1.00E-01	pCi/L				
Radium-226	1/1	2.00E-01	pCi/L				
Radon-222	255/255	8.61E+02	pCi/L				
Technetium-99	526/547	2.11E+03	pCi/L				
Thorium-230	11/14	1.60E+00	pCi/L				

----- AREA_CODE=e MEDIA=UCRS Groundwater -----

Analyte	Frequency of Detection	Maximum detected concentration	Units	Daily dose for child	RDA for child	1/5 RDA	Exceed RDA?
Aluminum	16/28	8.00E+01	mg/L	8.00E+01			
Arsenic	1/6	8.00E-03	mg/L	8.00E-03			
Barium	6/6	1.01E+00	mg/L	1.01E+00			
Calcium	27/28	6.92E+01	mg/L	6.92E+01	8.00E+02	1.60E+02	No
Chloride	22/22	2.13E+02	mg/L	2.13E+02	6.00E+02	1.20E+02	Yes
Chromium	1/6	1.30E-01	mg/L	1.30E-01			
Copper	1/6	1.00E-01	mg/L	1.00E-01	1.00E+00	2.00E-01	No
Fluoride	5/5	5.50E-01	mg/L	5.50E-01	1.50E+00	3.00E-01	Yes
Iron	23/28	6.80E+01	mg/L	6.80E+01	1.00E+01	2.00E+00	Yes
Magnesium	27/28	3.10E+01	mg/L	3.10E+01	1.70E+02	3.40E+01	No
Manganese	5/28	1.60E-01	mg/L	1.60E-01			
Nickel	2/6	5.35E-01	mg/L	5.35E-01			
Nitrate as Nitrogen	1/22	1.00E+00	mg/L	1.00E+00			
Potassium	2/28	3.05E+00	mg/L	3.05E+00	1.60E+03	3.20E+02	No
Silica	26/26	4.30E+01	mg/L	4.30E+01			
Sodium	27/28	1.45E+02	mg/L	1.45E+02			
Sulfate	1/1	3.42E+01	mg/L	3.42E+01			
Tetraoxo-sulfate(1-)	21/21	4.16E+01	mg/L	4.16E+01			
Uranium	4/5	4.00E-03	mg/L	4.00E-03			
Vanadium	3/3	7.60E-01	mg/L	7.60E-01			
Zinc	2/5	1.60E-01	mg/L	1.60E-01			

Table 2.10 Comparison of maximum detected concentrations of essential nutrients to recommended dietary allowances for children (continued)

----- AREA_CODE=e MEDIA=UCRS Groundwater -----							
(continued)							
Analyte	Frequency of Detection	Maximum detected concentration	Units	Daily dose for child	RDA for child	1/5 RDA	Exceed RDA?
Trichloroethene	3/34	4.00E-03	mg/L	4.00E-03			
Alpha activity	33/34	1.43E+01	pCi/L				
Beta activity	31/34	4.00E+01	pCi/L				
Radon-222	21/21	2.53E+02	pCi/L				
Technetium-99	24/34	1.80E+01	pCi/L				
----- AREA_CODE=f MEDIA=McNairy Groundwater -----							
Analyte	Frequency of Detection	Maximum detected concentration	Units	Daily dose for child	RDA for child	1/5 RDA	Exceed RDA?
Aluminum	2/4	3.93E-01	mg/L	3.93E-01			
Barium	5/6	3.54E-01	mg/L	3.54E-01			
Calcium	6/6	2.26E+01	mg/L	2.26E+01			
Chloride	6/6	5.00E+00	mg/L	5.00E+00			
Fluoride	5/5	2.70E-01	mg/L	2.70E-01			
Iron	6/6	1.04E+01	mg/L	1.04E+01			
Magnesium	6/6	6.20E+00	mg/L	6.20E+00			
Manganese	6/6	3.50E-01	mg/L	3.50E-01			
Potassium	5/5	3.11E+01	mg/L	3.11E+01			
Silica	4/4	2.50E+01	mg/L	2.50E+01			
Sodium	6/6	2.92E+01	mg/L	2.92E+01			
Tetraoxo-sulfate(1-)	6/6	8.00E+00	mg/L	8.00E+00			
Zinc	3/6	3.40E-01	mg/L	3.40E-01			
Alpha activity	13/13	1.75E+01	pCi/L				
Beta activity	13/13	2.34E+02	pCi/L				
Radon-222	4/4	2.67E+02	pCi/L				
Technetium-99	9/13	2.00E+01	pCi/L				
----- AREA_CODE=f MEDIA=RGA Groundwater -----							
Analyte	Frequency of Detection	Maximum detected concentration	Units	Daily dose for child	RDA for child	1/5 RDA	Exceed RDA?
Aluminum	48/93	4.63E+01	mg/L	4.63E+01			

Table 2.10 Comparison of maximum detected concentrations of essential nutrients to recommended dietary allowances for children (continued)

----- AREA_CODE=f MEDIA=RGa Groundwater -----
(continued)

Analyte	Frequency of Detection	Maximum detected concentration	Units	Daily dose for child	RDA for child	1/5 RDA	Exceed RDA?
Arsenic	1/104	1.28E-02	mg/L	1.28E-02			
Barium	97/98	2.70E+00	mg/L	2.70E+00			
Cadmium	3/106	3.42E-01	mg/L	3.42E-01			
Calcium	106/106	7.00E+01	mg/L	7.00E+01	8.00E+02	1.60E+02	No
Chloride	105/105	1.23E+02	mg/L	1.23E+02	6.00E+02	1.20E+02	Yes
Chromium	42/91	9.16E-01	mg/L	9.16E-01			
Copper	6/106	3.78E-01	mg/L	3.78E-01	1.00E+00	2.00E-01	Yes
Fluoride	88/90	2.30E-01	mg/L	2.30E-01			
Iron	88/108	7.44E+01	mg/L	7.44E+01	1.00E+01	2.00E+00	Yes
Magnesium	106/106	2.27E+01	mg/L	2.27E+01	1.70E+02	3.40E+01	No
Manganese	58/106	2.21E+00	mg/L	2.21E+00			
Nickel	35/106	4.48E-01	mg/L	4.48E-01			
Nitrate as Nitrogen	82/97	2.90E+00	mg/L	2.90E+00			
Potassium	54/102	1.97E+01	mg/L	1.97E+01	1.60E+03	3.20E+02	No
Silica	55/55	5.20E+01	mg/L	5.20E+01			
Sodium	105/106	7.86E+01	mg/L	7.86E+01			
Sulfate	21/22	6.76E+01	mg/L	6.76E+01			
Tetraoxo-sulfate(1-)	79/83	1.60E+02	mg/L	1.60E+02			
Uranium	1/70	3.00E-03	mg/L	3.00E-03			
Vanadium	43/45	2.36E-01	mg/L	2.36E-01			
Zinc	29/106	3.82E-01	mg/L	3.82E-01			
1,1-Dichloroethene	3/148	2.00E-02	mg/L	2.00E-02			
1,2-Dichloroethene	1/6	1.40E-02	mg/L	1.40E-02			
Bis(2-ethylhexyl)phthalate	1/1	2.80E-02	mg/L	2.80E-02			
Carbon tetrachloride	2/175	6.00E-04	mg/L	6.00E-04			
Diethyl phthalate	1/1	1.10E-02	mg/L	1.10E-02			
Trichloroethene	206/214	2.40E+00	mg/L	2.40E+00			
cis-1,2-Dichloroethene	6/170	2.20E-02	mg/L	2.20E-02			
trans-1,2-Dichloroethene	1/170	1.00E-04	mg/L	1.00E-04			
Alpha activity	154/218	2.71E+01	pCi/L				
Beta activity	205/218	1.59E+02	pCi/L				
Neptunium-237	5/6	7.00E-01	pCi/L				
Plutonium-239	2/6	2.00E-01	pCi/L				
Radon-222	13/13	8.48E+02	pCi/L				
Technetium-99	176/222	1.68E+02	pCi/L				
Thorium-230	5/6	6.00E-01	pCi/L				

Table 2.10 Comparison of maximum detected concentrations of essential nutrients to recommended dietary allowances for children (continued)

----- AREA_CODE=f MEDIA=UCRS Groundwater -----

Analyte	Frequency of Detection	Maximum detected concentration	Units	Daily dose for child	RDA for child	1/5 RDA	Exceed RDA?
Aluminum	2/2	7.57E+00	mg/L	7.57E+00			
Barium	3/3	2.22E-01	mg/L	2.22E-01			
Calcium	3/3	2.27E+01	mg/L	2.27E+01	8.00E+02	1.60E+02	No
Chloride	3/3	1.50E+01	mg/L	1.50E+01	6.00E+02	1.20E+02	No
Copper	2/3	1.82E-01	mg/L	1.82E-01	1.00E+00	2.00E-01	No
Fluoride	3/3	2.80E-01	mg/L	2.80E-01	1.50E+00	3.00E-01	No
Iron	3/3	7.36E+00	mg/L	7.36E+00	1.00E+01	2.00E+00	Yes
Magnesium	3/3	1.00E+01	mg/L	1.00E+01	1.70E+02	3.40E+01	No
Manganese	3/3	1.25E-01	mg/L	1.25E-01			
Nitrate as Nitrogen	2/3	1.10E+00	mg/L	1.10E+00			
Potassium	1/2	2.16E+00	mg/L	2.16E+00	1.60E+03	3.20E+02	No
Silica	2/2	3.80E+01	mg/L	3.80E+01			
Sodium	3/3	5.83E+01	mg/L	5.83E+01			
Tetraoxo-sulfate(1-)	3/3	4.96E+01	mg/L	4.96E+01			
Vanadium	2/2	8.10E-02	mg/L	8.10E-02			
Zinc	3/3	1.00E-01	mg/L	1.00E-01			
Trichloroethene	1/8	2.00E-03	mg/L	2.00E-03			
Alpha activity	7/8	1.15E+01	pCi/L				
Beta activity	8/8	1.40E+01	pCi/L				
Radon-222	1/1	4.71E+02	pCi/L				
Technetium-99	4/8	7.70E+01	pCi/L				

----- AREA_CODE=g MEDIA=McNairy Groundwater -----

Analyte	Frequency of Detection	Maximum detected concentration	Units	Daily dose for child	RDA for child	1/5 RDA	Exceed RDA?
Aluminum	5/9	2.16E-01	mg/L	2.16E-01			
Arsenic	1/9	5.00E-03	mg/L	5.00E-03			
Barium	9/9	1.11E-01	mg/L	1.11E-01			
Calcium	9/9	3.26E+01	mg/L	3.26E+01			
Chloride	9/9	1.30E+01	mg/L	1.30E+01			
Copper	1/9	1.30E-02	mg/L	1.30E-02			
Fluoride	7/7	2.10E-01	mg/L	2.10E-01			
Iron	9/9	1.64E+01	mg/L	1.64E+01			
Magnesium	9/9	7.79E+00	mg/L	7.79E+00			
Manganese	9/9	7.14E-01	mg/L	7.14E-01			
Mercury	1/7	4.50E-03	mg/L	4.50E-03			

Table 2.10 Comparison of maximum detected concentrations of essential nutrients to recommended dietary allowances for children (continued)

----- AREA_CODE=g MEDIA=McNairy Groundwater -----							
(continued)							
Analyte	Frequency of Detection	Maximum detected concentration	Units	Daily dose for child	RDA for child	1/5 RDA	Exceed RDA?
Nitrate as Nitrogen	1/9	1.30E+00	mg/L	1.30E+00			
Potassium	8/9	1.39E+01	mg/L	1.39E+01			
Silica	9/9	3.00E+01	mg/L	3.00E+01			
Sodium	9/9	2.90E+01	mg/L	2.90E+01			
Tetraoxo-sulfate(1-)	6/6	1.70E+01	mg/L	1.70E+01			
Vanadium	4/7	6.40E-02	mg/L	6.40E-02			
Zinc	4/9	3.30E-02	mg/L	3.30E-02			
Alpha activity	9/10	6.90E+00	pCi/L				
Beta activity	10/10	2.50E+01	pCi/L				
Neptunium-237	4/7	5.00E-01	pCi/L				
Plutonium-239	2/7	2.00E-01	pCi/L				
Radium-226	5/6	1.30E+00	pCi/L				
Radon-222	9/9	1.78E+02	pCi/L				
Technetium-99	6/10	1.30E+01	pCi/L				
Thorium-230	4/7	5.00E-01	pCi/L				
----- AREA_CODE=g MEDIA=RGa Groundwater -----							
Analyte	Frequency of Detection	Maximum detected concentration	Units	Daily dose for child	RDA for child	1/5 RDA	Exceed RDA?
Aluminum	25/31	1.10E+01	mg/L	1.10E+01			
Arsenic	1/36	5.20E-03	mg/L	5.20E-03			
Barium	35/36	2.00E-01	mg/L	2.00E-01			
Cadmium	1/36	1.20E-02	mg/L	1.20E-02			
Calcium	36/36	3.19E+01	mg/L	3.19E+01			
Chloride	33/33	5.50E+01	mg/L	5.50E+01			
Chromium	9/31	9.26E-01	mg/L	9.26E-01			
Copper	8/36	1.20E-01	mg/L	1.20E-01	1.00E+00	2.00E-01	No
Fluoride	26/26	2.70E-01	mg/L	2.70E-01	1.50E+00	3.00E-01	No
Iron	32/36	1.88E+01	mg/L	1.88E+01	1.00E+01	2.00E+00	Yes
Lead	4/25	1.29E-01	mg/L	1.29E-01			
Magnesium	36/36	1.08E+01	mg/L	1.08E+01			
Manganese	24/36	4.09E-01	mg/L	4.09E-01			
Nickel	10/35	1.66E+00	mg/L	1.66E+00			
Nitrate as Nitrogen	32/33	4.10E+00	mg/L	4.10E+00			
Potassium	15/35	5.51E+00	mg/L	5.51E+00	1.60E+03	3.20E+02	No

Table 2.10 Comparison of maximum detected concentrations of essential nutrients to recommended dietary allowances for children (continued)

----- AREA_CODE=g MEDIA=RGa Groundwater ----- (continued)							
Analyte	Frequency of Detection	Maximum detected concentration	Units	Daily dose for child	RDA for child	1/5 RDA	Exceed RDA?
Silica	30/30	3.00E+01	mg/L	3.00E+01			
Sodium	34/34	3.69E+01	mg/L	3.69E+01			
Tetraoxo-sulfate(1-)	24/24	1.10E+01	mg/L	1.10E+01			
Uranium	1/69	2.00E-03	mg/L	2.00E-03			
Vanadium	21/26	1.23E-01	mg/L	1.23E-01			
Zinc	17/36	5.30E+00	mg/L	5.30E+00			
Trichloroethene	2/48	1.00E-03	mg/L	1.00E-03			
Alpha activity	147/205	1.13E+01	pCi/L				
Beta activity	174/205	3.60E+01	pCi/L				
Neptunium-237	11/21	8.00E-01	pCi/L				
Plutonium-239	4/21	1.00E-01	pCi/L				
Radium-226	11/18	1.30E+00	pCi/L				
Radon-222	138/138	1.97E+03	pCi/L				
Technetium-99	59/583	2.90E+01	pCi/L				
Thorium-230	17/21	1.10E+00	pCi/L				
----- AREA_CODE=g MEDIA=UCRS Groundwater -----							
Analyte	Frequency of Detection	Maximum detected concentration	Units	Daily dose for child	RDA for child	1/5 RDA	Exceed RDA?
Aluminum	8/9	2.22E+00	mg/L	2.22E+00			
Barium	8/9	6.20E-02	mg/L	6.20E-02			
Calcium	9/9	4.80E+01	mg/L	4.80E+01	8.00E+02	1.60E+02	No
Chloride	8/9	6.88E+01	mg/L	6.88E+01	6.00E+02	1.20E+02	No
Chromium	2/9	1.18E-01	mg/L	1.18E-01			
Copper	2/9	1.50E-02	mg/L	1.50E-02	1.00E+00	2.00E-01	No
Fluoride	6/8	1.50E-01	mg/L	1.50E-01	1.50E+00	3.00E-01	No
Iron	6/9	1.70E+00	mg/L	1.70E+00	1.00E+01	2.00E+00	No
Magnesium	9/9	1.70E+01	mg/L	1.70E+01	1.70E+02	3.40E+01	No
Manganese	9/9	1.50E+00	mg/L	1.50E+00			
Nitrate as Nitrogen	6/9	7.80E+00	mg/L	7.80E+00			
Potassium	3/9	8.10E+00	mg/L	8.10E+00	1.60E+03	3.20E+02	No
Silica	9/9	3.00E+01	mg/L	3.00E+01			
Sodium	9/9	5.50E+01	mg/L	5.50E+01			
Tetraoxo-sulfate(1-)	6/6	2.38E+02	mg/L	2.38E+02			
Vanadium	4/9	1.40E-01	mg/L	1.40E-01			

Table 2.10 Comparison of maximum detected concentrations of essential nutrients to recommended dietary allowances for children (continued)

----- AREA_CODE=g MEDIA=UCRS Groundwater -----							
(continued)							
Analyte	Frequency of Detection	Maximum detected concentration	Units	Daily dose for child	RDA for child	1/5 RDA	Exceed RDA?
Zinc	4/9	6.20E-02	mg/L	6.20E-02			
Alpha activity	6/12	4.70E+00	pCi/L				
Beta activity	11/12	3.30E+01	pCi/L				
Neptunium-237	2/7	2.00E-01	pCi/L				
Plutonium-239	1/7	2.00E-01	pCi/L				
Radium-226	4/6	1.60E+00	pCi/L				
Radon-222	7/7	6.95E+02	pCi/L				
Technetium-99	11/11	3.80E+01	pCi/L				
Thorium-230	3/7	4.00E-01	pCi/L				
----- AREA_CODE=h MEDIA=McNairy Groundwater -----							
Analyte	Frequency of Detection	Maximum detected concentration	Units	Daily dose for child	RDA for child	1/5 RDA	Exceed RDA?
Aluminum	6/9	3.44E-01	mg/L	3.44E-01			
Barium	9/10	1.71E-01	mg/L	1.71E-01			
Calcium	10/10	2.98E+01	mg/L	2.98E+01			
Chloride	10/10	1.10E+01	mg/L	1.10E+01			
Fluoride	9/9	3.30E-01	mg/L	3.30E-01	1.50E+00	3.00E-01	Yes
Iron	10/10	6.14E+00	mg/L	6.14E+00			
Magnesium	10/10	9.76E+00	mg/L	9.76E+00			
Manganese	10/10	1.41E-01	mg/L	1.41E-01			
Nitrate as Nitrogen	1/10	1.40E+00	mg/L	1.40E+00			
Potassium	9/10	1.44E+01	mg/L	1.44E+01			
Silica	9/9	3.60E+01	mg/L	3.60E+01			
Sodium	10/10	1.72E+01	mg/L	1.72E+01			
Tetraoxo-sulfate(1-)	8/8	1.40E+01	mg/L	1.40E+01			
Vanadium	6/7	9.70E-02	mg/L	9.70E-02			
Zinc	4/10	1.90E-02	mg/L	1.90E-02			
Alpha activity	9/12	1.89E+01	pCi/L				
Beta activity	12/12	3.10E+01	pCi/L				
Neptunium-237	2/7	2.00E-01	pCi/L				
Plutonium-239	1/7	1.00E-01	pCi/L				
Radium-226	6/7	1.30E+00	pCi/L				
Radon-222	9/9	3.33E+02	pCi/L				
Technetium-99	9/12	2.10E+01	pCi/L				

Table 2.10 Comparison of maximum detected concentrations of essential nutrients to recommended dietary allowances for children (continued)

----- AREA_CODE=h MEDIA=McNairy Groundwater -----							
(continued)							
Analyte	Frequency of Detection	Maximum detected concentration	Units	Daily dose for child	RDA for child	1/5 RDA	Exceed RDA?
Thorium-230	4/7	2.30E+00	pCi/L				
----- AREA_CODE=h MEDIA=Other Groundwater -----							
Analyte	Frequency of Detection	Maximum detected concentration	Units	Daily dose for child	RDA for child	1/5 RDA	Exceed RDA?
Aluminum	24/28	1.41E+00	mg/L	1.41E+00			
Antimony	1/28	6.40E-02	mg/L	6.40E-02			
Barium	25/28	1.47E-01	mg/L	1.47E-01			
Calcium	28/28	1.91E+01	mg/L	1.91E+01	8.00E+02	1.60E+02	No
Chloride	28/28	5.90E+01	mg/L	5.90E+01	6.00E+02	1.20E+02	No
Chromium	1/28	9.40E-02	mg/L	9.40E-02			
Copper	5/27	4.80E-02	mg/L	4.80E-02	1.00E+00	2.00E-01	No
Fluoride	27/27	2.90E+00	mg/L	2.90E+00	1.50E+00	3.00E-01	Yes
Iron	21/28	3.83E+00	mg/L	3.83E+00	1.00E+01	2.00E+00	Yes
Magnesium	28/28	7.12E+00	mg/L	7.12E+00	1.70E+02	3.40E+01	No
Manganese	12/28	6.02E+00	mg/L	6.02E+00			
Mercury	1/26	3.80E-03	mg/L	3.80E-03			
Nickel	2/28	7.20E-02	mg/L	7.20E-02			
Nitrate as Nitrogen	25/28	4.60E+00	mg/L	4.60E+00			
Potassium	1/28	3.88E+00	mg/L	3.88E+00	1.60E+03	3.20E+02	No
Silica	28/28	2.20E+01	mg/L	2.20E+01			
Sodium	28/28	8.97E+01	mg/L	8.97E+01			
Tetraoxo-sulfate(1-)	19/19	4.88E+01	mg/L	4.88E+01			
Thallium	1/28	7.50E-02	mg/L	7.50E-02			
Vanadium	18/28	4.98E+00	mg/L	4.98E+00			
Zinc	13/28	3.80E-02	mg/L	3.80E-02			
Alpha activity	21/28	7.40E+00	pCi/L				
Beta activity	28/28	1.30E+01	pCi/L				
Neptunium-237	10/28	8.00E-01	pCi/L				
Plutonium-239	6/27	1.00E-01	pCi/L				
Radium-226	19/24	9.00E-01	pCi/L				
Radon-222	28/28	5.29E+03	pCi/L				
Technetium-99	20/28	2.20E+01	pCi/L				
Thorium-230	23/28	1.60E+00	pCi/L				

Table 2.10 Comparison of maximum detected concentrations of essential nutrients to recommended dietary allowances for children (continued)

----- AREA_CODE=h MEDIA=RGa Groundwater -----

Analyte	Frequency of Detection	Maximum detected concentration	Units	Daily dose for child	RDA for child	1/5 RDA	Exceed RDA?
Aluminum	6/8	2.31E+00	mg/L	2.31E+00			
Arsenic	1/10	7.00E-03	mg/L	7.00E-03			
Barium	10/11	2.82E-01	mg/L	2.82E-01			
Calcium	11/11	5.65E+01	mg/L	5.65E+01	8.00E+02	1.60E+02	No
Chloride	9/9	1.09E+02	mg/L	1.09E+02	6.00E+02	1.20E+02	No
Chromium	3/8	2.32E-01	mg/L	2.32E-01			
Copper	2/11	5.30E-02	mg/L	5.30E-02	1.00E+00	2.00E-01	No
Fluoride	7/7	2.60E-01	mg/L	2.60E-01			
Iron	10/11	4.68E+01	mg/L	4.68E+01	1.00E+01	2.00E+00	Yes
Magnesium	11/11	1.87E+01	mg/L	1.87E+01	1.70E+02	3.40E+01	No
Manganese	9/11	1.42E-01	mg/L	1.42E-01			
Nickel	2/11	6.50E-02	mg/L	6.50E-02			
Nitrate as Nitrogen	9/9	3.83E+01	mg/L	3.83E+01			
Potassium	1/11	2.20E+00	mg/L	2.20E+00			
Silica	7/7	2.00E+01	mg/L	2.00E+01			
Sodium	10/10	6.96E+01	mg/L	6.96E+01			
Tetraoxo-sulfate(1-)	9/9	2.26E+01	mg/L	2.26E+01			
Uranium	2/24	1.60E-02	mg/L	1.60E-02			
Vanadium	4/5	1.47E-01	mg/L	1.47E-01			
Zinc	4/11	4.40E-02	mg/L	4.40E-02			
Trichloroethene	2/28	3.00E-03	mg/L	3.00E-03			
cis-1,2-Dichloroethene	1/10	2.40E-03	mg/L	2.40E-03			
Alpha activity	125/173	3.14E+01	pCi/L				
Beta activity	147/173	5.70E+01	pCi/L				
Radon-222	57/57	1.06E+03	pCi/L				
Technetium-99	97/415	3.40E+01	pCi/L				

----- AREA_CODE=h MEDIA=UCRS Groundwater -----

Analyte	Frequency of Detection	Maximum detected concentration	Units	Daily dose for child	RDA for child	1/5 RDA	Exceed RDA?
Aluminum	2/2	1.64E+00	mg/L	1.64E+00			
Barium	3/3	1.12E-01	mg/L	1.12E-01			
Calcium	3/3	2.63E+01	mg/L	2.63E+01	8.00E+02	1.60E+02	No
Chloride	3/3	3.30E+01	mg/L	3.30E+01	6.00E+02	1.20E+02	No
Fluoride	3/3	2.30E-01	mg/L	2.30E-01	1.50E+00	3.00E-01	No
Iron	3/3	2.01E+00	mg/L	2.01E+00	1.00E+01	2.00E+00	Yes

Table 2.10 Comparison of maximum detected concentrations of essential nutrients to recommended dietary allowances for children (continued)

----- AREA_CODE=h MEDIA=UCRS Groundwater -----
(continued)

Analyte	Frequency of Detection	Maximum detected concentration	Units	Daily dose for child	RDA for child	1/5 RDA	Exceed RDA?
Magnesium	3/3	9.45E+00	mg/L	9.45E+00	1.70E+02	3.40E+01	No
Manganese	3/3	7.80E-02	mg/L	7.80E-02			
Nickel	3/3	5.70E-01	mg/L	5.70E-01			
Nitrate as Nitrogen	3/3	2.80E+00	mg/L	2.80E+00			
Potassium	2/3	5.14E+00	mg/L	5.14E+00	1.60E+03	3.20E+02	No
Silica	2/2	3.90E+01	mg/L	3.90E+01			
Sodium	3/3	4.52E+01	mg/L	4.52E+01			
Tetraoxo-sulfate(1-)	3/3	4.10E+01	mg/L	4.10E+01			
Vanadium	2/2	8.00E-02	mg/L	8.00E-02			
Zinc	1/3	1.80E-02	mg/L	1.80E-02			
Alpha activity	8/11	5.40E+00	pCi/L				
Beta activity	11/11	1.50E+01	pCi/L				
Radon-222	1/1	2.68E+02	pCi/L				
Technetium-99	8/11	2.20E+01	pCi/L				

----- AREA_CODE=i MEDIA=McNairy Groundwater -----

Analyte	Frequency of Detection	Maximum detected concentration	Units	Daily dose for child	RDA for child	1/5 RDA	Exceed RDA?
Aluminum	2/2	3.84E-01	mg/L	3.84E-01			
Barium	3/3	1.45E-01	mg/L	1.45E-01			
Calcium	3/3	4.10E+01	mg/L	4.10E+01	8.00E+02	1.60E+02	No
Chloride	3/3	3.10E+01	mg/L	3.10E+01	6.00E+02	1.20E+02	No
Fluoride	3/3	2.50E-01	mg/L	2.50E-01			
Iron	2/3	4.01E-01	mg/L	4.01E-01			
Magnesium	3/3	1.76E+01	mg/L	1.76E+01	1.70E+02	3.40E+01	No
Manganese	3/3	9.83E-01	mg/L	9.83E-01			
Nitrate as Nitrogen	1/3	2.30E+00	mg/L	2.30E+00			
Potassium	3/3	1.14E+01	mg/L	1.14E+01			
Silica	2/2	2.80E+01	mg/L	2.80E+01			
Sodium	3/3	2.44E+01	mg/L	2.44E+01			
Tetraoxo-sulfate(1-)	3/3	1.80E+01	mg/L	1.80E+01			
Uranium	1/7	1.00E-03	mg/L	1.00E-03			
Vanadium	1/2	1.87E-01	mg/L	1.87E-01			
Alpha activity	7/10	4.10E+00	pCi/L				
Beta activity	10/10	2.10E+01	pCi/L				

Table 2.10 Comparison of maximum detected concentrations of essential nutrients to recommended dietary allowances for children (continued)

----- AREA_CODE=i MEDIA=McNairy Groundwater -----								
(continued)								
Analyte	Frequency of Detection	Maximum detected concentration	Units	Daily dose for child	RDA for child	1/5 RDA	Exceed RDA?	
Radon-222	1/1	6.40E+01	pCi/L					
Technetium-99	8/10	2.20E+01	pCi/L					
----- AREA_CODE=i MEDIA=RGa Groundwater -----								
Analyte	Frequency of Detection	Maximum detected concentration	Units	Daily dose for child	RDA for child	1/5 RDA	Exceed RDA?	
Aluminum	86/110	4.85E+01	mg/L	4.85E+01				
Antimony	6/412	2.73E-01	mg/L	2.73E-01				
Arsenic	17/476	3.60E-02	mg/L	3.60E-02				
Barium	454/476	1.66E+00	mg/L	1.66E+00				
Beryllium	28/412	8.00E-03	mg/L	8.00E-03				
Bicarbonate	3/3	2.37E+02	mg/L	2.37E+02				
Boron	34/48	1.54E+00	mg/L	1.54E+00				
Cadmium	7/483	1.80E-02	mg/L	1.80E-02				
Calcium	147/148	6.85E+01	mg/L	6.85E+01	8.00E+02	1.60E+02		No
Cerium	24/48	8.00E-02	mg/L	8.00E-02				
Chloride	480/483	1.62E+02	mg/L	1.62E+02	6.00E+02	1.20E+02		Yes
Chromium	195/488	2.51E+01	mg/L	2.51E+01				
Cobalt	36/412	8.40E-02	mg/L	8.40E-02				
Copper	42/478	3.10E-01	mg/L	3.10E-01	1.00E+00	2.00E-01		Yes
Fluoride	169/175	7.10E-01	mg/L	7.10E-01	1.50E+00	3.00E-01		Yes
Gallium	24/48	9.00E-02	mg/L	9.00E-02				
Iron	419/484	1.69E+02	mg/L	1.69E+02	1.00E+01	2.00E+00		Yes
Lead	8/445	1.26E-01	mg/L	1.26E-01				
Lithium	24/48	8.00E-02	mg/L	8.00E-02				
Magnesium	148/148	3.49E+01	mg/L	3.49E+01	1.70E+02	3.40E+01		Yes
Manganese	121/148	1.49E+01	mg/L	1.49E+01				
Mercury	2/434	3.00E-04	mg/L	3.00E-04				
Molybdenum	24/87	3.00E-02	mg/L	3.00E-02				
Nickel	161/478	1.89E+00	mg/L	1.89E+00				
Nitrate as Nitrogen	391/477	4.80E+00	mg/L	4.80E+00				
Potassium	69/133	2.21E+01	mg/L	2.21E+01	1.60E+03	3.20E+02		No
Selenium	3/444	9.00E-03	mg/L	9.00E-03	3.00E-02	6.00E-03		Yes
Silica	22/22	3.40E+01	mg/L	3.40E+01				
Silver	15/437	9.70E-02	mg/L	9.70E-02				

Table 2.10 Comparison of maximum detected concentrations of essential nutrients to recommended dietary allowances for children (continued)

----- AREA_CODE=i MEDIA=RGa Groundwater -----
(continued)

Analyte	Frequency of Detection	Maximum detected concentration	Units	Daily dose for child	RDA for child	1/5 RDA	Exceed RDA?
Sodium	477/477	7.64E+01	mg/L	7.64E+01			
Strontium	54/54	1.70E-01	mg/L	1.70E-01			
Sulfate	73/88	2.21E+02	mg/L	2.21E+02			
Tetraoxo-sulfate(1-)	104/113	3.98E+02	mg/L	3.98E+02			
Thorium	24/48	5.00E-02	mg/L	5.00E-02			
Titanium	27/48	2.20E-01	mg/L	2.20E-01			
Uranium	13/506	2.40E-02	mg/L	2.40E-02			
Vanadium	117/385	4.28E-01	mg/L	4.28E-01			
Zinc	128/476	4.60E-01	mg/L	4.60E-01			
Zirconium	24/48	2.00E-02	mg/L	2.00E-02			
1,1,1-Trichloroethane	1/508	4.00E-03	mg/L	4.00E-03			
1,2-Dichlorobenzene	1/342	5.70E-05	mg/L	5.70E-05			
1,2-Dichloroethene	4/23	2.00E-03	mg/L	2.00E-03			
1,3,5-Trimethylbenzene	1/1	2.00E-04	mg/L	2.00E-04			
1,4-Dichlorobenzene	1/342	6.20E-05	mg/L	6.20E-05			
2-Butanone	42/372	5.10E-02	mg/L	5.10E-02			
4-Bromofluorobenzene	2/2	9.40E-02	mg/L	9.40E-02			
4-Methyl-2-pentanone	2/404	1.70E-02	mg/L	1.70E-02			
Acetone	53/372	9.90E-02	mg/L	9.90E-02			
Acrylonitrile	1/378	1.00E-02	mg/L	1.00E-02			
Benzene	2/505	1.00E-03	mg/L	1.00E-03			
Bis(2-ethylhexyl)phthalate	4/22	9.00E-03	mg/L	9.00E-03			
Bromomethane	3/404	1.00E-03	mg/L	1.00E-03			
Carbazole	1/2	1.20E-02	mg/L	1.20E-02			
Chlorobenzene	2/404	1.00E-03	mg/L	1.00E-03			
Chloroethane	1/404	1.00E-03	mg/L	1.00E-03			
Chloroform	10/524	2.00E-03	mg/L	2.00E-03			
Chloromethane	14/404	2.00E-03	mg/L	2.00E-03			
Chrysene	1/22	6.00E-04	mg/L	6.00E-04			
Di-n-butyl phthalate	2/22	1.00E-02	mg/L	1.00E-02			
Dichlorodifluoromethane	1/404	7.40E-05	mg/L	7.40E-05			
Dimethylbenzene	2/505	3.00E-03	mg/L	3.00E-03			
Ethanol	7/340	3.50E-01	mg/L	3.50E-01			
Ethylbenzene	1/505	1.00E-03	mg/L	1.00E-03			
Methylene chloride	39/404	1.80E-02	mg/L	1.80E-02			
PCB-1254	1/20	9.00E-04	mg/L	9.00E-04			
Polychlorinated biphenyl	1/87	1.00E-04	mg/L	1.00E-04			
Tetrachloroethene	4/460	2.00E-03	mg/L	2.00E-03			
Toluene	15/505	9.00E-03	mg/L	9.00E-03			

Table 2.10 Comparison of maximum detected concentrations of essential nutrients to recommended dietary allowances for children (continued)

----- AREA_CODE=i MEDIA=RGA Groundwater -----
(continued)

Analyte	Frequency of Detection	Maximum detected concentration	Units	Daily dose for child	RDA for child	1/5 RDA	Exceed RDA?
Trichloroethene	317/611	4.70E-02	mg/L	4.70E-02			
Trichlorofluoromethane	7/404	2.00E-03	mg/L	2.00E-03			
Vinyl chloride	1/526	1.00E-03	mg/L	1.00E-03			
cis-1,2-Dichloroethene	13/451	2.00E-03	mg/L	2.00E-03			
m,p-Xylene	3/12	1.50E-04	mg/L	1.50E-04			
trans-1,2-Dichloroethene	2/516	2.00E-03	mg/L	2.00E-03			
trans-1,3-Dichloropropene	1/404	1.70E-04	mg/L	1.70E-04			
Alpha activity	424/612	3.13E+01	pCi/L				
Americium-241	3/7	8.00E-01	pCi/L				
Beta activity	608/642	1.35E+03	pCi/L				
Cesium-137	5/7	6.00E-01	pCi/L				
Cobalt-60	5/7	1.20E+00	pCi/L				
Neptunium-237	2/3	5.00E-01	pCi/L				
Radium-226	8/8	9.00E-01	pCi/L				
Radon-222	30/30	9.30E+02	pCi/L				
Technetium-99	496/671	1.40E+03	pCi/L				
Thorium-230	2/2	4.00E-01	pCi/L				
Thorium-234	1/1	6.00E-01	pCi/L				

----- AREA_CODE=i MEDIA=UCRS Groundwater -----

Analyte	Frequency of Detection	Maximum detected concentration	Units	Daily dose for child	RDA for child	1/5 RDA	Exceed RDA?
Aluminum	9/9	1.32E+01	mg/L	1.32E+01			
Antimony	4/22	2.35E-01	mg/L	2.35E-01			
Arsenic	11/42	5.70E-02	mg/L	5.70E-02			
Barium	39/42	1.19E+00	mg/L	1.19E+00			
Cadmium	2/46	1.90E-02	mg/L	1.90E-02			
Calcium	18/18	1.28E+02	mg/L	1.28E+02	8.00E+02	1.60E+02	No
Chloride	43/45	9.79E+01	mg/L	9.79E+01	6.00E+02	1.20E+02	No
Chromium	4/46	1.46E-01	mg/L	1.46E-01			
Cobalt	1/22	6.60E-02	mg/L	6.60E-02			
Copper	29/46	1.32E+00	mg/L	1.32E+00	1.00E+00	2.00E-01	Yes
Fluoride	36/41	8.90E+00	mg/L	8.90E+00	1.50E+00	3.00E-01	Yes
Iron	46/46	6.06E+01	mg/L	6.06E+01	1.00E+01	2.00E+00	Yes
Lead	5/37	2.35E-01	mg/L	2.35E-01			

Table 2.10 Comparison of maximum detected concentrations of essential nutrients to recommended dietary allowances for children (continued)

----- AREA_CODE=i MEDIA=UCRS Groundwater -----
(continued)

Analyte	Frequency of Detection	Maximum detected concentration	Units	Daily dose for child	RDA for child	1/5 RDA	Exceed RDA?
Magnesium	18/18	4.37E+01	mg/L	4.37E+01	1.70E+02	3.40E+01	Yes
Manganese	17/18	8.06E+00	mg/L	8.06E+00			
Mercury	3/33	5.00E-04	mg/L	5.00E-04			
Nickel	7/45	5.95E-01	mg/L	5.95E-01			
Nitrate	1/1	2.10E+00	mg/L	2.10E+00			
Nitrate as Nitrogen	25/40	2.30E+00	mg/L	2.30E+00			
Potassium	6/13	1.36E+01	mg/L	1.36E+01	1.60E+03	3.20E+02	No
Selenium	1/37	5.00E-03	mg/L	5.00E-03			
Silica	9/9	3.50E+01	mg/L	3.50E+01			
Silver	1/33	4.50E-02	mg/L	4.50E-02			
Sodium	43/43	1.49E+02	mg/L	1.49E+02			
Sulfate	12/12	1.90E+02	mg/L	1.90E+02			
Tetraoxo-sulfate(1-)	29/29	3.76E+02	mg/L	3.76E+02			
Thallium	1/17	8.20E-03	mg/L	8.20E-03			
Uranium	32/59	6.40E-01	mg/L	6.40E-01			
Vanadium	16/17	4.33E-01	mg/L	4.33E-01			
Zinc	38/46	1.88E+00	mg/L	1.88E+00			
2-Butanone	3/28	7.00E-03	mg/L	7.00E-03			
Acetone	4/28	1.50E-02	mg/L	1.50E-02			
Benzene	1/48	5.00E-03	mg/L	5.00E-03			
Bromodichloromethane	1/49	9.00E-03	mg/L	9.00E-03			
Chloroform	3/50	2.40E-02	mg/L	2.40E-02			
Dibromochloromethane	1/29	2.00E-03	mg/L	2.00E-03			
Dichlorodifluoromethane	3/28	6.00E-03	mg/L	6.00E-03			
Ethanol	3/28	2.40E-02	mg/L	2.40E-02			
Methylene chloride	10/28	1.30E-02	mg/L	1.30E-02			
Trichloroethene	9/89	5.60E-02	mg/L	5.60E-02			
Alpha activity	63/80	3.49E+02	pCi/L				
Beta activity	75/80	1.00E+03	pCi/L				
Cesium-137	3/4	9.00E-01	pCi/L				
Cobalt-60	4/4	1.40E+00	pCi/L				
Radium-226	3/4	7.00E-01	pCi/L				
Radon-222	5/5	5.19E+02	pCi/L				
Technetium-99	77/91	3.39E+02	pCi/L				

Table 2.10 Comparison of maximum detected concentrations of essential nutrients to recommended dietary allowances for children (continued)

----- AREA_CODE=j MEDIA=McNairy Groundwater -----

Analyte	Frequency of Detection	Maximum detected concentration	Units	Daily dose for child	RDA for child	1/5 RDA	Exceed RDA?
Aluminum	2/2	2.04E+00	mg/L	2.04E+00			
Arsenic	1/2	8.54E-02	mg/L	8.54E-02			
Barium	2/2	1.27E-01	mg/L	1.27E-01			
Calcium	2/2	5.51E+01	mg/L	5.51E+01	8.00E+02	1.60E+02	No
Chloride	2/2	3.40E+01	mg/L	3.40E+01	6.00E+02	1.20E+02	No
Fluoride	2/2	1.60E-01	mg/L	1.60E-01			
Iron	1/2	1.22E-01	mg/L	1.22E-01			
Magnesium	2/2	9.50E+00	mg/L	9.50E+00			
Manganese	2/2	3.02E+00	mg/L	3.02E+00			
Molybdenum	1/2	3.15E-01	mg/L	3.15E-01	5.00E-02	1.00E-02	Yes
Potassium	1/2	8.88E+00	mg/L	8.88E+00			
Silica	2/2	1.70E+01	mg/L	1.70E+01			
Sodium	2/2	2.63E+01	mg/L	2.63E+01			
Sulfate	2/2	1.56E+02	mg/L	1.56E+02			
Thallium	1/2	1.03E-01	mg/L	1.03E-01			
Uranium	1/2	1.00E-03	mg/L	1.00E-03			
Vanadium	2/2	1.07E-01	mg/L	1.07E-01			
Alpha activity	2/2	1.00E+00	pCi/L				
Beta activity	2/2	4.30E+01	pCi/L				
Technetium-99	2/2	1.60E+01	pCi/L				
Thorium-230	1/2	1.00E-01	pCi/L				

----- AREA_CODE=j MEDIA=RGa Groundwater -----

Analyte	Frequency of Detection	Maximum detected concentration	Units	Daily dose for child	RDA for child	1/5 RDA	Exceed RDA?
Aluminum	4/4	7.84E+00	mg/L	7.84E+00			
Arsenic	2/4	9.10E-03	mg/L	9.10E-03			
Barium	4/4	1.11E-01	mg/L	1.11E-01			
Calcium	4/4	1.34E+02	mg/L	1.34E+02	8.00E+02	1.60E+02	No
Chloride	4/4	1.80E+01	mg/L	1.80E+01			
Copper	1/4	1.10E-02	mg/L	1.10E-02			
Fluoride	1/4	1.80E-01	mg/L	1.80E-01			
Iron	4/4	1.03E+01	mg/L	1.03E+01	1.00E+01	2.00E+00	Yes
Magnesium	4/4	1.81E+01	mg/L	1.81E+01	1.70E+02	3.40E+01	No
Manganese	4/4	5.55E+00	mg/L	5.55E+00			
Molybdenum	2/4	2.86E-01	mg/L	2.86E-01	5.00E-02	1.00E-02	Yes

Table 2.10 Comparison of maximum detected concentrations of essential nutrients to recommended dietary allowances for children (continued)

----- AREA_CODE=j MEDIA=RGa Groundwater -----								
(continued)								
Analyte	Frequency of Detection	Maximum detected concentration	Units	Daily dose for child	RDA for child	1/5 RDA	Exceed RDA?	
Nickel	1/4	5.20E-02	mg/L	5.20E-02				
Nitrate as Nitrogen	1/4	3.40E+00	mg/L	3.40E+00				
Potassium	3/4	1.94E+01	mg/L	1.94E+01	1.60E+03	3.20E+02	No	
Silica	4/4	3.20E+01	mg/L	3.20E+01				
Sodium	4/4	2.26E+01	mg/L	2.26E+01				
Sulfate	4/4	7.42E+02	mg/L	7.42E+02				
Thallium	3/4	1.35E-01	mg/L	1.35E-01				
Vanadium	3/4	1.92E-01	mg/L	1.92E-01				
Zinc	4/4	4.10E-02	mg/L	4.10E-02				
2-Butanone	1/1	1.60E-02	mg/L	1.60E-02				
Alpha activity	4/4	2.20E+00	pCi/L					
Beta activity	4/4	4.30E+01	pCi/L					
Neptunium-237	2/4	4.00E-01	pCi/L					
Technetium-99	4/4	1.90E+01	pCi/L					
Thorium-230	3/4	2.00E-01	pCi/L					
----- AREA_CODE=k MEDIA=Other Groundwater -----								
Analyte	Frequency of Detection	Maximum detected concentration	Units	Daily dose for child	RDA for child	1/5 RDA	Exceed RDA?	
Aluminum	37/55	8.77E+01	mg/L	8.77E+01				
Ammonia as Nitrogen	1/3	6.23E+00	mg/L	6.23E+00				
Antimony	2/40	5.23E-02	mg/L	5.23E-02				
Arsenic	5/75	2.10E-02	mg/L	2.10E-02				
Barium	42/75	2.78E-01	mg/L	2.78E-01				
Beryllium	6/40	6.28E-02	mg/L	6.28E-02				
Cadmium	1/75	1.60E-02	mg/L	1.60E-02				
Calcium	37/37	4.39E+02	mg/L	4.39E+02	8.00E+02	1.60E+02	Yes	
Chloride	35/35	7.74E+01	mg/L	7.74E+01	6.00E+02	1.20E+02	No	
Chromium	10/37	8.50E-02	mg/L	8.50E-02				
Cobalt	11/40	1.01E+00	mg/L	1.01E+00				
Copper	13/40	3.40E-02	mg/L	3.40E-02	1.00E+00	2.00E-01	No	
Fluoride	24/32	6.40E-01	mg/L	6.40E-01	1.50E+00	3.00E-01	Yes	
Iron	61/72	1.23E+03	mg/L	1.23E+03	1.00E+01	2.00E+00	Yes	
Kjeldahl Nitrogen	3/4	1.38E+00	mg/L	1.38E+00				
Lead	14/72	1.78E+00	mg/L	1.78E+00				

Table 2.10 Comparison of maximum detected concentrations of essential nutrients to recommended dietary allowances for children (continued)

----- AREA_CODE=k MEDIA=Other Groundwater -----
(continued)

Analyte	Frequency of Detection	Maximum detected concentration	Units	Daily dose for child	RDA for child	1/5 RDA	Exceed RDA?
Magnesium	72/72	1.72E+02	mg/L	1.72E+02	1.70E+02	3.40E+01	Yes
Manganese	70/72	6.00E+01	mg/L	6.00E+01			
Mercury	1/35	3.00E-04	mg/L	3.00E-04			
Nickel	23/75	7.76E-01	mg/L	7.76E-01			
Nitrate as Nitrogen	10/32	3.80E+00	mg/L	3.80E+00			
Nitrate/Nitrite	2/4	2.20E-01	mg/L	2.20E-01			
Potassium	38/69	2.46E+01	mg/L	2.46E+01	1.60E+03	3.20E+02	No
Selenium	3/38	4.90E-03	mg/L	4.90E-03			
Silica	49/50	5.02E+02	mg/L	5.02E+02			
Silver	1/31	2.20E-03	mg/L	2.20E-03			
Sodium	72/72	2.05E+02	mg/L	2.05E+02			
Strontium	30/38	2.33E+00	mg/L	2.33E+00			
Sulfate	3/3	1.98E+03	mg/L	1.98E+03			
Sulfide	2/4	2.40E+00	mg/L	2.40E+00			
Tetraoxo-sulfate(1-)	29/29	4.87E+03	mg/L	4.87E+03			
Tin	1/4	1.05E-02	mg/L	1.05E-02			
Total Phosphate as Phosphorus	1/3	3.40E-01	mg/L	3.40E-01	8.00E+02	1.60E+02	No
Uranium	48/77	1.40E-02	mg/L	1.40E-02			
Vanadium	15/17	3.07E-01	mg/L	3.07E-01			
Zinc	23/40	1.99E+00	mg/L	1.99E+00			
1,1,1-Trichloroethane	3/70	4.40E-02	mg/L	4.40E-02			
1,1-Dichloroethane	11/70	1.40E-01	mg/L	1.40E-01			
1,1-Dichloroethene	11/70	4.60E-01	mg/L	4.60E-01			
1,2-Dichloroethene	2/9	3.30E-01	mg/L	3.30E-01			
Acetone	1/9	1.00E-01	mg/L	1.00E-01			
Di-n-butyl phthalate	1/10	1.40E-02	mg/L	1.40E-02			
Methylene chloride	8/9	1.10E-02	mg/L	1.10E-02			
Naphthalene	1/10	7.00E-02	mg/L	7.00E-02			
Phenanthrene	1/10	2.00E-03	mg/L	2.00E-03			
Trichloroethene	22/81	6.00E-01	mg/L	6.00E-01			
Vinyl chloride	1/70	1.50E-02	mg/L	1.50E-02			
cis-1,2-Dichloroethene	32/62	4.20E+00	mg/L	4.20E+00			
Alpha activity	72/93	5.99E+01	pCi/L				
Beta activity	78/93	1.60E+02	pCi/L				
Neptunium-237	3/8	5.50E-01	pCi/L				
Plutonium-238	1/1	1.00E-01	pCi/L				
Plutonium-239	1/8	1.00E-01	pCi/L				
Plutonium-242	1/1	1.83E-02	pCi/L				
Radium-226	5/6	8.00E-01	pCi/L				

Table 2.10 Comparison of maximum detected concentrations of essential nutrients to recommended dietary allowances for children (continued)

----- AREA_CODE=k MEDIA=Other Groundwater -----
(continued)

Analyte	Frequency of Detection	Maximum detected concentration	Units	Daily dose for child	RDA for child	1/5 RDA	Exceed RDA?
Radon-222	30/30	1.31E+03	pCi/L				
Technetium-99	67/93	1.88E+02	pCi/L				
Thorium-228	1/1	7.80E-01	pCi/L				
Thorium-230	7/8	7.90E-01	pCi/L				
Thorium-232	1/1	6.40E-01	pCi/L				
Uranium-234	11/14	8.44E+00	pCi/L				
Uranium-235	5/11	6.10E-01	pCi/L				
Uranium-238	12/14	8.72E+00	pCi/L				

----- AREA_CODE=k MEDIA=RGa Groundwater -----

Analyte	Frequency of Detection	Maximum detected concentration	Units	Daily dose for child	RDA for child	1/5 RDA	Exceed RDA?
Alpha activity	25/27	6.00E+00	pCi/L				
Beta activity	25/27	1.20E+01	pCi/L				
Radon-222	5/6	5.76E+02	pCi/L				
Technetium-99	8/31	2.10E+01	pCi/L				

----- AREA_CODE=l MEDIA=McNairy Groundwater -----

Analyte	Frequency of Detection	Maximum detected concentration	Units	Daily dose for child	RDA for child	1/5 RDA	Exceed RDA?
Aluminum	7/44	1.50E+00	mg/L	1.50E+00			
Antimony	1/26	1.85E-01	mg/L	1.85E-01			
Barium	17/18	1.70E-01	mg/L	1.70E-01			
Calcium	48/48	2.76E+01	mg/L	2.76E+01			
Chloride	45/45	5.51E+01	mg/L	5.51E+01	6.00E+02	1.20E+02	No
Copper	2/18	2.00E-02	mg/L	2.00E-02			
Fluoride	25/25	1.80E-01	mg/L	1.80E-01			
Iron	47/48	1.66E+01	mg/L	1.66E+01			
Magnesium	48/48	1.23E+01	mg/L	1.23E+01			
Manganese	47/48	9.11E-01	mg/L	9.11E-01			
Nitrate as Nitrogen	1/45	5.60E+00	mg/L	5.60E+00			

Table 2.10 Comparison of maximum detected concentrations of essential nutrients to recommended dietary allowances for children (continued)

----- AREA_CODE=1 MEDIA=McNairy Groundwater -----							
(continued)							
Analyte	Frequency of Detection	Maximum detected concentration	Units	Daily dose for child	RDA for child	1/5 RDA	Exceed RDA?
Potassium	25/44	1.23E+01	mg/L	1.23E+01			
Silica	35/35	3.40E+01	mg/L	3.40E+01			
Sodium	48/48	3.81E+01	mg/L	3.81E+01			
Tetraoxo-sulfate(1-)	27/41	2.89E+01	mg/L	2.89E+01			
Thallium	1/8	1.02E+00	mg/L	1.02E+00			
Vanadium	5/8	6.60E-02	mg/L	6.60E-02			
Zinc	14/18	1.90E-01	mg/L	1.90E-01			
Trichloroethene	5/58	9.60E+00	mg/L	9.60E+00			
Alpha activity	41/50	7.30E+00	pCi/L				
Beta activity	49/50	1.48E+03	pCi/L				
Neptunium-237	6/10	4.00E-01	pCi/L				
Plutonium-238	1/2	5.00E-02	pCi/L				
Plutonium-239	1/7	1.00E-01	pCi/L				
Radium-226	8/9	8.60E-01	pCi/L				
Radon-222	44/44	2.91E+02	pCi/L				
Technetium-99	39/58	1.95E+03	pCi/L				
Thorium-230	6/9	8.00E-01	pCi/L				
----- AREA_CODE=1 MEDIA=Other Groundwater -----							
Analyte	Frequency of Detection	Maximum detected concentration	Units	Daily dose for child	RDA for child	1/5 RDA	Exceed RDA?
Methylene chloride	1/1	5.00E-03	mg/L	5.00E-03			
----- AREA_CODE=1 MEDIA=RGa Groundwater -----							
Analyte	Frequency of Detection	Maximum detected concentration	Units	Daily dose for child	RDA for child	1/5 RDA	Exceed RDA?
Aluminum	177/395	1.43E+02	mg/L	1.43E+02			
Arsenic	34/576	1.40E-01	mg/L	1.40E-01			
Barium	242/252	2.20E+00	mg/L	2.20E+00			
Beryllium	12/255	1.40E-02	mg/L	1.40E-02			
Cadmium	6/590	2.13E-01	mg/L	2.13E-01			

Table 2.10 Comparison of maximum detected concentrations of essential nutrients to recommended dietary allowances for children (continued)

----- AREA_CODE=1 MEDIA=RGW Groundwater -----
(continued)

Analyte	Frequency of Detection	Maximum detected concentration	Units	Daily dose for child	RDA for child	1/5 RDA	Exceed RDA?
Calcium	485/485	4.87E+01	mg/L	4.87E+01	8.00E+02	1.60E+02	No
Chloride	452/452	5.86E+02	mg/L	5.86E+02	6.00E+02	1.20E+02	Yes
Chromium	85/585	8.62E+00	mg/L	8.62E+00			
Cobalt	11/249	9.00E-02	mg/L	9.00E-02			
Copper	26/260	1.31E-01	mg/L	1.31E-01	1.00E+00	2.00E-01	No
Fluoride	210/317	7.20E+00	mg/L	7.20E+00	1.50E+00	3.00E-01	Yes
Iron	360/490	7.20E+02	mg/L	7.20E+02	1.00E+01	2.00E+00	Yes
Lead	21/490	4.32E-01	mg/L	4.32E-01			
Magnesium	491/491	4.72E+01	mg/L	4.72E+01	1.70E+02	3.40E+01	Yes
Manganese	345/482	8.20E+00	mg/L	8.20E+00			
Mercury	1/472	3.00E-04	mg/L	3.00E-04			
Molybdenum	5/165	1.00E-01	mg/L	1.00E-01	5.00E-02	1.00E-02	Yes
Nickel	94/266	6.73E-01	mg/L	6.73E-01			
Nitrate as Nitrogen	273/438	3.93E+01	mg/L	3.93E+01			
Nitrate/Nitrite	6/6	9.40E+00	mg/L	9.40E+00			
Potassium	77/445	2.44E+01	mg/L	2.44E+01	1.60E+03	3.20E+02	No
Selenium	5/489	4.76E-01	mg/L	4.76E-01	3.00E-02	6.00E-03	Yes
Silica	243/243	4.50E+01	mg/L	4.50E+01			
Silver	2/124	5.70E-03	mg/L	5.70E-03			
Sodium	490/490	2.66E+02	mg/L	2.66E+02			
Strontium	3/3	3.33E-01	mg/L	3.33E-01			
Sulfate	31/31	4.20E+01	mg/L	4.20E+01			
Tetraoxo-sulfate(1-)	399/417	2.24E+02	mg/L	2.24E+02			
Thallium	1/143	2.38E-01	mg/L	2.38E-01			
Tin	4/14	8.00E-01	mg/L	8.00E-01			
Total Phosphate as Phosphorus	12/268	3.49E+01	mg/L	3.49E+01	8.00E+02	1.60E+02	No
Uranium	28/622	1.90E-01	mg/L	1.90E-01			
Vanadium	109/150	9.50E-01	mg/L	9.50E-01			
Zinc	100/262	1.00E+00	mg/L	1.00E+00			
1,1,2-Trichloro-1,2,2-trifluoroethane	2/4	5.70E-03	mg/L	5.70E-03			
1,1,2-Trichloroethane	1/659	2.00E-03	mg/L	2.00E-03			
1,1-Dichloroethane	1/602	4.10E-03	mg/L	4.10E-03			
1,1-Dichloroethene	4/604	6.50E-02	mg/L	6.50E-02			
1,2-Dichloroethane	1/667	1.10E-03	mg/L	1.10E-03			
4-Methyl-2-pentanone	1/22	2.50E-03	mg/L	2.50E-03			
Acetone	4/24	2.30E-02	mg/L	2.30E-02			
Bis(2-ethylhexyl)phthalate	2/12	2.00E-03	mg/L	2.00E-03			
Butyl benzyl phthalate	1/12	1.00E-03	mg/L	1.00E-03			
Carbon tetrachloride	4/668	1.60E-01	mg/L	1.60E-01			

Table 2.10 Comparison of maximum detected concentrations of essential nutrients to recommended dietary allowances for children (continued)

----- AREA_CODE=1 MEDIA=RGA Groundwater -----
(continued)

Analyte	Frequency of Detection	Maximum detected concentration	Units	Daily dose for child	RDA for child	1/5 RDA	Exceed RDA?
Chlorobenzene	1/22	2.00E-03	mg/L	2.00E-03			
Chloroform	6/666	1.40E-02	mg/L	1.40E-02			
Di-n-butyl phthalate	2/12	2.10E-02	mg/L	2.10E-02			
Dimethylbenzene	1/627	2.20E+00	mg/L	2.20E+00			
Ethane	8/15	1.97E-01	mg/L	1.97E-01			
Ethylbenzene	1/628	8.70E-01	mg/L	8.70E-01			
Ethylene	8/15	4.17E+00	mg/L	4.17E+00			
Methylene chloride	8/22	1.30E-01	mg/L	1.30E-01			
Tetrachloroethene	7/689	3.20E-01	mg/L	3.20E-01			
Toluene	3/628	1.10E-02	mg/L	1.10E-02			
Trichloroethene	816/1E3	4.60E+02	mg/L	4.60E+02			
Vinyl chloride	2/680	6.30E+00	mg/L	6.30E+00			
cis-1,2-Dichloroethene	25/670	4.20E+00	mg/L	4.20E+00			
trans-1,2-Dichloroethene	4/666	1.20E+00	mg/L	1.20E+00			
Alpha activity	606/885	6.59E+01	pCi/L				
Americium-241	13/21	3.50E+00	pCi/L				
Beta activity	794/885	9.83E+03	pCi/L				
Cesium-137	9/36	2.07E+01	pCi/L				
Cobalt-60	8/11	2.30E+00	pCi/L				
Neptunium-237	36/58	1.44E+01	pCi/L				
Plutonium-238	9/13	7.00E-02	pCi/L				
Plutonium-239	12/38	2.00E-01	pCi/L				
Plutonium-239/240	5/7	3.06E-02	pCi/L				
Radium-226	40/45	7.39E+02	pCi/L				
Radon-222	311/311	9.48E+03	pCi/L				
Technetium-99	1E3/2E3	1.67E+04	pCi/L				
Thorium-230	41/52	4.70E+00	pCi/L				
Uranium-234	24/32	2.00E+02	pCi/L				
Uranium-235	10/22	9.96E+00	pCi/L				
Uranium-235/236	8/10	3.50E-01	pCi/L				
Uranium-238	21/29	2.11E+02	pCi/L				

Table 2.10 Comparison of maximum detected concentrations of essential nutrients to recommended dietary allowances for children (continued)

----- AREA_CODE=1 MEDIA=UCRS Groundwater -----

Analyte	Frequency of Detection	Maximum detected concentration	Units	Daily dose for child	RDA for child	1/5 RDA	Exceed RDA?
Aluminum	129/151	6.24E+01	mg/L	6.24E+01			
Ammonia as Nitrogen	2/4	1.60E-01	mg/L	1.60E-01			
Antimony	3/133	2.79E-02	mg/L	2.79E-02			
Arsenic	69/263	4.53E-01	mg/L	4.53E-01			
Barium	126/134	8.88E-01	mg/L	8.88E-01			
Beryllium	5/127	1.70E-03	mg/L	1.70E-03			
Cadmium	6/269	1.80E-02	mg/L	1.80E-02			
Calcium	164/164	3.78E+02	mg/L	3.78E+02	8.00E+02	1.60E+02	Yes
Chloride	161/162	6.29E+02	mg/L	6.29E+02	6.00E+02	1.20E+02	Yes
Chromium	46/262	1.36E+00	mg/L	1.36E+00			
Cobalt	9/125	6.76E-02	mg/L	6.76E-02			
Copper	16/127	3.30E-02	mg/L	3.30E-02	1.00E+00	2.00E-01	No
Cyanide	2/9	1.00E-02	mg/L	1.00E-02			
Fluoride	85/134	2.40E+00	mg/L	2.40E+00	1.50E+00	3.00E-01	Yes
Iron	158/170	3.44E+02	mg/L	3.44E+02	1.00E+01	2.00E+00	Yes
Kjeldahl Nitrogen	3/4	8.95E+00	mg/L	8.95E+00			
Lead	10/193	1.38E+00	mg/L	1.38E+00			
Magnesium	173/173	9.40E+01	mg/L	9.40E+01	1.70E+02	3.40E+01	Yes
Manganese	143/168	2.70E+01	mg/L	2.70E+01			
Mercury	2/180	3.00E-04	mg/L	3.00E-04			
Molybdenum	1/105	1.00E-02	mg/L	1.00E-02	5.00E-02	1.00E-02	Yes
Nickel	48/137	2.30E+00	mg/L	2.30E+00			
Nitrate as Nitrogen	40/150	2.69E+01	mg/L	2.69E+01			
Nitrate/Nitrite	7/9	9.38E+00	mg/L	9.38E+00			
Orthophosphate	3/3	1.60E-01	mg/L	1.60E-01			
Potassium	32/165	2.98E+01	mg/L	2.98E+01	1.60E+03	3.20E+02	No
Selenium	9/183	1.60E-02	mg/L	1.60E-02	3.00E-02	6.00E-03	Yes
Silica	87/87	7.90E+01	mg/L	7.90E+01			
Silver	3/27	5.00E-03	mg/L	5.00E-03			
Sodium	173/173	2.81E+02	mg/L	2.81E+02			
Strontium	9/10	1.64E+00	mg/L	1.64E+00			
Sulfate	17/18	2.19E+02	mg/L	2.19E+02			
Sulfide	3/4	6.40E+01	mg/L	6.40E+01			

Table 2.10 Comparison of maximum detected concentrations of essential nutrients to recommended dietary allowances for children (continued)

----- AREA_CODE=1 MEDIA=UCRS Groundwater -----
(continued)

Analyte	Frequency of Detection	Maximum detected concentration	Units	Daily dose for child	RDA for child	1/5 RDA	Exceed RDA?
Tetraoxo-sulfate(1-)	138/143	6.95E+02	mg/L	6.95E+02			
Thallium	2/108	9.10E-02	mg/L	9.10E-02			
Tin	1/5	2.60E-02	mg/L	2.60E-02			
Uranium	41/226	1.30E-01	mg/L	1.30E-01			
Vanadium	94/110	7.11E-01	mg/L	7.11E-01			
Zinc	66/128	9.90E-02	mg/L	9.90E-02			
1,1,1-Trichloroethane	2/106	1.60E-02	mg/L	1.60E-02			
1,1-Dichloroethane	3/108	1.20E-02	mg/L	1.20E-02			
1,1-Dichloroethene	10/125	2.00E-01	mg/L	2.00E-01			
1,2-Dichloroethane	1/152	2.00E-03	mg/L	2.00E-03			
1,2-Dichloroethene	2/10	1.40E-02	mg/L	1.40E-02			
2,4-Dichlorophenol	1/10	4.00E-04	mg/L	4.00E-04			
2,4-Dimethylphenol	1/10	4.40E-03	mg/L	4.40E-03			
4-Methyl-2-pentanone	1/13	1.90E-03	mg/L	1.90E-03			
4-Methylphenol	1/10	2.10E-04	mg/L	2.10E-04			
Acetone	1/14	5.20E-03	mg/L	5.20E-03			
Benzene	3/189	7.80E-03	mg/L	7.80E-03			
Bis(2-ethylhexyl)phthalate	1/10	1.00E-03	mg/L	1.00E-03			
Chloroethane	1/17	8.20E-01	mg/L	8.20E-01			
Chloroform	7/153	1.70E-02	mg/L	1.70E-02			
Di-n-butyl phthalate	3/10	9.80E-04	mg/L	9.80E-04			
Diethyl phthalate	1/10	8.50E-04	mg/L	8.50E-04			
Dimethylbenzene	13/189	2.80E+00	mg/L	2.80E+00			
Ethane	3/5	3.03E-01	mg/L	3.03E-01			
Ethylbenzene	15/190	1.50E+00	mg/L	1.50E+00			
Ethylene	3/5	3.96E+00	mg/L	3.96E+00			
Fluorene	1/17	7.00E-03	mg/L	7.00E-03			
Isophorone	1/10	6.60E-03	mg/L	6.60E-03			
Methylene chloride	6/13	1.80E-02	mg/L	1.80E-02			
Naphthalene	1/17	4.70E-02	mg/L	4.70E-02			
Phenanthrene	1/17	5.00E-03	mg/L	5.00E-03			
Toluene	1/188	1.80E-02	mg/L	1.80E-02			

Table 2.10 Comparison of maximum detected concentrations of essential nutrients to recommended dietary allowances for children (continued)

----- AREA_CODE=1 MEDIA=UCRS Groundwater -----
(continued)

Analyte	Frequency of Detection	Maximum detected concentration	Units	Daily dose for child	RDA for child	1/5 RDA	Exceed RDA?
Trichloroethene	314/470	3.10E+03	mg/L	3.10E+03			
Vinyl chloride	34/168	5.00E+00	mg/L	5.00E+00			
cis-1,2-Dichloroethene	58/158	4.90E+00	mg/L	4.90E+00			
trans-1,2-Dichloroethene	3/157	5.00E-01	mg/L	5.00E-01			
Alpha activity	288/344	5.75E+01	pCi/L				
Americium-241	2/5	3.40E-01	pCi/L				
Beta activity	314/344	1.26E+03	pCi/L				
Cobalt-60	2/3	1.20E+00	pCi/L				
Neptunium-237	10/16	2.37E+00	pCi/L				
Plutonium-238	3/4	1.10E-01	pCi/L				
Plutonium-239	5/13	7.60E-01	pCi/L				
Plutonium-239/240	1/1	2.07E-02	pCi/L				
Radium-226	2/5	6.00E-01	pCi/L				
Radon-222	44/44	2.05E+03	pCi/L				
Technetium-99	459/496	1.01E+03	pCi/L				
Thorium-228	2/2	6.40E-01	pCi/L				
Thorium-230	13/15	8.00E-01	pCi/L				
Thorium-232	2/2	4.90E-01	pCi/L				
Uranium-234	14/16	1.84E+01	pCi/L				
Uranium-235	6/9	1.22E+00	pCi/L				
Uranium-235/236	4/5	8.00E-02	pCi/L				
Uranium-238	13/14	4.19E+01	pCi/L				

----- AREA_CODE=m MEDIA=McNairy Groundwater -----

Analyte	Frequency of Detection	Maximum detected concentration	Units	Daily dose for child	RDA for child	1/5 RDA	Exceed RDA?
Aluminum	23/66	9.04E+01	mg/L	9.04E+01			
Arsenic	4/41	8.54E-02	mg/L	8.54E-02			
Barium	34/41	6.70E-01	mg/L	6.70E-01			
Beryllium	1/41	1.70E-02	mg/L	1.70E-02			
Cadmium	1/41	2.10E-02	mg/L	2.10E-02			
Calcium	71/71	1.18E+02	mg/L	1.18E+02	8.00E+02	1.60E+02	No
Chloride	68/68	3.40E+01	mg/L	3.40E+01	6.00E+02	1.20E+02	No
Chromium	2/33	2.32E-01	mg/L	2.32E-01			
Cobalt	1/41	1.21E-01	mg/L	1.21E-01			

Table 2.10 Comparison of maximum detected concentrations of essential nutrients to recommended dietary allowances for children (continued)

----- AREA_CODE=m MEDIA=McNairy Groundwater -----
(continued)

Analyte	Frequency of Detection	Maximum detected concentration	Units	Daily dose for child	RDA for child	1/5 RDA	Exceed RDA?
Copper	4/41	1.63E-01	mg/L	1.63E-01	1.00E+00	2.00E-01	No
Fluoride	46/46	3.90E-01	mg/L	3.90E-01	1.50E+00	3.00E-01	Yes
Iron	69/71	1.79E+02	mg/L	1.79E+02	1.00E+01	2.00E+00	Yes
Magnesium	71/71	6.46E+01	mg/L	6.46E+01	1.70E+02	3.40E+01	Yes
Manganese	71/71	3.91E+00	mg/L	3.91E+00			
Mercury	1/24	4.50E-03	mg/L	4.50E-03			
Molybdenum	1/36	3.15E-01	mg/L	3.15E-01	5.00E-02	1.00E-02	Yes
Nickel	2/41	1.09E-01	mg/L	1.09E-01			
Nitrate as Nitrogen	4/68	2.30E+00	mg/L	2.30E+00			
Potassium	53/69	8.61E+01	mg/L	8.61E+01	1.60E+03	3.20E+02	No
Silica	56/56	5.80E+01	mg/L	5.80E+01			
Sodium	71/71	7.65E+01	mg/L	7.65E+01			
Sulfate	4/4	1.17E+03	mg/L	1.17E+03			
Tetraoxo-sulfate(1-)	59/59	1.97E+01	mg/L	1.97E+01			
Thallium	2/24	1.23E-01	mg/L	1.23E-01			
Total Phosphate as Phosphorus	1/35	5.20E+00	mg/L	5.20E+00	8.00E+02	1.60E+02	No
Uranium	4/49	1.80E-02	mg/L	1.80E-02			
Vanadium	16/24	8.36E-01	mg/L	8.36E-01			
Zinc	19/41	5.64E-01	mg/L	5.64E-01			
Trichloroethene	5/96	7.00E-03	mg/L	7.00E-03			
Alpha activity	83/95	1.07E+02	pCi/L				
Beta activity	95/95	2.36E+02	pCi/L				
Neptunium-237	6/17	5.00E-01	pCi/L				
Plutonium-239	3/17	2.00E-01	pCi/L				
Radium-226	11/13	1.30E+00	pCi/L				
Radon-222	54/54	3.91E+02	pCi/L				
Technetium-99	74/100	5.30E+01	pCi/L				
Thorium-230	10/17	2.30E+00	pCi/L				

----- AREA_CODE=m MEDIA=Other Groundwater -----

Analyte	Frequency of Detection	Maximum detected concentration	Units	Daily dose for child	RDA for child	1/5 RDA	Exceed RDA?
Aluminum	61/83	8.77E+01	mg/L	8.77E+01			
Ammonia as Nitrogen	1/3	6.23E+00	mg/L	6.23E+00			
Antimony	3/68	6.40E-02	mg/L	6.40E-02			

Table 2.10 Comparison of maximum detected concentrations of essential nutrients to recommended dietary allowances for children (continued)

----- AREA_CODE=m MEDIA=Other Groundwater -----
 (continued)

Analyte	Frequency of Detection	Maximum detected concentration	Units	Daily dose for child	RDA for child	1/5 RDA	Exceed RDA?
Arsenic	5/103	2.10E-02	mg/L	2.10E-02			
Barium	67/103	2.78E-01	mg/L	2.78E-01			
Beryllium	6/68	6.28E-02	mg/L	6.28E-02			
Cadmium	1/103	1.60E-02	mg/L	1.60E-02			
Calcium	65/65	4.39E+02	mg/L	4.39E+02	8.00E+02	1.60E+02	Yes
Chloride	63/63	7.74E+01	mg/L	7.74E+01	6.00E+02	1.20E+02	No
Chromium	11/65	9.40E-02	mg/L	9.40E-02			
Cobalt	11/68	1.01E+00	mg/L	1.01E+00			
Copper	18/67	4.80E-02	mg/L	4.80E-02	1.00E+00	2.00E-01	No
Fluoride	51/59	2.90E+00	mg/L	2.90E+00	1.50E+00	3.00E-01	Yes
Iron	82/100	1.23E+03	mg/L	1.23E+03	1.00E+01	2.00E+00	Yes
Kjeldahl Nitrogen	3/4	1.38E+00	mg/L	1.38E+00			
Lead	14/100	1.78E+00	mg/L	1.78E+00			
Magnesium	100/100	1.72E+02	mg/L	1.72E+02	1.70E+02	3.40E+01	Yes
Manganese	82/100	6.00E+01	mg/L	6.00E+01			
Mercury	2/61	3.80E-03	mg/L	3.80E-03			
Nickel	25/103	7.76E-01	mg/L	7.76E-01			
Nitrate as Nitrogen	35/60	4.60E+00	mg/L	4.60E+00			
Nitrate/Nitrite	2/4	2.20E-01	mg/L	2.20E-01			
Potassium	39/97	2.46E+01	mg/L	2.46E+01	1.60E+03	3.20E+02	No
Selenium	3/66	4.90E-03	mg/L	4.90E-03			
Silica	77/78	5.02E+02	mg/L	5.02E+02			
Silver	1/31	2.20E-03	mg/L	2.20E-03			
Sodium	100/100	2.05E+02	mg/L	2.05E+02			
Strontium	30/38	2.33E+00	mg/L	2.33E+00			
Sulfate	3/3	1.98E+03	mg/L	1.98E+03			
Sulfide	2/4	2.40E+00	mg/L	2.40E+00			
Tetraoxo-sulfate(1-)	48/48	4.87E+03	mg/L	4.87E+03			
Thallium	1/45	7.50E-02	mg/L	7.50E-02			
Tin	1/4	1.05E-02	mg/L	1.05E-02			
Total Phosphate as Phosphorus	1/3	3.40E-01	mg/L	3.40E-01	8.00E+02	1.60E+02	No
Uranium	48/103	1.40E-02	mg/L	1.40E-02			
Vanadium	33/45	4.98E+00	mg/L	4.98E+00			
Zinc	36/68	1.99E+00	mg/L	1.99E+00			
1,1,1-Trichloroethane	3/71	4.40E-02	mg/L	4.40E-02			
1,1-Dichloroethane	11/71	1.40E-01	mg/L	1.40E-01			
1,1-Dichloroethene	11/71	4.60E-01	mg/L	4.60E-01			
1,2-Dichloroethene	2/9	3.30E-01	mg/L	3.30E-01			
Acetone	1/9	1.00E-01	mg/L	1.00E-01			

Table 2.10 Comparison of maximum detected concentrations of essential nutrients to recommended dietary allowances for children (continued)

----- AREA_CODE=m MEDIA=Other Groundwater -----
(continued)

Analyte	Frequency of Detection	Maximum detected concentration	Units	Daily dose for child	RDA for child	1/5 RDA	Exceed RDA?
Di-n-butyl phthalate	1/10	1.40E-02	mg/L	1.40E-02			
Methylene chloride	8/9	1.10E-02	mg/L	1.10E-02			
Naphthalene	1/10	7.00E-02	mg/L	7.00E-02			
Phenanthrene	1/10	2.00E-03	mg/L	2.00E-03			
Trichloroethene	22/110	6.00E-01	mg/L	6.00E-01			
Vinyl chloride	1/71	1.50E-02	mg/L	1.50E-02			
cis-1,2-Dichloroethene	32/63	4.20E+00	mg/L	4.20E+00			
Alpha activity	93/121	5.99E+01	pCi/L				
Beta activity	106/121	1.60E+02	pCi/L				
Neptunium-237	13/36	8.00E-01	pCi/L				
Plutonium-238	1/1	1.00E-01	pCi/L				
Plutonium-239	7/35	1.00E-01	pCi/L				
Plutonium-242	1/1	1.83E-02	pCi/L				
Radium-226	24/30	9.00E-01	pCi/L				
Radon-222	58/58	5.29E+03	pCi/L				
Technetium-99	87/121	1.88E+02	pCi/L				
Thorium-228	1/1	7.80E-01	pCi/L				
Thorium-230	30/36	1.60E+00	pCi/L				
Thorium-232	1/1	6.40E-01	pCi/L				
Uranium-234	11/14	8.44E+00	pCi/L				
Uranium-235	5/11	6.10E-01	pCi/L				
Uranium-238	12/14	8.72E+00	pCi/L				

----- AREA_CODE=m MEDIA=RGa Groundwater -----

Analyte	Frequency of Detection	Maximum detected concentration	Units	Daily dose for child	RDA for child	1/5 RDA	Exceed RDA?
Aluminum	263/594	4.85E+01	mg/L	4.85E+01			
Antimony	6/782	2.73E-01	mg/L	2.73E-01			
Arsenic	23/788	3.60E-02	mg/L	3.60E-02			
Barium	758/784	2.70E+00	mg/L	2.70E+00			
Beryllium	31/719	8.00E-03	mg/L	8.00E-03			
Bicarbonate	3/3	2.37E+02	mg/L	2.37E+02			
Boron	34/48	1.54E+00	mg/L	1.54E+00			
Cadmium	13/799	3.42E-01	mg/L	3.42E-01			
Calcium	678/679	1.34E+02	mg/L	1.34E+02	8.00E+02	1.60E+02	No

Table 2.10 Comparison of maximum detected concentrations of essential nutrients to recommended dietary allowances for children (continued)

----- AREA_CODE=m MEDIA=RGa Groundwater -----
 (continued)

Analyte	Frequency of Detection	Maximum detected concentration	Units	Daily dose for child	RDA for child	1/5 RDA	Exceed RDA?
Cerium	24/48	8.00E-02	mg/L	8.00E-02			
Chloride	976/979	1.62E+02	mg/L	1.62E+02	6.00E+02	1.20E+02	Yes
Chromium	260/783	2.51E+01	mg/L	2.51E+01			
Cobalt	38/720	8.40E-02	mg/L	8.40E-02			
Copper	88/794	1.87E+00	mg/L	1.87E+00	1.00E+00	2.00E-01	Yes
Fluoride	508/524	7.10E-01	mg/L	7.10E-01	1.50E+00	3.00E-01	Yes
Gallium	24/48	9.00E-02	mg/L	9.00E-02			
Iron	779/1E3	2.91E+02	mg/L	2.91E+02	1.00E+01	2.00E+00	Yes
Lead	13/588	1.29E-01	mg/L	1.29E-01			
Lithium	24/48	8.00E-02	mg/L	8.00E-02			
Magnesium	681/681	3.49E+01	mg/L	3.49E+01	1.70E+02	3.40E+01	Yes
Manganese	374/680	1.49E+01	mg/L	1.49E+01			
Mercury	2/576	3.00E-04	mg/L	3.00E-04			
Molybdenum	27/344	2.86E-01	mg/L	2.86E-01	5.00E-02	1.00E-02	Yes
Nickel	230/794	1.89E+00	mg/L	1.89E+00			
Nitrate as Nitrogen	843/966	3.83E+01	mg/L	3.83E+01			
Potassium	186/638	4.41E+01	mg/L	4.41E+01	1.60E+03	3.20E+02	No
Selenium	3/602	9.00E-03	mg/L	9.00E-03	3.00E-02	6.00E-03	Yes
Silica	325/326	5.20E+01	mg/L	5.20E+01			
Silver	16/569	3.90E-01	mg/L	3.90E-01			
Sodium	1E3/1E3	7.86E+01	mg/L	7.86E+01			
Strontium	54/54	1.70E-01	mg/L	1.70E-01			
Sulfate	119/136	7.42E+02	mg/L	7.42E+02			
Tetraoxo-sulfate(1-)	539/552	3.98E+02	mg/L	3.98E+02			
Thallium	5/557	1.35E-01	mg/L	1.35E-01			
Thorium	24/48	5.00E-02	mg/L	5.00E-02			
Titanium	27/48	2.20E-01	mg/L	2.20E-01			
Total Phosphate as Phosphorus	3/289	2.80E+00	mg/L	2.80E+00	8.00E+02	1.60E+02	No
Uranium	25/823	2.40E-02	mg/L	2.40E-02			
Vanadium	262/567	4.28E-01	mg/L	4.28E-01			
Zinc	251/794	5.30E+00	mg/L	5.30E+00			
Zirconium	24/48	2.00E-02	mg/L	2.00E-02			
1,1,1-Trichloroethane	1/1E3	4.00E-03	mg/L	4.00E-03			
1,1-Dichloroethene	3/1E3	2.00E-02	mg/L	2.00E-02			
1,2-Dichlorobenzene	1/343	5.70E-05	mg/L	5.70E-05			
1,2-Dichloroethene	5/36	1.40E-02	mg/L	1.40E-02			
1,3,5-Trimethylbenzene	1/1	2.00E-04	mg/L	2.00E-04			
1,4-Dichlorobenzene	1/343	6.20E-05	mg/L	6.20E-05			
2-Butanone	45/382	1.70E-01	mg/L	1.70E-01			

Table 2.10 Comparison of maximum detected concentrations of essential nutrients to recommended dietary allowances for children (continued)

----- AREA_CODE=m MEDIA=RGa Groundwater -----
(continued)

Analyte	Frequency of Detection	Maximum detected concentration	Units	Daily dose for child	RDA for child	1/5 RDA	Exceed RDA?
4-Bromofluorobenzene	2/2	9.40E-02	mg/L	9.40E-02			
4-Methyl-2-pentanone	2/411	1.70E-02	mg/L	1.70E-02			
Acetone	54/382	9.90E-02	mg/L	9.90E-02			
Acrylonitrile	1/378	1.00E-02	mg/L	1.00E-02			
Benzene	2/1E3	1.00E-03	mg/L	1.00E-03			
Bis(2-ethylhexyl)phthalate	5/23	2.80E-02	mg/L	2.80E-02			
Bromomethane	3/413	1.00E-03	mg/L	1.00E-03			
Carbazole	1/3	1.20E-02	mg/L	1.20E-02			
Carbon tetrachloride	2/1E3	6.00E-04	mg/L	6.00E-04			
Chlorobenzene	2/413	1.00E-03	mg/L	1.00E-03			
Chloroethane	1/418	1.00E-03	mg/L	1.00E-03			
Chloroform	10/1E3	2.00E-03	mg/L	2.00E-03			
Chloromethane	14/411	2.00E-03	mg/L	2.00E-03			
Chrysene	1/23	6.00E-04	mg/L	6.00E-04			
Di-n-butyl phthalate	2/23	1.00E-02	mg/L	1.00E-02			
Dichlorodifluoromethane	1/404	7.40E-05	mg/L	7.40E-05			
Diethyl phthalate	1/23	1.10E-02	mg/L	1.10E-02			
Dimethylbenzene	3/1E3	6.00E-03	mg/L	6.00E-03			
Ethanol	7/340	3.50E-01	mg/L	3.50E-01			
Ethylbenzene	1/1E3	1.00E-03	mg/L	1.00E-03			
Methylene chloride	39/413	1.80E-02	mg/L	1.80E-02			
PCB-1254	1/20	9.00E-04	mg/L	9.00E-04			
Polychlorinated biphenyl	1/99	1.00E-04	mg/L	1.00E-04			
Tetrachloroethene	4/1E3	2.00E-03	mg/L	2.00E-03			
Toluene	15/1E3	9.00E-03	mg/L	9.00E-03			
Trichloroethene	966/1E3	1.67E+02	mg/L	1.67E+02			
Trichlorofluoromethane	7/404	2.00E-03	mg/L	2.00E-03			
Vinyl chloride	1/1E3	1.00E-03	mg/L	1.00E-03			
cis-1,2-Dichloroethene	20/1E3	2.20E-02	mg/L	2.20E-02			
m,p-Xylene	3/12	1.50E-04	mg/L	1.50E-04			
trans-1,2-Dichloroethene	4/1E3	5.00E-03	mg/L	5.00E-03			
trans-1,3-Dichloropropene	1/413	1.70E-04	mg/L	1.70E-04			
Alpha activity	1E3/2E3	1.88E+02	pCi/L				
Americium-241	3/8	8.00E-01	pCi/L				
Beta activity	2E3/2E3	1.81E+03	pCi/L				
Cesium-137	5/8	6.00E-01	pCi/L				
Cobalt-60	6/8	1.20E+00	pCi/L				
Neptunium-237	28/48	8.00E-01	pCi/L				
Plutonium-239	9/48	2.00E-01	pCi/L				

Table 2.10 Comparison of maximum detected concentrations of essential nutrients to recommended dietary allowances for children (continued)

----- AREA_CODE=m MEDIA=RGA Groundwater -----
(continued)

Analyte	Frequency of Detection	Maximum detected concentration	Units	Daily dose for child	RDA for child	1/5 RDA	Exceed RDA?
Radium-226	20/27	1.30E+00	pCi/L				
Radon-222	498/499	1.97E+03	pCi/L				
Technetium-99	1E3/2E3	2.11E+03	pCi/L				
Thorium-230	38/47	1.60E+00	pCi/L				
Thorium-234	1/1	6.00E-01	pCi/L				

----- AREA_CODE=m MEDIA=UCRS Groundwater -----

Analyte	Frequency of Detection	Maximum detected concentration	Units	Daily dose for child	RDA for child	1/5 RDA	Exceed RDA?
Aluminum	37/50	8.00E+01	mg/L	8.00E+01			
Antimony	4/44	2.35E-01	mg/L	2.35E-01			
Arsenic	12/63	5.70E-02	mg/L	5.70E-02			
Barium	59/63	1.19E+00	mg/L	1.19E+00			
Cadmium	2/67	1.90E-02	mg/L	1.90E-02			
Calcium	60/61	1.28E+02	mg/L	1.28E+02	8.00E+02	1.60E+02	No
Chloride	79/82	2.13E+02	mg/L	2.13E+02	6.00E+02	1.20E+02	Yes
Chromium	7/67	1.46E-01	mg/L	1.46E-01			
Cobalt	1/43	6.60E-02	mg/L	6.60E-02			
Copper	34/67	1.32E+00	mg/L	1.32E+00	1.00E+00	2.00E-01	Yes
Fluoride	53/60	8.90E+00	mg/L	8.90E+00	1.50E+00	3.00E-01	Yes
Iron	81/89	6.80E+01	mg/L	6.80E+01	1.00E+01	2.00E+00	Yes
Lead	5/50	2.35E-01	mg/L	2.35E-01			
Magnesium	60/61	4.37E+01	mg/L	4.37E+01	1.70E+02	3.40E+01	Yes
Manganese	37/61	8.06E+00	mg/L	8.06E+00			
Mercury	3/46	5.00E-04	mg/L	5.00E-04			
Nickel	12/66	5.95E-01	mg/L	5.95E-01			
Nitrate	1/1	2.10E+00	mg/L	2.10E+00			
Nitrate as Nitrogen	37/77	7.80E+00	mg/L	7.80E+00			
Potassium	14/55	1.36E+01	mg/L	1.36E+01	1.60E+03	3.20E+02	No
Selenium	1/50	5.00E-03	mg/L	5.00E-03			
Silica	48/48	4.30E+01	mg/L	4.30E+01			
Silver	1/38	4.50E-02	mg/L	4.50E-02			
Sodium	85/86	1.49E+02	mg/L	1.49E+02			
Sulfate	13/13	1.90E+02	mg/L	1.90E+02			
Tetraoxo-sulfate(1-)	62/62	3.76E+02	mg/L	3.76E+02			

Table 2.10 Comparison of maximum detected concentrations of essential nutrients to recommended dietary allowances for children (continued)

----- AREA_CODE=m MEDIA=UCRS Groundwater -----
(continued)

Analyte	Frequency of Detection	Maximum detected concentration	Units	Daily dose for child	RDA for child	1/5 RDA	Exceed RDA?
Thallium	1/31	8.20E-03	mg/L	8.20E-03			
Uranium	36/82	6.40E-01	mg/L	6.40E-01			
Vanadium	27/33	7.60E-01	mg/L	7.60E-01			
Zinc	48/66	1.88E+00	mg/L	1.88E+00			
2-Butanone	3/29	7.00E-03	mg/L	7.00E-03			
Acetone	4/29	1.50E-02	mg/L	1.50E-02			
Benzene	1/80	5.00E-03	mg/L	5.00E-03			
Bromodichloromethane	1/82	9.00E-03	mg/L	9.00E-03			
Chloroform	3/83	2.40E-02	mg/L	2.40E-02			
Dibromochloromethane	1/30	2.00E-03	mg/L	2.00E-03			
Dichlorodifluoromethane	3/28	6.00E-03	mg/L	6.00E-03			
Ethanol	3/28	2.40E-02	mg/L	2.40E-02			
Methylene chloride	10/29	1.30E-02	mg/L	1.30E-02			
Trichloroethene	13/153	5.60E-02	mg/L	5.60E-02			
Alpha activity	117/145	3.49E+02	pCi/L				
Beta activity	136/145	1.00E+03	pCi/L				
Cesium-137	3/4	9.00E-01	pCi/L				
Cobalt-60	4/4	1.40E+00	pCi/L				
Neptunium-237	2/7	2.00E-01	pCi/L				
Plutonium-239	1/7	2.00E-01	pCi/L				
Radium-226	7/10	1.60E+00	pCi/L				
Radon-222	35/35	6.95E+02	pCi/L				
Technetium-99	124/155	3.39E+02	pCi/L				
Thorium-230	3/7	4.00E-01	pCi/L				

----- AREA_CODE=n MEDIA=McNairy Groundwater -----

Analyte	Frequency of Detection	Maximum detected concentration	Units	Daily dose for child	RDA for child	1/5 RDA	Exceed RDA?
Aluminum	30/110	9.04E+01	mg/L	9.04E+01			
Antimony	1/76	1.85E-01	mg/L	1.85E-01			
Arsenic	4/59	8.54E-02	mg/L	8.54E-02			
Barium	51/59	6.70E-01	mg/L	6.70E-01			
Beryllium	1/59	1.70E-02	mg/L	1.70E-02			
Cadmium	1/59	2.10E-02	mg/L	2.10E-02			
Calcium	119/119	1.18E+02	mg/L	1.18E+02	8.00E+02	1.60E+02	No

Table 2.10 Comparison of maximum detected concentrations of essential nutrients to recommended dietary allowances for children (continued)

----- AREA_CODE=n MEDIA=McNairy Groundwater -----
(continued)

Analyte	Frequency of Detection	Maximum detected concentration	Units	Daily dose for child	RDA for child	1/5 RDA	Exceed RDA?
Chloride	113/113	5.51E+01	mg/L	5.51E+01	6.00E+02	1.20E+02	No
Chromium	2/49	2.32E-01	mg/L	2.32E-01			
Cobalt	1/59	1.21E-01	mg/L	1.21E-01			
Copper	6/59	1.63E-01	mg/L	1.63E-01	1.00E+00	2.00E-01	No
Fluoride	71/71	3.90E-01	mg/L	3.90E-01	1.50E+00	3.00E-01	Yes
Iron	116/119	1.79E+02	mg/L	1.79E+02	1.00E+01	2.00E+00	Yes
Magnesium	119/119	6.46E+01	mg/L	6.46E+01	1.70E+02	3.40E+01	Yes
Manganese	118/119	3.91E+00	mg/L	3.91E+00			
Mercury	1/41	4.50E-03	mg/L	4.50E-03			
Molybdenum	1/50	3.15E-01	mg/L	3.15E-01	5.00E-02	1.00E-02	Yes
Nickel	2/59	1.09E-01	mg/L	1.09E-01			
Nitrate as Nitrogen	5/113	5.60E+00	mg/L	5.60E+00			
Potassium	78/113	8.61E+01	mg/L	8.61E+01	1.60E+03	3.20E+02	No
Silica	91/91	5.80E+01	mg/L	5.80E+01			
Sodium	119/119	7.65E+01	mg/L	7.65E+01			
Sulfate	4/5	1.17E+03	mg/L	1.17E+03			
Tetraoxo-sulfate(1-)	86/100	2.89E+01	mg/L	2.89E+01			
Thallium	3/32	1.02E+00	mg/L	1.02E+00			
Total Phosphate as Phosphorus	1/70	5.20E+00	mg/L	5.20E+00	8.00E+02	1.60E+02	No
Uranium	4/68	1.80E-02	mg/L	1.80E-02			
Vanadium	21/32	8.36E-01	mg/L	8.36E-01			
Zinc	33/59	5.64E-01	mg/L	5.64E-01			
Trichloroethene	10/154	9.60E+00	mg/L	9.60E+00			
Alpha activity	124/145	1.07E+02	pCi/L				
Beta activity	144/145	1.48E+03	pCi/L				
Neptunium-237	12/27	5.00E-01	pCi/L				
Plutonium-238	1/2	5.00E-02	pCi/L				
Plutonium-239	4/24	2.00E-01	pCi/L				
Radium-226	19/22	1.30E+00	pCi/L				
Radon-222	98/98	3.91E+02	pCi/L				
Technetium-99	113/158	1.95E+03	pCi/L				
Thorium-230	16/26	2.30E+00	pCi/L				

Table 2.10 Comparison of maximum detected concentrations of essential nutrients to recommended dietary allowances for children (continued)

----- AREA_CODE=n MEDIA=Other Groundwater -----

Analyte	Frequency of Detection	Maximum detected concentration	Units	Daily dose for child	RDA for child	1/5 RDA	Exceed RDA?
Aluminum	61/83	8.77E+01	mg/L	8.77E+01			
Ammonia as Nitrogen	1/3	6.23E+00	mg/L	6.23E+00			
Antimony	3/68	6.40E-02	mg/L	6.40E-02			
Arsenic	5/103	2.10E-02	mg/L	2.10E-02			
Barium	67/103	2.78E-01	mg/L	2.78E-01			
Beryllium	6/68	6.28E-02	mg/L	6.28E-02			
Cadmium	1/103	1.60E-02	mg/L	1.60E-02			
Calcium	65/65	4.39E+02	mg/L	4.39E+02	8.00E+02	1.60E+02	Yes
Chloride	63/63	7.74E+01	mg/L	7.74E+01	6.00E+02	1.20E+02	No
Chromium	11/65	9.40E-02	mg/L	9.40E-02			
Cobalt	11/68	1.01E+00	mg/L	1.01E+00			
Copper	18/67	4.80E-02	mg/L	4.80E-02	1.00E+00	2.00E-01	No
Fluoride	51/59	2.90E+00	mg/L	2.90E+00	1.50E+00	3.00E-01	Yes
Iron	82/100	1.23E+03	mg/L	1.23E+03	1.00E+01	2.00E+00	Yes
Kjeldahl Nitrogen	3/4	1.38E+00	mg/L	1.38E+00			
Lead	14/100	1.78E+00	mg/L	1.78E+00			
Magnesium	100/100	1.72E+02	mg/L	1.72E+02	1.70E+02	3.40E+01	Yes
Manganese	82/100	6.00E+01	mg/L	6.00E+01			
Mercury	2/61	3.80E-03	mg/L	3.80E-03			
Nickel	25/103	7.76E-01	mg/L	7.76E-01			
Nitrate as Nitrogen	35/60	4.60E+00	mg/L	4.60E+00			
Nitrate/Nitrite	2/4	2.20E-01	mg/L	2.20E-01			
Potassium	39/97	2.46E+01	mg/L	2.46E+01	1.60E+03	3.20E+02	No
Selenium	3/66	4.90E-03	mg/L	4.90E-03			
Silica	77/78	5.02E+02	mg/L	5.02E+02			
Silver	1/31	2.20E-03	mg/L	2.20E-03			
Sodium	100/100	2.05E+02	mg/L	2.05E+02			
Strontium	30/38	2.33E+00	mg/L	2.33E+00			
Sulfate	3/3	1.98E+03	mg/L	1.98E+03			
Sulfide	2/4	2.40E+00	mg/L	2.40E+00			
Tetraoxo-sulfate(1-)	48/48	4.87E+03	mg/L	4.87E+03			
Thallium	1/45	7.50E-02	mg/L	7.50E-02			
Tin	1/4	1.05E-02	mg/L	1.05E-02			

Table 2.10 Comparison of maximum detected concentrations of essential nutrients to recommended dietary allowances for children (continued)

----- AREA_CODE=n MEDIA=Other Groundwater -----
(continued)

Analyte	Frequency of Detection	Maximum detected concentration	Units	Daily dose for child	RDA for child	1/5 RDA	Exceed RDA?
Total Phosphate as Phosphorus	1/3	3.40E-01	mg/L	3.40E-01	8.00E+02	1.60E+02	No
Uranium	48/103	1.40E-02	mg/L	1.40E-02			
Vanadium	33/45	4.98E+00	mg/L	4.98E+00			
Zinc	36/68	1.99E+00	mg/L	1.99E+00			
1,1,1-Trichloroethane	3/72	4.40E-02	mg/L	4.40E-02			
1,1-Dichloroethane	11/72	1.40E-01	mg/L	1.40E-01			
1,1-Dichloroethene	11/72	4.60E-01	mg/L	4.60E-01			
1,2-Dichloroethene	2/10	3.30E-01	mg/L	3.30E-01			
Acetone	1/10	1.00E-01	mg/L	1.00E-01			
Di-n-butyl phthalate	1/10	1.40E-02	mg/L	1.40E-02			
Methylene chloride	9/10	1.10E-02	mg/L	1.10E-02			
Naphthalene	1/10	7.00E-02	mg/L	7.00E-02			
Phenanthrene	1/10	2.00E-03	mg/L	2.00E-03			
Trichloroethene	22/111	6.00E-01	mg/L	6.00E-01			
Vinyl chloride	1/72	1.50E-02	mg/L	1.50E-02			
cis-1,2-Dichloroethene	32/63	4.20E+00	mg/L	4.20E+00			
Alpha activity	93/121	5.99E+01	pCi/L				
Beta activity	106/121	1.60E+02	pCi/L				
Neptunium-237	13/36	8.00E-01	pCi/L				
Plutonium-238	1/1	1.00E-01	pCi/L				
Plutonium-239	7/35	1.00E-01	pCi/L				
Plutonium-242	1/1	1.83E-02	pCi/L				
Radium-226	24/30	9.00E-01	pCi/L				
Radon-222	58/58	5.29E+03	pCi/L				
Technetium-99	87/121	1.88E+02	pCi/L				
Thorium-228	1/1	7.80E-01	pCi/L				
Thorium-230	30/36	1.60E+00	pCi/L				
Thorium-232	1/1	6.40E-01	pCi/L				
Uranium-234	11/14	8.44E+00	pCi/L				
Uranium-235	5/11	6.10E-01	pCi/L				
Uranium-238	12/14	8.72E+00	pCi/L				

Table 2.10 Comparison of maximum detected concentrations of essential nutrients to recommended dietary allowances for children (continued)

----- AREA_CODE=n MEDIA=RGa Groundwater -----

Analyte	Frequency of Detection	Maximum detected concentration	Units	Daily dose for child	RDA for child	1/5 RDA	Exceed RDA?
Aluminum	440/989	1.43E+02	mg/L	1.43E+02			
Antimony	6/1E3	2.73E-01	mg/L	2.73E-01			
Arsenic	57/1E3	1.40E-01	mg/L	1.40E-01			
Barium	1E3/1E3	2.70E+00	mg/L	2.70E+00			
Beryllium	43/974	1.40E-02	mg/L	1.40E-02			
Bicarbonate	3/3	2.37E+02	mg/L	2.37E+02			
Boron	34/48	1.54E+00	mg/L	1.54E+00			
Cadmium	19/1E3	3.42E-01	mg/L	3.42E-01			
Calcium	1E3/1E3	1.34E+02	mg/L	1.34E+02	8.00E+02	1.60E+02	No
Cerium	24/48	8.00E-02	mg/L	8.00E-02			
Chloride	1E3/1E3	5.86E+02	mg/L	5.86E+02	6.00E+02	1.20E+02	Yes
Chromium	345/1E3	2.51E+01	mg/L	2.51E+01			
Cobalt	49/969	9.00E-02	mg/L	9.00E-02			
Copper	114/1E3	1.87E+00	mg/L	1.87E+00	1.00E+00	2.00E-01	Yes
Fluoride	718/841	7.20E+00	mg/L	7.20E+00	1.50E+00	3.00E-01	Yes
Gallium	24/48	9.00E-02	mg/L	9.00E-02			
Iron	1E3/2E3	7.20E+02	mg/L	7.20E+02	1.00E+01	2.00E+00	Yes
Lead	34/1E3	4.32E-01	mg/L	4.32E-01			
Lithium	24/48	8.00E-02	mg/L	8.00E-02			
Magnesium	1E3/1E3	4.72E+01	mg/L	4.72E+01	1.70E+02	3.40E+01	Yes
Manganese	719/1E3	1.49E+01	mg/L	1.49E+01			
Mercury	3/1E3	3.00E-04	mg/L	3.00E-04			
Molybdenum	32/509	2.86E-01	mg/L	2.86E-01	5.00E-02	1.00E-02	Yes
Nickel	324/1E3	1.89E+00	mg/L	1.89E+00			
Nitrate as Nitrogen	1E3/1E3	3.93E+01	mg/L	3.93E+01			
Nitrate/Nitrite	6/6	9.40E+00	mg/L	9.40E+00			
Potassium	263/1E3	4.41E+01	mg/L	4.41E+01	1.60E+03	3.20E+02	No
Selenium	8/1E3	4.76E-01	mg/L	4.76E-01	3.00E-02	6.00E-03	Yes
Silica	568/569	5.20E+01	mg/L	5.20E+01			
Silver	18/693	3.90E-01	mg/L	3.90E-01			
Sodium	1E3/1E3	2.66E+02	mg/L	2.66E+02			
Strontium	57/57	3.33E-01	mg/L	3.33E-01			
Sulfate	150/167	7.42E+02	mg/L	7.42E+02			

Table 2.10 Comparison of maximum detected concentrations of essential nutrients to recommended dietary allowances for children (continued)

----- AREA_CODE=n MEDIA=RGA Groundwater -----
(continued)

Analyte	Frequency of Detection	Maximum detected concentration	Units	Daily dose for child	RDA for child	1/5 RDA	Exceed RDA?
Tetraoxo-sulfate(1-)	938/969	3.98E+02	mg/L	3.98E+02			
Thallium	6/700	2.38E-01	mg/L	2.38E-01			
Thorium	24/48	5.00E-02	mg/L	5.00E-02			
Tin	4/41	8.00E-01	mg/L	8.00E-01			
Titanium	27/48	2.20E-01	mg/L	2.20E-01			
Total Phosphate as Phosphorus	15/557	3.49E+01	mg/L	3.49E+01	8.00E+02	1.60E+02	No
Uranium	53/1E3	1.90E-01	mg/L	1.90E-01			
Vanadium	371/717	9.50E-01	mg/L	9.50E-01			
Zinc	351/1E3	5.30E+00	mg/L	5.30E+00			
Zirconium	24/48	2.00E-02	mg/L	2.00E-02			
1,1,1-Trichloroethane	1/2E3	4.00E-03	mg/L	4.00E-03			
1,1,2-Trichloro-1,2,2-trifluoroethane	2/55	5.70E-03	mg/L	5.70E-03			
1,1,2-Trichloroethane	1/2E3	2.00E-03	mg/L	2.00E-03			
1,1-Dichloroethane	1/2E3	4.10E-03	mg/L	4.10E-03			
1,1-Dichloroethene	7/2E3	6.50E-02	mg/L	6.50E-02			
1,2-Dichlorobenzene	1/359	5.70E-05	mg/L	5.70E-05			
1,2-Dichloroethane	1/2E3	1.10E-03	mg/L	1.10E-03			
1,2-Dichloroethene	5/50	1.40E-02	mg/L	1.40E-02			
1,3,5-Trimethylbenzene	1/1	2.00E-04	mg/L	2.00E-04			
1,4-Dichlorobenzene	1/359	6.20E-05	mg/L	6.20E-05			
2-Butanone	45/404	1.70E-01	mg/L	1.70E-01			
4-Bromofluorobenzene	2/2	9.40E-02	mg/L	9.40E-02			
4-Methyl-2-pentanone	3/433	1.70E-02	mg/L	1.70E-02			
Acetone	58/406	9.90E-02	mg/L	9.90E-02			
Acrylonitrile	1/384	1.00E-02	mg/L	1.00E-02			
Benzene	2/2E3	1.00E-03	mg/L	1.00E-03			
Bis(2-ethylhexyl)phthalate	7/35	2.80E-02	mg/L	2.80E-02			
Bromomethane	3/436	1.00E-03	mg/L	1.00E-03			
Butyl benzyl phthalate	1/35	1.00E-03	mg/L	1.00E-03			
Carbazole	1/15	1.20E-02	mg/L	1.20E-02			
Carbon tetrachloride	6/2E3	1.60E-01	mg/L	1.60E-01			
Chlorobenzene	3/435	2.00E-03	mg/L	2.00E-03			

Table 2.10 Comparison of maximum detected concentrations of essential nutrients to recommended dietary allowances for children (continued)

----- AREA_CODE=n MEDIA=RGA Groundwater -----
(continued)

Analyte	Frequency of Detection	Maximum detected concentration	Units	Daily dose for child	RDA for child	1/5 RDA	Exceed RDA?
Chloroethane	1/448	1.00E-03	mg/L	1.00E-03			
Chloroform	16/2E3	1.40E-02	mg/L	1.40E-02			
Chloromethane	14/434	2.00E-03	mg/L	2.00E-03			
Chrysene	1/35	6.00E-04	mg/L	6.00E-04			
Di-n-butyl phthalate	4/35	2.10E-02	mg/L	2.10E-02			
Dichlorodifluoromethane	1/410	7.40E-05	mg/L	7.40E-05			
Diethyl phthalate	1/35	1.10E-02	mg/L	1.10E-02			
Dimethylbenzene	4/2E3	2.20E+00	mg/L	2.20E+00			
Ethane	8/24	1.97E-01	mg/L	1.97E-01			
Ethanol	7/340	3.50E-01	mg/L	3.50E-01			
Ethylbenzene	2/2E3	8.70E-01	mg/L	8.70E-01			
Ethylene	8/24	4.17E+00	mg/L	4.17E+00			
Methylene chloride	47/435	1.30E-01	mg/L	1.30E-01			
PCB-1254	1/26	9.00E-04	mg/L	9.00E-04			
Polychlorinated biphenyl	1/135	1.00E-04	mg/L	1.00E-04			
Tetrachloroethene	11/2E3	3.20E-01	mg/L	3.20E-01			
Toluene	18/2E3	1.10E-02	mg/L	1.10E-02			
Trichloroethene	2E3/3E3	4.60E+02	mg/L	4.60E+02			
Trichlorofluoromethane	7/412	2.00E-03	mg/L	2.00E-03			
Vinyl chloride	3/2E3	6.30E+00	mg/L	6.30E+00			
cis-1,2-Dichloroethene	45/2E3	4.20E+00	mg/L	4.20E+00			
m,p-Xylene	3/14	1.50E-04	mg/L	1.50E-04			
trans-1,2-Dichloroethene	8/2E3	1.20E+00	mg/L	1.20E+00			
trans-1,3-Dichloropropene	1/436	1.70E-04	mg/L	1.70E-04			
Alpha activity	2E3/3E3	1.88E+02	pCi/L				
Americium-241	16/29	3.50E+00	pCi/L				
Beta activity	2E3/3E3	9.83E+03	pCi/L				
Cesium-137	14/44	2.07E+01	pCi/L				
Cobalt-60	14/19	2.30E+00	pCi/L				
Neptunium-237	64/106	1.44E+01	pCi/L				
Plutonium-238	9/13	7.00E-02	pCi/L				
Plutonium-239	21/86	2.00E-01	pCi/L				

Table 2.10 Comparison of maximum detected concentrations of essential nutrients to recommended dietary allowances for children (continued)

----- AREA_CODE=n MEDIA=RGa Groundwater -----
(continued)

Analyte	Frequency of Detection	Maximum detected concentration	Units	Daily dose for child	RDA for child	1/5 RDA	Exceed RDA?
Plutonium-239/240	5/7	3.06E-02	pCi/L				
Radium-226	60/72	7.39E+02	pCi/L				
Radon-222	809/810	9.48E+03	pCi/L				
Technetium-99	3E3/4E3	1.67E+04	pCi/L				
Thorium-230	79/99	4.70E+00	pCi/L				
Thorium-234	1/1	6.00E-01	pCi/L				
Uranium-234	24/33	2.00E+02	pCi/L				
Uranium-235	10/22	9.96E+00	pCi/L				
Uranium-235/236	8/10	3.50E-01	pCi/L				
Uranium-238	21/30	2.11E+02	pCi/L				

----- AREA_CODE=n MEDIA=UCRS Groundwater -----

Analyte	Frequency of Detection	Maximum detected concentration	Units	Daily dose for child	RDA for child	1/5 RDA	Exceed RDA?
Aluminum	166/201	8.00E+01	mg/L	8.00E+01			
Ammonia as Nitrogen	2/4	1.60E-01	mg/L	1.60E-01			
Antimony	7/177	2.35E-01	mg/L	2.35E-01			
Arsenic	81/326	4.53E-01	mg/L	4.53E-01			
Barium	185/197	1.19E+00	mg/L	1.19E+00			
Beryllium	5/170	1.70E-03	mg/L	1.70E-03			
Cadmium	8/336	1.90E-02	mg/L	1.90E-02			
Calcium	224/225	3.78E+02	mg/L	3.78E+02	8.00E+02	1.60E+02	Yes
Chloride	240/244	6.29E+02	mg/L	6.29E+02	6.00E+02	1.20E+02	Yes
Chromium	53/329	1.36E+00	mg/L	1.36E+00			
Cobalt	10/168	6.76E-02	mg/L	6.76E-02			
Copper	50/194	1.32E+00	mg/L	1.32E+00	1.00E+00	2.00E-01	Yes
Cyanide	2/9	1.00E-02	mg/L	1.00E-02			
Fluoride	138/194	8.90E+00	mg/L	8.90E+00	1.50E+00	3.00E-01	Yes
Iron	239/259	3.44E+02	mg/L	3.44E+02	1.00E+01	2.00E+00	Yes
Kjeldahl Nitrogen	3/4	8.95E+00	mg/L	8.95E+00			
Lead	15/243	1.38E+00	mg/L	1.38E+00			
Magnesium	233/234	9.40E+01	mg/L	9.40E+01	1.70E+02	3.40E+01	Yes
Manganese	180/229	2.70E+01	mg/L	2.70E+01			
Mercury	5/226	5.00E-04	mg/L	5.00E-04			
Molybdenum	1/133	1.00E-02	mg/L	1.00E-02	5.00E-02	1.00E-02	Yes

Table 2.10 Comparison of maximum detected concentrations of essential nutrients to recommended dietary allowances for children (continued)

----- AREA_CODE=n MEDIA=UCRS Groundwater -----
(continued)

Analyte	Frequency of Detection	Maximum detected concentration	Units	Daily dose for child	RDA for child	1/5 RDA	Exceed RDA?
Nickel	60/203	2.30E+00	mg/L	2.30E+00			
Nitrate	1/1	2.10E+00	mg/L	2.10E+00			
Nitrate as Nitrogen	77/227	2.69E+01	mg/L	2.69E+01			
Nitrate/Nitrite	7/9	9.38E+00	mg/L	9.38E+00			
Orthophosphate	3/3	1.60E-01	mg/L	1.60E-01			
Potassium	46/220	2.98E+01	mg/L	2.98E+01	1.60E+03	3.20E+02	No
Selenium	10/233	1.60E-02	mg/L	1.60E-02	3.00E-02	6.00E-03	Yes
Silica	135/135	7.90E+01	mg/L	7.90E+01			
Silver	4/65	4.50E-02	mg/L	4.50E-02			
Sodium	258/259	2.81E+02	mg/L	2.81E+02			
Strontium	9/10	1.64E+00	mg/L	1.64E+00			
Sulfate	30/31	2.19E+02	mg/L	2.19E+02			
Sulfide	3/4	6.40E+01	mg/L	6.40E+01			
Tetraoxo-sulfate(1-)	200/205	6.95E+02	mg/L	6.95E+02			
Thallium	3/139	9.10E-02	mg/L	9.10E-02			
Tin	1/6	2.60E-02	mg/L	2.60E-02			
Uranium	77/308	6.40E-01	mg/L	6.40E-01			
Vanadium	121/143	7.60E-01	mg/L	7.60E-01			
Zinc	114/194	1.88E+00	mg/L	1.88E+00			
1,1,1-Trichloroethane	2/186	1.60E-02	mg/L	1.60E-02			
1,1-Dichloroethane	3/188	1.20E-02	mg/L	1.20E-02			
1,1-Dichloroethene	10/205	2.00E-01	mg/L	2.00E-01			
1,2-Dichloroethane	1/233	2.00E-03	mg/L	2.00E-03			
1,2-Dichloroethene	2/15	1.40E-02	mg/L	1.40E-02			
2,4-Dichlorophenol	1/10	4.00E-04	mg/L	4.00E-04			
2,4-Dimethylphenol	1/10	4.40E-03	mg/L	4.40E-03			
2-Butanone	3/42	7.00E-03	mg/L	7.00E-03			
4-Methyl-2-pentanone	1/42	1.90E-03	mg/L	1.90E-03			
4-Methylphenol	1/10	2.10E-04	mg/L	2.10E-04			
Acetone	5/43	1.50E-02	mg/L	1.50E-02			
Benzene	4/269	7.80E-03	mg/L	7.80E-03			
Bis(2-ethylhexyl)phthalate	1/10	1.00E-03	mg/L	1.00E-03			
Bromodichloromethane	1/233	9.00E-03	mg/L	9.00E-03			
Chloroethane	1/46	8.20E-01	mg/L	8.20E-01			
Chloroform	10/236	2.40E-02	mg/L	2.40E-02			
Di-n-butyl phthalate	3/10	9.80E-04	mg/L	9.80E-04			
Dibromochloromethane	1/43	2.00E-03	mg/L	2.00E-03			
Dichlorodifluoromethane	3/29	6.00E-03	mg/L	6.00E-03			
Diethyl phthalate	1/10	8.50E-04	mg/L	8.50E-04			

Table 2.10 Comparison of maximum detected concentrations of essential nutrients to recommended dietary allowances for children (continued)

----- AREA_CODE=n MEDIA=UCRS Groundwater -----
 (continued)

Analyte	Frequency of Detection	Maximum detected concentration	Units	Daily dose for child	RDA for child	1/5 RDA	Exceed RDA?
Dimethylbenzene	13/269	2.80E+00	mg/L	2.80E+00			
Ethane	3/5	3.03E-01	mg/L	3.03E-01			
Ethanol	3/28	2.40E-02	mg/L	2.40E-02			
Ethylbenzene	15/270	1.50E+00	mg/L	1.50E+00			
Ethylene	3/5	3.96E+00	mg/L	3.96E+00			
Fluorene	1/17	7.00E-03	mg/L	7.00E-03			
Isophorone	1/10	6.60E-03	mg/L	6.60E-03			
Methylene chloride	16/42	1.80E-02	mg/L	1.80E-02			
Naphthalene	1/17	4.70E-02	mg/L	4.70E-02			
Phenanthrene	1/17	5.00E-03	mg/L	5.00E-03			
Toluene	1/268	1.80E-02	mg/L	1.80E-02			
Trichloroethene	327/623	3.10E+03	mg/L	3.10E+03			
Vinyl chloride	34/249	5.00E+00	mg/L	5.00E+00			
cis-1,2-Dichloroethene	58/218	4.90E+00	mg/L	4.90E+00			
trans-1,2-Dichloroethene	3/237	5.00E-01	mg/L	5.00E-01			
Alpha activity	405/489	3.49E+02	pCi/L				
Americium-241	2/9	3.40E-01	pCi/L				
Beta activity	450/489	1.26E+03	pCi/L				
Cesium-137	3/13	9.00E-01	pCi/L				
Cobalt-60	6/7	1.40E+00	pCi/L				
Neptunium-237	12/23	2.37E+00	pCi/L				
Plutonium-238	3/4	1.10E-01	pCi/L				
Plutonium-239	6/20	7.60E-01	pCi/L				
Plutonium-239/240	1/1	2.07E-02	pCi/L				
Radium-226	9/15	1.60E+00	pCi/L				
Radon-222	79/79	2.05E+03	pCi/L				
Technetium-99	583/651	1.01E+03	pCi/L				
Thorium-228	2/2	6.40E-01	pCi/L				
Thorium-230	16/22	8.00E-01	pCi/L				
Thorium-232	2/2	4.90E-01	pCi/L				
Uranium-234	14/16	1.84E+01	pCi/L				
Uranium-235	6/9	1.22E+00	pCi/L				
Uranium-235/236	4/5	8.00E-02	pCi/L				
Uranium-238	13/14	4.19E+01	pCi/L				

Table 2.11 Chemicals of potential concern and their frequency of detection

----- AREA_CODE=a MED_NAME=RGA Groundwater -----

Analyte	Frequency of Detection
Aluminum	28/42
Arsenic	2/46
Barium	46/46
Chromium	9/46
Fluoride	28/42
Iron	37/45
Manganese	37/46
Tetraoxo-sulfate(1-)*	42/42
Thallium*	1/42
Vanadium	36/42
Zinc	18/46
1,1-Dichloroethene	1/17
Carbon tetrachloride	2/50
Chloroform	1/50
Tetrachloroethene	4/74
Trichloroethene	94/94
cis-1,2-Dichloroethene	4/46
trans-1,2-Dichloroethene	2/46
Cesium-137	3/5
Neptunium-237	6/8
Technetium-99	85/88
Thorium-230	7/8

----- AREA_CODE=a MED_NAME=UCRS Groundwater -----

Analyte	Frequency of Detection
Aluminum	14/14
Antimony	1/15
Arsenic	1/15
Barium	15/15
Beryllium	1/15
Chromium	1/16
Cobalt	1/15
Iron	15/15
Lead	2/4
Manganese	14/15
Nickel	2/15
Silica*	3/3
Tetraoxo-sulfate(1-)*	14/14
Uranium	2/6
Vanadium	10/14
Zinc	6/15
1,1-Dichloroethene	1/16
Bis(2-ethylhexyl)phthalate	1/1
Chloroform	1/16
Trichloroethene	34/36
cis-1,2-Dichloroethene	1/25
trans-1,2-Dichloroethene	2/25
Neptunium-237	2/2
Radon-222	1/1
Technetium-99	20/22

Table 2.11 Chemicals of potential concern and their frequency of detection (continued)

----- AREA_CODE=b MED_NAME=McNairy Groundwater -----

Analyte	Frequency of Detection
Aluminum	2/35
Antimony	1/13
Nitrate as Nitrogen	1/32
Silica*	26/26
Tetraoxo-sulfate(1-)*	17/31
Trichloroethene	4/43
Technetium-99	28/43

----- AREA_CODE=b MED_NAME=RGA Groundwater -----

Analyte	Frequency of Detection
Aluminum	106/298
Arsenic	28/399
Barium	99/105
Beryllium	9/111
Cadmium	3/411
Chromium	50/411
Cobalt	3/105
Fluoride	115/185
Iron	244/343
Lead	8/370
Manganese	218/334
Mercury	1/359
Nitrate as Nitrogen	201/304
Selenium	1/369
Silica*	188/188
Sulfate*	27/27
Tetraoxo-sulfate(1-)*	291/292
Tin	3/13
Uranium	17/416
Vanadium	48/63
Zinc	44/116
1,1,2-Trichloroethane	1/446
1,1-Dichloroethene	1/419
1,2-Dichloroethane	1/449
Acetone	4/11
Carbon tetrachloride	2/450
Chlorobenzene	1/9
Chloroform	3/448
Di-n-butyl phthalate	1/1
Ethane*	8/11
Ethylene*	8/11
Methylene chloride	1/9
Tetrachloroethene	2/449
Trichloroethene	495/791
Vinyl chloride	2/462
cis-1,2-Dichloroethene	11/457
Americium-241	9/15
Cesium-137	3/26
Cobalt-60	7/9
Plutonium-239	9/15
Radium-226	27/31
Radon-222	247/247
Technetium-99	933/1E3
Thorium-230	22/29
Uranium-234	15/21
Uranium-235	4/12

Table 2.11 Chemicals of potential concern and their frequency of detection (continued)

----- AREA_CODE=b MED_NAME=RGA Groundwater -----
 (continued)

Analyte	Frequency of Detection
Uranium-235/236	8/10
Uranium-238	14/18

----- AREA_CODE=b MED_NAME=UCRS Groundwater -----

Analyte	Frequency of Detection
Aluminum	68/88
Arsenic	61/196
Barium	64/65
Beryllium	3/67
Cadmium	5/200
Chromium	36/200
Cobalt	1/65
Fluoride	58/78
Iron	90/102
Lead	1/150
Manganese	76/100
Mercury	1/148
Molybdenum	1/58
Nickel	38/68
Nitrate as Nitrogen	20/97
Selenium	4/150
Silica*	41/41
Sulfate*	14/14
Tetraoxo-sulfate(1-)*	90/91
Thallium*	2/53
Tin	1/4
Uranium	18/165
Vanadium	50/56
Zinc	36/68
1,1-Dichloroethene	2/74
1,2-Dichloroethene	1/3
2,4-Dimethylphenol	1/3
Benzene	1/71
Chloroethane	1/9
Di-n-butyl phthalate	3/3
Dimethylbenzene	1/72
Ethane*	3/4
Ethylbenzene	1/72
Ethylene*	3/4
Isophorone	1/3
Trichloroethene	218/291
Vinyl chloride	34/113
cis-1,2-Dichloroethene	55/109
trans-1,2-Dichloroethene	1/109
Americium-241	2/5
Cobalt-60	2/3
Neptunium-237	7/12
Plutonium-239	4/9
Radium-226	2/5
Radon-222	38/38
Technetium-99	313/333
Uranium-234	9/11
Uranium-235	5/8
Uranium-235/236	4/5
Uranium-238	9/9

Table 2.11 Chemicals of potential concern and their frequency of detection (continued)

----- AREA_CODE=c MED_NAME=RGA Groundwater -----

Analyte	Frequency of Detection
Aluminum	9/16
Barium	32/33
Chromium	11/33
Iron	25/33
Manganese	27/33
Molybdenum	2/16
Silica*	16/16
Sulfate*	4/4
Tetraoxo-sulfate(1-)*	29/29
Zinc	11/33
1,1-Dichloroethene	2/72
Chloroform	2/72
Trichloroethene	78/112
cis-1,2-Dichloroethene	2/72
Radon-222	16/16
Technetium-99	108/113

----- AREA_CODE=c MED_NAME=UCRS Groundwater -----

Analyte	Frequency of Detection
Aluminum	6/6
Barium	6/6
Iron	6/6
Manganese	6/6
Silica*	5/5
Tetraoxo-sulfate(1-)*	5/5
Vanadium	4/6
Zinc	5/6
Benzene	1/7
Chloroform	6/8
Trichloroethene	5/22
Technetium-99	23/23

----- AREA_CODE=d MED_NAME=McNairy Groundwater -----

Analyte	Frequency of Detection
Silica*	9/9
Tetraoxo-sulfate(1-)*	10/10
Thallium*	1/7
Zinc	12/13
Trichloroethene	1/15

----- AREA_CODE=d MED_NAME=Other Groundwater -----

Analyte	Frequency of Detection
Methylene chloride	1/1

Table 2.11 Chemicals of potential concern and their frequency of detection (continued)

----- AREA_CODE=d MED_NAME=RGA Groundwater -----

Analyte	Frequency of Detection
Aluminum	34/39
Arsenic	4/98
Barium	65/68
Chromium	15/95
Cobalt	7/65
Fluoride	39/58
Iron	54/69
Lead	13/88
Manganese	63/69
Silica*	32/32
Tetraoxo-sulfate(1-)*	37/54
Tin	1/1
Uranium	6/120
Vanadium	17/35
Zinc	27/67
Bis(2-ethylhexyl)phthalate	2/7
Butyl benzyl phthalate	1/7
Di-n-butyl phthalate	1/7
Dimethylbenzene	1/114
Ethylbenzene	1/114
Methylene chloride	7/9
Tetrachloroethene	1/95
Trichloroethene	149/204
cis-1,2-Dichloroethene	8/95
Americium-241	1/2
Cesium-137	3/4
Cobalt-60	1/2
Plutonium-239	1/15
Radium-226	13/14
Radon-222	44/44
Technetium-99	168/214
Uranium-234	6/7
Uranium-238	4/7

----- AREA_CODE=d MED_NAME=UCRS Groundwater -----

Analyte	Frequency of Detection
Aluminum	41/43
Ammonia as Nitrogen	2/4
Antimony	2/39
Arsenic	7/46
Barium	41/48
Beryllium	1/39
Cadmium	1/48
Chromium	9/40
Cobalt	7/39
Fluoride	23/38
Iron	47/47
Kjeldahl Nitrogen*	3/4
Lead	7/39
Manganese	47/47
Mercury	1/28
Nickel	8/48
Nitrate as Nitrogen	12/34
Nitrate/Nitrite	2/4
Orthophosphate*	3/3
Selenium	5/29

Table 2.11 Chemicals of potential concern and their frequency of detection (continued)

----- AREA_CODE=d MED_NAME=UCRS Groundwater -----
 (continued)

Analyte	Frequency of Detection
Silica*	38/38
Strontium	9/10
Sulfate*	3/4
Sulfide*	3/4
Tetraoxo-sulfate(1-)*	29/33
Uranium	19/45
Vanadium	30/34
Zinc	19/39
1,1-Dichloroethene	7/29
1,2-Dichloroethane	1/23
1,2-Dichloroethene	1/7
Benzene	1/98
Dimethylbenzene	12/98
Ethylbenzene	14/99
Fluorene	1/12
Methylene chloride	6/6
Naphthalene	1/12
Phenanthrene*	1/12
Trichloroethene	57/121
cis-1,2-Dichloroethene	2/18
Neptunium-237	1/2
Radon-222	5/5
Technetium-99	103/118
Thorium-228	2/2
Uranium-234	5/5
Uranium-235	1/1
Uranium-238	4/5

----- AREA_CODE=e MED_NAME=McNairy Groundwater -----

Analyte	Frequency of Detection
Aluminum	6/40
Arsenic	2/11
Barium	6/11
Beryllium	1/11
Cadmium	1/11
Chromium	2/9
Cobalt	1/11
Fluoride	20/20
Iron	41/41
Manganese	41/41
Nickel	2/11
Silica*	30/30
Sulfate*	2/2
Tetraoxo-sulfate(1-)*	36/36
Uranium	2/11
Vanadium	3/4
Zinc	8/11
Trichloroethene	5/52
Radon-222	31/31
Technetium-99	40/53

Table 2.11 Chemicals of potential concern and their frequency of detection (continued)

----- AREA_CODE=e MED_NAME=RGGA Groundwater -----

Analyte	Frequency of Detection
Aluminum	94/348
Arsenic	1/158
Barium	158/159
Beryllium	3/158
Cadmium	2/159
Cobalt	2/159
Copper	29/159
Fluoride	217/222
Iron	226/378
Manganese	158/375
Molybdenum	1/129
Silica*	207/208
Silver	1/59
Sulfate*	21/22
Tetraoxo-sulfate(1-)*	323/323
Thallium*	2/99
Uranium	8/132
Vanadium	74/102
Zinc	69/161
2-Butanone	2/2
Dimethylbenzene	1/350
Trichloroethene	439/472
trans-1,2-Dichloroethene	1/422
Cobalt-60	1/1
Radon-222	255/255
Technetium-99	526/547
Thorium-230	11/14

----- AREA_CODE=e MED_NAME=UCRS Groundwater -----

Analyte	Frequency of Detection
Aluminum	16/28
Arsenic	1/6
Barium	6/6
Chromium	1/6
Fluoride	5/5
Iron	23/28
Manganese	5/28
Nickel	2/6
Silica*	26/26
Sulfate*	1/1
Tetraoxo-sulfate(1-)*	21/21
Vanadium	3/3
Zinc	2/5
Trichloroethene	3/34
Radon-222	21/21

----- AREA_CODE=f MED_NAME=McNairy Groundwater -----

Analyte	Frequency of Detection
Barium	5/6
Tetraoxo-sulfate(1-)*	6/6
Zinc	3/6

Table 2.11 Chemicals of potential concern and their frequency of detection (continued)

----- AREA_CODE=f MED_NAME=RGA Groundwater -----

Analyte	Frequency of Detection
Aluminum	48/93
Arsenic	1/104
Barium	97/98
Cadmium	3/106
Chromium	42/91
Copper	6/106
Iron	88/108
Manganese	58/106
Silica*	55/55
Sulfate*	21/22
Tetraoxo-sulfate(1-)*	79/83
Vanadium	43/45
Zinc	29/106
1,1-Dichloroethene	3/148
1,2-Dichloroethene	1/6
Bis(2-ethylhexyl)phthalate	1/1
Carbon tetrachloride	2/175
Trichloroethene	206/214
cis-1,2-Dichloroethene	6/170
Plutonium-239	2/6
Radon-222	13/13
Technetium-99	176/222

----- AREA_CODE=f MED_NAME=UCRS Groundwater -----

Analyte	Frequency of Detection
Aluminum	2/2
Barium	3/3
Iron	3/3
Manganese	3/3
Silica*	2/2
Tetraoxo-sulfate(1-)*	3/3
Vanadium	2/2
Zinc	3/3
Trichloroethene	1/8
Radon-222	1/1
Technetium-99	4/8

----- AREA_CODE=g MED_NAME=McNairy Groundwater -----

Analyte	Frequency of Detection
Arsenic	1/9
Mercury	1/7
Silica*	9/9
Tetraoxo-sulfate(1-)*	6/6
Neptunium-237	4/7
Plutonium-239	2/7
Radium-226	5/6

Table 2.11 Chemicals of potential concern and their frequency of detection (continued)

----- AREA_CODE=g MED_NAME=RGa Groundwater -----

Analyte	Frequency of Detection
Aluminum	25/31
Arsenic	1/36
Cadmium	1/36
Chromium	9/31
Iron	32/36
Lead	4/25
Manganese	24/36
Nickel	10/35
Silica*	30/30
Tetraoxo-sulfate(1-)*	24/24
Zinc	17/36
Trichloroethene	2/48
Neptunium-237	11/21
Radium-226	11/18
Radon-222	138/138
Technetium-99	59/583
Thorium-230	17/21

----- AREA_CODE=g MED_NAME=UCRS Groundwater -----

Analyte	Frequency of Detection
Aluminum	8/9
Chromium	2/9
Manganese	9/9
Nitrate as Nitrogen	6/9
Silica*	9/9
Tetraoxo-sulfate(1-)*	6/6
Vanadium	4/9
Zinc	4/9
Neptunium-237	2/7
Plutonium-239	1/7
Radium-226	4/6
Radon-222	7/7
Technetium-99	11/11

----- AREA_CODE=h MED_NAME=McNairy Groundwater -----

Analyte	Frequency of Detection
Fluoride	9/9
Silica*	9/9
Tetraoxo-sulfate(1-)*	8/8
Radium-226	6/7
Radon-222	9/9
Thorium-230	4/7

----- AREA_CODE=h MED_NAME=Other Groundwater -----

Analyte	Frequency of Detection
Antimony	1/28

Table 2.11 Chemicals of potential concern and their frequency of detection (continued)

----- AREA_CODE=h MED_NAME=Other Groundwater -----
 (continued)

Analyte	Frequency of Detection
Barium	25/28
Chromium	1/28
Fluoride	27/27
Iron	21/28
Manganese	12/28
Mercury	1/26
Nickel	2/28
Nitrate as Nitrogen	25/28
Silica*	28/28
Tetraoxo-sulfate(1-)*	19/19
Thallium*	1/28
Vanadium	18/28
Zinc	13/28
Neptunium-237	10/28
Radium-226	19/24
Radon-222	28/28
Thorium-230	23/28

----- AREA_CODE=h MED_NAME=RGA Groundwater -----

Analyte	Frequency of Detection
Aluminum	6/8
Arsenic	1/10
Barium	10/11
Chromium	3/8
Iron	10/11
Manganese	9/11
Nitrate as Nitrogen	9/9
Tetraoxo-sulfate(1-)*	9/9
Uranium	2/24
Vanadium	4/5
Trichloroethene	2/28
cis-1,2-Dichloroethene	1/10
Radon-222	57/57
Technetium-99	97/415

----- AREA_CODE=h MED_NAME=UCRS Groundwater -----

Analyte	Frequency of Detection
Aluminum	2/2
Barium	3/3
Iron	3/3
Manganese	3/3
Nickel	3/3
Nitrate as Nitrogen	3/3
Silica*	2/2
Tetraoxo-sulfate(1-)*	3/3
Vanadium	2/2
Zinc	1/3
Radon-222	1/1

Table 2.11 Chemicals of potential concern and their frequency of detection (continued)

----- AREA_CODE=i MED_NAME=McNairy Groundwater -----

Analyte	Frequency of Detection
Manganese	3/3
Silica*	2/2
Tetraoxo-sulfate(1-)*	3/3
Vanadium	1/2

----- AREA_CODE=i MED_NAME=RGA Groundwater -----

Analyte	Frequency of Detection
Aluminum	86/110
Antimony	6/412
Arsenic	17/476
Barium	454/476
Beryllium	28/412
Bicarbonate*	3/3
Boron	34/48
Cadmium	7/483
Cerium*	24/48
Chromium	195/488
Cobalt	36/412
Copper	42/478
Fluoride	169/175
Gallium*	24/48
Iron	419/484
Lithium	24/48
Manganese	121/148
Mercury	2/434
Nickel	161/478
Selenium	3/444
Silica*	22/22
Silver	15/437
Sulfate*	73/88
Tetraoxo-sulfate(1-)*	104/113
Thorium*	24/48
Titanium*	27/48
Uranium	13/506
Vanadium	117/385
Zinc	128/476
Zirconium*	24/48
1,2-Dichlorobenzene	1/342
1,2-Dichloroethene	4/23
1,3,5-Trimethylbenzene	1/1
1,4-Dichlorobenzene	1/342
4-Bromofluorobenzene*	2/2
4-Methyl-2-pentanone	2/404
Acetone	53/372
Acrylonitrile	1/378
Benzene	2/505
Bis(2-ethylhexyl)phthalate	4/22
Bromomethane	3/404
Carbazole	1/2
Chloroform	10/524
Chloromethane	14/404
Chrysene	1/22
Di-n-butyl phthalate	2/22
Dimethylbenzene	2/505
Ethanol*	7/340
Ethylbenzene	1/505

Table 2.11 Chemicals of potential concern and their frequency of detection (continued)

----- AREA_CODE=i MED_NAME=RGA Groundwater -----
 (continued)

Analyte	Frequency of Detection
Methylene chloride	39/404
PCB-1254	1/20
Polychlorinated biphenyl	1/87
Tetrachloroethene	4/460
Trichloroethene	317/611
Vinyl chloride	1/526
m,p-Xylene	3/12
trans-1,3-Dichloropropene*	1/404
Americium-241	3/7
Cesium-137	5/7
Cobalt-60	5/7
Radium-226	8/8
Radon-222	30/30
Technetium-99	496/671

----- AREA_CODE=i MED_NAME=UCRS Groundwater -----

Analyte	Frequency of Detection
Aluminum	9/9
Antimony	4/22
Arsenic	11/42
Barium	39/42
Cadmium	2/46
Chromium	4/46
Cobalt	1/22
Copper	29/46
Fluoride	36/41
Iron	46/46
Lead	5/37
Manganese	17/18
Mercury	3/33
Nickel	7/45
Silica*	9/9
Silver	1/33
Sulfate*	12/12
Tetraoxo-sulfate(1-)*	29/29
Thallium*	1/17
Uranium	32/59
Vanadium	16/17
Zinc	38/46
Benzene	1/48
Bromodichloromethane	1/49
Chloroform	3/50
Dibromochloromethane	1/29
Ethanol*	3/28
Methylene chloride	10/28
Trichloroethene	9/89
Cesium-137	3/4
Cobalt-60	4/4
Radium-226	3/4
Radon-222	5/5
Technetium-99	77/91

Table 2.11 Chemicals of potential concern and their frequency of detection (continued)

----- AREA_CODE=j MED_NAME=McNairy Groundwater -----	
Analyte	Frequency of Detection
Aluminum	2/2
Arsenic	1/2
Manganese	2/2
Molybdenum	1/2
Sulfate*	2/2

----- AREA_CODE=j MED_NAME=RGA Groundwater -----	
Analyte	Frequency of Detection
Aluminum	4/4
Arsenic	2/4
Iron	4/4
Manganese	4/4
Molybdenum	2/4
Silica*	4/4
Sulfate*	4/4
Thallium*	3/4
Vanadium	3/4

----- AREA_CODE=k MED_NAME=Other Groundwater -----	
Analyte	Frequency of Detection
Aluminum	37/55
Ammonia as Nitrogen	1/3
Antimony	2/40
Arsenic	5/75
Barium	42/75
Beryllium	6/40
Cadmium	1/75
Chromium	10/37
Cobalt	11/40
Fluoride	24/32
Iron	61/72
Kjeldahl Nitrogen*	3/4
Lead	14/72
Manganese	70/72
Mercury	1/35
Nickel	23/75
Nitrate as Nitrogen	10/32
Silica*	49/50
Strontium	30/38
Sulfate*	3/3
Sulfide*	2/4
Tetraoxo-sulfate(1-)*	29/29
Tin	1/4
Uranium	48/77
Vanadium	15/17
Zinc	23/40
1,1-Dichloroethane	11/70
1,1-Dichloroethene	11/70
1,2-Dichloroethene	2/9
Acetone	1/9
Di-n-butyl phthalate	1/10

Table 2.11 Chemicals of potential concern and their frequency of detection (continued)

----- AREA_CODE=k MED_NAME=Other Groundwater -----
 (continued)

Analyte	Frequency of Detection
Methylene chloride	8/9
Naphthalene	1/10
Phenanthrene*	1/10
Trichloroethene	22/81
Vinyl chloride	1/70
cis-1,2-Dichloroethene	32/62
Neptunium-237	3/8
Radium-226	5/6
Radon-222	30/30
Technetium-99	67/93
Thorium-228	1/1
Uranium-234	11/14
Uranium-235	5/11
Uranium-238	12/14

----- AREA_CODE=l MED_NAME=McNairy Groundwater -----

Analyte	Frequency of Detection
Aluminum	7/44
Antimony	1/26
Nitrate as Nitrogen	1/45
Silica*	35/35
Tetraoxo-sulfate(1-)*	27/41
Thallium*	1/8
Zinc	14/18
Trichloroethene	5/58
Technetium-99	39/58

----- AREA_CODE=l MED_NAME=Other Groundwater -----

Analyte	Frequency of Detection
Methylene chloride	1/1

----- AREA_CODE=l MED_NAME=RGa Groundwater -----

Analyte	Frequency of Detection
Aluminum	177/395
Arsenic	34/576
Barium	242/252
Beryllium	12/255
Cadmium	6/590
Chromium	85/585
Cobalt	11/249
Fluoride	210/317
Iron	360/490
Lead	21/490
Manganese	345/482
Mercury	1/472

Table 2.11 Chemicals of potential concern and their frequency of detection (continued)

----- AREA_CODE=1 MED_NAME=RGA Groundwater -----
 (continued)

Analyte	Frequency of Detection
Molybdenum	5/165
Nitrate as Nitrogen	273/438
Selenium	5/489
Silica*	243/243
Sulfate*	31/31
Tetraoxo-sulfate(1-)*	399/417
Thallium*	1/143
Tin	4/14
Uranium	28/622
Vanadium	109/150
Zinc	100/262
1,1,2-Trichloroethane	1/659
1,1-Dichloroethene	4/604
1,2-Dichloroethane	1/667
Acetone	4/24
Bis(2-ethylhexyl)phthalate	2/12
Butyl benzyl phthalate	1/12
Carbon tetrachloride	4/668
Chlorobenzene	1/22
Chloroform	6/666
Di-n-butyl phthalate	2/12
Dimethylbenzene	1/627
Ethane*	8/15
Ethylbenzene	1/628
Ethylene*	8/15
Methylene chloride	8/22
Tetrachloroethene	7/689
Trichloroethene	816/1E3
Vinyl chloride	2/680
cis-1,2-Dichloroethene	25/670
trans-1,2-Dichloroethene	4/666
Americium-241	13/21
Cesium-137	9/36
Cobalt-60	8/11
Neptunium-237	36/58
Plutonium-239	12/38
Radium-226	40/45
Radon-222	311/311
Technetium-99	1E3/2E3
Thorium-230	41/52
Uranium-234	24/32
Uranium-235	10/22
Uranium-235/236	8/10
Uranium-238	21/29

----- AREA_CODE=1 MED_NAME=UCRS Groundwater -----

Analyte	Frequency of Detection
Aluminum	129/151
Ammonia as Nitrogen	2/4
Antimony	3/133
Arsenic	69/263
Barium	126/134
Beryllium	5/127
Cadmium	6/269
Chromium	46/262

Table 2.11 Chemicals of potential concern and their frequency of detection (continued)

----- AREA_CODE=1 MED_NAME=UCRS Groundwater -----
 (continued)

Analyte	Frequency of Detection
Cobalt	9/125
Fluoride	85/134
Iron	158/170
Kjeldahl Nitrogen*	3/4
Lead	10/193
Manganese	143/168
Mercury	2/180
Molybdenum	1/105
Nickel	48/137
Nitrate as Nitrogen	40/150
Nitrate/Nitrite	7/9
Orthophosphate*	3/3
Selenium	9/183
Silica*	87/87
Strontium	9/10
Sulfate*	17/18
Sulfide*	3/4
Tetraoxo-sulfate(1-)*	138/143
Thallium*	2/108
Tin	1/5
Uranium	41/226
Vanadium	94/110
Zinc	66/128
1,1-Dichloroethene	10/125
1,2-Dichloroethane	1/152
1,2-Dichloroethene	2/10
2,4-Dimethylphenol	1/10
Benzene	3/189
Bis(2-ethylhexyl)phthalate	1/10
Chloroethane	1/17
Chloroform	7/153
Di-n-butyl phthalate	3/10
Dimethylbenzene	13/189
Ethane*	3/5
Ethylbenzene	15/190
Ethylene*	3/5
Fluorene	1/17
Isophorone	1/10
Methylene chloride	6/13
Naphthalene	1/17
Phenanthrene*	1/17
Trichloroethene	314/470
Vinyl chloride	34/168
cis-1,2-Dichloroethene	58/158
trans-1,2-Dichloroethene	3/157
Americium-241	2/5
Cobalt-60	2/3
Neptunium-237	10/16
Plutonium-239	5/13
Radium-226	2/5
Radon-222	44/44
Technetium-99	459/496
Thorium-228	2/2
Uranium-234	14/16
Uranium-235	6/9
Uranium-235/236	4/5
Uranium-238	13/14

Table 2.11 Chemicals of potential concern and their frequency of detection (continued)

----- AREA_CODE=m MED_NAME=McNairy Groundwater -----

Analyte	Frequency of Detection
Aluminum	23/66
Arsenic	4/41
Barium	34/41
Beryllium	1/41
Cadmium	1/41
Chromium	2/33
Cobalt	1/41
Fluoride	46/46
Iron	69/71
Manganese	71/71
Mercury	1/24
Molybdenum	1/36
Nickel	2/41
Silica*	56/56
Sulfate*	4/4
Tetraoxo-sulfate(1-)*	59/59
Uranium	4/49
Vanadium	16/24
Zinc	19/41
Trichloroethene	5/96
Neptunium-237	6/17
Plutonium-239	3/17
Radium-226	11/13
Radon-222	54/54
Technetium-99	74/100
Thorium-230	10/17

----- AREA_CODE=m MED_NAME=Other Groundwater -----

Analyte	Frequency of Detection
Aluminum	61/83
Ammonia as Nitrogen	1/3
Antimony	3/68
Arsenic	5/103
Barium	67/103
Beryllium	6/68
Cadmium	1/103
Chromium	11/65
Cobalt	11/68
Fluoride	51/59
Iron	82/100
Kjeldahl Nitrogen*	3/4
Lead	14/100
Manganese	82/100
Mercury	2/61
Nickel	25/103
Nitrate as Nitrogen	35/60
Silica*	77/78
Strontium	30/38
Sulfate*	3/3
Sulfide*	2/4
Tetraoxo-sulfate(1-)*	48/48
Thallium*	1/45
Tin	1/4
Uranium	48/103
Vanadium	33/45
Zinc	36/68

Table 2.11 Chemicals of potential concern and their frequency of detection (continued)

----- AREA_CODE=m MED_NAME=Other Groundwater -----
 (continued)

Analyte	Frequency of Detection
1,1-Dichloroethane	11/71
1,1-Dichloroethene	11/71
1,2-Dichloroethene	2/9
Acetone	1/9
Di-n-butyl phthalate	1/10
Methylene chloride	8/9
Naphthalene	1/10
Phenanthrene*	1/10
Trichloroethene	22/110
Vinyl chloride	1/71
cis-1,2-Dichloroethene	32/63
Neptunium-237	13/36
Radium-226	24/30
Radon-222	58/58
Technetium-99	87/121
Thorium-228	1/1
Thorium-230	30/36
Uranium-234	11/14
Uranium-235	5/11
Uranium-238	12/14

----- AREA_CODE=m MED_NAME=RGA Groundwater -----

Analyte	Frequency of Detection
Aluminum	263/594
Antimony	6/782
Arsenic	23/788
Barium	758/784
Beryllium	31/719
Bicarbonate*	3/3
Boron	34/48
Cadmium	13/799
Cerium*	24/48
Chromium	260/783
Cobalt	38/720
Copper	88/794
Fluoride	508/524
Gallium*	24/48
Iron	779/1E3
Lead	13/588
Lithium	24/48
Manganese	374/680
Mercury	2/576
Molybdenum	27/344
Nickel	230/794
Nitrate as Nitrogen	843/966
Selenium	3/602
Silica*	325/326
Silver	16/569
Sulfate*	119/136
Tetraoxo-sulfate(1-)*	539/552
Thallium*	5/557
Thorium*	24/48
Titanium*	27/48
Uranium	25/823
Vanadium	262/567

Table 2.11 Chemicals of potential concern and their frequency of detection (continued)

----- AREA_CODE=m MED_NAME=RGA Groundwater -----
 (continued)

Analyte	Frequency of Detection
Zinc	251/794
Zirconium*	24/48
1,1-Dichloroethene	3/1E3
1,2-Dichlorobenzene	1/343
1,2-Dichloroethene	5/36
1,3,5-Trimethylbenzene	1/1
1,4-Dichlorobenzene	1/343
2-Butanone	45/382
4-Bromofluorobenzene*	2/2
4-Methyl-2-pentanone	2/411
Acetone	54/382
Acrylonitrile	1/378
Benzene	2/1E3
Bis(2-ethylhexyl)phthalate	5/23
Bromomethane	3/413
Carbazole	1/3
Carbon tetrachloride	2/1E3
Chloroform	10/1E3
Chloromethane	14/411
Chrysene	1/23
Di-n-butyl phthalate	2/23
Dimethylbenzene	3/1E3
Ethanol*	7/340
Ethylbenzene	1/1E3
Methylene chloride	39/413
PCB-1254	1/20
Polychlorinated biphenyl	1/99
Tetrachloroethene	4/1E3
Trichloroethene	966/1E3
Vinyl chloride	1/1E3
cis-1,2-Dichloroethene	20/1E3
m,p-Xylene	3/12
trans-1,2-Dichloroethene	4/1E3
trans-1,3-Dichloropropene*	1/413
Americium-241	3/8
Cesium-137	5/8
Cobalt-60	6/8
Neptunium-237	28/48
Plutonium-239	9/48
Radium-226	20/27
Radon-222	498/499
Technetium-99	1E3/2E3
Thorium-230	38/47

----- AREA_CODE=m MED_NAME=UCRS Groundwater -----

Analyte	Frequency of Detection
Aluminum	37/50
Antimony	4/44
Arsenic	12/63
Barium	59/63
Cadmium	2/67
Chromium	7/67
Cobalt	1/43
Copper	34/67
Fluoride	53/60

Table 2.11 Chemicals of potential concern and their frequency of detection (continued)

----- AREA_CODE=m MED_NAME=UCRS Groundwater -----
 (continued)

Analyte	Frequency of Detection
Iron	81/89
Lead	5/50
Manganese	37/61
Mercury	3/46
Nickel	12/66
Nitrate as Nitrogen	37/77
Silica*	48/48
Silver	1/38
Sulfate*	13/13
Tetraoxo-sulfate(1-)*	62/62
Thallium*	1/31
Uranium	36/82
Vanadium	27/33
Zinc	48/66
Benzene	1/80
Bromodichloromethane	1/82
Chloroform	3/83
Dibromochloromethane	1/30
Ethanol*	3/28
Methylene chloride	10/29
Trichloroethene	13/153
Cesium-137	3/4
Cobalt-60	4/4
Neptunium-237	2/7
Plutonium-239	1/7
Radium-226	7/10
Radon-222	35/35
Technetium-99	124/155

----- AREA_CODE=n MED_NAME=McNairy Groundwater -----

Analyte	Frequency of Detection
Aluminum	30/110
Antimony	1/76
Arsenic	4/59
Barium	51/59
Beryllium	1/59
Cadmium	1/59
Chromium	2/49
Cobalt	1/59
Fluoride	71/71
Iron	116/119
Manganese	118/119
Mercury	1/41
Molybdenum	1/50
Nickel	2/59
Nitrate as Nitrogen	5/113
Silica*	91/91
Sulfate*	4/5
Tetraoxo-sulfate(1-)*	86/100
Thallium*	3/32
Uranium	4/68
Vanadium	21/32
Zinc	33/59
Trichloroethene	10/154
Neptunium-237	12/27

Table 2.11 Chemicals of potential concern and their frequency of detection (continued)

----- AREA_CODE=n MED_NAME=McNairy Groundwater -----
 (continued)

Analyte	Frequency of Detection
Plutonium-239	4/24
Radium-226	19/22
Radon-222	98/98
Technetium-99	113/158
Thorium-230	16/26

----- AREA_CODE=n MED_NAME=Other Groundwater -----

Analyte	Frequency of Detection
Aluminum	61/83
Ammonia as Nitrogen	1/3
Antimony	3/68
Arsenic	5/103
Barium	67/103
Beryllium	6/68
Cadmium	1/103
Chromium	11/65
Cobalt	11/68
Fluoride	51/59
Iron	82/100
Kjeldahl Nitrogen*	3/4
Lead	14/100
Manganese	82/100
Mercury	2/61
Nickel	25/103
Nitrate as Nitrogen	35/60
Silica*	77/78
Strontium	30/38
Sulfate*	3/3
Sulfide*	2/4
Tetraoxo-sulfate(1-)*	48/48
Thallium*	1/45
Tin	1/4
Uranium	48/103
Vanadium	33/45
Zinc	36/68
1,1-Dichloroethane	11/72
1,1-Dichloroethene	11/72
1,2-Dichloroethene	2/10
Acetone	1/10
Di-n-butyl phthalate	1/10
Methylene chloride	9/10
Naphthalene	1/10
Phenanthrene*	1/10
Trichloroethene	22/111
Vinyl chloride	1/72
cis-1,2-Dichloroethene	32/63
Neptunium-237	13/36
Radium-226	24/30
Radon-222	58/58
Technetium-99	87/121
Thorium-228	1/1
Thorium-230	30/36
Uranium-234	11/14
Uranium-235	5/11
Uranium-238	12/14

Table 2.11 Chemicals of potential concern and their frequency of detection (continued)

----- AREA_CODE=n MED_NAME=RGA Groundwater -----

Analyte	Frequency of Detection
Aluminum	440/989
Antimony	6/1E3
Arsenic	57/1E3
Barium	1E3/1E3
Beryllium	43/974
Bicarbonate*	3/3
Boron	34/48
Cadmium	19/1E3
Cerium*	24/48
Chromium	345/1E3
Cobalt	49/969
Copper	114/1E3
Fluoride	718/841
Gallium*	24/48
Iron	1E3/2E3
Lead	34/1E3
Lithium	24/48
Manganese	719/1E3
Mercury	3/1E3
Molybdenum	32/509
Nickel	324/1E3
Nitrate as Nitrogen	1E3/1E3
Selenium	8/1E3
Silica*	568/569
Silver	18/693
Sulfate*	150/167
Tetraoxo-sulfate(1-)*	938/969
Thallium*	6/700
Thorium*	24/48
Tin	4/41
Titanium*	27/48
Uranium	53/1E3
Vanadium	371/717
Zinc	351/1E3
Zirconium*	24/48
1,1,2-Trichloroethane	1/2E3
1,1-Dichloroethene	7/2E3
1,2-Dichlorobenzene	1/359
1,2-Dichloroethane	1/2E3
1,2-Dichloroethene	5/50
1,3,5-Trimethylbenzene	1/1
1,4-Dichlorobenzene	1/359
2-Butanone	45/404
4-Bromofluorobenzene*	2/2
4-Methyl-2-pentanone	3/433
Acetone	58/406
Acrylonitrile	1/384
Benzene	2/2E3
Bis(2-ethylhexyl)phthalate	7/35
Bromomethane	3/436
Butyl benzyl phthalate	1/35
Carbazole	1/15
Carbon tetrachloride	6/2E3
Chlorobenzene	3/435
Chloroform	16/2E3
Chloromethane	14/434
Chrysene	1/35
Di-n-butyl phthalate	4/35
Dimethylbenzene	4/2E3
Ethane*	8/24
Ethanol*	7/340

Table 2.11 Chemicals of potential concern and their frequency of detection (continued)

----- AREA_CODE=n MED_NAME=RGA Groundwater -----
 (continued)

Analyte	Frequency of Detection
Ethylbenzene	2/2E3
Ethylene*	8/24
Methylene chloride	47/435
PCB-1254	1/26
Polychlorinated biphenyl	1/135
Tetrachloroethene	11/2E3
Trichloroethene	2E3/3E3
Vinyl chloride	3/2E3
cis-1,2-Dichloroethene	45/2E3
m,p-Xylene	3/14
trans-1,2-Dichloroethene	8/2E3
trans-1,3-Dichloropropene*	1/436
Americium-241	16/29
Cesium-137	14/44
Cobalt-60	14/19
Neptunium-237	64/106
Plutonium-239	21/86
Radium-226	60/72
Radon-222	809/810
Technetium-99	3E3/4E3
Thorium-230	79/99
Uranium-234	24/33
Uranium-235	10/22
Uranium-235/236	8/10
Uranium-238	21/30

----- AREA_CODE=n MED_NAME=UCRS Groundwater -----

Analyte	Frequency of Detection
Aluminum	166/201
Ammonia as Nitrogen	2/4
Antimony	7/177
Arsenic	81/326
Barium	185/197
Beryllium	5/170
Cadmium	8/336
Chromium	53/329
Cobalt	10/168
Copper	50/194
Fluoride	138/194
Iron	239/259
Kjeldahl Nitrogen*	3/4
Lead	15/243
Manganese	180/229
Mercury	5/226
Molybdenum	1/133
Nickel	60/203
Nitrate as Nitrogen	77/227
Nitrate/Nitrite	7/9
Orthophosphate*	3/3
Selenium	10/233
Silica*	135/135
Silver	4/65
Strontium	9/10
Sulfate*	30/31
Sulfide*	3/4

Table 2.11 Chemicals of potential concern and their frequency of detection (continued)

----- AREA_CODE=n MED_NAME=UCRS Groundwater -----
 (continued)

Analyte	Frequency of Detection
Tetraoxo-sulfate(1-)*	200/205
Thallium*	3/139
Tin	1/6
Uranium	77/308
Vanadium	121/143
Zinc	114/194
1,1-Dichloroethene	10/205
1,2-Dichloroethane	1/233
1,2-Dichloroethene	2/15
2,4-Dimethylphenol	1/10
Benzene	4/269
Bis(2-ethylhexyl)phthalate	1/10
Bromodichloromethane	1/233
Chloroethane	1/46
Chloroform	10/236
Di-n-butyl phthalate	3/10
Dibromochloromethane	1/43
Dimethylbenzene	13/269
Ethane*	3/5
Ethanol*	3/28
Ethylbenzene	15/270
Ethylene*	3/5
Fluorene	1/17
Isophorone	1/10
Methylene chloride	16/42
Naphthalene	1/17
Phenanthrene*	1/17
Trichloroethene	327/623
Vinyl chloride	34/249
cis-1,2-Dichloroethene	58/218
trans-1,2-Dichloroethene	3/237
Americium-241	2/9
Cesium-137	3/13
Cobalt-60	6/7
Neptunium-237	12/23
Plutonium-239	6/20
Radium-226	9/15
Radon-222	79/79
Technetium-99	583/651
Thorium-228	2/2
Uranium-234	14/16
Uranium-235	6/9
Uranium-235/236	4/5
Uranium-238	13/14

Table 2.12 Summary of data evaluation

----- AREA_CODE=c MEDIA=RGa Groundwater -----

Analyte	Frequency of Detection	Nondetected Range	Detected Range	Arithmetic Mean	HI	ELCR	Units	COPC/Basis
Aluminum	9/16	1.00E-01 - 1.00E+00	2.76E-01 - 2.16E+01	1.59E+00	1.5E+00		mg/L	Yes/PB
Barium	32/33	7.00E-02 - 7.00E-02	3.50E-02 - 3.60E-01	1.04E-01	1.0E-01		mg/L	Yes/PB
Calcium	33/33		1.56E+01 - 3.99E+01	1.31E+01			mg/L	No
Chloride	33/33		2.20E+01 - 1.20E+02	2.84E+01			mg/L	Yes/BE
Chromium	11/33	5.00E-02 - 6.00E-02	7.10E-02 - 8.62E+00	7.23E-02	4.2E-03		mg/L	Yes/PB
Copper	5/33	1.00E-02 - 1.00E-01	2.60E-02 - 1.31E-01	8.86E-03	6.0E-02		mg/L	No
Fluoride	28/32	1.00E-01 - 1.00E-01	1.00E-01 - 2.40E-01	1.67E-01	9.1E-02		mg/L	No
Iron	25/33	1.00E-02 - 3.60E-01	2.10E-01 - 6.64E+01	3.44E+00	4.5E-01		mg/L	Yes/PBE
Magnesium	33/33		3.26E+00 - 1.43E+01	4.92E+00			mg/L	No
Manganese	27/33	2.00E-02 - 1.00E-01	1.10E-02 - 1.09E+00	1.94E-01	6.7E-02		mg/L	Yes/PB
Molybdenum	2/16	5.00E-02 - 1.00E-01	8.00E-02 - 1.00E-01	3.22E-02	7.5E-03		mg/L	Yes/PBE
Nickel	10/33	5.00E-02 - 1.00E-01	1.10E-01 - 6.73E-01	9.02E-02	3.0E-02		mg/L	No
Nitrate as Nitrogen	20/33	1.00E+00 - 1.00E+00	1.00E+00 - 3.00E+00	1.40E+00	2.4E+00		mg/L	No
Potassium	5/30	2.00E+00 - 1.05E+01	2.90E+00 - 8.33E+00	2.87E+00			mg/L	No
Silica	16/16		1.10E+01 - 3.60E+01	1.06E+01			mg/L	Yes/B
Sodium	33/33		2.68E+01 - 8.74E+01	2.62E+01			mg/L	Yes/B
Sulfate	4/4		1.75E+01 - 3.35E+01	1.27E+01			mg/L	Yes/B
Tetraoxo-sulfate(1-)	29/29		3.80E+00 - 1.43E+02	1.35E+01			mg/L	Yes/Qual
Uranium	2/58	1.00E-03 - 1.00E-03	1.00E-03 - 1.00E-03	1.00E-03	4.5E-03		mg/L	No
Vanadium	8/10	5.00E-02 - 5.00E-02	5.30E-02 - 1.31E-01	8.71E-02	9.3E-03		mg/L	No
Zinc	11/33	5.00E-03 - 2.50E-01	1.10E-02 - 1.30E-01	2.01E-02	4.5E-01		mg/L	Yes/B
1,1-Dichloroethene	2/72	5.00E-03 - 5.00E-01	8.00E-03 - 6.50E-02	4.48E-04	1.8E-03	9.3E-07	mg/L	Yes/P
Chloroform	2/72	5.00E-03 - 5.00E-01	5.00E-03 - 5.00E-03	5.28E-02	2.0E-03	1.5E-05	mg/L	Yes/P
Trichloroethene	78/112	1.00E-03 - 1.00E-03	1.00E-03 - 1.50E+00	3.50E-01	1.2E-03	1.4E-04	mg/L	Yes/P
cis-1,2-Dichloroethene	2/72	5.00E-03 - 5.00E-01	5.00E-03 - 9.80E-03	2.54E-03	2.0E-03		mg/L	Yes/P
Alpha activity	91/111	-5.30E+00 --2.00E-01	1.00E-01 - 1.92E+01	3.06E+00			pCi/L	Yes/Qual
Beta activity	110/111	0.00E+00 - 0.00E+00	2.00E+00 - 2.02E+03	5.73E+01			pCi/L	Yes/Qual
Radon-222	16/16		2.36E+02 - 6.59E+03	4.69E+02		1.4E+00	pCi/L	Yes/PB
Technetium-99	108/113	-3.00E+00 - 0.00E+00	1.00E+00 - 3.15E+03	1.55E+02		2.8E+01	pCi/L	Yes/PB

----- AREA_CODE=c MEDIA=UCRS Groundwater -----

Analyte	Frequency of Detection	Nondetected Range	Detected Range	Arithmetic Mean	HI	ELCR	Units	COPC/Basis
Aluminum	6/6		2.94E-01 - 5.92E+00	9.61E-01	1.5E+00		mg/L	Yes/P
Barium	6/6		6.40E-02 - 1.61E-01	5.02E-02	1.0E-01		mg/L	Yes/P
Calcium	6/6		1.17E+01 - 3.45E+01	9.72E+00			mg/L	No
Chloride	5/5		1.00E+01 - 6.10E+01	1.13E+01			mg/L	No
Iron	6/6		1.39E-01 - 6.44E+00	9.26E-01	4.5E-01		mg/L	Yes/PE
Magnesium	6/6		4.08E+00 - 1.32E+01	3.48E+00			mg/L	No

Table 2.12 Summary of data evaluation (continued)

----- AREA_CODE=c MEDIA=UCRS Groundwater -----
(continued)

Analyte	Frequency of Detection	Nondetected Range	Detected Range	Arithmetic Mean	HI	ELCR	Units	COPC/Basis
Manganese	6/6		2.00E-02 - 3.22E-01	7.56E-02	6.7E-02		mg/L	Yes/P
Nitrate as Nitrogen	2/5	1.00E+00 - 1.00E+00	1.20E+00 - 1.20E+00	5.40E-01	2.4E+00		mg/L	No
Potassium	1/6	2.00E+00 - 2.00E+00	2.44E+00 - 2.44E+00	1.04E+00			mg/L	No
Silica	5/5		2.30E+01 - 6.40E+01	1.99E+01			mg/L	Yes/Qual
Sodium	6/6		2.07E+01 - 9.14E+01	2.59E+01			mg/L	Yes/Qual
Tetraoxo-sulfate(1-)	5/5		8.00E+00 - 1.28E+02	3.32E+01			mg/L	Yes/Qual
Uranium	2/10	1.00E-03 - 1.00E-03	1.00E-03 - 4.00E-03	1.30E-03	4.5E-03		mg/L	No
Vanadium	4/6	5.00E-02 - 5.00E-02	5.60E-02 - 7.10E-02	2.95E-02	9.3E-03		mg/L	Yes/P
Zinc	5/6	5.00E-03 - 5.00E-03	6.00E-03 - 6.90E-02	1.24E-02	4.5E-01		mg/L	Yes/Qual
Benzene	1/7	5.00E-03 - 5.00E-03	1.00E-03 - 1.00E-03	2.21E-03	4.0E-04	3.5E-05	mg/L	Yes/P
Chloroform	6/8	5.00E-03 - 5.00E-03	5.00E-03 - 1.70E-02	8.46E-03	2.0E-03	1.5E-05	mg/L	Yes/P
Trichloroethene	5/22	1.00E-03 - 1.00E-03	1.00E-03 - 9.40E-02	4.39E-04	1.2E-03	1.4E-04	mg/L	Yes/P
Alpha activity	20/23	-3.10E+00 - 0.00E+00	4.00E-01 - 1.33E+01	4.14E+00			pCi/L	Yes/Qual
Beta activity	23/23		3.00E+00 - 9.50E+01	2.10E+01			pCi/L	Yes/Qual
Technetium-99	23/23		2.00E+00 - 9.40E+01	4.68E+01		2.8E+01	pCi/L	Yes/P

----- AREA_CODE=f MEDIA=McNairy Groundwater -----

Analyte	Frequency of Detection	Nondetected Range	Detected Range	Arithmetic Mean	HI	ELCR	Units	COPC/Basis
Aluminum	2/4	6.25E-01 - 7.50E-01	2.65E-01 - 3.93E-01	2.54E-01	1.5E+00		mg/L	No
Barium	5/6	7.00E-02 - 7.00E-02	2.59E-01 - 3.54E-01	1.32E-01	1.0E-01		mg/L	Yes/PB
Calcium	6/6		1.92E+01 - 2.26E+01	1.03E+01			mg/L	No
Chloride	6/6		2.60E+00 - 5.00E+00	1.81E+00			mg/L	No
Fluoride	5/5		2.20E-01 - 2.70E-01	2.40E-01	9.1E-02		mg/L	No
Iron	6/6		2.95E+00 - 1.04E+01	3.05E+00	4.5E-01		mg/L	No
Magnesium	6/6		5.31E+00 - 6.20E+00	2.91E+00			mg/L	No
Manganese	6/6		2.40E-01 - 3.50E-01	1.56E-01	6.7E-02		mg/L	No
Potassium	5/5		1.75E+01 - 3.11E+01	1.11E+01			mg/L	No
Silica	4/4		1.60E+01 - 2.50E+01	1.00E+01			mg/L	No
Sodium	6/6		2.28E+01 - 2.92E+01	1.25E+01			mg/L	Yes/B
Tetraoxo-sulfate(1-)	6/6		6.90E+00 - 8.00E+00	3.70E+00			mg/L	Yes/Qual
Zinc	3/6	3.00E-02 - 2.50E-01	1.00E-02 - 3.40E-01	5.60E-02	4.5E-01		mg/L	Yes/B
Alpha activity	13/13		1.00E+00 - 1.75E+01	2.79E+00			pCi/L	Yes/Qual
Beta activity	13/13		2.20E+01 - 2.34E+02	2.60E+01			pCi/L	Yes/Qual
Radon-222	4/4		1.73E+02 - 2.67E+02	1.14E+02		1.4E+00	pCi/L	No
Technetium-99	9/13	-9.70E+00 - 0.00E+00	1.00E+00 - 2.00E+01	6.48E+00		2.8E+01	pCi/L	No

----- AREA_CODE=f MEDIA=RGa Groundwater -----

Analyte	Frequency of Detection	Nondetected Range	Detected Range	Arithmetic Mean	HI	ELCR	Units	COPC/Basis
Aluminum	48/93	6.20E-01 - 1.00E+00	1.11E-01 - 4.63E+01	4.44E-01	1.5E+00		mg/L	Yes/PB
Arsenic	1/104	5.00E-03 - 5.00E-03	1.28E-02 - 1.28E-02	2.54E-03	4.5E-04	3.5E-06	mg/L	Yes/PB
Barium	97/98	5.00E-02 - 5.00E-02	6.60E-02 - 2.70E+00	2.60E-01	1.0E-01		mg/L	Yes/PB
Cadmium	3/106	1.00E-02 - 1.00E-01	1.00E-02 - 3.42E-01	2.51E-02	6.6E-04		mg/L	Yes/PB

Calcium	106/106			1.70E+01 - 7.00E+01	1.68E+01		mg/L	No
Chloride	105/105			2.70E+00 - 1.23E+02	4.01E+01		mg/L	Yes/BE
Chromium	42/91	5.00E-02 - 6.00E-02		5.40E-02 - 9.16E-01	7.01E-02	4.2E-03	mg/L	Yes/PB
Copper	6/106	1.00E-02 - 1.00E-01		1.00E-02 - 3.78E-01	2.54E-02	6.0E-02	mg/L	Yes/PBE
Fluoride	88/90	1.00E-01 - 1.80E-01		1.10E-01 - 2.30E-01	1.64E-01	9.1E-02	mg/L	No
Iron	88/108	1.00E-02 - 3.60E-01		1.10E-02 - 7.44E+01	9.67E-01	4.5E-01	mg/L	Yes/PBE
Magnesium	106/106			5.34E+00 - 2.27E+01	6.61E+00		mg/L	No
Manganese	58/106	5.00E-03 - 1.00E+00		5.00E-03 - 2.21E+00	5.01E-02	6.7E-02	mg/L	Yes/PB
Nickel	35/106	5.00E-02 - 1.00E-01		3.10E-02 - 4.48E-01	7.57E-02	3.0E-02	mg/L	No
Nitrate as Nitrogen	82/97	1.00E+00 - 1.00E+00		1.00E+00 - 2.90E+00	1.70E+00	2.4E+00	mg/L	No
Potassium	54/102	2.00E+00 - 1.05E+01		2.10E+00 - 1.97E+01	2.94E+00		mg/L	No
Silica	55/55			1.10E+01 - 5.20E+01	9.62E+00		mg/L	Yes/B
Sodium	105/106	5.00E+00 - 5.00E+00		2.91E+01 - 7.86E+01	2.26E+01		mg/L	Yes/B
Sulfate	21/22	5.00E+00 - 5.00E+00		5.00E+00 - 6.76E+01	1.48E+01		mg/L	Yes/B
Tetraoxo-sulfate(1-)	79/83	5.00E+00 - 5.00E+00		5.00E+00 - 1.60E+02	3.40E+01		mg/L	Yes/Qual
Uranium	1/70	1.00E-03 - 1.00E-03		3.00E-03 - 3.00E-03	1.03E-03	4.5E-03	mg/L	No
Vanadium	43/45	5.00E-02 - 5.00E-02		5.50E-02 - 2.36E-01	6.80E-02	9.3E-03	mg/L	Yes/PB
Zinc	29/106	5.00E-03 - 2.50E-01		5.00E-03 - 3.82E-01	1.34E-02	4.5E-01	mg/L	Yes/B

Table 2.12 Summary of data evaluation (continued)

----- AREA_CODE=f MEDIA=RGa Groundwater -----
(continued)

Analyte	Frequency of Detection	Nondetected Range	Detected Range	Arithmetic Mean	HI	ELCR	Units	COPC/Basis
1,1-Dichloroethene	3/148	5.00E-03 - 5.00E+00	1.60E-03 - 2.00E-02	2.77E-03	1.8E-03	9.3E-07	mg/L	Yes/P
1,2-Dichloroethene	1/6	1.00E-02 - 5.00E-02	1.40E-02 - 1.40E-02	1.41E-02	1.8E-03		mg/L	Yes/P
Bis(2-ethylhexyl)phthalate	1/1		2.80E-02 - 2.80E-02	1.40E-02	2.6E-02	3.1E-04	mg/L	Yes/P
Carbon tetrachloride	2/175	5.00E-03 - 5.00E+00	2.00E-04 - 6.00E-04	4.56E-04	1.2E-04	1.5E-05	mg/L	Yes/P
Diethyl phthalate	1/1		1.10E-02 - 1.10E-02	5.50E-03	1.2E+00		mg/L	No
Trichloroethene	206/214	1.00E-03 - 3.10E-01	4.00E-03 - 2.40E+00	6.82E-01	1.2E-03	1.4E-04	mg/L	Yes/P
cis-1,2-Dichloroethene	6/170	5.00E-03 - 5.00E+00	7.00E-04 - 2.20E-02	3.89E-03	2.0E-03		mg/L	Yes/P
trans-1,2-Dichloroethene	1/170	5.00E-03 - 5.00E+00	1.00E-04 - 1.00E-04	2.52E-01	4.0E-03		mg/L	No
Alpha activity	154/218	-8.10E+00 - 1.00E+03	1.00E-01 - 2.71E+01	2.38E+01			pCi/L	Yes/Qual
Beta activity	205/218	-3.00E+00 - 1.00E+03	1.00E+00 - 1.59E+02	2.49E+01			pCi/L	Yes/Qual
Neptunium-237	5/6	0.00E+00 - 0.00E+00	1.00E-01 - 7.00E-01	1.08E-01		1.3E-01	pCi/L	No
Plutonium-239	2/6	0.00E+00 - 0.00E+00	1.00E-01 - 2.00E-01	2.50E-02		1.2E-01	pCi/L	Yes/PB
Radon-222	13/13		2.57E+02 - 8.48E+02	2.28E+02		1.4E+00	pCi/L	Yes/PB
Technetium-99	176/222	-1.10E+01 - 2.50E+01	8.00E-01 - 1.68E+02	1.28E+01		2.8E+01	pCi/L	Yes/PB
Thorium-230	5/6	-3.00E-01 - -3.00E-01	1.00E-01 - 6.00E-01	1.25E-01		1.0E+00	pCi/L	No

----- AREA_CODE=f MEDIA=UCRS Groundwater -----

Analyte	Frequency of Detection	Nondetected Range	Detected Range	Arithmetic Mean	HI	ELCR	Units	COPC/Basis
Aluminum	2/2		5.23E+00 - 7.57E+00	3.20E+00	1.5E+00		mg/L	Yes/P
Barium	3/3		1.60E-01 - 2.22E-01	9.48E-02	1.0E-01		mg/L	Yes/P
Calcium	3/3		2.05E+01 - 2.27E+01	1.07E+01			mg/L	No
Chloride	3/3		1.13E+01 - 1.50E+01	6.72E+00			mg/L	No
Copper	2/3	1.00E-02 - 1.00E-02	1.00E-01 - 1.82E-01	4.87E-02	6.0E-02		mg/L	No
Fluoride	3/3		2.40E-01 - 2.80E-01	2.63E-01	9.1E-02		mg/L	No
Iron	3/3		4.60E+00 - 7.36E+00	2.84E+00	4.5E-01		mg/L	Yes/PE
Magnesium	3/3		8.51E+00 - 1.00E+01	4.55E+00			mg/L	No
Manganese	3/3		3.00E-02 - 1.25E-01	3.10E-02	6.7E-02		mg/L	Yes/P
Nitrate as Nitrogen	2/3	1.00E+00 - 1.00E+00	1.10E+00 - 1.10E+00	5.33E-01	2.4E+00		mg/L	No
Potassium	1/2	2.00E+00 - 2.00E+00	2.16E+00 - 2.16E+00	1.04E+00			mg/L	No
Silica	2/2		3.30E+01 - 3.80E+01	1.78E+01			mg/L	Yes/Qual
Sodium	3/3		4.54E+01 - 5.83E+01	2.69E+01			mg/L	Yes/Qual
Tetraoxo-sulfate(1-)	3/3		2.10E+01 - 4.96E+01	1.81E+01			mg/L	Yes/Qual
Vanadium	2/2		7.80E-02 - 8.10E-02	3.98E-02	9.3E-03		mg/L	Yes/P
Zinc	3/3		1.60E-02 - 1.00E-01	2.33E-02	4.5E-01		mg/L	Yes/Qual
Trichloroethene	1/8	1.00E-03 - 1.00E-03	2.00E-03 - 2.00E-03	1.13E-03	1.2E-03	1.4E-04	mg/L	Yes/P

Table 2.12 Summary of data evaluation (continued)

----- AREA_CODE=f MEDIA=UCRS Groundwater -----

(continued)

Analyte	Frequency of Detection	Nondetected Range	Detected Range	Arithmetic Mean	HI	ELCR	Units	COPC/ Basis
Alpha activity	7/8	-6.40E+00 --6.40E+00	2.00E-01 - 1.15E+01	3.69E+00			pCi/L	Yes/Qual
Beta activity	8/8		4.00E+00 - 1.40E+01	4.25E+00			pCi/L	Yes/Qual
Radon-222	1/1		4.71E+02 - 4.71E+02	2.36E+02		1.4E+00	pCi/L	Yes/P
Technetium-99	4/8	0.00E+00 - 0.00E+00	2.10E+01 - 7.70E+01	4.11E+01		2.8E+01	pCi/L	Yes/P

Table 3.1 Summary of reasons for selection or dismissal of exposure routes for quantitative evaluation in the GWOU BHHRA

Exposure route, medium, and exposure point	Route quantified?	Note/Reasoning
Current Land Use [Areas a, b, c, and d (Summary Area I)]		
<u>Industrial</u>		
Ingestion of groundwater	No	Groundwater not in use.
Dermal contact with groundwater while showering	No	Groundwater not in use.
Inhalation of vapors while showering in groundwater	No	Groundwater not in use.
External exposure to ionizing radiation from groundwater while showering	No	Groundwater not in use.
Ingestion of soil	No	Included in source unit risk assessments or will be included in SOU or BGOU assessment.
Dermal contact with soil	No	Included in source unit risk assessments or will be included in SOU or BGOU assessment.
Inhalation of vapors and particulates emitted from soil	No	Included in source unit risk assessments or will be included in SOU or BGOU assessment.
External exposure to ionizing radiation from soil	No	Included in source unit risk assessments or will be included in SOU or BGOU assessment.
Ingestion of waste	No	Included in source unit risk assessments or will be included in SOU or BGOU assessment.
Dermal contact with waste	No	Included in source unit risk assessments or will be included in SOU or BGOU assessment.
Inhalation of vapors and particulates emitted from waste	No	Included in source unit risk assessments or will be included in SOU or BGOU assessment.
External exposure to ionizing radiation from waste	No	Included in source unit risk assessments or will be included in SOU or BGOU assessment.
Ingestion of sediment	No	Included in source unit risk assessments or will be included in SWOU, SOU, or BGOU assessment.
Dermal contact with sediment	No	Included in source unit risk assessments or will be included in SWOU, SOU, or BGOU assessment.
Inhalation of particulates and vapors in sediment	No	Included in source unit risk assessments or will be included in SWOU, SOU, or BGOU assessment.
External exposure from sediment	No	Included in source unit risk assessments or will be included in SWOU, SOU, or BGOU assessment.
Ingestion of surface water	No	Included in source unit risk assessments or will be included in SWOU, SOU, or BGOU assessment.

Table 3.1 Summary of reasons for selection or dismissal of exposure routes for quantitative evaluation in the GWOU BHHRA (continued)

Exposure route, medium, and exposure point	Route quantified?	Note/Reasoning
Dermal contact with surface water	No	Included in source unit risk assessments or will be included in SWOU, SOU, or BGOU assessment.
Inhalation of vapors emitted by surface water	No	Included in source unit risk assessments or will be included in SWOU, SOU, or BGOU assessment.
External exposure to ionizing radiation emitted from surface water	No	Included in source unit risk assessments or will be included in SWOU, SOU, or BGOU assessment.
Recreational		
Ingestion of soil	No	Area is secure. No recreational use possible.
Dermal contact with soil	No	Area is secure. No recreational use possible.
Inhalation of particles and vapors emitted from soil	No	Area is secure. No recreational use possible.
External exposure to ionizing radiation from soil	No	Area is secure. No recreational use possible.
Ingestion of waste	No	Area is secure. No recreational use possible.
Dermal contact with waste	No	Area is secure. No recreational use possible.
Inhalation of vapors and particulates emitted from waste	No	Area is secure. No recreational use possible.
External exposure to ionizing radiation from waste	No	Area is secure. No recreational use possible.
Ingestion of sediment	No	Area is secure. No recreational use possible.
Dermal contact with sediment	No	Area is secure. No recreational use possible.
Inhalation of particulates and vapors emitted from sediment	No	Area is secure. No recreational use possible.
External exposure to ionizing radiation from sediment	No	Area is secure. No recreational use possible.
Ingestion of surface water	No	Area is secure. No recreational use possible.
Dermal contact with surface water	No	Area is secure. No recreational use possible.
Inhalation of vapors emitted from surface water	No	Area is secure. No recreational use possible.
External exposure to ionizing radiation from surface water	No	Area is secure. No recreational use possible.
Consumption of fish in man-made or natural bodies of water	No	Area is secure. No recreational use possible.

Table 3.1 Summary of reasons for selection or dismissal of exposure routes for quantitative evaluation in the GWOU BHHRA (continued)

Exposure route, medium, and exposure point	Route quantified?	Note/Reasoning
Consumption of game drinking from man-made or natural bodies of water or exposed to contaminants in soil	No	Included in source unit risk assessments completed earlier.
<u>Residential</u>		
Ingestion of groundwater	No	Not a current use of area.
Dermal contact with groundwater while showering	No	Not a current use of area.
Inhalation of vapors emitted from groundwater while showering	No	Not a current use of area.
Inhalation of vapors emitted from groundwater during household use	No	Not a current use of area.
External exposure to ionizing radiation from groundwater while showering	No	Not a current use of area.
Ingestion of soil	No	Not a current use of area.
Dermal contact with soil	No	Not a current use of area.
Inhalation of vapors and particulates emitted from soil	No	Not a current use of area.
External exposure to ionizing radiation from soil	No	Not a current use of area.
Ingestion of waste	No	Not a current use of area.
Dermal contact with waste	No	Not a current use of area.
Inhalation of vapors and particulates emitted from waste	No	Not a current use of area.
External exposure to ionizing radiation from waste	No	Not a current use of area.
Ingestion of sediment	No	Not a current use of area.
Dermal contact with sediment	No	Not a current use of area.
Inhalation of particulates and vapors in sediment	No	Not a current use of area.
External exposure from creek sediment	No	Not a current use of area.
Ingestion of surface water	No	Not a current use of area.
Dermal contact with surface water	No	Not a current use of area.
Inhalation of vapors in surface water	No	Not a current use of area.
External exposure to ionizing radiation emitted from surface water	No	Not a current use of area.
Consumption of vegetables	No	Not a current use of area.
Consumption of beef and dairy products	No	Not a current use of area.
Consumption of pork	No	Not a current use of area.
Consumption of poultry and eggs	No	Not a current use of area.
<u>Current Land Use [Areas e, f, g, h, i, j, k (Summary Area m)]</u>		
<u>Industrial</u>		
Ingestion of groundwater	No	Groundwater not in use (DOE 1994d)
Dermal contact with groundwater while showering	No	Groundwater not in use (DOE 1994d)
Inhalation of vapors while showering in groundwater	No	Groundwater not in use (DOE 1994d)
External exposure to ionizing radiation from groundwater while showering	No	Groundwater not in use (DOE 1994d)

Table 3.1 Summary of reasons for selection or dismissal of exposure routes for quantitative evaluation in the GWOU BHHRA (continued)

Exposure route, medium, and exposure point	Route quantified?	Note/Reasoning
Ingestion of soil	No	Not a media of concern in these areas or route included in source unit assessment.
Dermal contact with soil	No	Not a media of concern in these areas or route included in source unit assessment.
Inhalation of vapors and particulates emitted from soil	No	Not a media of concern in these areas or route included in source unit assessment.
External exposure to ionizing radiation from soil	No	Not a media of concern in these areas or route included in source unit assessment.
Ingestion of waste	No	Not a media of concern in these areas or route included in source unit assessment.
Dermal contact with waste	No	Not a media of concern in these areas or route included in source unit assessment.
Inhalation of vapors and particulates emitted from waste	No	Not a media of concern in these areas or route included in source unit assessment.
External exposure to ionizing radiation from waste	No	Not a media of concern in these areas or route included in source unit assessment.
Ingestion of sediment	No	Data not available. To be included in SWOU assessment.
Dermal contact with sediment	No	Data not available. To be included in SWOU assessment.
Inhalation of particulates and vapors in sediment	No	Data not available. To be included in SWOU assessment.
External exposure from creek sediment	No	Data not available. To be included in SWOU assessment.
Ingestion of surface water in natural bodies of water	No	Data not available. To be included in SWOU assessment.
Dermal contact with surface water in natural bodies of water	No	Data not available. To be included in SWOU assessment.
Inhalation of vapors in surface water in natural bodies of water	No	Data not available. To be included in SWOU assessment.
External exposure to ionizing radiation emitted from surface water in natural bodies of water	No	Data not available. To be included in SWOU assessment.
Recreational		
Ingestion of soil	No	Not a media of concern in these areas or route included in source unit assessment.
Dermal contact with soil	No	Not a media of concern in these areas or route included in source unit assessment.
Inhalation of particles and vapors emitted from soil	No	Not a media of concern in these areas or route included in source unit assessment.
External exposure to ionizing radiation from soil	No	Not a media of concern in these areas or route included in source unit assessment.
Ingestion of waste	No	Not a media of concern in these areas or route included in source unit assessment.

Table 3.1 Summary of reasons for selection or dismissal of exposure routes for quantitative evaluation in the GWOU BHHRA (continued)

Exposure route, medium, and exposure point	Route quantified?	Note/Reasoning
Dermal contact with waste	No	Not a media of concern in these areas or route included in source unit assessment.
Inhalation of vapors and particulates emitted from waste	No	Not a media of concern in these areas or route included in source unit assessment.
External exposure to ionizing radiation from waste	No	Not a media of concern in these areas or route included in source unit assessment.
Ingestion of sediment	No	Data not available. To be included in SWOU assessment.
Dermal contact with sediment	No	Data not available. To be included in SWOU assessment.
Inhalation of particulates and vapors emitted from sediment	No	Data not available. To be included in SWOU assessment.
External exposure to ionizing radiation from sediment	No	Data not available. To be included in SWOU assessment.
Ingestion of surface water	No	Data are not available for natural bodies of water. Assessment for natural bodies of water will be included in the SWOU assessment. Currently, man-made bodies filled with groundwater do not exist.
Dermal contact with surface water	No	Data are not available for natural bodies of water. Assessment for natural bodies of water will be included in the SWOU assessment. Currently, man-made bodies filled with groundwater do not exist.
Inhalation of vapors emitted from surface water	No	Data are not available for natural bodies of water. Assessment for natural bodies of water will be included in the SWOU assessment. Currently, man-made bodies filled with groundwater do not exist.
External exposure to ionizing radiation from surface water	No	Data are not available for natural bodies of water. Assessment for natural bodies of water will be included in the SWOU assessment. Currently, man-made bodies filled with groundwater do not exist.
Consumption of fish in man-made or natural bodies of water	No	Assessment for natural bodies of water will be included in the SWOU assessment. Currently, man-made bodies filled with groundwater do not exist.
Consumption of game drinking from man-made or natural bodies of water or exposed to contaminants in soil	No	Assessment for natural bodies of water will be included in the SWOU assessment. Currently, man-made bodies filled with groundwater do not exist.
Residential		
Ingestion of groundwater	No	Not current use in area due to water policy (DOE 1994d).

Table 3.1 Summary of reasons for selection or dismissal of exposure routes for quantitative evaluation in the GWOU BHHRA (continued)

Exposure route, medium, and exposure point	Route quantified?	Note/Reasoning
Dermal contact with groundwater while showering	No	Not current use in area due to water policy (DOE 1994d).
Inhalation of vapors emitted from groundwater while showering	No	Not current use in area due to water policy (DOE 1994d).
Inhalation of vapors emitted from groundwater during household use	No	Not current use in area due to water policy (DOE 1994d).
External exposure to ionizing radiation from groundwater while showering	No	Not current use in area due to water policy (DOE 1994d).
Ingestion of soil	No	Not a media of concern in these areas or route included in source unit assessment.
Dermal contact with soil	No	Not a media of concern in these areas or route included in source unit assessment.
Inhalation of vapors and particulates emitted from soil	No	Not a media of concern in these areas or route included in source unit assessment.
External exposure to ionizing radiation from soil	No	Not a media of concern in these areas or route included in source unit assessment.
Ingestion of waste	No	Not a media of concern in these areas or route included in source unit assessment.
Dermal contact with waste	No	Not a media of concern in these areas or route included in source unit assessment.
Inhalation of vapors and particulates emitted from waste	No	Not a media of concern in these areas or route included in source unit assessment.
External exposure to ionizing radiation from waste	No	Not a media of concern in these areas or route included in source unit assessment.
Ingestion of sediment	No	See recreational use scenario.
Dermal contact with sediment	No	See recreational use scenario.
Inhalation of particulates and vapors in sediment	No	See recreational use scenario.
External exposure from creek sediment	No	See recreational use scenario.
Ingestion of surface water	No	See recreational use scenario.
Dermal contact with surface water	No	See recreational use scenario.
Inhalation of vapors in surface water	No	See recreational use scenario.
External exposure to ionizing radiation emitted from surface water	No	See recreational use scenario.
Consumption of vegetables	No	Route included in source unit assessment or groundwater not currently used for irrigation in area (DOE 1994d).
Consumption of beef and dairy products	No	Groundwater not currently used for irrigation in area (DOE 1994d).
Consumption of pork	No	Groundwater not currently used for irrigation in area (DOE 1994d).

Table 3.1 Summary of reasons for selection or dismissal of exposure routes for quantitative evaluation in the GWOU BHHRA (continued)

Exposure route, medium, and exposure point	Route quantified?	Note/Reasoning
Consumption of poultry and eggs	No	Groundwater not currently used for irrigation in area (DOE 1994d).
Future Land Use [All Areas]		
<u>Industrial</u>		
Ingestion of groundwater	Yes	Future use of groundwater is possible.
Dermal contact with groundwater while showering	Yes	Future use of groundwater is possible.
Inhalation of vapors while showering in groundwater	Yes	Future use of groundwater is possible.
External exposure to ionizing radiation from groundwater while showering	No	Although groundwater may be used in future, shielding from water prevents significant external dose via this route.
Ingestion of soil	No	Either included in source unit risk assessment completed earlier or data is unavailable and will be included in SOU, SWOU, or BGOU assessment.
Dermal contact with soil	No	Either included in source unit risk assessment completed earlier or data is unavailable and will be included in SOU, SWOU, or BGOU assessment.
Inhalation of vapors and particulates emitted from soil	No	Either included in source unit risk assessment completed earlier or data is unavailable and will be included in SOU, SWOU, or BGOU assessment.
External exposure to ionizing radiation from soil	No	Either included in source unit risk assessment completed earlier or data is unavailable and will be included in SOU, SWOU, or BGOU assessment.
Ingestion of waste	No	Either included in source unit risk assessment completed earlier or data is unavailable and will be included in SOU or BGOU assessment.
Dermal contact with waste	No	Either included in source unit risk assessment completed earlier or data is unavailable and will be included in SOU or BGOU assessment.
Inhalation of vapors and particulates emitted from waste	No	Either included in source unit risk assessment completed earlier or data is unavailable and will be included in SOU or BGOU assessment.
External exposure to ionizing radiation from waste	No	Either included in source unit risk assessment completed earlier or data is unavailable and will be included in SOU or BGOU assessment.

Table 3.1 Summary of reasons for selection or dismissal of exposure routes for quantitative evaluation in the GWOU BHHRA (continued)

Exposure route, medium, and exposure point	Route quantified?	Note/Reasoning
Ingestion of sediment	No	Either included in source unit risk assessment completed earlier or data is unavailable and will be included in SOU, BGOU, or SWOU assessment.
Dermal contact with sediment	No	Either included in source unit risk assessment completed earlier or data is unavailable and will be included in SOU, BGOU, or SWOU assessment.
Inhalation of particulates and vapors in sediment	No	Either included in source unit risk assessment completed earlier or data is unavailable and will be included in SOU, BGOU, or SWOU assessment.
External exposure from sediment	No	Either included in source unit risk assessment completed earlier or data is unavailable and will be included in SOU, BGOU, or SWOU assessment.
Ingestion of surface water	No	Either included in source unit risk assessment completed earlier or data is unavailable and will be included in SOU, BGOU, or SWOU assessment.
Dermal contact with surface water	No	Either included in source unit risk assessment completed earlier or data is unavailable and will be included in SOU, BGOU, or SWOU assessment.
Inhalation of vapors in surface water	No	Either included in source unit risk assessment completed earlier or data is unavailable and will be included in SOU, BGOU, or SWOU assessment.
External exposure to ionizing radiation emitted from surface water	No	Either included in source unit risk assessment completed earlier or data is unavailable and will be included in SOU, BGOU, or SWOU assessment.
<u>Recreational</u>		
Ingestion of soil	No	Either included in source unit risk assessment completed earlier, or data is unavailable and will be included in SWOU, BGOU, or SOU assessment.
Dermal contact with soil	No	Either included in source unit risk assessment completed earlier, or data is unavailable and will be included in SWOU, BGOU, or SOU assessment.
Inhalation of particles and vapors emitted from soil	No	Either included in source unit risk assessment completed earlier, or data is unavailable and will be included in SWOU, BGOU, or SOU assessment.

Table 3.1 Summary of reasons for selection or dismissal of exposure routes for quantitative evaluation in the GWOU BHHRA (continued)

Exposure route, medium, and exposure point	Route quantified?	Note/Reasoning
External exposure to ionizing radiation from soil	No	Either included in source unit risk assessment completed earlier, or data is unavailable and will be included in SWOU, BGOU, or SOU assessment.
Ingestion of waste	No	Either included in source unit risk assessment completed earlier, or data is unavailable and will be included in BGOU or SOU assessment.
Dermal contact with waste	No	Either included in source unit risk assessment completed earlier, or data is unavailable and will be included in BGOU or SOU assessment.
Inhalation of vapors and particulates emitted from waste	No	Either included in source unit risk assessment completed earlier, or data is unavailable and will be included in BGOU or SOU assessment.
External exposure to ionizing radiation from waste	No	Either included in source unit risk assessment completed earlier, or data is unavailable and will be included in BGOU or SOU assessment.
Ingestion of sediment	No	Either included in source unit risk assessment completed earlier, or data is unavailable and will be included in SOU, BGOU, or SWOU assessment.
Dermal contact with sediment	No	Either included in source unit risk assessment completed earlier, or data is unavailable and will be included in SOU, BGOU, or SWOU assessment.
Inhalation of particulates and vapors emitted from sediment	No	Either included in source unit risk assessment completed earlier, or data is unavailable and will be included in SOU, BGOU, or SWOU assessment.
External exposure to ionizing radiation from sediment	No	Either included in source unit risk assessment completed earlier, or data is unavailable and will be included in SOU, BGOU, or SWOU assessment.
Ingestion of surface water	Yes	Man-made bodies filled with groundwater are a potential future use and are assessed. Natural bodies of water were either assessed as part of a source unit evaluation or will be assessed as part of the SWOU evaluation.

Table 3.1 Summary of reasons for selection or dismissal of exposure routes for quantitative evaluation in the GWOU BHHRA (continued)

Exposure route, medium, and exposure point	Route quantified?	Note/Reasoning
Dermal contact with surface water	Yes	Man-made bodies filled with groundwater are a potential future use and are assessed. Natural bodies of water either were assessed as part of a source unit evaluation or will be assessed as part of the SWOU evaluation.
Inhalation of vapors emitted from surface water	No	Although man-made bodies filled with groundwater are a potential future use and are assessed, the mixing volume for vapors is too large to elicit a significant dose. Therefore, this route is not quantified. Natural bodies of water either were assessed as part of a source unit evaluation or will be assessed as part of the SWOU evaluation.
External exposure to ionizing radiation from surface water	Yes	Although man-made bodies filled with groundwater are a potential future use and are assessed, the shielding from water prevents a significant dose. Therefore, this route is not quantified. Natural bodies of water either were assessed as part of a source unit evaluation or will be assessed as part of the SWOU evaluation.
Consumption of fish in man-made or natural bodies of water	Yes	Man-made bodies filled with groundwater are a potential future use and are assessed. Natural bodies of water either were assessed as part of a source unit evaluation or will be assessed as part of the SWOU evaluation.
Consumption of game drinking from man-made or natural bodies of water or exposed to contaminants in soil	Yes	Man-made bodies filled with groundwater are a potential future use and are assessed. Natural bodies of water either were assessed as part of a source unit evaluation or will be assessed as part of the SWOU evaluation.
Residential		
Ingestion of groundwater	Yes	Future use of groundwater is possible.
Dermal contact with groundwater while showering	Yes	Future use of groundwater is possible.
Inhalation of vapors emitted from groundwater while showering	Yes	Future use of groundwater is possible.
Inhalation of vapors emitted from groundwater during household use	Yes	Future use of groundwater is possible.
External exposure to ionizing radiation from groundwater while showering	No	Although groundwater may be used in future, shielding from water prevents significant external dose via this route.

Table 3.1 Summary of reasons for selection or dismissal of exposure routes for quantitative evaluation in the GWOU BHHRA (continued)

Exposure route, medium, and exposure point	Route quantified?	Note/Reasoning
Ingestion of soil	No	Either included in source unit risk assessment completed earlier or data is unavailable and will be included in SOU, SWOU, or BGOU assessment.
Dermal contact with soil	No	Either included in source unit risk assessment completed earlier or data is unavailable and will be included in SOU, SWOU, or BGOU assessment.
Inhalation of vapors and particulates emitted from soil	No	Either included in source unit risk assessment completed earlier or data is unavailable and will be included in SOU, SWOU, or BGOU assessment.
External exposure to ionizing radiation from soil	No	Either included in source unit risk assessment completed earlier or data is unavailable and will be included in SOU, SWOU, or BGOU assessment.
Ingestion of waste	No	Either included in source unit risk assessment completed earlier or data is unavailable and will be included in SOU or BGOU assessment.
Dermal contact with waste	No	Either included in source unit risk assessment completed earlier or data is unavailable and will be included in SOU or BGOU assessment.
Inhalation of vapors and particulates emitted from waste	No	Either included in source unit risk assessment completed earlier or data is unavailable and will be included in SOU or BGOU assessment.
External exposure to ionizing radiation from waste	No	Either included in source unit risk assessment completed earlier or data is unavailable and will be included in SOU or BGOU assessment.
Ingestion of sediment	No	See recreational use.
Dermal contact with sediment	No	See recreational use.
Inhalation of particulates and vapors in sediment	No	See recreational use.
External exposure from creek sediment	No	See recreational use.
Ingestion of surface water	No	See recreational use.
Dermal contact with surface water	No	See recreational use.
Inhalation of vapors in surface water	No	See recreational use.
External exposure to ionizing radiation emitted from surface water	No	See recreational use.
Consumption of vegetables	Yes	Gardening is a common activity in area. Without the current restriction on groundwater use, irrigation with groundwater is probable.

Table 3.1 Summary of reasons for selection or dismissal of exposure routes for quantitative evaluation in the GWOU BHHRA (continued)

Exposure route, medium, and exposure point	Route quantified?	Note/Reasoning
Consumption of beef and dairy products	Yes	Livestock production and dairy farming is a common activity in area. Without the current restriction on groundwater use, watering of livestock with groundwater is probable.
Consumption of pork	Yes	Livestock production is a common activity in area. Without the current restriction on groundwater use, watering of livestock with groundwater is probable.
Consumption of poultry and eggs	Yes	Poultry (chicken and turkey) raising is a likely activity. Without the current restriction on groundwater use, watering of birds with groundwater is probable.

Notes:

- SWOU = Surface water operable unit.
- SOU = Soils operable unit.
- BGOU = Burial grounds operable unit.

Table 3.2 Reasonable maximum exposure assumptions and human intake factors for ingestion by a future worker of groundwater¹

Equations:

$$\text{Chemical Intake (mg/kg-day)} = \frac{C_w \times IR_w \times EF \times ED}{BW \times AT}$$

$$\text{Radionuclide Intake (pCi)} = A_w \times IR_w \times EF \times ED$$

Parameter	Units	Value used	References ²
Concentration in groundwater = C_w	mg/L	Chemical-specific	----
Activity in groundwater = A_w	pCi/L	Chemical-specific	----
Ingestion rate = IR_w	L/day	1	[14]
Exposure frequency = EF	day/yr	250	[14]
Exposure duration = ED	year	25	[14]
Body weight = BW	kg	70	[14]
Averaging time = AT	yr × day/yr	70 × 365 (carcinogen) ED × 365 (noncarcinogen)	[14]

¹ Equation from [1].

² References follow Table 3.34.

Notes:

Human intake factors for ingestion by an industrial worker of water			
Cohort	Endpoint		
	Chemical Carcinogen ^a	Chemical Noncarcinogen ¹	Radionuclide Carcinogen ²
Worker	3.49×10^{-3}	9.78×10^{-3}	6.25×10^3

¹ Chemical concentration in water (mg/L) times intake factor [L/(kg × day)] yields default RME dose for associated endpoint.

² Radionuclide concentration in water (pCi/L) times intake factor (L) yields default RME dose.

Table 3.3 Reasonable maximum exposure assumptions and human intake factors for dermal contact by an industrial worker with groundwater while showering¹

Equation:

$$\text{Absorbed Dose (mg/kg-day)} = \frac{C_w \times P_c \times SA \times EF \times ED \times ET \times CF}{BW \times AT}$$

Parameter	Units	Value used	References ²
Concentration in water = C_w	mg/L	Chemical-specific	-----
Skin permeability constant = P_c	cm/hr	Chemical-specific	-----
Skin surface area exposed ^c = SA	m ²	1.815	[14]
Exposure frequency = EF	baths/yr	250	[14]
Exposure duration = ED	years	25	[14]
Exposure time = ET	hrs/bath	0.2	[14]
Conversion factor = CF	(L-m)/(cm-m ³)	10	-----
Body weight = BW	kg	70	[14]
Averaging time = AT	yr × day/yr	70 × 365 (carcinogen) ED × 365 (noncarcinogen)	[14]

^a Equation from [1].

^b References follow Table 3.34.

^c Entire surface area of body.

Notes:

Human intake factors for dermal contact by an industrial worker with groundwater while showering

Cohort	Endpoint		
	Chemical Carcinogen ¹	Chemical Noncarcinogen ¹	Radionuclide Carcinogen ²
Worker	1.27 × 10 ⁻²	3.55 × 10 ⁻²	Not Applicable

¹ Chemical concentration (mg/L) times chemical "P_c" (cm/hr) times intake factor [(L × hr)/(cm × kg × day)] yields default RME dose for associated endpoint.

² Dermal absorbed dose is not applicable to radionuclides per guidance found in [1].

Table 3.4 Reasonable maximum exposure assumptions and human intake factors for inhalation by an industrial worker of volatile compounds in water while showering¹

Equations:

$$\text{Chemical Intake (mg/kg-day)} = \frac{C_{\text{shower}} \times IR_{\text{air}} \times EF \times ED \times ET}{BW \times AT}$$

$$\text{Radionuclide Intake (pCi)} = A_{\text{gw}} \times IR_{\text{air}} \times EF \times ED \times IEF$$

$$C_{\text{shower}} \text{ (mg/m}^3\text{)} = \frac{[(C_{\text{amax}}) t_1] + [C_{\text{amax}} t_2]}{t_1 + t_2} \quad C_{\text{amax}} \text{ (mg/m}^3\text{)} = \frac{C_{\text{gw}} \times f \times F_w \times t_l}{V_a}$$

Parameter	Units	Value used	References ²
Concentration in shower = C_{shower}	mg/m ³	Chemical-specific	Calculated
Indoor inhalation rate = IR_{air}	m ³ /hour	0.6	[14]
Exposure frequency = EF	day/year	250	[14]
Exposure duration = ED	years	25	[14]
Exposure time = ET	hours/day	0.2	[14]
Body weight = BW	kg	70	[14]
Averaging time = AT	yr × day/yr	70 × 365 (carcinogen) ED × 365 (noncarcinogen)	[14]
Activity in groundwater = A_{gw}	pCi/L	Chemical-specific	----
Inhalation exposure factor = IEF	(L-hr)/(m ³ -day)	0.206 (tritium) 5.6 (radon) 0.00 (other radionuclides)	[15]
Maximum concentration = C_{amax}	mg/m ³	Chemical-specific	
Time of shower = t_1	hours	0.1	[14]
Time after shower = t_2	hours	0.1	[14]
Concentration in groundwater = C_{gw}	mg/L	Chemical-specific	
Fraction volatilized = f	unitless	0.75	[14]
Water flow rate = F_w	L/h	890	[14]
Bathroom volume = V_a	m ³	11	[14]

¹ Equation after [1] and [14].
² References follow Table 3.34.

Notes:

Human intake factors for inhalation by an industrial worker of volatile compounds in groundwater while showering

Cohort	Endpoint		
	Chemical Carcinogen ¹	Chemical Noncarcinogen ¹	Radionuclide Carcinogen ²
Worker	1.91 × 10 ⁻³	5.34 × 10 ⁻³	3.75 × 10 ⁻³

¹ Chemical concentration in water (mg/L) times intake factor [L/(kg × day)] yields default RME dose for the associated endpoint.
² Radionuclide concentration in water (pCi/L) times “IEF” [(L × hr)/(m³ × day)] times intake factor [(m³ × day)/hr] yields default RME dose.

Table 3.5 Reasonable maximum exposure assumptions and human intake factors for incidental ingestion by a recreator of water while swimming in a pond filled with groundwater¹

Equations:

$$\text{Chemical Intake (mg/kg-day)} = \frac{C_w \times IR \times ET \times EF \times ED}{BW \times AT}$$

$$\text{Radionuclide Intake (pCi)} = A_w \times IR \times ET \times EF \times ED$$

Parameter	Units	Value used	References ²
Chemical concentration in water = C_w	mg/L	Chemical-specific	----
Radiological activity = A_w	pCi/L	Chemical-specific	----
Ingestion Rate = IR	L/hr	0.05	[14]
Exposure time = ET	hr/day	2.6	[14]
Exposure frequency = EF	d/year	45	[14]
Exposure duration = ED	years	22 (adult) 12 (teen) 6 (child)	[14]
Body weight = BW	kg	70 (adult) 43 (teen) 14.5 (child)	[14]
Averaging time = AT	yr × day/yr	70 × 365 (carcinogen) ED × 365 (noncarcinogen)	[14]

¹ Equation from [1].

² References follow Table 3.34.

Notes:

Human intake factors for incidental ingestion by a recreator of surface water while swimming

Cohort	Endpoint		
	Chemical Carcinogen ¹	Chemical Noncarcinogen ¹	Radionuclide Carcinogen ²
Adult	7.20×10^{-5}	2.29×10^{-4}	1.29×10^2
Teen	6.39×10^{-5}	3.73×10^{-4}	7.02×10^1
Child	9.47×10^{-5}	1.11×10^{-3}	3.51×10^2

¹ Chemical concentration in surface water (mg/L) times intake factor [L/(kg × day)] yields default RME dose for associated endpoint.

² Radionuclide activity in surface water (pCi/L) times intake factor (L) yields default RME dose.

Table 3.6 Reasonable maximum exposure assumptions and human intake factors for dermal contact by a recreator with water while wading in a pond filled with groundwater¹

Equation:

$$\text{Absorbed Dose (mg/kg-day)} = \frac{C_{\text{sur}} \times SA \times K_p \times EF \times ED \times ET \times CF}{BW \times AT}$$

Parameter	Units	Value used	References ²
Concentration in surface water = C_{sur}	mg/L	Chemical-specific	-----
Adult surface area ^c = SA	m ²	0.930 (adult) 0.740 (teen) 0.373 (child)	[14]
Conversion factor = CF	L/(cm · m ²)	10	-----
Permeability constant = K_p	cm/hr	Chemical Specific	-----
Exposure frequency = EF	day/yr	52 (adult) 140 (teen) 140 (child)	[14]
Exposure duration = ED	years	22 (adult) 12 (teen) 6 (child)	[14]
Exposure time = ET	hr/day	2.6	[14]
Body weight = BW	kg	70 (adult) 43 (teen) 14.5 (child)	[14]
Averaging time = AT	yr × day/yr	70 × 365 (carcinogen) ED × 365 (noncarcinogen)	[14]

^a Equation from [1].

^b References follow Table 3.34.

^c Includes arms, hands, legs, and feet for adult, teen, and child.

Notes:

Human intake factors for dermal contact by a recreator with surface water while wading			
Cohort	Endpoint		
	Chemical Carcinogen ¹	Chemical Noncarcinogen ¹	Radionuclide Carcinogen ²
Adult	1.55×10^{-2}	4.92×10^{-2}	Not Applicable
Teen	2.94×10^{-2}	1.72×10^{-1}	Not Applicable
Child	2.20×10^{-2}	2.57×10^{-1}	Not Applicable

¹ Chemical concentration in surface water (mg/L) times chemical “ K_p ” (cm/hr) times intake factor [(hr × L)/(cm × kg × day)] yields default RME dose for associated endpoint.

² Dermal absorbed dose is not applicable to radionuclides per guidance found in [1].

Table 3.7 Reasonable maximum exposure assumptions and human intake factors for dermal contact by a recreator with water while swimming in a pond filled with groundwater¹

Equation:

$$\text{Absorbed Dose (mg/kg-day)} = \frac{C_{\text{sur}} \times SA \times K_p \times EF \times ED \times ET \times CF}{BW \times AT}$$

Parameter	Units	Value used	References ²
Concentration in surface water = C_{sur}	mg/L	Chemical-specific	-----
Surface area ³ = SA	m ²	1.815 (adult) 1.350 (teen) 0.720 (child)	[14]
Conversion factor = CF	L/(cm · m ²)	10	-----
Permeability constant = K_p	cm/hr	Chemical Specific	-----
Exposure frequency = EF	day/yr	45 (adult, teen, and child)	[14]
Exposure duration = ED	years	22 (adult) 12 (teen) 6 (child)	[14]
Exposure time = ET	hr/day	2.6	[14]
Body weight = BW	kg	70 (adult) 43 (teen) 14.5 (child)	[14]
Averaging time = AT	yr × day/yr	70 × 365 (carcinogen) ED × 365 (noncarcinogen)	[14]

¹ Equation from [1].

² References follow Table 3.34.

³ Includes whole body for adult, teen, and child.

Notes:

Human intake factors for dermal contact by a recreator with surface water while swimming			
Cohort	Endpoint		
	Chemical Carcinogen ¹	Chemical Noncarcinogen ¹	Radionuclide Carcinogen ²
Adult	2.61×10^{-2}	8.31×10^{-2}	Not Applicable
Teen	1.73×10^{-2}	1.00×10^{-1}	Not Applicable
Child	1.36×10^{-2}	1.59×10^{-1}	Not Applicable

¹ Chemical concentration in surface water (mg/L) times chemical “ K_p ” (cm/hr) times intake factor [(hr × L)/(cm × kg × day)] yields default RME dose for associated endpoint.

² Dermal absorbed dose is not applicable to radionuclides per guidance found in [1].

Table 3.8 Reasonable maximum exposure assumptions and human intake factors for consumption by a recreator of fish raised in ponds filled with groundwater¹

Equations:

$$\text{Chemical Intake (mg/kg-day)} = \frac{C_f \times IR \times FI \times EF \times ED}{BW \times AT}$$

$$\text{Radionuclide Intake (pCi)} = A_f \times IR \times FI \times EF \times ED$$

Parameter	Units	Value used	References ²
Chemical concentration in fish = C_f	mg/kg	Chemical-specific	See Table 3.24
Radiological activity = A_f	pCi/kg	Chemical-specific	See Table 3.24
Ingestion rate ³ = IR	kg/meal	0.284 (adult) 0.284 (teen) 0.059 (child)	[22]
Diet fraction = FI	unitless	1	[5]
Exposure frequency = EF	meals/yr	64	
Exposure duration = ED	years	22 (adult) 12 (teen) 6 (child)	[14]
Body weight = BW	kg	70 (adult) 43 (teen) 14.5 (child)	[14]
Averaging time = AT	yr × day/yr	70 × 365 (carcinogen) ED × 365 (noncarcinogen)	[14]

¹ Equation from [1].

² References follow Table 3.34.

³ Professional judgment was used to adjust child intake rate to 20% of adult intake rate.

Notes:

Human intake factors for consumption by a recreator of fish			
Cohort	Endpoint		
	Chemical Carcinogen ¹	Chemical Noncarcinogen ¹	Radionuclide Carcinogen ²
Adult	2.24×10^{-4}	7.11×10^{-4}	4.00×10^2
Teen	1.99×10^{-4}	1.16×10^{-3}	2.18×10^2
Child	6.12×10^{-5}	7.13×10^{-4}	2.27×10^1

¹ Chemical concentration in fish (mg/kg) (see Table 3.24) times intake factor [kg/(kg × day)] yields default RME dose for the associated endpoint.

² Radionuclide activity in fish (see Table 3.24) times intake factor yields default RME dose.

Table 3.9 Reasonable maximum exposure assumptions and human intake factors for consumption by a recreator of venison using ponds filled with groundwater as a drinking water source¹

Equations:

$$\text{Chemical Intake (mg/kg-day)} = \frac{C_d \times IR \times FI \times EF \times ED}{BW \times AT}$$

$$\text{Radionuclide Intake (pCi)} = A_d \times CF \times IR \times FI \times EF \times ED$$

Parameter	Units	Value used	References ²
Chemical concentration in venison = C_d	mg/kg	Chemical-specific	See Table 3.25
Radiological activity in venison = A_d	pCi/g	Chemical-specific	See Table 3.25
Ingestion rate ^c = IR	kg/day	0.032 (adult) 0.032 (teen) 0.007 (child)	See footnote 3
Conversion factor = CF	g/kg	1000	----
Diet fraction = FI	unitless	1	[5]
Exposure frequency = EF	day/yr	350	See footnote 3
Exposure duration = ED	years	22 (adult) 12 (teen) 6 (child)	[14]
Body weight = BW	kg	70 (adult) 43 (teen) 14.5 (child)	[14]
Averaging time = AT	yr × day/yr	70 × 365 (carcinogen) ED × 365 (noncarcinogen)	[14]

¹ Equation from [1].

² References follow Table 3.34.

³ Based on 2 deer maximum per year in the state of Kentucky, 50% success rate (Kentucky Department of Fish and Wildlife, 1992. Deer Surveys. Project No: W-45-24.), dressed weight averaging 108.5 pounds per deer for Ballard and McCracken counties, 60% of venison recovered per deer, 2.5 persons per household in Ballard and McCracken counties, and a child consumption rate 20% of that for adults.

Notes:

Human intake factors for consumption by a recreator of venison

Cohort	Endpoint		
	Chemical Carcinogen ¹	Chemical Noncarcinogen ¹	Radionuclide Carcinogen ²
Adult	1.38 × 10 ⁻⁴	4.38 × 10 ⁻⁴	2.46 × 10 ⁵
Teen	1.22 × 10 ⁻⁴	7.14 × 10 ⁻⁴	1.34 × 10 ⁵
Child	3.97 × 10 ⁻⁵	4.63 × 10 ⁻⁴	1.47 × 10 ⁴

¹ Chemical concentration in venison (mg/kg) (see Table 3.25) times human intake factor [kg/(kg × day)] yields default RME dose for associated endpoint.

² Radionuclide concentration in venison (pCi/g) (see Table 3.25) times human intake factor (g) yields RMS dose.

Table 3.10 Reasonable maximum exposure assumptions and human intake factors for consumption by a recreator of rabbit using ponds filled with groundwater as a drinking water source¹

Equations:

$$\text{Chemical Intake (mg/kg-day)} = \frac{C_r \times IR \times FI \times EF \times ED}{BW \times AT}$$

$$\text{Radionuclide Intake (pCi)} = A_r \times CF \times IR \times FI \times EF \times ED$$

Parameter	Units	Value used	References ²
Chemical concentration in rabbit = C_r	mg/kg	Chemical-specific	See Table 3.26
Radiological activity in rabbit = A_r	pCi/g	Chemical-specific	See Table 3.26
Ingestion rate ^c = IR	kg/meal	0.0165 (adult) 0.0082 (teen) 0.0033 (child)	See footnote 3
Conversion factor = CF	g/kg	1000	----
Diet fraction = FI	unitless	1	[5]
Exposure frequency = EF	meals/yr	350	See footnote 3
Exposure duration = ED	years	22 (adult) 12 (teen) 6 (child)	[14]
Body weight = BW	kg	70 (adult) 43 (teen) 14.5 (child)	[14]
Averaging time = AT	yr × day/yr	70 × 365 (carcinogen) ED × 365 (noncarcinogen)	[14]

¹ Equation from [1].

² References follow Table 3.34.

³ Based on 20 rabbits bagged per year at WKWMA, Personal communication stating dressed weight equals 60% of average 1.2 kg rabbit, 2.5 persons per household in Ballard and McCracken counties, a child consumption rate 20% of that for adults, and a teen consumption rate 50% of that for adults.

Notes:

Human intake factors for consumption by a recreator of rabbit			
Cohort	Endpoint		
	Chemical Carcinogen ¹	Chemical Noncarcinogen ¹	Radionuclide Carcinogen ²
Adult	7.10 × 10 ⁻⁵	2.26 × 10 ⁻⁴	1.27 × 10 ⁵
Teen	3.13 × 10 ⁻⁵	1.83 × 10 ⁻⁴	3.44 × 10 ⁴
Child	1.87 × 10 ⁻⁵	2.18 × 10 ⁻⁴	6.93 × 10 ³

¹ Chemical concentration in rabbit (mg/kg) (see Table 3.26) times human intake factor [kg/(kg × day)] yields default RME dose for associated endpoint.

² Radionuclide concentration in rabbit (pCi/g) (see Table 3.26) times human intake factor (g) yields RMS dose.

Table 3.11 Reasonable maximum exposure assumptions and human intake factors for consumption by a recreator of quail using ponds filled with groundwater as a drinking water source¹

Equations:

$$\text{Chemical Intake (mg/kg-day)} = \frac{C_q \times \text{IR} \times \text{FI} \times \text{EF} \times \text{ED}}{\text{BW} \times \text{AT}}$$

$$\text{Radionuclide Intake (pCi)} = A_q \times \text{CF} \times \text{IR} \times \text{FI} \times \text{EF} \times \text{ED}$$

Parameter	Units	Value used	References ²
Chemical concentration in quail = C_q	mg/kg	Chemical-specific	See Table 3.27
Radiological activity in quail = A_q	pCi/g	Chemical-specific	See Table 3.27
Ingestion rate ^c = IR	kg/meal	0.0047 (adult) 0.0024 (teen) 0.00094 (child)	See footnote 3
Conversion factor = CF	g/kg	1000	----
Diet fraction = FI	unitless	1	[5]
Exposure frequency = EF	meals/yr	350	See footnote 3
Exposure duration = ED	years	22 (adult) 12 (teen) 6 (child)	[14]
Body weight = BW	kg	70 (adult) 43 (teen) 14.5 (child)	[14]
Averaging time = AT	yr × day/yr	70 × 365 (carcinogen) ED × 365 (noncarcinogen)	[14]

¹ Equation from [1].

² References follow Table 3.34.

³ Based on 20 quail bagged per year at WKWMA, Personal communication stating dressed weight equals 75% of average 0.183 kg quail, 2.5 persons per household in Ballard and McCracken counties, a child consumption rate 20% of that for adults, and a teen consumption rate 50% of that for adults.

Notes:

Human intake factors for consumption by a recreator of quail			
Cohort	Endpoint		
	Chemical Carcinogen ¹	Chemical Noncarcinogen ¹	Radionuclide Carcinogen ²
Adult	2.02×10^{-5}	6.44×10^{-5}	3.62×10^4
Teen	9.17×10^{-6}	5.35×10^{-5}	1.01×10^4
Child	5.33×10^{-6}	6.22×10^{-5}	1.97×10^3

¹ Chemical concentration in quail (mg/kg) (see Table 3.27) times intake factor [kg/(kg × day)] yields default RME dose for associated endpoint.

² Radionuclide concentration in quail (pCi/g) (see Table 3.27) times intake factor (g) yields default RME dose for associated endpoint.

Table 3.12 Reasonable maximum exposure assumptions and human intake factors for ingestion by a resident of groundwater¹

Equations:

$$\text{Chemical Intake (mg/kg-day)} = \frac{C_w \times IR \times EF \times ED}{BW \times AT}$$

$$\text{Radionuclide Intake (pCi)} = A_w \times IR \times EF \times ED$$

Parameter	Units	Value used	References ²
Chemical concentration in water = C_w	mg/L	Chemical-specific	----
Radiological activity = A_w	pCi/L	Chemical-specific	----
Ingestion Rate = IR	L/d	2 (adult) 1 (child)	[14]
Exposure frequency = EF	d/year	350	[14]
Exposure duration = ED	years	34 (adult) 6 (child)	[14]
Body weight = BW	kg	70 (adult) 14.5 (child)	[14]
Averaging time = AT	yr × day/yr	70 × 365 (carcinogen) ED × 365 (noncarcinogen)	[14]

¹ Equation from [1].

² References follow Table 3.34.

Notes:

Human intake factors for ingestion by a resident of groundwater			
Cohort	Endpoint		
	Chemical Carcinogen ¹	Chemical Noncarcinogen ¹	Radionuclide Carcinogen ²
Adult	1.33×10^{-2}	2.74×10^{-2}	2.38×10^4
Child	5.67×10^{-3}	6.61×10^{-2}	2.10×10^3

¹ Chemical concentration in water (mg/L) times intake factor [L/(kg × day)] yields the default RME dose for the associated endpoint.

² Radionuclide concentration in water (pCi/L) times the intake factor (L) yields the default RME dose.

Table 3.13 Reasonable maximum exposure assumptions and human intake factors for dermal contact by a resident with groundwater while showering¹

Equation:

$$\text{Absorbed Dose (mg/kg-day)} = \frac{C_w \times SA \times P_c \times CF \times ED \times EF \times ET}{BW \times AT}$$

Parameter	Units	Value used	References ²
Concentration in water = C_w	mg/L	Chemical-specific	----
Skin surface area exposed ³ = SA	m ²	1.815 (adult) 0.72 (child)	[14]
Skin permeability constant = P_c	cm/hr	Chemical-specific	----
Conversion Factor = CF	(L-m)/(cm-m ³)	10	----
Exposure duration = ED	years	34 (adult) 6 (child)	[14]
Exposure frequency = EF	baths/yr	350	[14]
Exposure time = ET	hrs/bath	0.2	[14]
Body weight = BW	kg	70 (adult) 14.5 (child)	[14]
Averaging time = AT	yr × day/yr	70 × 365 (carcinogen) ED × 365 (noncarcinogen)	[14]

¹ Equation from [1].

² References follow Table 3.34.

³ Entire surface area of body for both adult and child.

Notes:

Human intake factors for dermal contact by a resident with groundwater while showering

Cohort	Endpoint		
	Chemical Carcinogen ¹	Chemical Noncarcinogen ¹	Radionuclide Carcinogen ²
Adult	2.41×10^{-2}	4.97×10^{-2}	Not applicable
Child	8.16×10^{-3}	9.52×10^{-2}	Not applicable

¹ Chemical concentration in water (mg/L) times chemical "P_c" (cm/hr) times intake factor [(L × hr)/(cm × kg × day)] yields default RME dose for associated endpoint.

² Dermal absorbed dose is not applicable to radionuclides per guidance found in [1]

Table 3.14 Reasonable maximum exposure assumptions and human intake factors for inhalation by a resident of volatile compounds emitted by groundwater while showering¹

Equations:

$$\text{Chemical Intake (mg/kg-day)} = \frac{C_{\text{shower}} \times \text{IR}_{\text{air}} \times \text{EF} \times \text{ED} \times \text{ET}}{\text{BW} \times \text{AT}}$$

$$\text{Radionuclide Intake (pCi)} = A_{\text{gw}} \times \text{IR}_{\text{air}} \times \text{EF} \times \text{ED} \times \text{IEF}$$

$$C_{\text{shower}} \text{ (mg/m}^3\text{)} = \frac{[(C_{\text{amax}})t_1] + [C_{\text{amax}} t_2]}{t_1 + t_2} \quad C_{\text{amax}} \text{ (mg/m}^3\text{)} = \frac{C_{\text{gw}} \times f \times F_w \times t_1}{V_a}$$

Parameter	Units	Value used	References ²
Time-adjusted concentration in shower = C_{shower}	mg/m ³	Chemical-specific	Calculated
Indoor inhalation rate = IR_{air}	m ³ /hour	0.6	[14]
Exposure frequency = EF	day/year	350	[14]
Exposure duration = ED	years	34 (adult) 6 (child)	[14]
Exposure Time = ET	hours/day	0.2	[14]
Body weight = BW	kg	70 (adult) 14.5 (child)	[14]
Averaging time = AT	yr × day/yr	70 × 365 (carcinogen) ED × 365 (noncarcinogen)	[14]
Activity in groundwater = A_{gw}	pCi/L	Chemical-specific	----
Inhalation exposure factor = IEF	(L-hr)/(m ³ -day)	0.2064 (tritium) 5.6 (radon) 0 (all other radionuclides)	[15] [15]
Maximum air concentration = C_{amax}	mg/m ³	Chemical-specific	Calculated
Time of shower = t_1	hour	0.1	[14]
Time after shower = t_2	hour	0.1	[14]
Concentration in groundwater = C_{gw}	mg/L	Chemical-specific	----
Fraction volatilized = f	unitless	0.75	[14]
Water flow rate = F_w	L/h	890	[14]
Bathroom volume = V_a	m ³	11	[14]

¹ Equation from [1].

² References follow Table 3.34.

Notes:

Human intake factors for inhalation by a resident of volatile compounds in groundwater while showering

Cohort	Endpoint		
	Chemical Carcinogen ¹	Chemical Noncarcinogen ¹	Radionuclide Carcinogen ²
Adult	3.63 × 10 ⁻³	7.48 × 10 ⁻³	7.14 × 10 ³
Child	3.09 × 10 ⁻³	3.61 × 10 ⁻²	1.26 × 10 ³

¹ Chemical concentration in water (mg/L) times intake factor [L/(kg × day)] yields default RME dose for the associated endpoint.

² Radionuclide concentration in water (pCi/L) times "IEF" [(L × hr/(m³ × day)] times intake factor [(m³ × day)/hr] yields default RME dose.

Table 3.15 Reasonable maximum exposure assumptions and human intake factors for inhalation by the resident of volatile compounds emitted by water during household use¹

Equations:

$$\text{Chemical Intake (mg/kg-day)} = \frac{C_{\text{house}} \times IR_{\text{air}} \times EF \times ED \times ET}{BW \times AT}$$

$$\text{Radionuclide Intake (pCi)} = A_{\text{gw}} \times IR_{\text{air}} \times EF \times ED \times IEF$$

$$C_{\text{house}} \text{ (mg/m}^3\text{)} = \frac{C_{\text{gw}} \times WHF \times f}{HV \times ER \times MC}$$

Parameter	Units	Value used	References ²
Concentration in household air = C_{house}	mg/m ³	Chemical-specific	Calculated
Indoor inhalation rate = IR_{air}	m ³ /hour	0.833	[14]
Exposure frequency = EF	day/year	350	[14]
Exposure duration = ED	years	34 (adult) 6 (child)	[14]
Exposure time = ET	hours/day	16	[14]
Body weight = BW	kg	70 (adult) 14.5 (child)	[14]
Averaging time = AT	yr × day/yr	70 × 365 (carcinogen) ED × 365 (noncarcinogen)	[14]
Activity in groundwater = A_{gw}	pCi/L	Chemical-specific	----
Inhalation exposure factor = IEF	(L-hr)(m ³ -day)	0.2802 (tritium) 7.6030 (radon) 0 (all other radionuclides)	[15]
Concentration in groundwater = C_{gw}	mg/L	Chemical-specific	----
Water flow rate = WHF	L/day	890	[14]
Fraction volatilized = f	unitless	0.75	[14]
House volume = HV	m ³ /change	450	[14]
Exchange rate = ER	changes/day	10	[14]
Mixing coefficient = MC	unitless	0.5	[14]

¹ Equation from [1] and [14].

² References follow Table 3.34.

Notes:

Human intake factors for inhalation by a resident of volatile compounds in groundwater during household use

Cohort	Endpoint		
	Chemical Carcinogen ¹	Chemical Noncarcinogen ¹	Radionuclide Carcinogen ²
Adult	3.95 × 10 ⁻²	6.77 × 10 ⁻²	9.91 × 10 ³
Child	3.36 × 10 ⁻²	3.27 × 10 ⁻¹	1.75 × 10 ³

¹ Chemical concentration in water (mg/L) times intake factor [m³/(kg × day)] yields default RME dose for associated endpoint.

² Radionuclide concentration in water (pCi/L) times "IEF" [(L × hr)/(m³ × day)] times intake factor [(m³ × day)/hr] yields default RME dose.

Table 3.16 Reasonable maximum exposure assumptions and human intake factors for consumption by a resident of vegetables irrigated with groundwater¹

Equations:

$$\text{Chemical Intake (mg/kg-day)} = \frac{C_v \times FI_v \times IR_v \times EF \times ED}{BW \times AT}$$

$$\text{Radionuclide Intake (pCi)} = A_v \times FI_v \times IR_v \times EF \times ED \times CF$$

Parameter	Units	Value used	References ²
Chemical concentration in vegetables = C_v	mg/kg	Chemical-specific	See Table 3.28
Radiological activity = A_v	pCi/g	Chemical-specific	See Table 3.28
Diet fraction = FI_v	unitless	0.4	[21]
Ingestion rate = IR_v	kg/d	0.130 (child 3 -5) 0.148 (teen 12 - 19) 0.1995 (adult 20 - 39)	[23]
Exposure frequency = EF	d/year	350	[14]
Exposure duration = ED	years	6(child) 12 (teen) 22 (adult)	[14]
Body weight (adult) = BW	kg	14.5 (child) 43 (teen) 70 (adult)	[14]
Averaging time = AT	yr × day/yr	70 × 365 (carcinogen) ED × 365 (noncarcinogen)	[14]
Conversion factor = CF	g/kg	1000	----

¹ Equation from [1]. These intake rates are for those people that eat vegetables and should not be combined with the intake rates for other media.

² References follow Table 3.34.

Notes:

Human intake factors for consumption by a resident of vegetables			
Cohort	Endpoint		
	Chemical Carcinogen ¹	Chemical Noncarcinogen ¹	Radionuclide Carcinogen ²
Adult	3.44×10^{-4}	1.09×10^{-3}	6.14×10^5
Teen	2.26×10^{-4}	1.32×10^{-3}	2.49×10^5
Child	2.95×10^{-4}	3.44×10^{-3}	1.09×10^5

¹ Chemical concentration in vegetables (mg/kg) (see Table 3.28) times intake factor [kg/(kg × day)] yields default RME dose for associated endpoint.

² Radionuclide activity in soil (pCi/g) (see Table 3.28) times intake factor (g) yields default RME dose.

Table 3.17 Reasonable maximum exposure assumptions and human intake factors for consumption by a resident of beef watered with groundwater¹

Equations:

$$\text{Chemical Intake (mg/kg-day)} = \frac{C_b \times IR_b \times FI \times EF \times ED}{BW \times AT}$$

$$\text{Radionuclide Intake (pCi)} = A_b \times IR_b \times FI \times EF \times ED$$

Parameter	Units	Value used	References ²
Chemical concentration in beef = C_b	mg/kg	Chemical-specific	See Table 3.29
Radiological activity in beef = A_b	pCi/kg	Chemical-specific	See Table 3.29
Beef ingestion rate = IR_b	kg/day	0.040 (child 3 - 5) 0.058 (teen 12 - 19) 0.075 (adult 20 - 39)	[23]
Diet fraction = FI	unitless	1	[21]
Exposure frequency = EF	d/year	350	[14]
Exposure duration = ED	years	6 (child) 12 (teen) 22 (adult)	[14]
Body weight (adult) = BW	kg	14.5 (child) 43 (teen) 70 (adult)	[14]
Averaging time = AT	yr × day/yr	70 × 365 (carcinogen) ED × 365 (noncarcinogen)	[14]

¹ Equation from [1]. These intake rates are for those people that eat beef and should not be combined with the intake rates for other media.
² References follow Table 3.34.

Notes:

Human intake factors for consumption by a resident of beef			
Cohort	Endpoint		
	Chemical Carcinogen ¹	Chemical Noncarcinogen ¹	Radionuclide Carcinogen ²
Adult	3.23×10^{-4}	1.03×10^{-3}	5.78×10^2
Teen	2.22×10^{-4}	1.29×10^{-3}	2.44×10^2
Child	2.27×10^{-4}	2.65×10^{-3}	8.40×10^1

¹ Chemical concentration in beef (mg/kg) (see Table 3.29) times intake factor [kg/(kg × day)] yields default RME dose for associated endpoint.

² Radionuclide concentration in beef (pCi/kg) (see Table 3.29) times intake factor (kg) yields default RME dose.

Table 3.18 Reasonable maximum exposure assumptions and human intake factors for consumption by a resident of milk from cattle watered with groundwater¹

Equations:

$$\text{Chemical Intake (mg/kg-day)} = \frac{C_m \times IR_m \times FI \times EF \times ED}{BW \times AT}$$

$$\text{Radionuclide Intake (pCi)} = C_m \times IR_m \times FI \times EF \times ED$$

Parameter	Units	Value used	References ²
Chemical concentration in milk = C_m	mg/kg	Chemical-specific	See Table 3.30
Radiological activity in milk = A_m	pCi/kg	Chemical-specific	See Table 3.30
Milk ingestion rate = IR_m	kg/day	0.435 (child 1 - 2) 0.289 (teen 12 - 19) 0.266 (adult 20 - 39)	[23]
Diet fraction = FI	unitless	1	[21]
Exposure frequency = EF	d/year	350	[14]
Exposure duration = ED	years	6 (child) 12 (teen) 22 (adult)	[14]
Body weight (adult) = BW	kg	14.5 (child) 43 (teen) 70 (adult)	[14]
Averaging time = AT	yr × day/yr	70 × 365 (carcinogen) ED × 365 (noncarcinogen)	[14]

¹ Equation from [1]. These intake rates are for those people drink milk and should not be combined with the intake rates for other media.
² References follow Table 3.34.

Notes:

Human intake factors for consumption by a resident of milk

Cohort	Endpoint		
	Chemical Carcinogen ¹	Chemical Noncarcinogen ¹	Radionuclide Carcinogen ²
Adult	1.15×10^{-3}	3.64×10^{-3}	2.05×10^3
Teen	1.11×10^{-3}	6.44×10^{-3}	1.21×10^3
Child	2.47×10^{-3}	2.88×10^{-2}	9.14×10^2

¹ Chemical concentration in milk (mg/kg) (see Table 3.30) times intake factor [kg/(kg × day)] yields default RME dose for associated endpoint.

² Radionuclide concentration in milk (pCi/kg) (see Table 3.30) times intake factor (kg) yields default RME dose.

Table 3.19 Reasonable maximum exposure assumptions and human intake factors for consumption by a resident of chicken watered with groundwater¹

Equations:

$$\text{Chemical Intake (mg/kg-day)} = \frac{C_p \times IR \times FI \times EF \times ED}{BW \times AT}$$

$$\text{Radionuclide Intake (pCi)} = A_p \times IR \times FI \times EF \times ED$$

Parameter	Units	Value used	References ²
Chemical concentration in chicken = C_p	mg/kg	Chemical-specific	See Table 3.31
Radiological activity in chicken = A_p	pCi/kg	Chemical-specific	See Table 3.31
Ingestion rate = IR	kg/day	0.0377 (child 3 - 5) 0.0413 (teen 12 - 19) 0.0615 (adult 20 -39)	[23]
Diet fraction = FI	unitless	1	[5]
Exposure frequency = EF	day/year	350	
Exposure duration = ED	years	6 (child) 12 (teen) 22 (adult)	[14]
Body weight = BW	kg	14.5 (child) 43 (teen) 70 (adult)	[14]
Averaging time = AT	yr × day/yr	70 × 365 (carcinogen) ED × 365 (noncarcinogen)	[14]

¹ Equation from [1]. These intake rates are for those people that eat chicken and should not be combined with the intake rates for other media.
² References follow Table 3.34.

Notes:

Human intake factors for consumption by a resident of chicken			
Cohort	Endpoint		
	Chemical Carcinogen ¹	Chemical Noncarcinogen ¹	Radionuclide Carcinogen ²
Adult	2.65×10^{-4}	8.42×10^{-4}	4.74×10^2
Teen	1.58×10^{-4}	9.21×10^{-4}	1.73×10^2
Child	2.14×10^{-4}	2.49×10^{-3}	7.92×10^1

¹ Chemical concentration in chicken (mg/kg) (see Table 3.31) times intake factor [kg/(kg × day)] yields default RME dose for associated endpoint.

² Radionuclide concentration in chicken (pCi/kg) (see Table 3.31) times intake factor (kg) yields default RME dose.

Table 3.20 Reasonable maximum exposure assumptions and human intake factors for consumption by a resident of eggs from chickens watered with groundwater¹

Equations:

$$\text{Chemical Intake (mg/kg-day)} = \frac{C_e \times IR_e \times FI \times EF \times ED}{BW \times AT}$$

$$\text{Radionuclide Intake (pCi)} = A_e \times IR_e \times FI \times EF \times ED$$

Parameter	Units	Value used	References ²
Chemical concentration in egg = C_e	mg/kg	Chemical-specific	See Table 3.32
Radiological activity in egg = A_e	pCi/kg	Chemical-specific	See Table 3.32
Egg ingestion rate = IR_e	kg/day	0.0173 (child 3 - 5) 0.0185(teen 12 - 19) 0.0252 (adult 20 - 39)	[23]
Diet fraction = FI	unitless	1	[21]
Exposure frequency = EF	d/year	350	[14]
Exposure duration = ED	years	6 (child) 12 (teen) 22 (adult)	[14]
Body weight (adult) = BW	kg	14.5 (child) 43 (teen) 70 (adult)	[14]
Averaging time = AT	yr × day/yr	70 × 365 (carcinogen) ED × 365 (noncarcinogen)	[14]

¹ Equation from [1]. These intake rates are for those people that eat eggs and should not be combined with the intake rates for other media.
² References follow Table 3.34.

Notes:

Human intake factors for consumption by a resident of eggs			
Cohort	Endpoint		
	Chemical Carcinogen ¹	Chemical Noncarcinogen ¹	Radionuclide Carcinogen ²
Adult	1.08 × 10 ⁻⁴	3.45 × 10 ⁻⁴	1.94 × 10 ²
Teen	7.07 × 10 ⁻⁵	4.13 × 10 ⁻⁴	7.77 × 10 ¹
Child	9.81 × 10 ⁻⁵	1.14 × 10 ⁻³	3.63 × 10 ¹

¹ Chemical concentration in eggs (mg/kg) (see Table 3.32) times intake factor [kg/(kg × day)] yields default RME dose for associated endpoint.
² Radionuclide concentration in eggs (pCi/kg) (see Table 3.32) times intake factor (kg) yields default RME dose.

Table 3.21 Reasonable maximum exposure assumptions and human intake factors for consumption by a resident of pork from swine watered with groundwater¹

Equations:

$$\text{Chemical Intake (mg/kg-day)} = \frac{C_{\text{pork}} \times IR_{\text{pork}} \times FI \times EF \times ED}{BW \times AT}$$

$$\text{Radionuclide Intake (pCi)} = A_{\text{pork}} \times IR_{\text{pork}} \times FI \times EF \times ED$$

Parameter	Units	Value used	References ²
Chemical concentration in pork = C_{pork}	mg/kg	Chemical-specific	See Table 3.33
Radiological activity in pork = A_{pork}	pCi/kg	Chemical-specific	See Table 3.33
Pork ingestion rate = IR_{pork}	kg/day	0.0248 (child 3 - 5) 0.0344 (teen 12 - 19) 0.0437 (adult 20 - 39)	[23]
Diet fraction = FI	unitless	1	[21]
Exposure frequency = EF	d/year	350	[14]
Exposure duration = ED	years	6 (child) 12 (teen) 34 (adult)	[14]
Body weight (adult) = BW	kg	14.5 (child) 43 (teen) 70 (adult)	[14]
Averaging time = AT	yr × day/yr	70 × 365 (carcinogen) ED × 365 (noncarcinogen)	[14]

¹ Equation from [1]. These intake rates are for those people that eat pork and should not be combined with the intake rates for other media.
² References follow Table 3.34.

Notes:

Human intake factors for consumption by a resident of pork			
Cohort	Endpoint		
	Chemical Carcinogen ¹	Chemical Noncarcinogen ¹	Radionuclide Carcinogen ²
Adult	1.88×10^{-4}	5.99×10^{-4}	3.36×10^2
Teen	1.32×10^{-4}	7.67×10^{-4}	1.44×10^2
Child	1.41×10^{-4}	1.64×10^{-3}	5.21×10^1

¹ Chemical concentration in pork (mg/kg) (see Table 3.33) times intake factor [kg/(kg × day)] yields default RME dose for associated endpoint.

² Radionuclide concentration in pork (pCi/kg) (see Table 3.33) times intake factor (kg) yields default RME dose.

Table 3.22 Reasonable maximum exposure assumptions and human intake factors for consumption by a resident of turkey watered with groundwater¹

Equations:

$$\text{Chemical Intake (mg/kg-day)} = \frac{C_p \times IR \times FI \times EF \times ED}{BW \times AT}$$

$$\text{Radionuclide Intake (pCi)} = A_p \times IR \times FI \times EF \times ED$$

Parameter	Units	Value used	References ²
Chemical concentration in turkey = C_p	mg/kg	Chemical-specific	See Table 3.34
Radiological activity in turkey = A_p	pCi/kg	Chemical-specific	See Table 3.34
Ingestion rate = IR	kg/day	0.0377 (child 3 - 5) 0.0413 (teen 12 - 19) 0.0615 (adult 20 -39)	[23]
Diet fraction = FI	unitless	1	[5]
Exposure frequency = EF	day/year	350	
Exposure duration = ED	years	6 (child) 12 (teen) 22 (adult)	[14]
Body weight = BW	kg	14.5 (child) 43 (teen) 70 (adult)	[14]
Averaging time = AT	yr × day/yr	70 × 365 (carcinogen) ED × 365 (noncarcinogen)	[14]

¹ Equation from [1]. These intake rates are for those people that eat turkey and should not be combined with the intake rates for other media.
² References follow Table 3.34.

Notes:

Human intake factors for consumption by a resident of turkey			
Cohort	Endpoint		
	Chemical Carcinogen¹	Chemical Noncarcinogen¹	Radionuclide Carcinogen²
Adult	2.65×10^{-4}	8.42×10^{-4}	4.74×10^2
Teen	1.58×10^{-4}	9.21×10^{-4}	1.73×10^2
Child	2.14×10^{-4}	2.49×10^{-3}	7.92×10^1

¹ Chemical concentration in turkey (mg/kg) (see Table 3.34) times intake factor [kg/(kg × day)] yields default RME dose for associated endpoint.

² Radionuclide concentration in turkey (pCi/kg) (see Table 3.34) times intake factor (kg) yields default RME dose.

Table 3.23 Representative concentrations of COPCs in groundwater

----- AREA_CODE=a -----

Analyte	RGA Groundwater	McNairy Groundwater	Other Groundwater
Aluminum	1.00E+00		
Antimony			
Arsenic	3.56E-03		
Barium	1.37E-01		
Beryllium			
Chromium	4.44E-02		
Cobalt			
Fluoride	3.08E-01		
Iron	2.19E+00		
Lead			
Manganese	1.58E-01		
Nickel			
Silica			
Tetraoxo-sulfate(1-)	2.16E+01		
Thallium	2.38E-01		
Uranium			
Vanadium	1.48E-01		
Zinc	1.84E-02		
1,1-Dichloroethene	2.40E-02		
Bis(2-ethylhexyl)phthalate			
Carbon tetrachloride	1.40E-01		
Chloroform	2.00E-03		
Tetrachloroethene	2.30E-01		
Trichloroethene	4.60E+02		
cis-1,2-Dichloroethene	1.02E-01		
trans-1,2-Dichloroethene	1.50E-01		
Cesium-137	1.10E+01		
Neptunium-237	6.52E+00		
Radon-222			
Technetium-99	4.36E+02		
Thorium-230	8.69E-01		

----- AREA_CODE=b -----

Analyte	RGA Groundwater	McNairy Groundwater	Other Groundwater
Aluminum	1.53E+00	8.42E-01	
Antimony		1.07E-01	
Arsenic	3.34E-03		
Barium	2.18E-01		
Beryllium	6.43E-03		
Cadmium	8.67E-03		
Chromium	3.42E-02		
Cobalt	2.65E-02		
Fluoride	1.56E-01		
Iron	5.09E+00		
Lead	4.13E-02		
Manganese	3.98E-01		
Mercury	3.00E-04		
Molybdenum			
Nickel			
Nitrate as Nitrogen	1.65E+00	6.94E-01	
Selenium	4.20E-03		
Silica	1.02E+01	8.01E+00	
Sulfate	8.89E+00		
Tetraoxo-sulfate(1-)	7.43E+00	9.87E+00	
Thallium			
Tin	1.50E-01		
Uranium	6.27E-03		
Vanadium	4.00E-02		

Table 3.23 Representative concentrations of COPCs in groundwater (continued)

----- AREA_CODE=b -----			
(continued)			
Analyte	RGA Groundwater	McNairy Groundwater	Other Groundwater
Zinc	2.75E-02		
1,1,2-Trichloroethane	2.00E-03		
1,1-Dichloroethene	1.30E-03		
1,2-Dichloroethane	1.10E-03		
1,2-Dichloroethene			
2,4-Dimethylphenol			
Acetone	1.89E-02		
Benzene			
Carbon tetrachloride	1.60E-02		
Chlorobenzene	2.00E-03		
Chloroethane			
Chloroform	1.40E-02		
Di-n-butyl phthalate	8.00E-03		
Dimethylbenzene			
Ethane	8.41E-02		
Ethylbenzene			
Ethylene	6.06E-01		
Isophorone			
Methylene chloride	2.23E-03		
Tetrachloroethene	3.20E-01		
Trichloroethene	2.44E+00	6.00E-01	
Vinyl chloride	1.13E+00		
cis-1,2-Dichloroethene	6.52E-01		
trans-1,2-Dichloroethene			
Americium-241	1.20E+00		
Cesium-137	7.57E-01		
Cobalt-60	1.68E+00		
Neptunium-237			
Plutonium-239	1.21E-01		
Radium-226	5.65E+00		
Radon-222	1.21E+02		
Technetium-99	4.14E+02	2.33E+01	
Thorium-230	8.13E-01		
Uranium-234	3.33E+00		
Uranium-235	4.36E-01		
Uranium-235/236	1.57E-01		
Uranium-238	5.13E+00		

----- AREA_CODE=c -----			
Analyte	RGA Groundwater	McNairy Groundwater	Other Groundwater
Aluminum	3.75E+00		
Barium	1.15E-01		
Chromium	2.09E-01		
Iron	6.75E+00		
Manganese	3.00E-01		
Molybdenum	3.71E-02		
Silica	1.24E+01		
Sulfate	1.76E+01		
Tetraoxo-sulfate(1-)	1.86E+01		
Vanadium			
Zinc	3.34E-02		
1,1-Dichloroethene	9.19E-03		
Benzene			
Chloroform	5.00E-03		
Trichloroethene	4.17E-01		
cis-1,2-Dichloroethene	6.19E-03		
Radon-222	7.25E+02		

Table 3.23 Representative concentrations of COPCs in groundwater (continued)

----- AREA_CODE=c -----			
(continued)			
Analyte	RGA Groundwater	McNairy Groundwater	Other Groundwater
Technetium-99	2.27E+02		

----- AREA_CODE=d -----			
Analyte	RGA Groundwater	McNairy Groundwater	Other Groundwater
Aluminum	1.25E+00		
Ammonia as Nitrogen			
Antimony			
Arsenic	3.98E-03		
Barium	2.49E-01		
Beryllium			
Cadmium			
Chromium	3.50E-02		
Cobalt	2.37E-02		
Fluoride	1.60E-01		
Iron	2.03E+00		
Kjeldahl Nitrogen			
Lead	6.73E-02		
Manganese	1.16E+00		
Mercury			
Nickel			
Nitrate as Nitrogen			
Nitrate/Nitrite			
Orthophosphate			
Selenium			
Silica	1.18E+01	1.54E+01	
Strontium			
Sulfate			
Sulfide			
Tetraoxo-sulfate(1-)	8.09E+00	1.40E+01	
Thallium		3.34E-01	
Tin	8.00E-01		
Uranium	2.26E-03		
Vanadium	6.29E-02		
Zinc	2.08E-02	1.39E-01	
1,1-Dichloroethene			
1,2-Dichloroethane			
1,2-Dichloroethene			
Benzene			
Bis(2-ethylhexyl)phthalate	2.00E-03		
Butyl benzyl phthalate	1.00E-03		
Di-n-butyl phthalate	7.31E-03		
Dimethylbenzene	8.04E-02		
Ethylbenzene	3.96E-02		
Fluorene			
Methylene chloride	4.13E-02		5.00E-03
Naphthalene			
Phenanthrene			
Tetrachloroethene	5.00E-03		
Trichloroethene	8.55E-01	1.68E-03	
cis-1,2-Dichloroethene	2.90E-02		
Americium-241	5.00E-01		
Cesium-137	1.14E+01		
Cobalt-60	2.00E-01		
Neptunium-237			
Plutonium-239	1.84E-02		
Radium-226	9.74E-01		
Radon-222	3.76E+02		

Table 3.23 Representative concentrations of COPCs in groundwater (continued)

----- AREA_CODE=d -----
(continued)

Analyte	RGA Groundwater	McNairy Groundwater	Other Groundwater
Technetium-99	2.33E+01		
Thorium-228			
Uranium-234	1.14E+00		
Uranium-235			
Uranium-238	1.58E+00		

----- AREA_CODE=e -----

Analyte	RGA Groundwater	McNairy Groundwater	Other Groundwater
Aluminum	6.33E-01	8.88E-01	
Arsenic	2.52E-03	1.45E-02	
Barium	1.86E-01	2.79E-01	
Beryllium	5.98E-03	1.02E-02	
Cadmium	1.61E-02	2.10E-02	
Chromium		1.22E-01	
Cobalt	2.65E-02	3.88E-02	
Copper	3.85E-02		
Fluoride	1.58E-01	3.06E-01	
Iron	2.81E+00	1.49E+01	
Manganese	6.67E-02	5.03E-01	
Molybdenum	2.94E-02		
Nickel		5.28E-02	
Silica	8.78E+00	2.07E+01	
Silver	3.61E-02		
Sulfate	3.91E+01	1.17E+03	
Tetraoxo-sulfate(1-)	8.89E+00	8.83E+00	
Thallium	8.54E-02		
Uranium	1.29E-03	4.97E-03	
Vanadium	8.16E-02	4.53E-01	
Zinc	3.55E-02	1.62E-01	
2-Butanone	1.70E-01		
Dimethylbenzene	6.00E-03		
Trichloroethene	1.39E+00	1.85E-03	
trans-1,2-Dichloroethene	5.00E-03		
Cobalt-60	8.00E-01		
Radon-222	2.00E+02	1.39E+02	
Technetium-99	4.60E+02	1.18E+01	
Thorium-230	3.42E-01		

----- AREA_CODE=f -----

Analyte	RGA Groundwater	McNairy Groundwater	Other Groundwater
Aluminum	5.36E-01		
Arsenic	2.60E-03		
Barium	2.83E-01	1.74E-01	
Cadmium	2.91E-02		
Chromium	8.34E-02		
Copper	2.96E-02		
Iron	1.30E+00		
Manganese	7.16E-02		
Silica	1.02E+01		
Sulfate	1.91E+01		
Tetraoxo-sulfate(1-)	4.01E+01	3.90E+00	
Vanadium	7.34E-02		
Zinc	1.80E-02	1.16E-01	

Table 3.23 Representative concentrations of COPCs in groundwater (continued)

----- AREA_CODE=f -----			
(continued)			
Analyte	RGA Groundwater	McNairy Groundwater	Other Groundwater
1,1-Dichloroethene	5.66E-03		
1,2-Dichloroethene	1.40E-02		
Bis(2-ethylhexyl)phthalate	2.80E-02		
Carbon tetrachloride	6.00E-04		
Trichloroethene	7.54E-01		
cis-1,2-Dichloroethene	7.49E-03		
Plutonium-239	5.94E-02		
Radon-222	2.64E+02		
Technetium-99	1.46E+01		

----- AREA_CODE=g -----			
Analyte	RGA Groundwater	McNairy Groundwater	Other Groundwater
Aluminum	1.50E+00		
Arsenic	2.51E-03	2.50E-03	
Cadmium	1.20E-02		
Chromium	8.04E-02		
Iron	2.99E+00		
Lead	6.68E-02		
Manganese	5.84E-02		
Mercury		1.00E-03	
Nickel	1.31E-01		
Nitrate as Nitrogen			
Silica	1.03E+01	1.19E+01	
Tetraoxo-sulfate(1-)	4.50E+00	7.57E+00	
Vanadium			
Zinc	5.42E-02		
Trichloroethene	1.00E-03		
Neptunium-237	1.08E-01	1.59E-01	
Plutonium-239		2.00E-01	
Radium-226	7.25E-01	4.55E-01	
Radon-222	3.15E+02		
Technetium-99	2.29E+01		
Thorium-230	2.84E-01		

----- AREA_CODE=h -----			
Analyte	RGA Groundwater	McNairy Groundwater	Other Groundwater
Aluminum	2.31E+00		
Antimony			4.34E-02
Arsenic	2.78E-03		
Barium	9.27E-02		5.60E-02
Chromium	1.39E-01		2.77E-02
Fluoride		3.20E-01	1.32E+00
Iron	7.30E+00		4.38E-01
Manganese	4.58E-02		3.12E-02
Mercury			2.87E-04
Nickel			5.79E-02
Nitrate as Nitrogen	7.52E+00		2.93E+00
Silica		1.64E+01	8.17E+00
Tetraoxo-sulfate(1-)	8.93E+00	5.94E+00	1.24E+01
Thallium			7.22E-02
Uranium	3.07E-03		
Vanadium	6.76E-02		1.18E-01
Zinc			1.94E-02

Table 3.23 Representative concentrations of COPCs in groundwater (continued)

----- AREA_CODE=h -----			
(continued)			
Analyte	RGA Groundwater	McNairy Groundwater	Other Groundwater
Trichloroethene	1.19E-03		
cis-1,2-Dichloroethene	2.40E-03		
Neptunium-237			5.12E-01
Radium-226		1.06E+00	5.42E-01
Radon-222	1.68E+02	1.30E+02	4.26E+02
Technetium-99	1.87E+01		
Thorium-230		1.59E+00	3.02E-01

----- AREA_CODE=i -----			
Analyte	RGA Groundwater	McNairy Groundwater	Other Groundwater
Aluminum	1.12E+00		
Antimony	8.33E-02		
Arsenic	2.70E-03		
Barium	1.01E-01		
Beryllium	7.95E-03		
Bicarbonate	1.27E+02		
Boron	2.64E-01		
Cadmium	3.94E-03		
Cerium	4.00E-02		
Chromium	2.63E-01		
Cobalt	2.87E-02		
Copper	3.00E-02		
Fluoride	2.09E-01		
Gallium	4.50E-02		
Iron	2.95E+00		
Lead			
Lithium	4.00E-02		
Manganese	1.36E-01	7.25E-01	
Mercury	1.32E-04		
Nickel	7.51E-02		
Selenium	2.52E-03		
Silica	1.21E+01	1.67E+01	
Silver	2.10E-02		
Sulfate	3.84E+01		
Tetraoxo-sulfate(1-)	1.56E+01	1.02E+01	
Thallium			
Thorium	2.50E-02		
Titanium	3.64E-02		
Uranium	1.15E-03		
Vanadium	7.14E-02	1.87E-01	
Zinc	5.64E-02		
Zirconium	1.00E-02		
1,2-Dichlorobenzene	5.70E-05		
1,2-Dichloroethene	1.36E-03		
1,3,5-Trimethylbenzene	2.00E-04		
1,4-Dichlorobenzene	6.20E-05		
4-Bromofluorobenzene	4.70E-02		
4-Methyl-2-pentanone	7.99E-03		
Acetone	8.10E-03		
Acrylonitrile	1.00E-02		
Benzene	1.00E-03		
Bis(2-ethylhexyl)phthalate	5.31E-03		
Bromodichloromethane			
Bromomethane	1.00E-03		
Carbazole	8.66E-03		
Chloroform	2.00E-03		
Chloromethane	2.00E-03		

Table 3.23 Representative concentrations of COPCs in groundwater (continued)

----- AREA_CODE=i -----
(continued)

Analyte	RGA Groundwater	McNairy Groundwater	Other Groundwater
Chrysene	6.00E-04		
Di-n-butyl phthalate	5.62E-03		
Dibromochloromethane			
Dimethylbenzene	3.00E-03		
Ethanol	1.69E-01		
Ethylbenzene	1.00E-03		
Methylene chloride	3.56E-03		
PCB-1254	4.23E-04		
Polychlorinated biphenyl	1.00E-04		
Tetrachloroethene	2.00E-03		
Trichloroethene	4.08E-03		
Vinyl chloride	1.00E-03		
m,p-Xylene	5.46E-05		
trans-1,3-Dichloropropene	1.70E-04		
Americium-241	1.99E-01		
Cesium-137	2.14E-01		
Cobalt-60	3.71E-01		
Radium-226	3.21E-01		
Radon-222	2.87E+02		
Technetium-99	4.94E+01		

----- AREA_CODE=j -----

Analyte	RGA Groundwater	McNairy Groundwater	Other Groundwater
Aluminum	3.40E+00	2.04E+00	
Arsenic	4.29E-03	8.54E-02	
Iron	4.65E+00		
Manganese	2.36E+00	3.02E+00	
Molybdenum	1.24E-01	3.15E-01	
Silica	1.43E+01		
Sulfate	3.78E+02	1.56E+02	
Thallium	7.25E-02		
Vanadium	9.53E-02		

----- AREA_CODE=k -----

Analyte	RGA Groundwater	McNairy Groundwater	Other Groundwater
Aluminum			8.33E+00
Ammonia as Nitrogen			4.07E+00
Antimony			5.23E-02
Arsenic			2.70E-03
Barium			9.64E-02
Beryllium			5.96E-03
Cadmium			1.60E-02
Chromium			2.70E-02
Cobalt			5.28E-02
Fluoride			3.85E-01
Iron			1.62E+02
Kjeldahl Nitrogen			1.03E+00
Lead			1.53E-01
Manganese			1.18E+01
Mercury			1.08E-04
Nickel			9.69E-02
Nitrate as Nitrogen			1.37E+00
Silica			5.43E+01

Table 3.23 Representative concentrations of COPCs in groundwater (continued)

----- AREA_CODE=k -----			
(continued)			
Analyte	RGA Groundwater	McNairy Groundwater	Other Groundwater
Strontium			6.05E-01
Sulfate			1.29E+03
Sulfide			1.33E+00
Tetraoxo-sulfate(1-)			3.14E+03
Tin			5.21E-03
Uranium			3.32E-03
Vanadium			1.37E-01
Zinc			9.74E-02
1,1-Dichloroethane			1.68E-02
1,1-Dichloroethene			2.67E-02
1,2-Dichloroethene			9.55E-02
Acetone			5.00E-02
Di-n-butyl phthalate			5.57E-03
Methylene chloride			4.44E-03
Naphthalene			1.35E-02
Phenanthrene			2.00E-03
Trichloroethene			3.25E-02
Vinyl chloride			1.50E-02
cis-1,2-Dichloroethene			9.52E-02
Neptunium-237			1.59E-01
Radium-226			3.03E-01
Radon-222			4.47E+02
Technetium-99			1.03E+01
Thorium-228			7.80E-01
Uranium-234			2.08E+00
Uranium-235			2.61E-01
Uranium-238			2.23E+00

----- AREA_CODE=1 -----			
Analyte	RGA Groundwater	McNairy Groundwater	Other Groundwater
Aluminum	1.60E+00	3.84E-01	
Ammonia as Nitrogen			
Antimony		9.36E-02	
Arsenic	3.25E-03		
Barium	2.34E-01		
Beryllium	5.93E-03		
Cadmium	9.41E-03		
Chromium	5.67E-02		
Cobalt	2.58E-02		
Fluoride	2.43E-01		
Iron	5.29E+00		
Kjeldahl Nitrogen			
Lead	4.95E-02		
Manganese	3.96E-01		
Mercury	3.00E-04		
Molybdenum	2.89E-02		
Nickel			
Nitrate as Nitrogen	1.40E+00	6.37E-01	
Nitrate/Nitrite			
Orthophosphate			
Selenium	3.78E-03		
Silica	1.04E+01	1.04E+01	
Strontium			
Sulfate	9.77E+00		
Sulfide			
Tetraoxo-sulfate(1-)	8.81E+00	1.70E+01	
Thallium	7.24E-02	3.81E-01	

Table 3.23 Representative concentrations of COPCs in groundwater (continued)

----- AREA_CODE=1 -----			
(continued)			
Analyte	RGA Groundwater	McNairy Groundwater	Other Groundwater
Tin	2.31E-01		
Uranium	4.69E-03		
Vanadium	4.46E-02		
Zinc	2.75E-02	1.23E-01	
1,1,2-Trichloroethane	2.00E-03		
1,1-Dichloroethene	6.50E-02		
1,2-Dichloroethane	1.10E-03		
1,2-Dichloroethene			
2,4-Dimethylphenol			
Acetone	1.63E-02		
Benzene			
Bis(2-ethylhexyl)phthalate	2.00E-03		
Butyl benzyl phthalate	1.00E-03		
Carbon tetrachloride	1.60E-01		
Chlorobenzene	2.00E-03		
Chloroethane			
Chloroform	1.40E-02		
Di-n-butyl phthalate	1.32E-02		
Dimethylbenzene	7.57E-01		
Ethane	5.51E-02		
Ethylbenzene	4.26E-01		
Ethylene	2.87E-01		
Fluorene			
Isophorone			
Methylene chloride	1.25E-02		5.00E-03
Naphthalene			
Phenanthrene			
Tetrachloroethene	3.20E-01		
Trichloroethene	1.39E+01	4.43E-01	
Vinyl chloride	4.55E+00		
cis-1,2-Dichloroethene	2.28E+00		
trans-1,2-Dichloroethene	1.20E+00		
Americium-241	8.19E-01		
Cesium-137	3.90E+00		
Cobalt-60	1.47E+00		
Neptunium-237	5.58E-01		
Plutonium-239	1.30E-01		
Radium-226	3.14E+00		
Radon-222	2.15E+02		
Technetium-99	3.48E+02	1.99E+01	
Thorium-228			
Thorium-230	6.47E-01		
Uranium-234	1.62E+00		
Uranium-235	2.02E-01		
Uranium-235/236	1.57E-01		
Uranium-238	1.86E+00		

----- AREA_CODE=m -----			
Analyte	RGA Groundwater	McNairy Groundwater	Other Groundwater
Aluminum	7.82E-01	6.56E-01	3.49E+00
Ammonia as Nitrogen			4.07E+00
Antimony	7.89E-02		3.58E-02
Arsenic	2.63E-03	5.64E-03	2.65E-03
Barium	9.80E-02	1.99E-01	1.01E-01
Beryllium	7.16E-03	6.81E-03	2.73E-03
Bicarbonate	1.27E+02		
Boron	2.64E-01		

Table 3.23 Representative concentrations of COPCs in groundwater (continued)

----- AREA_CODE=m ----- (continued)			
Analyte	RGA Groundwater	McNairy Groundwater	Other Groundwater
Cadmium	1.00E-02	1.85E-02	1.60E-02
Cerium	4.00E-02		
Chromium	1.80E-01	8.26E-02	2.67E-02
Cobalt	2.84E-02	3.01E-02	6.37E-02
Copper	2.93E-02		
Fluoride	1.68E-01	2.73E-01	6.21E-01
Gallium	4.50E-02		
Iron	2.48E+00	3.01E+01	4.64E+01
Kjeldahl Nitrogen			1.03E+00
Lead	5.09E-02		1.23E-01
Lithium	4.00E-02		
Manganese	1.06E-01	4.80E-01	3.98E+00
Mercury	1.24E-04	3.43E-04	1.81E-04
Molybdenum	2.87E-02	3.61E-02	
Nickel	6.52E-02	4.20E-02	6.33E-02
Nitrate as Nitrogen	9.87E-01		2.05E+00
Selenium	2.54E-03		
Silica	9.23E+00	1.68E+01	4.01E+01
Silver	2.29E-02		
Strontium			6.05E-01
Sulfate	2.74E+01	4.97E+02	1.29E+03
Sulfide			1.33E+00
Tetraoxo-sulfate(1-)	1.10E+01	7.81E+00	5.66E+02
Thallium	1.09E-01		7.50E-02
Thorium	2.50E-02		
Tin			5.21E-03
Titanium	3.64E-02		
Uranium	1.15E-03	1.95E-03	2.75E-03
Vanadium	6.32E-02	1.50E-01	1.09E-01
Zinc	5.64E-02	3.94E-02	4.57E-02
Zirconium	1.00E-02		
1,1-Dichloroethane			1.66E-02
1,1-Dichloroethene	2.00E-02		2.64E-02
1,2-Dichlorobenzene	5.70E-05		
1,2-Dichloroethene	1.95E-03		9.55E-02
1,3,5-Trimethylbenzene	2.00E-04		
1,4-Dichlorobenzene	6.20E-05		
2-Butanone	1.15E-02		
4-Bromofluorobenzene	4.70E-02		
4-Methyl-2-pentanone	9.03E-03		
Acetone	1.12E-02		5.00E-02
Acrylonitrile	1.00E-02		
Benzene	1.00E-03		
Bis(2-ethylhexyl)phthalate	5.98E-03		
Bromodichloromethane			
Bromomethane	1.00E-03		
Carbazole	1.15E-02		
Carbon tetrachloride	6.00E-04		
Chloroform	2.00E-03		
Chloromethane	2.00E-03		
Chrysene	6.00E-04		
Di-n-butyl phthalate	5.95E-03		5.57E-03
Dibromochloromethane			
Dimethylbenzene	6.00E-03		
Ethanol	1.69E-01		
Ethylbenzene	1.00E-03		
Methylene chloride	3.60E-03		4.44E-03
Naphthalene			1.35E-02
PCB-1254	4.23E-04		
Phenanthrene			2.00E-03
Polychlorinated biphenyl	1.00E-04		

Table 3.23 Representative concentrations of COPCs in groundwater (continued)

----- AREA_CODE=m -----
(continued)

Analyte	RGA Groundwater	McNairy Groundwater	Other Groundwater
Tetrachloroethene	2.00E-03		
Trichloroethene	5.85E-01	1.51E-03	2.42E-02
Vinyl chloride	1.00E-03		1.50E-02
cis-1,2-Dichloroethene	2.20E-02		9.01E-02
m,p-Xylene	5.46E-05		
trans-1,2-Dichloroethene	5.00E-03		
trans-1,3-Dichloropropene	1.70E-04		
Americium-241	1.11E-01		
Cesium-137	6.00E-01		
Cobalt-60	3.77E-01		
Neptunium-237	7.82E-02	1.39E-02	5.42E-01
Plutonium-239	1.37E-01	2.37E-02	
Radium-226	6.60E-01	9.15E-01	5.52E-01
Radon-222	2.24E+02	1.20E+02	4.39E+02
Technetium-99	1.27E+02	1.15E+01	1.09E+01
Thorium-228			7.80E-01
Thorium-230	2.37E-01	5.43E-01	2.71E-01
Uranium-234			2.08E+00
Uranium-235			2.61E-01
Uranium-238			2.23E+00

----- AREA_CODE=n -----

Analyte	RGA Groundwater	McNairy Groundwater	Other Groundwater
Aluminum	1.04E+00	1.54E+00	3.49E+00
Ammonia as Nitrogen			4.07E+00
Antimony	7.68E-02	8.17E-02	3.58E-02
Arsenic	2.87E-03	4.68E-03	2.65E-03
Barium	9.86E-02	1.88E-01	1.01E-01
Beryllium	6.75E-03	6.86E-03	2.73E-03
Bicarbonate	1.27E+02		
Boron	2.64E-01		
Cadmium	9.50E-03	1.91E-02	1.60E-02
Cerium	4.00E-02		
Chromium	1.23E-01	3.19E-02	2.67E-02
Cobalt	2.75E-02	2.98E-02	6.37E-02
Copper	2.57E-02		
Fluoride	1.94E-01	2.38E-01	6.21E-01
Gallium	4.50E-02		
Iron	3.18E+00	8.94E+00	4.64E+01
Kjeldahl Nitrogen			1.03E+00
Lead	4.93E-02		1.23E-01
Lithium	4.00E-02		
Manganese	2.17E-01	3.81E-01	3.98E+00
Mercury	2.80E-04	2.41E-04	1.81E-04
Molybdenum	2.85E-02	3.48E-02	
Nickel	6.35E-02	4.23E-02	6.33E-02
Nitrate as Nitrogen	1.10E+00	5.64E-01	2.05E+00
Nitrate/Nitrite			
Orthophosphate			
Selenium	3.08E-03		
Silica	9.66E+00	1.40E+01	4.01E+01
Silver	2.32E-02		
Strontium			6.05E-01
Sulfate	2.38E+01	3.77E+02	1.29E+03
Sulfide			1.33E+00
Tetraoxo-sulfate(1-)	9.83E+00	7.49E+00	5.66E+02
Thallium	9.96E-02	8.90E-02	7.50E-02

Table 3.23 Representative concentrations of COPCs in groundwater (continued)

Analyte	AREA_CODE=n (continued)		
	RGA Groundwater	McNairy Groundwater	Other Groundwater
Thorium	2.50E-02		
Tin	3.99E-02		5.21E-03
Titanium	3.64E-02		
Uranium	2.64E-03	1.68E-03	2.75E-03
Vanadium	5.83E-02	1.19E-01	1.09E-01
Zinc	4.83E-02	6.35E-02	4.57E-02
Zirconium	1.00E-02		
1,1,2-Trichloroethane	2.00E-03		
1,1-Dichloroethane			1.64E-02
1,1-Dichloroethene	6.50E-02		2.60E-02
1,2-Dichlorobenzene	5.70E-05		
1,2-Dichloroethane	1.10E-03		
1,2-Dichloroethene	1.80E-03		8.08E-02
1,3,5-Trimethylbenzene	2.00E-04		
1,4-Dichlorobenzene	6.20E-05		
2,4-Dimethylphenol			
2-Butanone	9.43E-02		
4-Bromofluorobenzene	4.70E-02		
4-Methyl-2-pentanone	1.70E-02		
Acetone	9.37E-02		5.00E-02
Acrylonitrile	1.00E-02		
Benzene	1.00E-03		
Bis(2-ethylhexyl)phthalate	5.42E-03		
Bromodichloromethane			
Bromomethane	1.00E-03		
Butyl benzyl phthalate	1.00E-03		
Carbazole	5.77E-03		
Carbon tetrachloride	1.60E-01		
Chlorobenzene	2.00E-03		
Chloroethane			
Chloroform	1.40E-02		
Chloromethane	2.00E-03		
Chrysene	6.00E-04		
Di-n-butyl phthalate	9.82E-03		5.57E-03
Dibromochloromethane			
Dimethylbenzene	3.25E-01		
Ethane	3.29E-02		
Ethanol	1.69E-01		
Ethylbenzene	1.85E-01		
Ethylene	9.82E-02		
Fluorene			
Isophorone			
Methylene chloride	4.39E-02		4.25E-03
Naphthalene			1.35E-02
PCB-1254	4.47E-04		
Phenanthrene			2.00E-03
Polychlorinated biphenyl	1.00E-04		
Tetrachloroethene	3.20E-01		
Trichloroethene	6.71E+00	1.67E-01	2.41E-02
Vinyl chloride	1.75E+00		1.50E-02
cis-1,2-Dichloroethene	9.27E-01		9.01E-02
m,p-Xylene	9.71E-05		
trans-1,2-Dichloroethene	8.89E-01		
trans-1,3-Dichloropropene	1.70E-04		
Americium-241	8.34E-01		
Cesium-137	2.51E+00		
Cobalt-60	1.23E+00		
Neptunium-237	4.33E-01	3.60E-02	5.42E-01
Plutonium-239	1.41E-01	1.93E-02	
Radium-226	1.91E+00	8.39E-01	5.52E-01
Radon-222	2.15E+02	9.37E+01	4.39E+02

Table 3.23 Representative concentrations of COPCs in groundwater (continued)

Analyte	AREA_CODE=n (continued)		
	RGA Groundwater	McNairy Groundwater	Other Groundwater
Technetium-99	2.07E+02	1.32E+01	1.09E+01
Thorium-228			7.80E-01
Thorium-230	6.14E-01	5.22E-01	2.71E-01
Uranium-234	1.62E+00		2.08E+00
Uranium-235	2.02E-01		2.61E-01
Uranium-235/236	1.57E-01		
Uranium-238	1.86E+00		2.23E+00

Table 3.24 Reasonable maximum exposure assumptions for concentration or activity of COPCs in fish

Equation:

$$\text{Contaminant Concentration in Fish } C_f = C_w \times \text{BAF}$$

Parameter	Units	Value used	References
Contaminant concentration in fish = C_f	mg/kg or pCi/kg	Chemical-specific	Calculated
Contaminant concentration in water = C_w	mg/L or pCi/L	Chemical-specific	-----
Bioaccumulation factor = BAF	L/kg	Chemical-specific	See Table 3.35

Table 3.25 Reasonable maximum exposure assumptions for concentration or activity of COPCs in venison¹

Equations:

$$C_d = F_d \times [(C_{\text{forage}} \times AC \times f_s \times Q_f) + (C_s \times AC \times Q_s) + (C_{\text{sw}} \times CF_{\text{rad}} \times Q_{\text{sw}})]$$

$$C_{\text{forage}} = (C_s \times R_{\text{upp}}) + (C_s \times R_{\text{es}})$$

Parameter	Units	Value used	References ²
Chemical concentration in deer = C_d	mg/kg or pCi/g	Chemical-specific	Calculated
Forage-deer transfer factor = F_d	day/kg	Chemical-specific	-----
Chemical concentration in forage = C_{forage}	mg/kg or pCi/g	Chemical-specific	Calculated
Area of contact ³ = AC	unitless	AS/AD	-----
Area of SWMU = AS	acres	SWMU-specific	-----
Area of deer range = AD	acres	494	[34]
Fraction of deer's food from site when on site = f_s	unitless	1.0	[5]
Quantity of forage ingested daily by deer = Q_f	kg/day	1.74	[7]
Chemical concentration in soil or sediment = C_s	mg/kg or pCi/g	Chemical-specific	-----
Quantity of soil ingested daily by deer = Q_s	kg/day	0.034	[6]; 2% of forage
Contaminant concentration in surface water ⁴ = C_{sw}	mg/L or pCi/L	Chemical-specific	-----
Conversion factor for radionuclides = CF_{rad}	kg/g	10^{-3}	-----
Quantity of surface water ingested daily by deer = Q_{sw}	L/day	3.61	[8]
Soil to plant uptake (dry) = R_{upp}	unitless	Chemical-specific or $38 \times K_{\text{ow}}^{-0.58}$	[8]
Soil resuspension multiplier = R_{es}	unitless	0.25	[3]

¹ Equations after [1], [2], [3], [4].
² All references follow Table 3.34.
³ AC cannot be greater than 1.
⁴ All ingested water is considered to be from SWMU or SWMU area.

Table 3.26 Reasonable maximum exposure assumptions for concentration or activity of COPCs in rabbits¹

Equations:

$$C_r = F_r \times [(C_{\text{forage}} \times AR \times f_s \times Q_f) + (C_s \times AR \times Q_s) + (C_{\text{sw}} \times CF_{\text{rad}} \times Q_{\text{sw}})]$$

$$C_{\text{forage}} = (C_s \times R_{\text{upp}}) + (C_s \times R_{\text{es}})$$

Parameter	Units	Value used	References ²
Chemical concentration in rabbit = C_r	mg/kg or pCi/g	Chemical-specific	Calculated
Forage-rabbit transfer factor = F_r	day/kg	Chemical-specific	-----
Chemical concentration in forage = C_{forage}	mg/kg or pCi/g	Chemical-specific	Calculated
Area of contact ³ = AC	unitless	AS/AR	-----
Area of SWMU = AS	acres	SWMU-specific	-----
Area of rabbit range = AR	acres	3.6	[30]
Fraction of rabbit's food from site when on site = f_s	unitless	1.0	-----
Quantity of forage ingested daily by rabbit = Q_f	kg/day	0.237	[31]
Chemical concentration in soil or sediment = C_s	mg/kg or pCi/g	Chemical-specific	-----
Quantity of soil ingested daily by rabbit = Q_s	kg/day	0.0149	[31] 6.3% of forage
Contaminant concentration in surface water = C_{sw}	mg/L or pCi/L	Chemical-specific	-----
Conversion factor for radionuclides = CF_{rad}	kg/g	10^{-3}	-----
Quantity of surface water ingested daily by rabbit ⁴ = Q_{sw}	L/day	0.116	[31]
Soil to plant uptake (dry) = R_{upp}	unitless	Chemical-specific or $38 \times K_{\text{ow}}^{-0.58}$	[8]
Soil resuspension multiplier = R_{es}	unitless	0.25	[3]

¹ Equations after [1], [2], [3], [4].
² All references follow Table 3.34.
³ AC cannot be greater than 1.
⁴ All ingested water is considered to be from SWMU or SWMU area.

Table 3.27 Reasonable maximum exposure assumptions for concentration or activity of COPCs in quail¹

Equations:

$$C_q = F_q \times [(C_f \times AQ \times f_s \times Q_f) + (C_s \times AQ \times Q_s) + (C_{sw} \times CF_{rad} \times Q_{sw}) + (C_i \times AQ \times Q_i)]$$

$$C_{forage} = (C_s \times R_{upp}) + (C_s \times R_{es}) \quad C_i = (C_s \times BAF_i)$$

Parameter	Units	Value used	References ²
Chemical concentration in quail = C_q	mg/kg or pCi/g	Chemical-specific	Calculated
Forage-quail transfer factor = F_q	day/kg	Chemical-specific	-----
Chemical concentration in forage = C_f	mg/kg or pCi/g	Chemical-specific	Calculated
Area of contact ³ = AC	unitless	AS/AQ	-----
Area of SWMU = AS	acres	SWMU-specific	-----
Area of quail range = AQ	acres	15.4	[30]
Fraction of quail's food from site when on site = f_s	unitless	1.0	-----
Quantity of forage ingested daily by quail = Q_f	kg/day	0.01499	[30] 88.2% of total food
Chemical concentration in invertebrates = C_i	mg/kg or pCi/g	Chemical-specific	-----
Quantity of invertebrates ingested daily by quail = Q_i	kg/day	0.002006	[30] 11.8 % of total food
Chemical concentration in soil or sediment = C_s	mg/kg or pCi/g	Chemical-specific	-----
Quantity of soil ingested daily by quail = Q_s	kg/day	0.00158	[32] 9.3% of total food
Contaminant concentration in surface water ⁴ = C_{sw}	mg/L or pCi/L	Chemical-specific	-----
Conversion factor for radionuclides = CF_{rad}	kg/g	10^{-3}	-----
Quantity of surface water ingested daily by quail = Q_{sw}	L/day	0.024	[30]
Soil to plant uptake (dry) = R_{upp}	unitless	Chemical-specific or $38 \times K_{ow}^{-0.58}$	[8]
Soil resuspension multiplier = R_{es}	unitless	0.25	[3]

¹ Equations after [1], [2], [3], [4].
² All references follow Table 3.34.
³ AC cannot be greater than 1.
⁴ All ingested water is considered to be from SWMU or SWMU area.

Table 3.28 Reasonable maximum exposure assumptions for concentration or activity of COPCs in vegetables¹

Equations:
$$C_v = (C_w \times Irr_{rup} \times CF_{rad}) + (C_s \times AC \times R_{upv}) + (C_w \times Irr_{res} \times CF_{rad}) + (C_s \times AC \times R_{es}) + (C_w \times Irr_{dep} \times CF_{rad})$$

$$Irr_{rup} = \frac{Ir \times F \times B_{Vwet} \times [1 - \exp(-\lambda_B \times t_b)]}{P \times \lambda_B} \quad Irr_{dep} = \frac{Ir \times F \times I_f \times T \times [1 - \exp(-\lambda_E \times t_v)]}{Y_v \times \lambda_E}$$

$$Irr_{res} = \frac{Ir \times F \times MLF \times [1 - \exp(-\lambda_B \times t_b)]}{P \times \lambda_B}$$

Parameter	Units	Value used	References ²
Concentration in vegetable = C_v	mg/kg or pCi/g	Chemical-specific	Calculated
Concentration in groundwater = C_w	mg/L or pCi/L	Chemical-specific	----
Root uptake from irrigation = Irr_{rup}	L/kg	Chemical-specific	Calculated
Conversion factor for radionuclides = CF_{rad}	kg/g	10 ⁻³	----
Concentration in soil = C_s	mg/kg or pCi/g	Chemical-specific	----
Area of contact ³ = AC	unitless	AS/AG	----
Area of SWMU = AS	acres	SWMU-specific	----
Area of garden = AG	acres	0.25	[33]
Wet root uptake for leafy vegetables = R_{upv}	kg/kg	Chemical-specific	----
Resuspension from irrigation = Irr_{res}	L/kg	Chemical-specific	Calculated
Resuspension multiplier = R_{es}	unitless	0.26	[9]
Aerial deposition from irrigation = Irr_{dep}	L/kg	Chemical-specific	Calculated
Irrigation rate = Ir	L/m ² -day	3.62	[10]
Irrigation period = F	unitless	0.25	[10]; 3 months a year
Soil to plant uptake, wet weight = B_{Vwet}	kg/kg	Chemical-specific or 7.7×K _{ow} ^{-0.58}	[11]
Effective rate for removal = λ_B	1/day	$\lambda_i + \lambda_{HL}$	[11]
Decay = λ_i	1/day	0.693/T _i	[11]
Half-life = T_i	day	Chemical-specific	----
Soil leaching rate = λ_{HL}	1/day	2.7×10 ⁻⁵	[11]
Long term deposition and build-up = t_b	day	10,950	[2]
Area density for root zone = P	kg/m ²	240	[8], [12], [13]
Plant mass leading factor = MLF	unitless	0.26	[9]
Interception fraction = I_f	unitless	0.42	[7]
Translocation factor = T	unitless	1	[2]
Decay for removal on produce = λ_E	1/day	$\lambda_i + (0.693/t_w)$	[11]
Weathering half-life = t_w	day	14	[2]
Above ground exposure time = t_v	day	60	[2]
Plant yield (wet) = Y_v	kg/m ²	2	[2]

¹ Equations after [1], [2], [3], [4].

² References follow Table 3.34.

³ AC cannot be greater than 1.

Table 3.29 Reasonable maximum exposure assumptions for concentration or activity of COPCs in beef¹

Equations:

$$C_b = F_b \times [(C_{\text{pasture}} \times AC \times f_s \times Q_f) + (C_s \times AC \times Q_s) + (C_w \times CF_{\text{rad}} \times Q_w)]$$

$$C_{\text{pasture}} = (C_s \times R_{\text{upp}}) + (C_s \times R_{\text{es}})$$

Parameter	Units	Value used	References ²
Chemical concentration in beef = C_b	mg/kg or pCi/g	Chemical-specific	Calculated
Forage-beef transfer factor = F_b	day/kg	Chemical-specific	-----
Chemical concentration in pasture = C_{pasture}	mg/kg or pCi/g	Chemical-specific	Calculated
Area of contact ³ = AC	unitless	AS/AD	-----
Area of SWMU = AS	acres	SWMU-specific	-----
Area of beef range = AD	acres	2	[29]
Fraction of beef's food from site when on site = f_s	unitless	1.0	[5]
Quantity of pasture ingested daily by beef = Q_f	kg/day	25	[25]
Chemical concentration in soil or sediment = C_s	mg/kg or pCi/g	Chemical-specific	-----
Quantity of soil ingested daily by beef = Q_s	kg/day	1	[26]
Contaminant concentration in water ⁴ = C_w	mg/L or pCi/L	Chemical-specific	-----
Conversion factor for radionuclides = CF_{rad}	kg/g	10^{-3}	-----
Quantity of water ingested daily by beef = Q_w	L/day	50	[25]
Soil to plant uptake (dry) = R_{upp}	unitless	Chemical-specific or $38 \times K_{\text{ow}}^{-0.58}$	[8]
Soil resuspension multiplier = R_{es}	unitless	0.25	[3]

¹ Equations after [1], [2], [3], [4].
² All references follow Table 3.34.
³ AC cannot be greater than 1.
⁴ All ingested water is considered to be from SWMU or SWMU area.

Table 3.30 Reasonable maximum exposure assumptions for concentration or activity of COPCs in milk¹

Equations:

$$C_m = F_m \times [(C_{\text{pasture}} \times AC \times f_s \times Q_f) + (C_s \times AC \times Q_s) + (C_w \times CF_{\text{rad}} \times Q_w)]$$

$$C_{\text{pasture}} = (C_s \times R_{\text{upp}}) + (C_s \times R_{\text{es}})$$

Parameter	Units	Value used	References ²
Chemical concentration in milk = C_b	mg/kg or pCi/g	Chemical-specific	Calculated
Forage-milk transfer factor = F_b	day/kg	Chemical-specific	----
Chemical concentration in pasture = C_{pasture}	mg/kg or pCi/g	Chemical-specific	Calculated
Area of contact ³ = AC	unitless	AS/AD	----
Area of SWMU = AS	acres	SWMU-specific	----
Area of dairy range = AD	acres	2	[29]
Fraction of dairy's food from site when on site = f_s	unitless	1.0	[5]
Quantity of pasture ingested daily by dairy = Q_f	kg/day	25	[25]
Chemical concentration in soil or sediment = C_s	mg/kg or pCi/g	Chemical-specific	----
Quantity of soil ingested daily by dairy = Q_s	kg/day	1	[26]
Contaminant concentration in water ⁴ = C_w	mg/L or pCi/L	Chemical-specific	----
Conversion factor for radionuclides = CF_{rad}	kg/g	10^{-3}	----
Quantity of water ingested daily by dairy = Q_w	L/day	60	[25]
Soil to plant uptake (dry) = R_{upp}	unitless	Chemical-specific or $38 \times K_{\text{ow}}^{-0.58}$	[8]
Soil resuspension multiplier = R_{es}	unitless	0.25	[3]

¹ Equations after [1], [2], [3], [4].

² All references follow Table 3.34.

³ AC cannot be greater than 1.

⁴ All ingested water is considered to be from SWMU or SWMU area.

Table 3.31 Reasonable maximum exposure assumptions for concentration or activity of COPCs in chicken¹

Equations:

$$C_p = F_p \times [(C_{\text{pasture}} \times AC \times f_s \times Q_f) + (C_s \times AC \times Q_s) + (C_w \times CF_{\text{rad}} \times Q_w)]$$

$$C_{\text{pasture}} = (C_s \times R_{\text{upp}}) + (C_s \times R_{\text{es}})$$

Parameter	Units	Value used	References ²
Chemical concentration in chicken = C_p	mg/kg or pCi/g	Chemical-specific	Calculated
Forage-chicken transfer factor = F_b	day/kg	Chemical-specific	----
Chemical concentration in pasture = C_{pasture}	mg/kg or pCi/g	Chemical-specific	Calculated
Area of contact ³ = AC	unitless	AS/AD	----
Area of SWMU = AS	acres	SWMU-specific	----
Area of chicken range = AD	acres	To be determined	----
Fraction of chicken's food from site = f_s	unitless	.5	[29]assumes broilers get 50% bought grain
Quantity of pasture ingested daily by chicken = Q_f	kg/day	0.12	[24]
Chemical concentration in soil or sediment = C_s	mg/kg or pCi/g	Chemical-specific	----
Quantity of soil ingested daily by chicken = Q_s	kg/day	0.0024	[8]
Contaminant concentration in water ⁴ = C_w	mg/L or pCi/L	Chemical-specific	----
Conversion factor for radionuclides = CF_{rad}	kg/g	10^{-3}	----
Quantity of water ingested daily by chicken = Q_w	L/day	0.24	[24]
Soil to plant uptake (dry) = R_{upp}	unitless	Chemical-specific or $38 \times K_{\text{ow}}^{-0.58}$	[8]
Soil resuspension multiplier = R_{es}	unitless	0.25	[3]

¹ Equations after [1], [2], [3], [4].
² All references follow Table 3.34.
³ AC cannot be greater than 1.
⁴ All ingested water is considered to be from SWMU or SWMU area.

Table 3.32 Reasonable maximum exposure assumptions for concentration or activity of COPCs in egg¹

Equations:

$$C_e = F_e \times (C_w \times CF_{rad} \times Q_w)$$

Parameter	Units	Value used	References ²
Chemical concentration in egg = C_e	mg/kg or pCi/g	Chemical-specific	Calculated
Forage-egg transfer factor = F_e	day/kg	Chemical-specific	-----
Contaminant concentration in water = C_w	mg/L or pCi/L	Chemical-specific	-----
Conversion factor for radionuclides = CF_{rad}	kg/g	10^{-3}	-----
Quantity of water ingested daily by chicken ³ = Q_w	L/day	0.24	[24]

¹ Equations after [1], [2], [3], [4].

² All references follow Table 3.34.

³ All ingested water is considered to be from SWMU or SWMU area.

Note: Hens laying eggs generally are in a hutch and don't forage on pasture, even for subsistence farmer. Therefore, they eat only store bought grain and no pasture or soil. Contaminants in drinking water could accumulate in the eggs

Table 3.33 Reasonable maximum exposure assumptions for concentration or activity of COPCs in pork¹

Equations:

$$C_{\text{pork}} = F_{\text{pork}} \times [(C_{\text{pasture}} \times AC \times f_s \times Q_f) + (C_s \times AC \times Q_s) + (C_w \times CF_{\text{rad}} \times Q_w)]$$

$$C_{\text{pasture}} = (C_s \times R_{\text{upp}}) + (C_s \times R_{\text{es}})$$

Parameter	Units	Value used	References ²
Chemical concentration in pork = C_{pork}	mg/kg or pCi/g	Chemical-specific	Calculated
Forage-pork transfer factor = F_{pork}	day/kg	Chemical-specific	----
Chemical concentration in pasture = C_{pasture}	mg/kg or pCi/g	Chemical-specific	Calculated
Area of contact ³ = AC	unitless	AS/AD	----
Area of SWMU = AS	acres	SWMU-specific	----
Area of swine range = AD	acres	To be determined	----
Fraction of swine's food from site = f_s	unitless	0.4	[29]
Quantity of pasture ingested daily by swine = Q_f	kg/day	2.4	[36]
Chemical concentration in soil or sediment = C_s	mg/kg or pCi/g	Chemical-specific	----
Quantity of soil ingested daily by swine = Q_s	kg/day	0.034	[28]
Contaminant concentration in water ⁴ = C_w	mg/L or pCi/L	Chemical-specific	----
Conversion factor for radionuclides = CF_{rad}	kg/g	10^{-3}	----
Quantity of water ingested daily by swine = Q_w	L/day	6.14	[27] 2.56 to 1, water to feed ratio
Soil to plant uptake (dry) = R_{upp}	unitless	Chemical-specific or $38 \times K_{\text{ow}}^{-0.58}$	[8]
Soil resuspension multiplier = R_{es}	unitless	0.25	[3]

¹ Equations after [1], [2], [3], [4].
² All references follow Table 3.34.
³ AC cannot be greater than 1.
⁴ All ingested water is considered to be from SWMU or SWMU area.

Table 3.34 Reasonable maximum exposure assumptions for concentration or activity of COPCs in turkey¹

Equations:

$$C_p = F_p \times [(C_{\text{pasture}} \times AC \times f_s \times Q_f) + (C_s \times AC \times Q_s) + (C_w \times CF_{\text{rad}} \times Q_w)]$$

$$C_{\text{pasture}} = (C_s \times R_{\text{upp}}) + (C_s \times R_{\text{es}})$$

Parameter	Units	Value used	References ²
Chemical concentration in turkey = C_p	mg/kg or pCi/g	Chemical-specific	Calculated
Forage-turkey transfer factor = F_b	day/kg	Chemical-specific	----
Chemical concentration in pasture = C_{pasture}	mg/kg or pCi/g	Chemical-specific	Calculated
Area of contact ^c = AC	unitless	AS/AD	----
Area of SWMU = AS	acres	SWMU-specific	----
Area of turkey range = AD	acres	To be determined	----
Fraction of turkey's food from site = f_s	unitless	.5	[29]assume get 50% bought grain
Quantity of pasture ingested daily by turkey = Q_f	kg/day	0.35	[24] 20 wk old male turkey
Chemical concentration in soil or sediment = C_s	mg/kg or pCi/g	Chemical-specific	----
Quantity of soil ingested daily by turkey = Q_s	kg/day	0.007	[8] same as ratio for chicken
Contaminant concentration in water = C_w	mg/L or pCi/L	Chemical-specific	----
Conversion factor for radionuclides = CF_{rad}	kg/g	10^{-3}	----
Quantity of water ingested daily by turkey ^d = Q_w	L/day	1.0	[24]1:2 ratio of 20 wk old male turkey
Soil to plant uptake (dry) = R_{upp}	unitless	Chemical-specific or $38 \times K_{ow}^{-0.58}$	[8]
Soil resuspension multiplier = R_{es}	unitless	0.25	[3]

¹ Equations after [1], [2], [3], [4].

² All references follow Table 3.34.

³ AC cannot be greater than 1.

⁴ All ingested water is considered to be from SWMU or SWMU area.

Table 3.35 Chemical-specific parameters used in biota uptake modeling and CDI calculation

Chemical or Compound	Chemical Abstract Service #	Beef Transfer Coefficient (day/kg)	Soil-to-Plant Dry Uptake Factor	Soil-to-Plant Wet Uptake Factor	Fish Bioaccumulation Factor (L/kg)	Permeability Constant (cm/hr)	Milk Transfer Coefficient (day/kg)	Radioactive Half-life (days)
Inorganic Chemicals								
Aluminum	7429905	1.5E-03	4.0E-03	1.0E-03		1.0E-03	2.0E-04	NA
Ammonia	7664417	2.5E-08	3.8E+01	7.7E+00	5.9E-01	1.5E-03	7.9E-09	NA
Antimony (metallic)	7440360	4.0E-05	5.0E-02	1.0E-02	1.0E+02	1.0E-03	2.5E-05	NA
Arsenic, Inorganic	7440382	2.0E-03	4.0E-02	1.0E-02		1.0E-03	6.0E-05	NA
Barium	7440393	2.0E-04	1.0E-01	3.0E-03	4.0E+00	1.0E-03	4.8E-04	NA
Beryllium and compounds	7440417	1.0E-03	1.0E-02	2.5E-03	1.0E+02	1.0E-03	9.0E-07	NA
Boron And Borates Only	7440428	8.0E-04	4.0E+00	1.0E+00		1.0E-03	1.5E-03	NA
Cadmium (Diet)	7440439	4.0E-04	5.5E-01	1.4E-01	2.0E+02	1.0E-03	1.0E-03	NA
Cadmium (Water)	7440439	4.0E-04	5.5E-01	1.4E-01	2.0E+02	1.0E-03	1.0E-03	NA
Chromium (III) (Insoluble Salts)	16065831	9.0E-03	4.0E-02	1.0E-04	2.0E+02	1.0E-03	1.0E-05	NA
Chromium VI (particulates)	18540299	9.0E-03	4.0E-02	1.0E-04	2.0E+02	1.0E-03	1.0E-05	NA
Cobalt	7440484	1.0E-04	5.4E-02	2.3E-02	3.0E+02	1.0E-03	7.0E-05	NA
Copper	7440508	9.0E-03	8.0E-01	8.0E-02	2.0E+02	1.0E-03	1.5E-03	NA
Fluorine (Soluble Fluoride)	7782414					1.0E-03		NA
Iron	7439896	2.0E-02	1.0E-02	4.0E-04	2.0E+02	1.0E-03	3.0E-05	NA
Lead And Compounds	7439921	4.0E-04	9.0E-02	7.6E-04	3.0E+02	1.0E-03	3.0E-04	NA
Lithium	7439932	1.0E-02	2.5E-02	6.3E-03		1.0E-03	2.0E-02	NA
Manganese (Diet)	7439965	5.0E-04	6.8E-01	6.9E-02	4.0E+02	1.0E-03	3.0E-05	NA
Manganese (Water)	7439965	5.0E-04	6.8E-01	6.9E-02	4.0E+02	1.0E-03	3.0E-05	NA
Mercury, Inorganic Salts	7439976	1.0E-02	1.0E+00	3.0E-01	1.0E+03	1.0E-03	4.7E-04	NA
Molybdenum	7439987	1.0E-03	4.0E-01	8.0E-02	1.0E+01	1.0E-03	1.7E-03	NA
Nickel Soluble Salts	7440020	5.0E-03	1.8E-01	5.0E-02	1.0E+02	1.0E-03	1.6E-02	NA
Nitrate	14797558					1.0E-03		NA
Selenium	7782492	1.0E-01	5.0E-01	1.0E-01		1.0E-03	1.0E-02	NA
Silver	7440224	3.0E-03	1.0E+00	2.2E-05	5.0E+00	1.0E-03	5.0E-05	NA
Strontium, Stable	7440246	8.0E-03	1.1E+00	2.1E-01	6.0E+01	1.0E-03	2.8E-03	NA
Sulfate	14808798					1.0E-03		NA
Thorium	232	1.0E-04	1.1E-02	1.4E-04	1.0E+02	1.0E-03	5.0E-06	NA
Tin	7440315	1.0E-02	1.0E+00	3.0E-01	3.0E+03	1.0E-03	1.0E-03	NA
Titanium	7440326	3.0E-02	5.5E-03	1.4E-03		1.0E-03	1.0E-02	NA
Uranium (Soluble Salts)	238	3.0E-04	2.3E-02	6.3E-04	1.0E+01	1.0E-03	4.0E-04	NA

Table 3.35 Chemical-specific parameters used in biota uptake modeling and CDI calculation (continued)

Chemical or Compound	Chemical Abstract Service #	Beef Transfer Coefficient (day/kg)	Soil-to-Plant Dry Uptake Factor	Soil-to-Plant Wet Uptake Factor	Fish Bioaccumulation Factor (L/kg)	Permeability Constant (cm/hr)	Milk Transfer Coefficient (day/kg)	Radioactive Half-life (days)
Vanadium, Metallic	7440622	2.5E-03	5.5E-03	1.4E-03	1.0E+01	1.0E-03	2.0E-05	NA
Zinc (Metallic)	7440666	1.0E-01	9.9E-01	2.6E-01	1.0E+03	1.0E-03	1.0E-02	NA
Zirconium	7440677	1.0E-06	1.0E-03	1.0E-04	3.0E+02	1.0E-03	5.5E-07	NA
Organic Compounds								
Acetone	67641	1.40E-08	5.20E+01	1.10E+01	3.90E-01	5.70E-04	4.50E-09	NA
Acrylonitrile	107131	4.40E-08	2.70E+01	5.50E+00	9.10E-01	1.40E-03	1.40E-08	NA
Aroclor 1254 (exposure to soil or food)	11097691	2.50E-02	1.30E-02	2.50E-03	2.10E+04	3.50E-01	7.90E-03	NA
Aroclor 1254 (exposure to water)	11097691	2.50E-02	1.30E-02	2.50E-03	2.10E+04	3.50E-01	7.90E-03	NA
Benzene	71432	3.10E-06	2.30E+00	4.70E-01	2.30E+01	2.10E-02	9.90E-07	NA
Bis(2-ethylhexyl)phthalate	117817	2.00E-03	5.50E-02	1.10E-02	3.10E+03	2.30E-02	6.30E-04	NA
Bromodichloromethane	75274	3.10E-06	2.30E+00	4.70E-01	2.30E+01	5.80E-03	9.90E-07	NA
Bromomethane	74839	4.00E-07	7.70E+00	1.60E+00	4.80E+00	3.50E-03	1.30E-07	NA
Butyl Benzyl Phthlate	85687	2.00E-03	5.50E-02	1.10E-02	3.10E+03	7.10E-02	6.30E-04	NA
Carbazole	86748	1.60E-04	2.40E-01	4.80E-02	4.50E+02	9.10E-02	5.00E-05	NA
Carbon Tetrachloride	56235	1.60E-05	9.00E-01	1.80E-01	7.90E+01	2.20E-02	5.00E-06	NA
Chlorobenzene	108907	1.60E-05	9.00E-01	1.80E-01	7.90E+01	4.10E-02	5.00E-06	NA
Chloroform	67663	2.50E-06	2.60E+00	5.30E-01	1.90E+01	8.90E-03	7.90E-07	NA
Chloromethane	74873	2.00E-07	1.10E+01	2.30E+00	2.90E+00	4.20E-03	6.40E-08	NA
Chrysene	218019	1.30E-02	1.90E-02	3.80E-03	1.30E+04	8.10E-01	4.00E-03	NA
Dibromochloromethane	124481	4.00E-06	2.00E+00	4.10E-01	2.80E+01	3.90E-03	1.30E-06	NA
Dibutyl Phthalate	84742	2.00E-03	5.50E-02	1.10E-02	3.10E+03	1.20E-01	6.30E-04	NA
Dichlorobenzene, 1,2-	95501	6.30E-05	4.10E-01	8.20E-02	2.30E+02	6.10E-02	2.00E-05	NA
Dichlorobenzene, 1,4-	106467	6.30E-05	4.10E-01	8.20E-02	2.30E+02	6.20E-02	2.00E-05	NA
Dichloroethane, 1,2-	107062	7.90E-07	5.10E+00	1.00E+00	8.10E+00	5.30E-03	2.50E-07	NA
Dichloroethylene, 1,1-	75354	1.60E-06	3.40E+00	7.00E-01	1.40E+01	8.90E-03	5.00E-07	NA
Dichloroethylene, 1,2- (Mixed Isomers)	540590	7.50E-08	2.00E+01	4.10E+00	1.40E+00	1.10E-03	2.40E-08	NA
Dichloroethylene, 1,2-cis-	156592	2.00E-06	3.00E+00	6.10E-01	1.60E+01	1.00E-02	6.30E-07	NA
Dichloroethylene, 1,2-trans-	156605	7.50E-08	2.00E+01	4.10E+00	1.40E+00	1.10E-03	2.40E-08	NA
Dichloropropene, 1,3-	542756	1.00E-06	4.50E+00	9.10E-01	9.70E+00	5.50E-03	3.10E-07	NA
Dimethylphenol, 2,4-	105679	5.00E-06	1.80E+00	3.60E-01	3.30E+01	1.10E-01	1.60E-06	NA
Ethylbenzene	100414	3.10E-05	6.10E-01	1.20E-01	1.30E+02	7.40E-02	9.90E-06	NA
Fluorene	86737	6.30E-04	1.10E-01	2.20E-02	1.30E+03	2.50E-01	2.00E-04	NA

Table 3.35 Chemical-specific parameters used in biota uptake modeling and CDI calculation (continued)

Chemical or Compound	Chemical Abstract Service #	Beef Transfer Coefficient (day/kg)	Soil-to-Plant Dry Uptake Factor	Soil-to-Plant Wet Uptake Factor	Fish Bioaccumulation Factor (L/kg)	Permeability Constant (cm/hr)	Milk Transfer Coefficient (day/kg)	Radioactive Half-life (days)
Isophorone	78591	1.30E-06	3.90E+00	8.00E-01	1.20E+01	4.40E-03	4.00E-07	NA
Methylene Chloride	75092	5.00E-07	6.70E+00	1.40E+00	5.70E+00	4.50E-03	1.60E-07	NA
Naphthalene	91203	5.00E-05	4.60E-01	9.40E-02	1.90E+02	6.90E-02	1.60E-05	NA
Phenanthrene	85018	1.00E-03	8.20E-02	1.70E-02	1.80E+03	2.70E-01	3.10E-04	NA
Tetrachloroethylene	127184	1.00E-05	1.20E+00	2.40E-01	5.60E+01	3.70E-01	3.10E-06	NA
Trichloroethane, 1,1,2-	79005	2.50E-06	2.60E+00	5.30E-01	1.90E+01	8.40E-03	7.90E-07	NA
Trichloroethylene	79016	6.30E-06	1.50E+00	3.10E-01	3.90E+01	1.60E-02	2.00E-06	NA
Vinyl Chloride	75014	6.30E-07	5.90E+00	1.20E+00	6.80E+00	7.30E-03	2.00E-07	NA
Xylene, Mixture	1330207	5.00E-05	4.60E-01	9.40E-02	1.90E+02	9.50E-02	1.60E-05	NA
Radionuclides								
Am-241	14596102	4.0E-05	1.2E-03	2.4E-05	3.0E+01	NA	1.5E-06	1.58E+05
Co-60	10198400	1.0E-04	5.4E-02	2.3E-02	3.0E+02	NA	7.0E-05	1.92E+03
Cs-137+D	10045973.1	5.0E-02	2.1E-01	1.7E-02	2.0E+03	NA	8.4E-03	1.10E+04
Np-237+D	13994202.1	1.0E-03	7.2E-02	3.5E-03	4.0E+01	NA	1.0E-05	7.81E+08
Pu-239	15117483	1.0E-05	3.4E-04	4.9E-06	3.0E+01	NA	1.1E-06	8.80E+06
Ra-226+D	13982633.1	1.2E-02	3.9E-01	1.9E-02	4.6E+02	NA	2.8E-03	5.84E+05
Rn-222+D	14859677	1.1E-02	3.1E-01	9.7E-03	4.1E+02	NA	1.5E-03	3.82E+00
Tc-99	14133767	1.0E-04	7.6E+01	2.1E+02	2.0E+01	NA	1.4E-04	7.77E+07
Th-228+D	14274829.1	5.2E-02	4.0E-01	2.0E-02	5.6E+02	NA	4.8E-03	6.97E+02
Th-230	14269637	1.0E-04	1.1E-02	1.4E-04	1.0E+02	NA	5.0E-06	2.81E+07
U-234	13966295	3.0E-04	2.3E-02	6.3E-04	1.0E+01	NA	4.0E-04	8.94E+07
U-235+D	15117961.1	4.0E-04	3.4E-02	7.7E-04	1.1E+02	NA	4.1E-04	2.57E+11
U-238+D	7440611.1	4.2E-04	3.9E-02	2.0E-03	1.3E+02	NA	4.2E-04	1.63E+12

Notes:

NA = value is not applicable to chemical or compound.

Blank cells indicates value is not available.

All values from http://risk.lsd.ornl.gov/homepage/rap_tool.htm accessed on 1/21/2000. Please see that location for references.

Table 3.36 Representative concentrations of COPCs in biota derived from uptake modeling

----- AREA_CODE=a MED_NAME=RGA Groundwater -----

Analyte	Venison	Rabbit	Quail	Fish	Vegetable	Beef	Milk	Turkey	Chicken	Pork	Egg
Aluminum	5.4E-03	1.7E-04	3.6E-05		1.3E+01	7.5E-02	1.2E-02				
Arsenic	2.6E-05	8.2E-07	1.7E-07		4.7E-02	3.6E-04	1.3E-05				
Barium	9.9E-05	3.2E-06	3.0E-05	5.5E-01	1.8E+00	1.4E-03	3.9E-03	1.2E-03	3.0E-04		3.0E-02
Chromium	1.4E-03	4.6E-05	9.6E-06	8.9E+00	5.7E-01	2.0E-02	2.7E-05				
Fluoride											
Iron	1.6E-01	5.1E-03	5.3E-02	4.4E+02	2.8E+01	2.2E+00	3.9E-03	2.2E+00	5.3E-01	3.5E-01	5.3E-01
Manganese	2.8E-04	9.2E-06	1.9E-04	6.3E+01	2.4E+00	3.9E-03	2.8E-04	7.9E-03	1.9E-03	3.5E-03	2.3E-03
Tetraoxo-sulfate(1-)											
Thallium	3.4E-02	1.1E-03	2.3E-04		3.1E+00	4.8E-01	2.9E-02				
Vanadium	1.3E-03	4.3E-05	8.9E-06	1.5E+00	1.9E+00	1.9E-02	1.8E-04				
Zinc	6.6E-03	2.1E-04	3.1E-03	1.8E+01	4.1E-01	9.2E-02	1.1E-02	1.3E-01	3.1E-02	1.7E-02	1.3E-02
1,1-Dichloroethene	1.4E-07	4.4E-09		3.3E-01	9.1E-01	1.9E-06	7.2E-07				
Carbon tetrachloride	8.0E-06	2.6E-07		1.1E+01	2.7E+00	1.1E-04	4.2E-05				
Chloroform	1.8E-08	5.8E-10		3.9E-02	6.4E-02	2.5E-07	9.5E-08				
Trichloroethene	8.3E-06	2.7E-07		1.3E+01	4.9E+00	1.1E-04	4.3E-05				
Trichloroethene	1.0E-02	3.4E-04		1.8E+04	1.1E+04	1.4E-01	5.5E-02				
cis-1,2-Dichloroethene	7.3E-07	2.4E-08		1.7E+00	3.5E+00	1.0E-05	3.9E-06				
trans-1,2-Dichloroethene	4.1E-08	1.3E-09		2.1E-01	2.4E+01	5.7E-07	2.2E-07				
Cesium-137	2.0E+00	6.4E-02	2.6E+00	2.2E+04	1.2E+02	2.8E+01	5.5E+00	1.1E+02	2.6E+01	1.6E+01	1.1E+00
Neptunium-237	2.4E-02	7.6E-04	1.6E-04	2.6E+02	8.5E+01	3.3E-01	3.9E-03				
Technetium-99	1.6E-01	5.1E-03	3.1E-01	8.7E+03	3.2E+06	2.2E+00	3.7E+00	1.3E+01	3.1E+00	4.0E-01	3.1E+02
Thorium-230	3.1E-04	1.0E-05	2.1E-06	8.7E+01	1.1E+01	4.3E-03	2.6E-04				

----- AREA_CODE=a MED_NAME=UCRS Groundwater -----

Analyte	Venison	Rabbit	Quail	Fish	Vegetable	Beef	Milk	Turkey	Chicken	Pork	Egg
Aluminum	1.2E-02	4.0E-04	8.2E-05		3.0E+01	1.7E-01	2.7E-02				
Antimony	4.0E-06	1.3E-07	2.7E-08	2.8E+00	3.7E-01	5.6E-05	4.2E-05				
Arsenic	2.0E-05	6.4E-07	1.3E-07		3.7E-02	2.8E-04	1.0E-05				
Barium	3.4E-05	1.1E-06	1.0E-05	1.9E-01	6.2E-01	4.8E-04	1.4E-03	4.3E-04	1.0E-04		1.0E-02
Beryllium	2.0E-06	6.4E-08	1.3E-08	5.6E-02	7.2E-03	2.8E-05	3.0E-08				
Chromium	4.6E-04	1.5E-05	3.1E-06	2.8E+00	1.8E-01	6.4E-03	8.5E-06				
Cobalt	7.2E-07	2.3E-08	9.6E-05	6.0E-01	2.8E-02	1.0E-05	8.4E-06	4.0E-03	9.6E-04	2.5E-05	4.8E-05
Iron	2.4E-01	7.8E-03	8.1E-02	6.7E+02	4.4E+01	3.4E+00	6.1E-03	3.4E+00	8.1E-01	5.4E-01	8.1E-01
Lead	1.0E-04	3.2E-06	6.6E-07	2.1E+01	8.9E-01	1.4E-03	1.2E-03				
Manganese	1.0E-04	3.3E-06	6.9E-05	2.3E+01	8.9E-01	1.4E-03	1.0E-04	2.9E-03	6.9E-04	1.3E-03	8.3E-04
Nickel	1.6E-03	5.3E-05		9.1E+00	1.3E+00	2.3E-02	8.7E-02				
Silica											
Tetraoxo-sulfate(1-)											
Uranium	1.7E-05	5.6E-07	3.8E-04	1.6E-01	2.1E-01	2.4E-04	3.8E-04	1.6E-02	3.8E-03	6.1E-03	3.8E-03

Table 3.36 Representative concentrations of COPCs in biota derived from uptake modeling (continued)

----- AREA_CODE=a MED_NAME=UCRS Groundwater -----											
(continued)											
Analyte	Venison	Rabbit	Quail	Fish	Vegetable	Beef	Milk	Turkey	Chicken	Pork	Egg
Vanadium	8.6E-04	2.8E-05	5.7E-06	9.5E-01	1.2E+00	1.2E-02	1.1E-04				
Zinc	7.2E-03	2.3E-04	3.3E-03	2.0E+01	4.5E-01	1.0E-01	1.2E-02	1.4E-01	3.3E-02	1.8E-02	1.4E-02
1,1-Dichloroethene	9.1E-09	2.9E-10		2.2E-02	6.0E-02	1.3E-07	4.8E-08				
Bis(2-ethylhexyl)phthalate	7.2E-06	2.3E-07		3.1E+00	1.3E-02	9.9E-05	3.8E-05				
Chloroform	1.2E-07	3.8E-09		2.5E-01	4.2E-01	1.6E-06	6.2E-07				
Trichloroethene	1.9E-03	6.0E-05		3.3E+03	2.0E+03	2.6E-02	9.9E-03				
cis-1,2-Dichloroethene	9.3E-07	3.0E-08		2.1E+00	4.5E+00	1.3E-05	4.9E-06				
trans-1,2-Dichloroethene	1.2E-08	3.8E-10		5.9E-02	6.8E+00	1.6E-07	6.2E-08				
Neptunium-237	3.3E-03	1.1E-04	2.2E-05	3.6E+01	1.2E+01	4.5E-02	5.4E-04				
Radon-222	1.8E+01	5.8E-01		1.9E+05	3.8E+02	2.5E+02	4.1E+01				
Technetium-99	2.6E-02	8.3E-04	5.2E-02	1.4E+03	5.4E+05	3.6E-01	6.0E-01	2.2E+00	5.2E-01	6.6E-02	5.2E+01
----- AREA_CODE=b MED_NAME=McNairy Groundwater -----											
Analyte	Venison	Rabbit	Quail	Fish	Vegetable	Beef	Milk	Turkey	Chicken	Pork	Egg
Aluminum	4.6E-03	1.5E-04	3.0E-05		1.1E+01	6.3E-02	1.0E-02				
Antimony	1.5E-05	5.0E-07	1.0E-07	1.1E+01	1.4E+00	2.1E-04	1.6E-04				
Nitrate as Nitrogen											
Silica											
Tetraoxo-sulfate(1-)											
Trichloroethene	1.4E-05	4.4E-07		2.4E+01	1.4E+01	1.9E-04	7.1E-05				
Technetium-99	8.4E-03	2.7E-04	1.7E-02	4.7E+02	1.7E+05	1.2E-01	2.0E-01	7.0E-01	1.7E-01	2.1E-02	1.7E+01
----- AREA_CODE=b MED_NAME=RGa Groundwater -----											
Analyte	Venison	Rabbit	Quail	Fish	Vegetable	Beef	Milk	Turkey	Chicken	Pork	Egg
Aluminum	8.3E-03	2.7E-04	5.5E-05		2.0E+01	1.1E-01	1.8E-02				
Arsenic	2.4E-05	7.8E-07	1.6E-07		4.4E-02	3.3E-04	1.2E-05				
Barium	1.6E-04	5.0E-06	4.7E-05	8.7E-01	2.8E+00	2.2E-03	6.3E-03	2.0E-03	4.7E-04		4.7E-02
Beryllium	2.3E-05	7.5E-07	1.5E-07	6.4E-01	8.4E-02	3.2E-04	3.5E-07				
Cadmium	1.3E-05	4.0E-07	1.7E-04	1.7E+00	1.5E-01	1.7E-04	5.2E-04	6.9E-03	1.7E-03	8.0E-04	2.1E-04
Chromium	1.1E-03	3.6E-05	7.4E-06	6.8E+00	4.4E-01	1.5E-02	2.1E-05				
Cobalt	9.6E-06	3.1E-07	1.3E-03	8.0E+00	3.7E-01	1.3E-04	1.1E-04	5.3E-02	1.3E-02	3.3E-04	6.4E-04
Fluoride											
Iron	3.7E-01	1.2E-02	1.2E-01	1.0E+03	6.6E+01	5.1E+00	9.2E-03	5.1E+00	1.2E+00	8.1E-01	1.2E+00
Lead	6.0E-05	1.9E-06	4.0E-07	1.2E+01	5.4E-01	8.3E-04	7.4E-04				
Manganese	7.2E-04	2.3E-05	4.8E-04	1.6E+02	6.1E+00	1.0E-02	7.2E-04	2.0E-02	4.8E-03	8.8E-03	5.7E-03

Table 3.36 Representative concentrations of COPCs in biota derived from uptake modeling (continued)

----- AREA_CODE=b MED_NAME=RGa Groundwater -----											
(continued)											
Analyte	Venison	Rabbit	Quail	Fish	Vegetable	Beef	Milk	Turkey	Chicken	Pork	Egg
Mercury	1.1E-05	3.5E-07	2.2E-07	3.0E-01	7.1E-03	1.5E-04	8.5E-06	9.0E-06	2.2E-06		
Nitrate as Nitrogen											
Selenium	1.5E-03	4.9E-05	9.1E-04		6.9E-02	2.1E-02	2.5E-03	3.8E-02	9.1E-03	8.3E-03	9.1E-03
Silica											
Sulfate											
Tetraoxo-sulfate(1-)											
Tin	5.4E-03	1.7E-04		4.5E+02	3.6E+00	7.5E-02	9.0E-03				
Uranium	6.8E-06	2.2E-07	1.5E-04	6.3E-02	8.1E-02	9.4E-05	1.5E-04	6.3E-03	1.5E-03	2.4E-03	1.5E-03
Vanadium	3.6E-04	1.2E-05	2.4E-06	4.0E-01	5.2E-01	5.0E-03	4.8E-05				
Zinc	9.9E-03	3.2E-04	4.6E-03	2.7E+01	6.1E-01	1.4E-01	1.6E-02	1.9E-01	4.6E-02	2.5E-02	2.0E-02
1,1,2-Trichloroethane	1.8E-08	5.8E-10		3.9E-02	6.4E-02	2.5E-07	9.5E-08				
1,1-Dichloroethene	7.4E-09	2.4E-10		1.8E-02	4.9E-02	1.0E-07	3.9E-08				
1,2-Dichloroethane	3.1E-09	1.0E-10		8.9E-03	5.5E-02	4.3E-08	1.6E-08				
Acetone	9.8E-10	3.2E-11		7.3E-03	7.4E+00	1.4E-08	5.1E-09				
Carbon tetrachloride	9.1E-07	2.9E-08		1.3E+00	3.1E-01	1.3E-05	4.8E-06				
Chlorobenzene	1.1E-07	3.7E-09		1.6E-01	3.9E-02	1.6E-06	6.0E-07				
Chloroform	1.3E-07	4.1E-09		2.7E-01	4.5E-01	1.8E-06	6.6E-07				
Di-n-butyl phthalate	5.7E-05	1.8E-06		2.5E+01	1.1E-01	7.9E-04	3.0E-04				
Ethane											
Ethylene											
Methylene chloride	4.0E-09	1.3E-10		1.3E-02	1.4E-01	5.6E-08	2.1E-08				
Tetrachloroethene	1.1E-05	3.7E-07		1.8E+01	6.9E+00	1.6E-04	6.0E-05				
Trichloroethene	5.5E-05	1.8E-06		9.6E+01	5.9E+01	7.7E-04	2.9E-04				
Vinyl chloride	2.6E-06	8.2E-08		7.7E+00	6.3E+01	3.6E-05	1.3E-05				
cis-1,2-Dichloroethene	4.7E-06	1.5E-07		1.1E+01	2.3E+01	6.5E-05	2.5E-05				
Americium-241	1.7E-04	5.6E-06	1.7E-04	3.6E+01	1.5E+01	2.4E-03	1.1E-04	7.2E-03	1.7E-03	1.3E-03	1.2E-03
Cesium-137	1.4E-01	4.4E-03	1.8E-01	1.5E+03	8.3E+00	1.9E+00	3.8E-01	7.6E+00	1.8E+00	1.1E+00	7.3E-02
Cobalt-60	6.1E-04	1.9E-05	8.0E-02	5.0E+02	1.1E+01	8.4E-03	7.0E-03	3.4E+00	8.0E-01	2.1E-02	4.0E-02
Plutonium-239	4.4E-06	1.4E-07	8.7E-06	3.6E+00	1.6E+00	6.1E-05	8.0E-06	3.6E-04	8.7E-05	5.9E-05	1.5E-05
Radium-226	2.4E-01	7.7E-03		2.6E+03	7.7E+01	3.3E+00	9.4E-01				
Radon-222	4.7E+00	1.5E-01		5.0E+04	1.0E+02	6.5E+01	1.1E+01				
Technetium-99	1.5E-01	4.8E-03	3.0E-01	8.3E+03	3.1E+06	2.1E+00	3.5E+00	1.2E+01	3.0E+00	3.8E-01	3.0E+02
Thorium-230	2.9E-04	9.4E-06	2.0E-06	8.1E+01	1.1E+01	4.1E-03	2.4E-04				
Uranium-234	3.6E-03	1.2E-04	8.0E-02	3.3E+01	4.3E+01	5.0E-02	8.0E-02	3.3E+00	8.0E-01	1.3E+00	8.0E-01
Uranium-235	6.3E-04	2.0E-05	1.0E-02	4.8E+01	5.7E+00	8.7E-03	1.1E-02	4.4E-01	1.0E-01	1.7E-01	1.0E-01
Uranium-235/236	2.3E-04	7.3E-06	3.8E-03	1.7E+01	2.0E+00	3.1E-03	3.8E-03	1.6E-01	3.8E-02	6.0E-02	3.8E-02
Uranium-238	7.8E-03	2.5E-04	1.2E-01	6.7E+02	6.7E+01	1.1E-01	1.3E-01	5.1E+00	1.2E+00	2.0E+00	1.2E+00

Table 3.36 Representative concentrations of COPCs in biota derived from uptake modeling (continued)

----- AREA_CODE=b MED_NAME=UCRS Groundwater -----

Analyte	Venison	Rabbit	Quail	Fish	Vegetable	Beef	Milk	Turkey	Chicken	Pork	Egg
Aluminum	1.4E-02	4.4E-04	9.0E-05		3.3E+01	1.9E-01	3.0E-02				
Arsenic	1.3E-04	4.2E-06	8.7E-07		2.4E-01	1.8E-03	6.5E-05				
Barium	1.3E-04	4.1E-06	3.8E-05	7.0E-01	2.3E+00	1.7E-03	5.0E-03	1.6E-03	3.8E-04		3.8E-02
Beryllium	1.4E-06	4.6E-08	9.6E-09	4.0E-02	5.2E-03	2.0E-05	2.2E-08				
Cadmium	9.2E-06	3.0E-07	1.2E-04	1.3E+00	1.1E-01	1.3E-04	3.8E-04	5.1E-03	1.2E-03	5.9E-04	1.5E-04
Chromium	1.2E-03	3.9E-05	8.1E-06	7.5E+00	4.8E-01	1.7E-02	2.2E-05				
Cobalt	2.7E-06	8.7E-08	3.6E-04	2.3E+00	1.0E-01	3.8E-05	3.2E-05	1.5E-02	3.6E-03	9.2E-05	1.8E-04
Fluoride											
Iron	2.4E-01	7.6E-03	7.9E-02	6.6E+02	4.3E+01	3.3E+00	5.9E-03	3.3E+00	7.9E-01	5.2E-01	7.9E-01
Lead	2.6E-06	8.4E-08	1.7E-08	5.4E-01	2.3E-02	3.6E-05	3.2E-05				
Manganese	4.6E-04	1.5E-05	3.0E-04	1.0E+02	3.9E+00	6.3E-03	4.6E-04	1.3E-02	3.0E-03	5.6E-03	3.7E-03
Mercury	1.1E-05	3.5E-07	2.2E-07	3.0E-01	7.1E-03	1.5E-04	8.5E-06	9.0E-06	2.2E-06		
Molybdenum	3.6E-05	1.2E-06	2.4E-04	1.0E-01	1.6E-01	5.0E-04	1.0E-03	1.0E-02	2.4E-03		2.2E-03
Nickel	5.6E-03	1.8E-04		3.1E+01	4.6E+00	7.8E-02	3.0E-01				
Nitrate as Nitrogen											
Selenium	9.4E-04	3.0E-05	5.7E-04		4.3E-02	1.3E-02	1.6E-03	2.4E-02	5.7E-03	5.1E-03	5.7E-03
Silica											
Sulfate											
Tetraoxo-sulfate(1-)											
Thallium	3.3E-03	1.1E-04	2.2E-05		3.0E-01	4.6E-02	2.8E-03				
Tin	9.4E-04	3.0E-05		7.8E+01	6.2E-01	1.3E-02	1.6E-03				
Uranium	8.2E-06	2.6E-07	1.8E-04	7.6E-02	9.8E-02	1.1E-04	1.8E-04	7.6E-03	1.8E-03	2.9E-03	1.8E-03
Vanadium	8.8E-04	2.8E-05	5.9E-06	9.8E-01	1.3E+00	1.2E-02	1.2E-04				
Zinc	7.0E-03	2.2E-04	3.2E-03	1.9E+01	4.3E-01	9.7E-02	1.2E-02	1.4E-01	3.2E-02	1.8E-02	1.4E-02
1,1-Dichloroethene	1.5E-08	4.8E-10		3.6E-02	9.8E-02	2.0E-07	7.8E-08				
1,2-Dichloroethene	2.3E-09	7.3E-11		1.1E-02	1.3E+00	3.2E-08	1.2E-08				
2,4-Dimethylphenol	5.1E-08	1.7E-09		9.4E-02	7.3E-02	7.1E-07	2.7E-07				
Benzene	8.9E-08	2.8E-09		1.8E-01	2.3E-01	1.2E-06	4.7E-07				
Chloroethane	4.8E-07	1.6E-08		1.5E+00	1.2E+01	6.7E-06	2.5E-06				
Di-n-butyl phthalate	4.1E-06	1.3E-07		1.8E+00	7.6E-03	5.7E-05	2.1E-05				
Dimethylbenzene	1.3E-06	4.2E-08		1.4E+00	1.2E-01	1.8E-05	6.8E-06				
Ethane											
Ethylbenzene	9.9E-08	3.2E-09		1.2E-01	1.5E-02	1.4E-06	5.2E-07				
Ethylene											
Isophorone	1.9E-08	6.2E-10		4.9E-02	1.8E-01	2.7E-07	1.0E-07				
Trichloroethene	6.5E-04	2.1E-05		1.1E+03	6.9E+02	8.9E-03	3.4E-03				
Vinyl chloride	2.0E-07	6.5E-09		6.1E-01	5.0E+00	2.8E-06	1.1E-06				
cis-1,2-Dichloroethene	8.0E-06	2.6E-07		1.8E+01	3.9E+01	1.1E-04	4.2E-05				
trans-1,2-Dichloroethene	1.4E-09	4.5E-11		7.0E-03	8.1E-01	1.9E-08	7.3E-09				
Americium-241	3.6E-05	1.2E-06	3.6E-05	7.5E+00	3.2E+00	5.0E-04	2.3E-05	1.5E-03	3.6E-04	2.6E-04	2.4E-04
Cobalt-60	3.0E-04	9.7E-06	4.0E-02	2.5E+02	5.3E+00	4.2E-03	3.5E-03	1.7E+00	4.0E-01	1.0E-02	2.0E-02
Neptunium-237	2.1E-04	6.9E-06	1.4E-06	2.3E+00	7.7E-01	3.0E-03	3.5E-05				

Table 3.36 Representative concentrations of COPCs in biota derived from uptake modeling (continued)

----- AREA_CODE=b MED_NAME=UCRS Groundwater -----											
(continued)											
Analyte	Venison	Rabbit	Quail	Fish	Vegetable	Beef	Milk	Turkey	Chicken	Pork	Egg
Plutonium-239	2.7E-05	8.8E-07	5.5E-05	2.3E+01	9.8E+00	3.8E-04	5.0E-05	2.3E-03	5.5E-04	3.7E-04	9.1E-05
Radium-226	9.7E-03	3.1E-04		1.1E+02	3.1E+00	1.3E-01	3.8E-02				
Radon-222	2.0E+01	6.5E-01		2.1E+05	4.3E+02	2.8E+02	4.6E+01				
Technetium-99	8.3E-02	2.7E-03	1.7E-01	4.6E+03	1.7E+06	1.2E+00	1.9E+00	6.9E+00	1.7E+00	2.1E-01	1.7E+02
Uranium-234	4.4E-03	1.4E-04	9.8E-02	4.1E+01	5.3E+01	6.2E-02	9.8E-02	4.1E+00	9.8E-01	1.6E+00	9.8E-01
Uranium-235	9.5E-04	3.1E-05	1.6E-02	7.3E+01	8.6E+00	1.3E-02	1.6E-02	6.6E-01	1.6E-01	2.5E-01	1.6E-01
Uranium-235/236	1.2E-04	3.7E-06	1.9E-03	8.8E+00	1.0E+00	1.6E-03	1.9E-03	8.0E-02	1.9E-02	3.0E-02	1.9E-02
Uranium-238	5.3E-02	1.7E-03	8.4E-01	4.5E+03	4.5E+02	7.3E-01	8.7E-01	3.5E+01	8.4E+00	1.3E+01	8.4E+00
----- AREA_CODE=c MED_NAME=RGa Groundwater -----											
Analyte	Venison	Rabbit	Quail	Fish	Vegetable	Beef	Milk	Turkey	Chicken	Pork	Egg
Aluminum	2.0E-02	6.5E-04	1.3E-04		4.9E+01	2.8E-01	4.5E-02				
Barium	8.3E-05	2.7E-06	2.5E-05	4.6E-01	1.5E+00	1.2E-03	3.3E-03	1.0E-03	2.5E-04		2.5E-02
Chromium	6.8E-03	2.2E-04	4.5E-05	4.2E+01	2.7E+00	9.4E-02	1.3E-04				
Iron	4.9E-01	1.6E-02	1.6E-01	1.3E+03	8.7E+01	6.7E+00	1.2E-02	6.7E+00	1.6E+00	1.1E+00	1.6E+00
Manganese	5.4E-04	1.7E-05	3.6E-04	1.2E+02	4.6E+00	7.5E-03	5.4E-04	1.5E-02	3.6E-03	6.6E-03	4.3E-03
Molybdenum	1.3E-04	4.3E-06	8.9E-04	3.7E-01	5.9E-01	1.9E-03	3.8E-03	3.7E-02	8.9E-03		8.0E-03
Silica											
Sulfate											
Tetraoxo-sulfate(1-)											
Zinc	1.2E-02	3.9E-04	5.6E-03	3.3E+01	7.5E-01	1.7E-01	2.0E-02	2.3E-01	5.6E-02	3.1E-02	2.4E-02
1,1-Dichloroethene	5.2E-08	1.7E-09		1.3E-01	3.5E-01	7.2E-07	2.7E-07				
Chloroform	4.5E-08	1.5E-09		9.7E-02	1.6E-01	6.3E-07	2.4E-07				
Trichloroethene	9.5E-06	3.0E-07		1.6E+01	1.0E+01	1.3E-04	5.0E-05				
cis-1,2-Dichloroethene	4.4E-08	1.4E-09		1.0E-01	2.1E-01	6.1E-07	2.3E-07				
Radon-222	2.8E+01	9.1E-01		3.0E+05	6.0E+02	3.9E+02	6.4E+01				
Technetium-99	8.2E-02	2.6E-03	1.6E-01	4.5E+03	1.7E+06	1.1E+00	1.9E+00	6.8E+00	1.6E+00	2.1E-01	1.6E+02
----- AREA_CODE=c MED_NAME=UCRS Groundwater -----											
Analyte	Venison	Rabbit	Quail	Fish	Vegetable	Beef	Milk	Turkey	Chicken	Pork	Egg
Aluminum	9.9E-03	3.2E-04	6.6E-05		2.4E+01	1.4E-01	2.2E-02				
Barium	4.8E-05	1.5E-06	1.4E-05	2.6E-01	8.6E-01	6.6E-04	1.9E-03	6.0E-04	1.4E-04		1.4E-02
Iron	1.4E-01	4.4E-03	4.6E-02	3.8E+02	2.5E+01	1.9E+00	3.4E-03	1.9E+00	4.6E-01	3.0E-01	4.6E-01
Manganese	2.4E-04	7.6E-06	1.6E-04	5.3E+01	2.0E+00	3.3E-03	2.4E-04	6.6E-03	1.6E-03	2.9E-03	1.9E-03
Silica											

Table 3.36 Representative concentrations of COPCs in biota derived from uptake modeling (continued)

----- AREA_CODE=c MED_NAME=UCRS Groundwater -----											
(continued)											
Analyte	Venison	Rabbit	Quail	Fish	Vegetable	Beef	Milk	Turkey	Chicken	Pork	Egg
Tetraoxo-sulfate(1-)											
Vanadium	3.0E-04	9.6E-06	2.0E-06	3.3E-01	4.3E-01	4.2E-03	4.0E-05				
Zinc	8.2E-03	2.6E-04	3.8E-03	2.3E+01	5.1E-01	1.1E-01	1.4E-02	1.6E-01	3.8E-02	2.1E-02	1.6E-02
Benzene	1.1E-08	3.7E-10		2.3E-02	3.0E-02	1.6E-07	6.0E-08				
Chloroform	1.1E-07	3.5E-09		2.3E-01	3.8E-01	1.5E-06	5.7E-07				
Trichloroethene	6.3E-08	2.0E-09		1.1E-01	6.7E-02	8.7E-07	3.3E-07				
Technetium-99	2.1E-02	6.8E-04	4.2E-02	1.2E+03	4.4E+05	3.0E-01	5.0E-01	1.8E+00	4.2E-01	5.4E-02	4.2E+01
----- AREA_CODE=d MED_NAME=McNairy Groundwater -----											
Analyte	Venison	Rabbit	Quail	Fish	Vegetable	Beef	Milk	Turkey	Chicken	Pork	Egg
Silica											
Tetraoxo-sulfate(1-)											
Thallium	4.8E-02	1.6E-03	3.2E-04		4.3E+00	6.7E-01	4.0E-02				
Zinc	5.0E-02	1.6E-03	2.3E-02	1.4E+02	3.1E+00	6.9E-01	8.3E-02	9.7E-01	2.3E-01	1.3E-01	1.0E-01
Trichloroethene	3.8E-08	1.2E-09		6.6E-02	4.0E-02	5.3E-07	2.0E-07				
----- AREA_CODE=d MED_NAME=Other Groundwater -----											
Analyte	Venison	Rabbit	Quail	Fish	Vegetable	Beef	Milk	Turkey	Chicken	Pork	Egg
Methylene chloride	9.0E-09	2.9E-10		2.9E-02	3.1E-01	1.2E-07	4.7E-08				
----- AREA_CODE=d MED_NAME=RGA Groundwater -----											
Analyte	Venison	Rabbit	Quail	Fish	Vegetable	Beef	Milk	Turkey	Chicken	Pork	Egg
Aluminum	6.7E-03	2.2E-04	4.5E-05		1.6E+01	9.3E-02	1.5E-02				
Arsenic	2.9E-05	9.2E-07	1.9E-07		5.3E-02	4.0E-04	1.4E-05				
Barium	1.8E-04	5.8E-06	5.4E-05	9.9E-01	3.2E+00	2.5E-03	7.2E-03	2.2E-03	5.4E-04		5.4E-02
Chromium	1.1E-03	3.7E-05	7.6E-06	7.0E+00	4.5E-01	1.6E-02	2.1E-05				
Cobalt	8.5E-06	2.7E-07	1.1E-03	7.1E+00	3.3E-01	1.2E-04	9.9E-05	4.7E-02	1.1E-02	2.9E-04	5.7E-04
Fluoride											
Iron	1.5E-01	4.7E-03	4.9E-02	4.1E+02	2.6E+01	2.0E+00	3.7E-03	2.0E+00	4.9E-01	3.2E-01	4.9E-01
Lead	9.7E-05	3.1E-06	6.5E-07	2.0E+01	8.7E-01	1.3E-03	1.2E-03				
Manganese	2.1E-03	6.7E-05	1.4E-03	4.7E+02	1.8E+01	2.9E-02	2.1E-03	5.8E-02	1.4E-02	2.6E-02	1.7E-02
Silica											

Table 3.36 Representative concentrations of COPCs in biota derived from uptake modeling (continued)

----- AREA_CODE=d MED_NAME=RGa Groundwater -----
(continued)

Analyte	Venison	Rabbit	Quail	Fish	Vegetable	Beef	Milk	Turkey	Chicken	Pork	Egg
Tetraoxo-sulfate(1-)											
Tin	2.9E-02	9.3E-04		2.4E+03	1.9E+01	4.0E-01	4.8E-02				
Uranium	2.4E-06	7.9E-08	5.4E-05	2.3E-02	2.9E-02	3.4E-05	5.4E-05	2.3E-03	5.4E-04	8.6E-04	5.4E-04
Vanadium	5.7E-04	1.8E-05	3.8E-06	6.3E-01	8.2E-01	7.9E-03	7.6E-05				
Zinc	7.5E-03	2.4E-04	3.5E-03	2.1E+01	4.7E-01	1.0E-01	1.2E-02	1.5E-01	3.5E-02	1.9E-02	1.5E-02
Bis(2-ethylhexyl)phthalate	1.4E-05	4.6E-07		6.2E+00	2.7E-02	2.0E-04	7.5E-05				
Butyl benzyl phthalate	7.2E-06	2.3E-07		3.1E+00	1.3E-02	9.9E-05	3.8E-05				
Di-n-butyl phthalate	5.2E-05	1.7E-06		2.3E+01	9.7E-02	7.3E-04	2.8E-04				
Dimethylbenzene	1.4E-05	4.7E-07		1.5E+01	1.3E+00	2.0E-04	7.6E-05				
Ethylbenzene	4.5E-06	1.4E-07		5.3E+00	6.9E-01	6.2E-05	2.4E-05				
Methylene chloride	7.4E-08	2.4E-09		2.4E-01	2.5E+00	1.0E-06	3.9E-07				
Tetrachloroethene	1.8E-07	5.8E-09		2.8E-01	1.1E-01	2.5E-06	9.4E-07				
Trichloroethene	1.9E-05	6.2E-07		3.4E+01	2.1E+01	2.7E-04	1.0E-04				
cis-1,2-Dichloroethene	2.1E-07	6.7E-09		4.7E-01	1.0E+00	2.9E-06	1.1E-06				
Americium-241	7.2E-05	2.3E-06	7.2E-05	1.5E+01	6.4E+00	1.0E-03	4.5E-05	3.0E-03	7.2E-04	5.2E-04	4.8E-04
Cesium-137	2.1E+00	6.6E-02	2.7E+00	2.3E+04	1.2E+02	2.9E+01	5.7E+00	1.1E+02	2.7E+01	1.7E+01	1.1E+00
Cobalt-60	7.2E-05	2.3E-06	9.6E-03	6.0E+01	1.3E+00	1.0E-03	8.4E-04	4.0E-01	9.6E-02	2.5E-03	4.8E-03
Plutonium-239	6.6E-07	2.1E-08	1.3E-06	5.5E-01	2.4E-01	9.2E-06	1.2E-06	5.5E-05	1.3E-05	9.0E-06	2.2E-06
Radium-226	4.1E-02	1.3E-03		4.5E+02	1.3E+01	5.7E-01	1.6E-01				
Radon-222	1.5E+01	4.7E-01		1.5E+05	3.1E+02	2.0E+02	3.3E+01				
Technetium-99	8.4E-03	2.7E-04	1.7E-02	4.7E+02	1.7E+05	1.2E-01	2.0E-01	7.0E-01	1.7E-01	2.1E-02	1.7E+01
Uranium-234	1.2E-03	4.0E-05	2.7E-02	1.1E+01	1.5E+01	1.7E-02	2.7E-02	1.1E+00	2.7E-01	4.3E-01	2.7E-01
Uranium-238	2.4E-03	7.7E-05	3.8E-02	2.1E+02	2.1E+01	3.3E-02	3.9E-02	1.6E+00	3.8E-01	6.0E-01	3.8E-01

----- AREA_CODE=d MED_NAME=UCRS Groundwater -----

Analyte	Venison	Rabbit	Quail	Fish	Vegetable	Beef	Milk	Turkey	Chicken	Pork	Egg
Aluminum	2.5E-02	8.1E-04	1.7E-04		6.1E+01	3.5E-01	5.6E-02				
Ammonia as Nitrogen	6.4E-09	2.1E-10		4.2E-02	2.1E+01	8.9E-08	3.4E-08				
Antimony	3.7E-06	1.2E-07	2.5E-08	2.6E+00	3.4E-01	5.1E-05	3.9E-05				
Arsenic	2.7E-05	8.5E-07	1.8E-07		4.9E-02	3.7E-04	1.3E-05				
Barium	1.8E-04	5.9E-06	5.5E-05	1.0E+00	3.3E+00	2.5E-03	7.3E-03	2.3E-03	5.5E-04		5.5E-02
Beryllium	6.1E-06	2.0E-07	4.1E-08	1.7E-01	2.2E-02	8.5E-05	9.2E-08				
Cadmium	1.7E-05	5.6E-07	2.3E-04	2.4E+00	2.1E-01	2.4E-04	7.2E-04	9.6E-03	2.3E-03	1.1E-03	2.9E-04
Chromium	9.2E-04	2.9E-05	6.1E-06	5.6E+00	3.6E-01	1.3E-02	1.7E-05				
Cobalt	8.8E-06	2.8E-07	1.2E-03	7.3E+00	3.3E-01	1.2E-04	1.0E-04	4.9E-02	1.2E-02	3.0E-04	5.8E-04
Fluoride											
Iron	5.4E+00	1.7E-01	1.8E+00	1.5E+04	9.8E+02	7.5E+01	1.4E-01	7.5E+01	1.8E+01	1.2E+01	1.8E+01
Kjeldahl Nitrogen											

Table 3.36 Representative concentrations of COPCs in biota derived from uptake modeling (continued)

----- AREA_CODE=d MED_NAME=UCRS Groundwater -----
(continued)

Analyte	Venison	Rabbit	Quail	Fish	Vegetable	Beef	Milk	Turkey	Chicken	Pork	Egg
Lead	5.0E-05	1.6E-06	3.3E-07	1.0E+01	4.5E-01	6.9E-04	6.2E-04				
Manganese	4.9E-02	1.6E-03	3.2E-02	1.1E+04	4.2E+02	6.8E-01	4.9E-02	1.4E+00	3.2E-01	6.0E-01	3.9E-01
Mercury	3.8E-06	1.2E-07	7.5E-08	1.0E-01	2.5E-03	5.2E-05	3.0E-06	3.1E-06	7.5E-07		
Nickel	6.2E-04	2.0E-05		3.4E+00	5.0E-01	8.6E-03	3.3E-02				
Nitrate as Nitrogen											
Nitrate/Nitrite											
Orthophosphate											
Selenium	1.2E-03	3.9E-05	7.2E-04		5.5E-02	1.7E-02	2.0E-03	3.0E-02	7.2E-03	6.5E-03	7.2E-03
Silica											
Strontium	3.7E-02	1.2E-03	2.5E-03	7.7E+01	2.6E+01	5.2E-01	2.2E-01	1.0E-01	2.5E-02	3.2E-01	6.2E-02
Sulfate											
Sulfide											
Tetraoxo-sulfate(1-)											
Uranium	3.7E-05	1.2E-06	8.2E-04	3.4E-01	4.4E-01	5.1E-04	8.2E-04	3.4E-02	8.2E-03	1.3E-02	8.2E-03
Vanadium	1.7E-03	5.6E-05	1.2E-05	1.9E+00	2.5E+00	2.4E-02	2.3E-04				
Zinc	7.9E-03	2.6E-04	3.7E-03	2.2E+01	4.9E-01	1.1E-01	1.3E-02	1.5E-01	3.7E-02	2.0E-02	1.6E-02
1,1-Dichloroethene	8.6E-08	2.8E-09		2.1E-01	5.7E-01	1.2E-06	4.5E-07				
1,2-Dichloroethane	5.7E-09	1.8E-10		1.6E-02	1.0E-01	7.9E-08	3.0E-08				
1,2-Dichloroethene	6.8E-10	2.2E-11		3.4E-03	3.9E-01	9.4E-09	3.6E-09				
Benzene	5.7E-08	1.8E-09		1.2E-01	1.5E-01	7.9E-07	3.0E-07				
Dimethylbenzene	2.5E-05	8.0E-07		2.6E+01	2.3E+00	3.5E-04	1.3E-04				
Ethylbenzene	1.1E-05	3.6E-07		1.3E+01	1.7E+00	1.6E-04	5.9E-05				
Fluorene	1.0E-05	3.3E-07		5.9E+00	6.3E-02	1.4E-04	5.4E-05				
Methylene chloride	1.1E-08	3.5E-10		3.5E-02	3.7E-01	1.5E-07	5.7E-08				
Naphthalene	1.3E-06	4.2E-08		1.4E+00	1.2E-01	1.8E-05	6.9E-06				
Phenanthrene	1.6E-05	5.1E-07	2.8E-05	8.2E+00	6.0E-02	2.2E-04	8.4E-05				
Trichloroethene	1.1E-04	3.6E-06		2.0E+02	1.2E+02	1.6E-03	5.9E-04				
cis-1,2-Dichloroethene	5.3E-08	1.7E-09		1.2E-01	2.6E-01	7.3E-07	2.8E-07				
Neptunium-237	8.6E-03	2.8E-04	5.7E-05	9.5E+01	3.1E+01	1.2E-01	1.4E-03				
Radon-222	8.8E+00	2.8E-01		9.3E+04	1.9E+02	1.2E+02	2.0E+01				
Technetium-99	2.3E-02	7.3E-04	4.6E-02	1.3E+03	4.7E+05	3.2E-01	5.3E-01	1.9E+00	4.6E-01	5.8E-02	4.6E+01
Thorium-228	1.2E-01	3.8E-03	1.5E-06	3.6E+02	3.0E+00	1.7E+00	1.8E-01				
Uranium-234	1.3E-02	4.2E-04	2.9E-01	1.2E+02	1.6E+02	1.8E-01	2.9E-01	1.2E+01	2.9E+00	4.6E+00	2.9E+00
Uranium-235	1.8E-03	5.7E-05	2.9E-02	1.3E+02	1.6E+01	2.4E-02	3.0E-02	1.2E+00	2.9E-01	4.6E-01	2.9E-01
Uranium-238	4.1E-02	1.3E-03	6.4E-01	3.5E+03	3.5E+02	5.6E-01	6.7E-01	2.7E+01	6.4E+00	1.0E+01	6.4E+00

Table 3.36 Representative concentrations of COPCs in biota derived from uptake modeling (continued)

----- AREA_CODE=e MED_NAME=McNairy Groundwater -----

Analyte	Venison	Rabbit	Quail	Fish	Vegetable	Beef	Milk	Turkey	Chicken	Pork	Egg
Aluminum	4.8E-03	1.5E-04	3.2E-05		1.2E+01	6.7E-02	1.1E-02				
Arsenic	1.0E-04	3.4E-06	7.0E-07		1.9E-01	1.4E-03	5.2E-05				
Barium	2.0E-04	6.5E-06	6.0E-05	1.1E+00	3.6E+00	2.8E-03	8.0E-03	2.5E-03	6.0E-04		6.0E-02
Beryllium	3.7E-05	1.2E-06	2.5E-07	1.0E+00	1.3E-01	5.1E-04	5.5E-07				
Cadmium	3.0E-05	9.7E-07	4.0E-04	4.2E+00	3.7E-01	4.2E-04	1.3E-03	1.7E-02	4.0E-03	1.9E-03	5.0E-04
Chromium	4.0E-03	1.3E-04	2.6E-05	2.4E+01	1.6E+00	5.5E-02	7.3E-05				
Cobalt	1.4E-05	4.5E-07	1.9E-03	1.2E+01	5.3E-01	1.9E-04	1.6E-04	7.8E-02	1.9E-02	4.8E-04	9.3E-04
Fluoride											
Iron	1.1E+00	3.5E-02	3.6E-01	3.0E+03	1.9E+02	1.5E+01	2.7E-02	1.5E+01	3.6E+00	2.4E+00	3.6E+00
Manganese	9.1E-04	2.9E-05	6.0E-04	2.0E+02	7.7E+00	1.3E-02	9.1E-04	2.5E-02	6.0E-03	1.1E-02	7.2E-03
Nickel	9.5E-04	3.1E-05		5.3E+00	7.8E-01	1.3E-02	5.1E-02				
Silica											
Sulfate											
Tetraoxo-sulfate(1-)											
Uranium	5.4E-06	1.7E-07	1.2E-04	5.0E-02	6.4E-02	7.5E-05	1.2E-04	5.0E-03	1.2E-03	1.9E-03	1.2E-03
Vanadium	4.1E-03	1.3E-04	2.7E-05	4.5E+00	5.9E+00	5.7E-02	5.4E-04				
Zinc	5.8E-02	1.9E-03	2.7E-02	1.6E+02	3.6E+00	8.1E-01	9.7E-02	1.1E+00	2.7E-01	1.5E-01	1.2E-01
Trichloroethene	4.2E-08	1.3E-09		7.3E-02	4.5E-02	5.8E-07	2.2E-07				
Radon-222	5.4E+00	1.7E-01		5.7E+04	1.1E+02	7.5E+01	1.2E+01				
Technetium-99	4.3E-03	1.4E-04	8.5E-03	2.4E+02	8.8E+04	5.9E-02	9.9E-02	3.5E-01	8.5E-02	1.1E-02	8.5E+00

----- AREA_CODE=e MED_NAME=RGH Groundwater -----

Analyte	Venison	Rabbit	Quail	Fish	Vegetable	Beef	Milk	Turkey	Chicken	Pork	Egg
Aluminum	3.4E-03	1.1E-04	2.3E-05		8.2E+00	4.7E-02	7.6E-03				
Arsenic	1.8E-05	5.8E-07	1.2E-07		3.3E-02	2.5E-04	9.1E-06				
Barium	1.3E-04	4.3E-06	4.0E-05	7.4E-01	2.4E+00	1.9E-03	5.4E-03	1.7E-03	4.0E-04		4.0E-02
Beryllium	2.2E-05	6.9E-07	1.4E-07	6.0E-01	7.8E-02	3.0E-04	3.2E-07				
Cadmium	2.3E-05	7.5E-07	3.1E-04	3.2E+00	2.9E-01	3.2E-04	9.7E-04	1.3E-02	3.1E-03	1.5E-03	3.9E-04
Cobalt	9.6E-06	3.1E-07	1.3E-03	8.0E+00	3.6E-01	1.3E-04	1.1E-04	5.3E-02	1.3E-02	3.3E-04	6.4E-04
Copper	1.3E-03	4.0E-05	4.6E-04	7.7E+00	6.1E-01	1.7E-02	3.5E-03	1.9E-02	4.6E-03	5.2E-03	4.6E-03
Fluoride											
Iron	2.0E-01	6.5E-03	6.8E-02	5.6E+02	3.6E+01	2.8E+00	5.1E-03	2.8E+00	6.8E-01	4.5E-01	6.8E-01
Manganese	1.2E-04	3.9E-06	8.0E-05	2.7E+01	1.0E+00	1.7E-03	1.2E-04	3.3E-03	8.0E-04	1.5E-03	9.6E-04
Molybdenum	1.1E-04	3.4E-06	7.1E-04	2.9E-01	4.6E-01	1.5E-03	3.0E-03	2.9E-02	7.1E-03		6.4E-03
Silica											
Silver	3.9E-04	1.3E-05	1.7E-03	1.8E-01	4.7E-01	5.4E-03	1.1E-04	7.2E-02	1.7E-02	4.4E-03	
Sulfate											
Tetraoxo-sulfate(1-)											
Thallium	1.2E-02	4.0E-04	8.2E-05		1.1E+00	1.7E-01	1.0E-02				

Table 3.36 Representative concentrations of COPCs in biota derived from uptake modeling (continued)

----- AREA_CODE=e MED_NAME=RGa Groundwater -----
(continued)

Analyte	Venison	Rabbit	Quail	Fish	Vegetable	Beef	Milk	Turkey	Chicken	Pork	Egg
Uranium	1.4E-06	4.5E-08	3.1E-05	1.3E-02	1.7E-02	1.9E-05	3.1E-05	1.3E-03	3.1E-04	4.9E-04	3.1E-04
Vanadium	7.4E-04	2.4E-05	4.9E-06	8.2E-01	1.1E+00	1.0E-02	9.8E-05				
Zinc	1.3E-02	4.1E-04	6.0E-03	3.5E+01	7.9E-01	1.8E-01	2.1E-02	2.5E-01	6.0E-02	3.3E-02	2.6E-02
2-Butanone	2.9E-08	9.2E-10		1.6E-01	3.5E+01	4.0E-07	1.5E-07				
Dimethylbenzene	1.1E-06	3.5E-08		1.1E+00	9.8E-02	1.5E-05	5.7E-06				
Trichloroethene	3.2E-05	1.0E-06		5.5E+01	3.4E+01	4.4E-04	1.7E-04				
trans-1,2-Dichloroethene	1.4E-09	4.4E-11		6.8E-03	7.9E-01	1.9E-08	7.2E-09				
Cobalt-60	2.9E-04	9.3E-06	3.8E-02	2.4E+02	5.1E+00	4.0E-03	3.4E-03	1.6E+00	3.8E-01	9.8E-03	1.9E-02
Radon-222	7.8E+00	2.5E-01		8.2E+04	1.7E+02	1.1E+02	1.8E+01				
Technetium-99	1.7E-01	5.3E-03	3.3E-01	9.2E+03	3.4E+06	2.3E+00	3.9E+00	1.4E+01	3.3E+00	4.2E-01	3.3E+02
Thorium-230	1.2E-04	4.0E-06	8.2E-07	3.4E+01	4.4E+00	1.7E-03	1.0E-04				

----- AREA_CODE=e MED_NAME=UCRS Groundwater -----

Analyte	Venison	Rabbit	Quail	Fish	Vegetable	Beef	Milk	Turkey	Chicken	Pork	Egg
Aluminum	2.3E-02	7.4E-04	1.5E-04		5.5E+01	3.2E-01	5.1E-02				
Arsenic	2.3E-05	7.5E-07	1.6E-07		4.3E-02	3.3E-04	1.2E-05				
Barium	3.2E-04	1.0E-05	9.6E-05	1.8E+00	5.8E+00	4.4E-03	1.3E-02	4.0E-03	9.6E-04		9.6E-02
Chromium	1.5E-03	4.8E-05	9.9E-06	9.1E+00	5.9E-01	2.1E-02	2.7E-05				
Fluoride											
Iron	3.3E-01	1.0E-02	1.1E-01	9.0E+02	5.8E+01	4.5E+00	8.1E-03	4.5E+00	1.1E+00	7.2E-01	1.1E+00
Manganese	1.1E-04	3.6E-06	7.4E-05	2.5E+01	9.5E-01	1.5E-03	1.1E-04	3.1E-03	7.4E-04	1.4E-03	8.9E-04
Nickel	2.9E-03	9.4E-05		1.6E+01	2.4E+00	4.0E-02	1.6E-01				
Silica											
Sulfate											
Tetraoxo-sulfate(1-)											
Vanadium	4.2E-03	1.3E-04	2.8E-05	4.6E+00	6.0E+00	5.8E-02	5.6E-04				
Zinc	3.7E-02	1.2E-03	1.7E-02	1.0E+02	2.3E+00	5.2E-01	6.2E-02	7.3E-01	1.7E-01	9.6E-02	7.5E-02
Trichloroethene	3.0E-08	9.5E-10		5.1E-02	3.2E-02	4.1E-07	1.6E-07				
Radon-222	3.2E+00	1.0E-01		3.4E+04	6.8E+01	4.5E+01	7.3E+00				

----- AREA_CODE=f MED_NAME=McNairy Groundwater -----

Analyte	Venison	Rabbit	Quail	Fish	Vegetable	Beef	Milk	Turkey	Chicken	Pork	Egg
Barium	1.3E-04	4.0E-06	3.8E-05	6.9E-01	2.3E+00	1.7E-03	5.0E-03	1.6E-03	3.8E-04		3.8E-02
Tetraoxo-sulfate(1-)											
Zinc	4.2E-02	1.3E-03	1.9E-02	1.2E+02	2.6E+00	5.8E-01	6.9E-02	8.1E-01	1.9E-01	1.1E-01	8.3E-02

Table 3.36 Representative concentrations of COPCs in biota derived from uptake modeling (continued)

----- AREA_CODE=f MED_NAME=RGA Groundwater -----											
Analyte	Venison	Rabbit	Quail	Fish	Vegetable	Beef	Milk	Turkey	Chicken	Pork	Egg
Aluminum	2.9E-03	9.3E-05	1.9E-05		7.0E+00	4.0E-02	6.4E-03				
Arsenic	1.9E-05	6.0E-07	1.2E-07		3.5E-02	2.6E-04	9.4E-06				
Barium	2.0E-04	6.6E-06	6.1E-05	1.1E+00	3.7E+00	2.8E-03	8.2E-03	2.5E-03	6.1E-04		6.1E-02
Cadmium	4.2E-05	1.4E-06	5.6E-04	5.8E+00	5.2E-01	5.8E-04	1.7E-03	2.3E-02	5.6E-03	2.7E-03	7.0E-04
Chromium	2.7E-03	8.7E-05	1.8E-05	1.7E+01	1.1E+00	3.8E-02	5.0E-05				
Copper	9.6E-04	3.1E-05	3.6E-04	5.9E+00	4.7E-01	1.3E-02	2.7E-03	1.5E-02	3.6E-03	4.0E-03	3.6E-03
Iron	9.4E-02	3.0E-03	3.1E-02	2.6E+02	1.7E+01	1.3E+00	2.3E-03	1.3E+00	3.1E-01	2.1E-01	3.1E-01
Manganese	1.3E-04	4.2E-06	8.6E-05	2.9E+01	1.1E+00	1.8E-03	1.3E-04	3.6E-03	8.6E-04	1.6E-03	1.0E-03
Silica Sulfate											
Tetraoxo-sulfate(1-)											
Vanadium	6.6E-04	2.1E-05	4.4E-06	7.3E-01	9.5E-01	9.2E-03	8.8E-05				
Zinc	6.5E-03	2.1E-04	3.0E-03	1.8E+01	4.0E-01	9.0E-02	1.1E-02	1.3E-01	3.0E-02	1.7E-02	1.3E-02
1,1-Dichloroethene	3.2E-08	1.0E-09		7.8E-02	2.1E-01	4.5E-07	1.7E-07				
1,2-Dichloroethene	3.8E-09	1.2E-10		1.9E-02	2.2E+00	5.3E-08	2.0E-08				
Bis(2-ethylhexyl)phthalate	2.0E-04	6.4E-06		8.7E+01	3.7E-01	2.8E-03	1.1E-03				
Carbon tetrachloride	3.4E-08	1.1E-09		4.7E-02	1.2E-02	4.7E-07	1.8E-07				
Trichloroethene	1.7E-05	5.5E-07		3.0E+01	1.8E+01	2.4E-04	9.0E-05				
cis-1,2-Dichloroethene	5.4E-08	1.7E-09		1.2E-01	2.6E-01	7.4E-07	2.8E-07				
Plutonium-239	2.1E-06	6.9E-08	4.3E-06	1.8E+00	7.7E-01	3.0E-05	3.9E-06	1.8E-04	4.3E-05	2.9E-05	7.1E-06
Radon-222	1.0E+01	3.3E-01		1.1E+05	2.2E+02	1.4E+02	2.3E+01				
Technetium-99	5.3E-03	1.7E-04	1.0E-02	2.9E+02	1.1E+05	7.3E-02	1.2E-01	4.4E-01	1.0E-01	1.3E-02	1.0E+01
----- AREA_CODE=f MED_NAME=UCRS Groundwater -----											
Analyte	Venison	Rabbit	Quail	Fish	Vegetable	Beef	Milk	Turkey	Chicken	Pork	Egg
Aluminum	3.7E-02	1.2E-03	2.5E-04		8.9E+01	5.2E-01	8.3E-02				
Barium	8.7E-05	2.8E-06	2.6E-05	4.8E-01	1.6E+00	1.2E-03	3.5E-03	1.1E-03	2.6E-04		2.6E-02
Iron	2.9E-01	9.5E-03	9.8E-02	8.2E+02	5.3E+01	4.1E+00	7.3E-03	4.1E+00	9.8E-01	6.5E-01	9.8E-01
Manganese	1.4E-04	4.5E-06	9.2E-05	3.1E+01	1.2E+00	1.9E-03	1.4E-04	3.8E-03	9.2E-04	1.7E-03	1.1E-03
Silica Sulfate											
Tetraoxo-sulfate(1-)											
Vanadium	4.0E-04	1.3E-05	2.7E-06	4.4E-01	5.8E-01	5.6E-03	5.3E-05				
Zinc	2.3E-02	7.2E-04	1.0E-02	6.2E+01	1.4E+00	3.1E-01	3.7E-02	4.4E-01	1.0E-01	5.7E-02	4.5E-02
Trichloroethene	3.1E-08	9.9E-10		5.3E-02	3.3E-02	4.3E-07	1.6E-07				
Radon-222	1.8E+01	5.9E-01		1.9E+05	3.9E+02	2.5E+02	4.2E+01				
Technetium-99	2.4E-02	7.6E-04	4.7E-02	1.3E+03	4.9E+05	3.3E-01	5.5E-01	2.0E+00	4.7E-01	6.0E-02	4.7E+01

Table 3.36 Representative concentrations of COPCs in biota derived from uptake modeling (continued)

----- AREA_CODE=g MED_NAME=McNairy Groundwater -----											
Analyte	Venison	Rabbit	Quail	Fish	Vegetable	Beef	Milk	Turkey	Chicken	Pork	Egg
Arsenic	1.8E-05	5.8E-07	1.2E-07		3.3E-02	2.5E-04	9.0E-06				
Mercury	3.6E-05	1.2E-06	7.2E-07	1.0E+00	2.4E-02	5.0E-04	2.8E-05	3.0E-05	7.2E-06		
Silica											
Tetraoxo-sulfate(1-)											
Neptunium-237	5.8E-04	1.9E-05	3.9E-06	6.4E+00	2.1E+00	8.0E-03	9.5E-05				
Plutonium-239	7.2E-06	2.3E-07	1.4E-05	6.0E+00	2.6E+00	1.0E-04	1.3E-05	6.0E-04	1.4E-04	9.8E-05	2.4E-05
Radium-226	1.9E-02	6.2E-04		2.1E+02	6.2E+00	2.7E-01	7.6E-02				
----- AREA_CODE=g MED_NAME=RGA Groundwater -----											
Analyte	Venison	Rabbit	Quail	Fish	Vegetable	Beef	Milk	Turkey	Chicken	Pork	Egg
Aluminum	8.1E-03	2.6E-04	5.4E-05		2.0E+01	1.1E-01	1.8E-02				
Arsenic	1.8E-05	5.8E-07	1.2E-07		3.3E-02	2.5E-04	9.0E-06				
Cadmium	1.7E-05	5.6E-07	2.3E-04	2.4E+00	2.1E-01	2.4E-04	7.2E-04	9.6E-03	2.3E-03	1.1E-03	2.9E-04
Chromium	2.6E-03	8.4E-05	1.7E-05	1.6E+01	1.0E+00	3.6E-02	4.8E-05				
Iron	2.2E-01	6.9E-03	7.2E-02	6.0E+02	3.9E+01	3.0E+00	5.4E-03	3.0E+00	7.2E-01	4.8E-01	7.2E-01
Lead	9.7E-05	3.1E-06	6.4E-07	2.0E+01	8.7E-01	1.3E-03	1.2E-03				
Manganese	1.1E-04	3.4E-06	7.0E-05	2.3E+01	9.0E-01	1.5E-03	1.1E-04	2.9E-03	7.0E-04	1.3E-03	8.4E-04
Nickel	2.4E-03	7.6E-05		1.3E+01	1.9E+00	3.3E-02	1.3E-01				
Silica											
Tetraoxo-sulfate(1-)											
Zinc	2.0E-02	6.3E-04	9.1E-03	5.4E+01	1.2E+00	2.7E-01	3.3E-02	3.8E-01	9.1E-02	5.0E-02	3.9E-02
Trichloroethene	2.3E-08	7.3E-10		3.9E-02	2.4E-02	3.1E-07	1.2E-07				
Neptunium-237	3.9E-04	1.3E-05	2.6E-06	4.3E+00	1.4E+00	5.4E-03	6.5E-05				
Radium-226	3.1E-02	9.8E-04		3.3E+02	9.8E+00	4.2E-01	1.2E-01				
Radon-222	1.2E+01	3.9E-01		1.3E+05	2.6E+02	1.7E+02	2.8E+01				
Technetium-99	8.3E-03	2.7E-04	1.6E-02	4.6E+02	1.7E+05	1.1E-01	1.9E-01	6.9E-01	1.6E-01	2.1E-02	1.6E+01
Thorium-230	1.0E-04	3.3E-06	6.8E-07	2.8E+01	3.7E+00	1.4E-03	8.5E-05				
----- AREA_CODE=g MED_NAME=UCRS Groundwater -----											
Analyte	Venison	Rabbit	Quail	Fish	Vegetable	Beef	Milk	Turkey	Chicken	Pork	Egg
Aluminum	5.0E-03	1.6E-04	3.4E-05		1.2E+01	7.0E-02	1.1E-02				
Chromium	2.9E-03	9.4E-05	1.9E-05	1.8E+01	1.2E+00	4.0E-02	5.4E-05				
Manganese	1.1E-03	3.4E-05	7.1E-04	2.4E+02	9.1E+00	1.5E-02	1.1E-03	2.9E-02	7.1E-03	1.3E-02	8.5E-03
Nitrate as Nitrogen											
Silica											
Tetraoxo-sulfate(1-)											

Table 3.36 Representative concentrations of COPCs in biota derived from uptake modeling (continued)

----- AREA_CODE=g MED_NAME=UCRS Groundwater -----											
(continued)											
Analyte	Venison	Rabbit	Quail	Fish	Vegetable	Beef	Milk	Turkey	Chicken	Pork	Egg
Vanadium	9.2E-04	2.9E-05	6.1E-06	1.0E+00	1.3E+00	1.3E-02	1.2E-04				
Zinc	1.2E-02	3.8E-04	5.6E-03	3.3E+01	7.4E-01	1.7E-01	2.0E-02	2.3E-01	5.6E-02	3.1E-02	2.4E-02
Neptunium-237	1.7E-04	5.6E-06	1.2E-06	1.9E+00	6.2E-01	2.4E-03	2.9E-05				
Plutonium-239	1.5E-06	4.9E-08	3.0E-06	1.3E+00	5.4E-01	2.1E-05	2.8E-06	1.3E-04	3.0E-05	2.1E-05	5.0E-06
Radium-226	2.1E-02	6.9E-04		2.3E+02	6.8E+00	3.0E-01	8.4E-02				
Radon-222	1.2E+01	3.8E-01		1.2E+05	2.5E+02	1.6E+02	2.7E+01				
Technetium-99	9.0E-03	2.9E-04	1.8E-02	5.0E+02	1.9E+05	1.2E-01	2.1E-01	7.5E-01	1.8E-01	2.3E-02	1.8E+01
----- AREA_CODE=h MED_NAME=McNairy Groundwater -----											
Analyte	Venison	Rabbit	Quail	Fish	Vegetable	Beef	Milk	Turkey	Chicken	Pork	Egg
Fluoride											
Silica											
Tetraoxo-sulfate(1-)											
Radium-226	4.5E-02	1.4E-03		4.9E+02	1.4E+01	6.2E-01	1.8E-01				
Radon-222	5.1E+00	1.6E-01		5.3E+04	1.1E+02	7.0E+01	1.2E+01				
Thorium-230	5.7E-04	1.8E-05	3.8E-06	1.6E+02	2.1E+01	7.9E-03	4.8E-04				
----- AREA_CODE=h MED_NAME=Other Groundwater -----											
Analyte	Venison	Rabbit	Quail	Fish	Vegetable	Beef	Milk	Turkey	Chicken	Pork	Egg
Antimony	6.3E-06	2.0E-07	4.2E-08	4.3E+00	5.8E-01	8.7E-05	6.5E-05				
Barium	4.0E-05	1.3E-06	1.2E-05	2.2E-01	7.3E-01	5.6E-04	1.6E-03	5.0E-04	1.2E-04		1.2E-02
Chromium	9.0E-04	2.9E-05	6.0E-06	5.5E+00	3.6E-01	1.2E-02	1.7E-05				
Fluoride											
Iron	3.2E-02	1.0E-03	1.1E-02	8.8E+01	5.7E+00	4.4E-01	7.9E-04	4.4E-01	1.1E-01	7.0E-02	1.1E-01
Manganese	5.6E-05	1.8E-06	3.7E-05	1.2E+01	4.8E-01	7.8E-04	5.6E-05	1.6E-03	3.7E-04	6.9E-04	4.5E-04
Mercury	1.0E-05	3.3E-07	2.1E-07	2.9E-01	6.8E-03	1.4E-04	8.1E-06	8.6E-06	2.1E-06		
Nickel	1.0E-03	3.4E-05		5.8E+00	8.5E-01	1.4E-02	5.6E-02				
Nitrate as Nitrogen											
Silica											
Tetraoxo-sulfate(1-)											
Thallium	1.0E-02	3.3E-04	6.9E-05		9.4E-01	1.4E-01	8.7E-03				
Vanadium	1.1E-03	3.4E-05	7.1E-06	1.2E+00	1.5E+00	1.5E-02	1.4E-04				
Zinc	7.0E-03	2.2E-04	3.3E-03	1.9E+01	4.3E-01	9.7E-02	1.2E-02	1.4E-01	3.3E-02	1.8E-02	1.4E-02
Neptunium-237	1.9E-03	6.0E-05	1.2E-05	2.0E+01	6.7E+00	2.6E-02	3.1E-04				
Radium-226	2.3E-02	7.4E-04		2.5E+02	7.3E+00	3.2E-01	9.0E-02				

Table 3.36 Representative concentrations of COPCs in biota derived from uptake modeling (continued)

----- AREA_CODE=h MED_NAME=Other Groundwater -----											
(continued)											
Analyte	Venison	Rabbit	Quail	Fish	Vegetable	Beef	Milk	Turkey	Chicken	Pork	Egg
Radon-222	1.7E+01	5.3E-01		1.7E+05	3.5E+02	2.3E+02	3.8E+01				
Thorium-230	1.1E-04	3.5E-06	7.3E-07	3.0E+01	3.9E+00	1.5E-03	9.1E-05				
----- AREA_CODE=h MED_NAME=RGAs Groundwater -----											
Analyte	Venison	Rabbit	Quail	Fish	Vegetable	Beef	Milk	Turkey	Chicken	Pork	Egg
Aluminum	1.3E-02	4.0E-04	8.3E-05		3.0E+01	1.7E-01	2.8E-02				
Arsenic	2.0E-05	6.5E-07	1.3E-07		3.7E-02	2.8E-04	1.0E-05				
Barium	6.7E-05	2.2E-06	2.0E-05	3.7E-01	1.2E+00	9.3E-04	2.7E-03	8.3E-04	2.0E-04		2.0E-02
Chromium	4.5E-03	1.5E-04	3.0E-05	2.8E+01	1.8E+00	6.3E-02	8.4E-05				
Iron	5.3E-01	1.7E-02	1.8E-01	1.5E+03	9.5E+01	7.3E+00	1.3E-02	7.3E+00	1.8E+00	1.2E+00	1.8E+00
Manganese	8.3E-05	2.7E-06	5.5E-05	1.8E+01	7.1E-01	1.1E-03	8.2E-05	2.3E-03	5.5E-04	1.0E-03	6.6E-04
Nitrate as Nitrogen											
Tetraoxo-sulfate(1-)											
Uranium	3.3E-06	1.1E-07	7.4E-05	3.1E-02	4.0E-02	4.6E-05	7.4E-05	3.1E-03	7.4E-04	1.2E-03	7.4E-04
Vanadium	6.1E-04	2.0E-05	4.1E-06	6.8E-01	8.8E-01	8.4E-03	8.1E-05				
Trichloroethene	2.7E-08	8.7E-10		4.7E-02	2.9E-02	3.7E-07	1.4E-07				
cis-1,2-Dichloroethene	1.7E-08	5.5E-10		3.9E-02	8.3E-02	2.4E-07	9.0E-08				
Radon-222	6.6E+00	2.1E-01		6.9E+04	1.4E+02	9.1E+01	1.5E+01				
Technetium-99	6.8E-03	2.2E-04	1.3E-02	3.7E+02	1.4E+05	9.4E-02	1.6E-01	5.6E-01	1.3E-01	1.7E-02	1.3E+01
----- AREA_CODE=h MED_NAME=UCRS Groundwater -----											
Analyte	Venison	Rabbit	Quail	Fish	Vegetable	Beef	Milk	Turkey	Chicken	Pork	Egg
Aluminum	8.9E-03	2.9E-04	5.9E-05		2.1E+01	1.2E-01	2.0E-02				
Barium	4.3E-05	1.4E-06	1.3E-05	2.4E-01	7.7E-01	5.9E-04	1.7E-03	5.3E-04	1.3E-04		1.3E-02
Iron	1.1E-01	3.5E-03	3.6E-02	3.0E+02	2.0E+01	1.5E+00	2.7E-03	1.5E+00	3.6E-01	2.4E-01	3.6E-01
Manganese	8.1E-05	2.6E-06	5.4E-05	1.8E+01	6.9E-01	1.1E-03	8.1E-05	2.3E-03	5.4E-04	1.0E-03	6.5E-04
Nickel	6.0E-03	1.9E-04		3.3E+01	4.9E+00	8.3E-02	3.2E-01				
Nitrate as Nitrogen											
Silica											
Tetraoxo-sulfate(1-)											
Vanadium	3.6E-04	1.2E-05	2.4E-06	4.0E-01	5.2E-01	5.0E-03	4.8E-05				
Zinc	6.5E-03	2.1E-04	3.0E-03	1.8E+01	4.0E-01	9.0E-02	1.1E-02	1.3E-01	3.0E-02	1.7E-02	1.3E-02
Radon-222	1.0E+01	3.4E-01		1.1E+05	2.2E+02	1.4E+02	2.4E+01				

Table 3.36 Representative concentrations of COPCs in biota derived from uptake modeling (continued)

----- AREA_CODE=i MED_NAME=McNairy Groundwater -----											
Analyte	Venison	Rabbit	Quail	Fish	Vegetable	Beef	Milk	Turkey	Chicken	Pork	Egg
Manganese	1.3E-03	4.2E-05	8.7E-04	2.9E+02	1.1E+01	1.8E-02	1.3E-03	3.6E-02	8.7E-03	1.6E-02	1.0E-02
Silica											
Tetraoxo-sulfate(1-)											
Vanadium	1.7E-03	5.4E-05	1.1E-05	1.9E+00	2.4E+00	2.3E-02	2.2E-04				
----- AREA_CODE=i MED_NAME=RGa Groundwater -----											
Analyte	Venison	Rabbit	Quail	Fish	Vegetable	Beef	Milk	Turkey	Chicken	Pork	Egg
Aluminum	6.0E-03	1.9E-04	4.0E-05		1.4E+01	8.4E-02	1.3E-02				
Antimony	1.2E-05	3.9E-07	8.0E-08	8.3E+00	1.1E+00	1.7E-04	1.2E-04				
Arsenic	1.9E-05	6.3E-07	1.3E-07		3.6E-02	2.7E-04	9.7E-06				
Barium	7.3E-05	2.3E-06	2.2E-05	4.0E-01	1.3E+00	1.0E-03	2.9E-03	9.1E-04	2.2E-04		2.2E-02
Beryllium	2.9E-05	9.2E-07	1.9E-07	7.9E-01	1.0E-01	4.0E-04	4.3E-07				
Bicarbonate											
Boron	7.6E-04	2.5E-05			1.3E+01	1.1E-02	2.4E-02				
Cadmium	5.7E-06	1.8E-07	7.6E-05	7.9E-01	7.0E-02	7.9E-05	2.4E-04	3.2E-03	7.6E-04	3.6E-04	9.5E-05
Cerium											
Chromium	8.5E-03	2.7E-04	5.7E-05	5.3E+01	3.4E+00	1.2E-01	1.6E-04				
Cobalt	1.0E-05	3.3E-07	1.4E-03	8.6E+00	3.9E-01	1.4E-04	1.2E-04	5.7E-02	1.4E-02	3.5E-04	6.9E-04
Copper	9.7E-04	3.1E-05	3.6E-04	6.0E+00	4.7E-01	1.3E-02	2.7E-03	1.5E-02	3.6E-03	4.0E-03	3.6E-03
Fluoride											
Gallium											
Iron	2.1E-01	6.9E-03	7.1E-02	5.9E+02	3.8E+01	3.0E+00	5.3E-03	3.0E+00	7.1E-01	4.7E-01	7.1E-01
Lithium	1.4E-03	4.6E-05			5.3E-01	2.0E-02	4.8E-02				
Manganese	2.5E-04	7.9E-06	1.6E-04	5.4E+01	2.1E+00	3.4E-03	2.4E-04	6.8E-03	1.6E-03	3.0E-03	2.0E-03
Mercury	4.8E-06	1.5E-07	9.5E-08	1.3E-01	3.1E-03	6.6E-05	3.7E-06	4.0E-06	9.5E-07		
Nickel	1.4E-03	4.4E-05		7.5E+00	1.1E+00	1.9E-02	7.2E-02				
Selenium	9.1E-04	2.9E-05	5.4E-04		4.2E-02	1.3E-02	1.5E-03	2.3E-02	5.4E-03	4.9E-03	5.4E-03
Silica											
Silver	2.3E-04	7.3E-06	1.0E-03	1.0E-01	2.7E-01	3.1E-03	6.3E-05	4.2E-02	1.0E-02	2.6E-03	
Sulfate											
Tetraoxo-sulfate(1-)											
Thorium											
Titanium	3.9E-03	1.3E-04			4.7E-01	5.5E-02	2.2E-02				
Uranium	1.2E-06	4.0E-08	2.7E-05	1.1E-02	1.5E-02	1.7E-05	2.7E-05	1.1E-03	2.7E-04	4.4E-04	2.7E-04
Vanadium	6.4E-04	2.1E-05	4.3E-06	7.1E-01	9.3E-01	8.9E-03	8.6E-05				
Zinc	2.0E-02	6.5E-04	9.5E-03	5.6E+01	1.3E+00	2.8E-01	3.4E-02	3.9E-01	9.5E-02	5.2E-02	4.1E-02
Zirconium	3.6E-08	1.2E-09	1.4E-08	3.0E+00	1.3E-01	5.0E-07	3.3E-07	6.0E-07	1.4E-07		4.8E-07
1,2-Dichlorobenzene	1.3E-08	4.2E-10		1.3E-02	9.0E-04	1.8E-07	6.8E-08				
1,2-Dichloroethene	3.7E-10	1.2E-11		1.9E-03	2.1E-01	5.1E-09	1.9E-09				

Table 3.36 Representative concentrations of COPCs in biota derived from uptake modeling (continued)

----- AREA_CODE=i MED_NAME=RGa Groundwater -----
(continued)

Analyte	Venison	Rabbit	Quail	Fish	Vegetable	Beef	Milk	Turkey	Chicken	Pork	Egg
1,3,5-Trimethylbenzene	1.8E-07	5.8E-09		1.3E-01	2.9E-03	2.5E-06	9.5E-07				
1,4-Dichlorobenzene	1.4E-08	4.5E-10		1.4E-02	9.8E-04	1.9E-07	7.4E-08				
4-Bromofluorobenzene											
4-Methyl-2-pentanone	1.1E-08	3.7E-10		3.8E-02	5.5E-01	1.6E-07	6.0E-08				
Acetone	4.2E-10	1.4E-11		3.1E-03	3.2E+00	5.8E-09	2.2E-09				
Acrylonitrile	1.6E-09	5.2E-11		9.1E-03	2.1E+00	2.2E-08	8.4E-09				
Benzene	1.1E-08	3.7E-10		2.3E-02	3.0E-02	1.6E-07	6.0E-08				
Bis(2-ethylhexyl)phthalate	3.8E-05	1.2E-06		1.7E+01	7.1E-02	5.3E-04	2.0E-04				
Bromomethane	1.4E-09	4.6E-11		4.8E-03	6.8E-02	2.0E-08	7.5E-09				
Carbazole	4.9E-06	1.6E-07		3.9E+00	1.3E-01	6.8E-05	2.6E-05				
Chloroform	1.8E-08	5.8E-10		3.9E-02	6.4E-02	2.5E-07	9.5E-08				
Chloromethane	1.5E-09	4.7E-11		5.8E-03	1.9E-01	2.0E-08	7.7E-09				
Chrysene	2.7E-05	8.7E-07		7.6E+00	7.8E-03	3.8E-04	1.4E-04				
Di-n-butyl phthalate	4.0E-05	1.3E-06		1.8E+01	7.5E-02	5.6E-04	2.1E-04				
Dimethylbenzene	5.4E-07	1.7E-08		5.7E-01	4.9E-02	7.5E-06	2.8E-06				
Ethanol											
Ethylbenzene	1.1E-07	3.7E-09		1.3E-01	1.7E-02	1.6E-06	6.0E-07				
Methylene chloride	6.4E-09	2.1E-10		2.0E-02	2.2E-01	8.9E-08	3.4E-08				
PCB-1254	3.8E-05	1.2E-06	2.5E-05	9.0E+00	5.5E-03	5.3E-04	2.0E-04				
Polychlorinated biphenyl	9.0E-06	2.9E-07		2.1E+00	1.3E-03	1.3E-04	4.7E-05				
Tetrachloroethene	7.2E-08	2.3E-09		1.1E-01	4.3E-02	1.0E-06	3.8E-07				
Trichloroethene	9.3E-08	3.0E-09		1.6E-01	9.8E-02	1.3E-06	4.9E-07				
Vinyl chloride	2.3E-09	7.3E-11		6.8E-03	5.5E-02	3.1E-08	1.2E-08				
m,p-Xylene	9.8E-09	3.2E-10		1.0E-02	8.9E-04	1.4E-07	5.2E-08				
trans-1,3-Dichloropropene											
Americium-241	2.9E-05	9.2E-07	2.9E-05	6.0E+00	2.5E+00	4.0E-04	1.8E-05	1.2E-03	2.9E-04	2.1E-04	1.9E-04
Cesium-137	3.9E-02	1.2E-03	5.1E-02	4.3E+02	2.3E+00	5.4E-01	1.1E-01	2.1E+00	5.1E-01	3.1E-01	2.1E-02
Cobalt-60	1.3E-04	4.3E-06	1.8E-02	1.1E+02	2.4E+00	1.9E-03	1.6E-03	7.4E-01	1.8E-01	4.6E-03	8.9E-03
Radium-226	1.4E-02	4.4E-04		1.5E+02	4.3E+00	1.9E-01	5.3E-02				
Radon-222	1.1E+01	3.6E-01		1.2E+05	2.4E+02	1.5E+02	2.5E+01				
Technetium-99	1.8E-02	5.7E-04	3.6E-02	9.9E+02	3.7E+05	2.5E-01	4.1E-01	1.5E+00	3.6E-01	4.5E-02	3.6E+01

----- AREA_CODE=i MED_NAME=UCRS Groundwater -----

Analyte	Venison	Rabbit	Quail	Fish	Vegetable	Beef	Milk	Turkey	Chicken	Pork	Egg
Aluminum	2.8E-02	8.8E-04	1.8E-04		6.6E+01	3.8E-01	6.1E-02				
Antimony	2.1E-06	6.7E-08	1.4E-08	1.5E+00	1.9E-01	2.9E-05	2.2E-05				
Arsenic	4.8E-05	1.5E-06	3.2E-07		8.8E-02	6.6E-04	2.4E-05				
Barium	2.1E-04	6.8E-06	6.3E-05	1.2E+00	3.8E+00	2.9E-03	8.5E-03	2.6E-03	6.3E-04		6.3E-02

Table 3.36 Representative concentrations of COPCs in biota derived from uptake modeling (continued)

----- AREA_CODE=i MED_NAME=UCRS Groundwater -----											
(continued)											
Analyte	Venison	Rabbit	Quail	Fish	Vegetable	Beef	Milk	Turkey	Chicken	Pork	Egg
Cadmium	9.5E-06	3.1E-07	1.3E-04	1.3E+00	1.2E-01	1.3E-04	4.0E-04	5.3E-03	1.3E-03	6.1E-04	1.6E-04
Chromium	9.3E-04	3.0E-05	6.2E-06	5.7E+00	3.7E-01	1.3E-02	1.7E-05				
Cobalt	9.2E-06	3.0E-07	1.2E-03	7.6E+00	3.5E-01	1.3E-04	1.1E-04	5.1E-02	1.2E-02	3.1E-04	6.1E-04
Copper	9.2E-03	2.9E-04	3.4E-03	5.6E+01	4.5E+00	1.3E-01	2.5E-02	1.4E-01	3.4E-02	3.8E-02	3.4E-02
Fluoride											
Iron	4.0E-01	1.3E-02	1.3E-01	1.1E+03	7.2E+01	5.5E+00	1.0E-02	5.5E+00	1.3E+00	8.8E-01	1.3E+00
Lead	8.3E-05	2.7E-06	5.5E-07	1.7E+01	7.4E-01	1.1E-03	1.0E-03				
Manganese	2.4E-03	7.7E-05	1.6E-03	5.3E+02	2.0E+01	3.3E-02	2.4E-03	6.6E-02	1.6E-02	2.9E-02	1.9E-02
Mercury	4.4E-06	1.4E-07	8.7E-08	1.2E-01	2.9E-03	6.0E-05	3.4E-06	3.6E-06	8.7E-07		
Nickel	9.7E-04	3.1E-05		5.3E+00	7.9E-01	1.3E-02	5.1E-02				
Silica											
Silver	2.0E-04	6.5E-06	9.0E-04	9.4E-02	2.4E-01	2.8E-03	5.6E-05	3.8E-02	9.0E-03	2.3E-03	
Sulfate											
Tetraoxo-sulfate(1-)											
Thallium	1.2E-03	3.8E-05	7.9E-06		1.1E-01	1.6E-02	9.8E-04				
Uranium	1.2E-05	3.9E-07	2.7E-04	1.1E-01	1.5E-01	1.7E-04	2.7E-04	1.1E-02	2.7E-03	4.3E-03	2.7E-03
Vanadium	2.7E-03	8.8E-05	1.8E-05	3.0E+00	3.9E+00	3.8E-02	3.6E-04				
Zinc	1.0E-01	3.4E-03	4.9E-02	2.9E+02	6.5E+00	1.4E+00	1.7E-01	2.0E+00	4.9E-01	2.7E-01	2.1E-01
Benzene	2.8E-08	9.0E-10		5.7E-02	7.3E-02	3.9E-07	1.5E-07				
Bromodichloromethane	2.9E-08	9.2E-10		5.9E-02	7.5E-02	4.0E-07	1.5E-07				
Chloroform	2.6E-08	8.3E-10		5.6E-02	9.1E-02	3.6E-07	1.4E-07				
Dibromochloromethane	2.9E-08	9.2E-10		5.5E-02	5.5E-02	4.0E-07	1.5E-07				
Ethanol											
Methylene chloride	7.8E-09	2.5E-10		2.5E-02	2.6E-01	1.1E-07	4.1E-08				
Trichloroethene	7.7E-08	2.5E-09		1.3E-01	8.2E-02	1.1E-06	4.1E-07				
Cesium-137	8.6E-02	2.8E-03	1.1E-01	9.5E+02	5.2E+00	1.2E+00	2.4E-01	4.8E+00	1.1E+00	7.0E-01	4.6E-02
Cobalt-60	2.5E-04	7.9E-06	3.3E-02	2.0E+02	4.3E+00	3.4E-03	2.9E-03	1.4E+00	3.3E-01	8.4E-03	1.6E-02
Radium-226	1.4E-02	4.5E-04		1.5E+02	4.5E+00	1.9E-01	5.5E-02				
Radon-222	9.1E+00	2.9E-01		9.6E+04	1.9E+02	1.3E+02	2.1E+01				
Technetium-99	1.2E-02	3.9E-04	2.4E-02	6.7E+02	2.5E+05	1.7E-01	2.8E-01	1.0E+00	2.4E-01	3.1E-02	2.4E+01
----- AREA_CODE=j MED_NAME=McNairy Groundwater -----											
Analyte	Venison	Rabbit	Quail	Fish	Vegetable	Beef	Milk	Turkey	Chicken	Pork	Egg
Aluminum	1.1E-02	3.5E-04	7.3E-05		2.6E+01	1.5E-01	2.4E-02				
Arsenic	6.2E-04	2.0E-05	4.1E-06		1.1E+00	8.5E-03	3.1E-04				
Manganese	5.5E-03	1.8E-04	3.6E-03	1.2E+03	4.6E+01	7.6E-02	5.4E-03	1.5E-01	3.6E-02	6.7E-02	4.3E-02
Molybdenum	1.1E-03	3.7E-05	7.6E-03	3.2E+00	5.0E+00	1.6E-02	3.2E-02	3.2E-01	7.6E-02		6.8E-02
Sulfate											

Table 3.36 Representative concentrations of COPCs in biota derived from uptake modeling (continued)

----- AREA_CODE=j MED_NAME=RGa Groundwater -----											
Analyte	Venison	Rabbit	Quail	Fish	Vegetable	Beef	Milk	Turkey	Chicken	Pork	Egg
Aluminum	1.8E-02	5.9E-04	1.2E-04		4.4E+01	2.5E-01	4.1E-02				
Arsenic	3.1E-05	1.0E-06	2.1E-07		5.7E-02	4.3E-04	1.5E-05				
Iron	3.4E-01	1.1E-02	1.1E-01	9.3E+02	6.0E+01	4.6E+00	8.4E-03	4.6E+00	1.1E+00	7.4E-01	1.1E+00
Manganese	4.3E-03	1.4E-04	2.8E-03	9.4E+02	3.6E+01	5.9E-02	4.2E-03	1.2E-01	2.8E-02	5.2E-02	3.4E-02
Molybdenum	4.5E-04	1.4E-05	3.0E-03	1.2E+00	2.0E+00	6.2E-03	1.3E-02	1.2E-01	3.0E-02		2.7E-02
Silica											
Sulfate											
Thallium	1.0E-02	3.4E-04	7.0E-05		9.4E-01	1.4E-01	8.7E-03				
Vanadium	8.6E-04	2.8E-05	5.7E-06	9.5E-01	1.2E+00	1.2E-02	1.1E-04				
----- AREA_CODE=k MED_NAME=Other Groundwater -----											
Analyte	Venison	Rabbit	Quail	Fish	Vegetable	Beef	Milk	Turkey	Chicken	Pork	Egg
Aluminum	4.5E-02	1.4E-03	3.0E-04		1.1E+02	6.2E-01	1.0E-01				
Ammonia as Nitrogen	3.7E-07	1.2E-08		2.4E+00	1.2E+03	5.1E-06	1.9E-06				
Antimony	7.6E-06	2.4E-07	5.0E-08	5.2E+00	7.0E-01	1.0E-04	7.8E-05				
Arsenic	2.0E-05	6.3E-07	1.3E-07		3.6E-02	2.7E-04	9.7E-06				
Barium	7.0E-05	2.2E-06	2.1E-05	3.9E-01	1.3E+00	9.6E-04	2.8E-03	8.7E-04	2.1E-04		2.1E-02
Beryllium	2.2E-05	6.9E-07	1.4E-07	6.0E-01	7.8E-02	3.0E-04	3.2E-07				
Cadmium	2.3E-05	7.4E-07	3.1E-04	3.2E+00	2.9E-01	3.2E-04	9.6E-04	1.3E-02	3.1E-03	1.5E-03	3.8E-04
Chromium	8.8E-04	2.8E-05	5.8E-06	5.4E+00	3.5E-01	1.2E-02	1.6E-05				
Cobalt	1.9E-05	6.1E-07	2.5E-03	1.6E+01	7.3E-01	2.6E-04	2.2E-04	1.1E-01	2.5E-02	6.5E-04	1.3E-03
Fluoride											
Iron	1.2E+01	3.8E-01	3.9E+00	3.2E+04	2.1E+03	1.6E+02	2.9E-01	1.6E+02	3.9E+01	2.6E+01	3.9E+01
Kjeldahl Nitrogen											
Lead	2.2E-04	7.1E-06	1.5E-06	4.6E+01	2.0E+00	3.1E-03	2.8E-03				
Manganese	2.1E-02	6.8E-04	1.4E-02	4.7E+03	1.8E+02	2.9E-01	2.1E-02	5.9E-01	1.4E-01	2.6E-01	1.7E-01
Mercury	3.9E-06	1.3E-07	7.8E-08	1.1E-01	2.6E-03	5.4E-05	3.0E-06	3.2E-06	7.8E-07		
Nickel	1.7E-03	5.6E-05		9.7E+00	1.4E+00	2.4E-02	9.3E-02				
Nitrate as Nitrogen											
Silica											
Strontium	1.7E-02	5.6E-04	1.2E-03	3.6E+01	1.2E+01	2.4E-01	1.0E-01	4.8E-02	1.2E-02	1.5E-01	2.9E-02
Sulfate											
Sulfide											
Tetraoxo-sulfate(1-)											
Tin	1.9E-04	6.0E-06		1.6E+01	1.2E-01	2.6E-03	3.1E-04				
Uranium	3.6E-06	1.2E-07	8.0E-05	3.3E-02	4.3E-02	5.0E-05	8.0E-05	3.3E-03	8.0E-04	1.3E-03	8.0E-04
Vanadium	1.2E-03	4.0E-05	8.2E-06	1.4E+00	1.8E+00	1.7E-02	1.6E-04				
Zinc	3.5E-02	1.1E-03	1.6E-02	9.7E+01	2.2E+00	4.9E-01	5.8E-02	6.8E-01	1.6E-01	9.0E-02	7.0E-02
1,1-Dichloroethane	9.6E-08	3.1E-09		2.3E-01	6.4E-01	1.3E-06	5.0E-07				

Table 3.36 Representative concentrations of COPCs in biota derived from uptake modeling (continued)

----- AREA_CODE=k MED_NAME=Other Groundwater -----											
(continued)											
Analyte	Venison	Rabbit	Quail	Fish	Vegetable	Beef	Milk	Turkey	Chicken	Pork	Egg
1,1-Dichloroethene	1.5E-07	4.9E-09		3.7E-01	1.0E+00	2.1E-06	8.0E-07				
1,2-Dichloroethene	2.6E-08	8.4E-10		1.3E-01	1.5E+01	3.6E-07	1.4E-07				
Acetone	2.6E-09	8.3E-11		1.9E-02	2.0E+01	3.6E-08	1.4E-08				
Di-n-butyl phthalate	4.0E-05	1.3E-06		1.7E+01	7.4E-02	5.5E-04	2.1E-04				
Methylene chloride	8.0E-09	2.6E-10		2.5E-02	2.7E-01	1.1E-07	4.2E-08				
Naphthalene	2.4E-06	7.8E-08		2.6E+00	2.2E-01	3.4E-05	1.3E-05				
Phenanthrene	7.2E-06	2.3E-07	1.3E-05	3.7E+00	2.7E-02	1.0E-04	3.8E-05				
Trichloroethene	7.4E-07	2.4E-08		1.3E+00	7.8E-01	1.0E-05	3.9E-06				
Vinyl chloride	3.4E-08	1.1E-09		1.0E-01	8.3E-01	4.7E-07	1.8E-07				
cis-1,2-Dichloroethene	6.8E-07	2.2E-08		1.6E+00	3.3E+00	9.5E-06	3.6E-06				
Neptunium-237	5.8E-04	1.9E-05	3.9E-06	6.4E+00	2.1E+00	8.0E-03	9.6E-05				
Radium-226	1.3E-02	4.1E-04		1.4E+02	4.1E+00	1.8E-01	5.1E-02				
Radon-222	1.7E+01	5.6E-01		1.8E+05	3.7E+02	2.4E+02	4.0E+01				
Technetium-99	3.7E-03	1.2E-04	7.4E-03	2.1E+02	7.6E+04	5.1E-02	8.6E-02	3.1E-01	7.4E-02	9.5E-03	7.4E+00
Thorium-228	1.5E-01	4.7E-03	1.9E-06	4.4E+02	3.6E+00	2.0E+00	2.2E-01				
Uranium-234	2.3E-03	7.2E-05	5.0E-02	2.1E+01	2.7E+01	3.1E-02	5.0E-02	2.1E+00	5.0E-01	7.9E-01	5.0E-01
Uranium-235	3.8E-04	1.2E-05	6.3E-03	2.9E+01	3.4E+00	5.2E-03	6.3E-03	2.6E-01	6.3E-02	9.9E-02	6.3E-02
Uranium-238	3.4E-03	1.1E-04	5.3E-02	2.9E+02	2.9E+01	4.7E-02	5.5E-02	2.2E+00	5.3E-01	8.5E-01	5.3E-01
----- AREA_CODE=l MED_NAME=McNairy Groundwater -----											
Analyte	Venison	Rabbit	Quail	Fish	Vegetable	Beef	Milk	Turkey	Chicken	Pork	Egg
Aluminum	2.1E-03	6.7E-05	1.4E-05		5.0E+00	2.9E-02	4.6E-03				
Antimony	1.4E-05	4.3E-07	9.0E-08	9.4E+00	1.2E+00	1.9E-04	1.4E-04				
Nitrate as Nitrogen											
Silica											
Tetraoxo-sulfate(1-)											
Thallium	5.5E-02	1.8E-03	3.7E-04		4.9E+00	7.6E-01	4.6E-02				
Zinc	4.4E-02	1.4E-03	2.1E-02	1.2E+02	2.7E+00	6.1E-01	7.4E-02	8.6E-01	2.1E-01	1.1E-01	8.8E-02
Trichloroethene	1.0E-05	3.2E-07		1.7E+01	1.1E+01	1.4E-04	5.3E-05				
Technetium-99	7.2E-03	2.3E-04	1.4E-02	4.0E+02	1.5E+05	1.0E-01	1.7E-01	6.0E-01	1.4E-01	1.8E-02	1.4E+01
----- AREA_CODE=l MED_NAME=Other Groundwater -----											
Analyte	Venison	Rabbit	Quail	Fish	Vegetable	Beef	Milk	Turkey	Chicken	Pork	Egg
Methylene chloride	9.0E-09	2.9E-10		2.9E-02	3.1E-01	1.2E-07	4.7E-08				

Table 3.36 Representative concentrations of COPCs in biota derived from uptake modeling (continued)

----- AREA_CODE=1 MED_NAME=RGA Groundwater -----

Analyte	Venison	Rabbit	Quail	Fish	Vegetable	Beef	Milk	Turkey	Chicken	Pork	Egg
Aluminum	8.7E-03	2.8E-04	5.8E-05		2.1E+01	1.2E-01	1.9E-02				
Arsenic	2.3E-05	7.5E-07	1.6E-07		4.3E-02	3.3E-04	1.2E-05				
Barium	1.7E-04	5.4E-06	5.1E-05	9.4E-01	3.1E+00	2.3E-03	6.8E-03	2.1E-03	5.1E-04		5.1E-02
Beryllium	2.1E-05	6.9E-07	1.4E-07	5.9E-01	7.7E-02	3.0E-04	3.2E-07				
Cadmium	1.4E-05	4.4E-07	1.8E-04	1.9E+00	1.7E-01	1.9E-04	5.6E-04	7.5E-03	1.8E-03	8.7E-04	2.3E-04
Chromium	1.8E-03	5.9E-05	1.2E-05	1.1E+01	7.3E-01	2.6E-02	3.4E-05				
Cobalt	9.3E-06	3.0E-07	1.2E-03	7.7E+00	3.6E-01	1.3E-04	1.1E-04	5.2E-02	1.2E-02	3.2E-04	6.2E-04
Fluoride											
Iron	3.8E-01	1.2E-02	1.3E-01	1.1E+03	6.8E+01	5.3E+00	9.5E-03	5.3E+00	1.3E+00	8.4E-01	1.3E+00
Lead	7.1E-05	2.3E-06	4.8E-07	1.5E+01	6.4E-01	9.9E-04	8.9E-04				
Manganese	7.1E-04	2.3E-05	4.7E-04	1.6E+02	6.1E+00	9.9E-03	7.1E-04	2.0E-02	4.7E-03	8.7E-03	5.7E-03
Mercury	1.1E-05	3.5E-07	2.2E-07	3.0E-01	7.1E-03	1.5E-04	8.5E-06	9.0E-06	2.2E-06		
Molybdenum	1.0E-04	3.4E-06	6.9E-04	2.9E-01	4.6E-01	1.4E-03	2.9E-03	2.9E-02	6.9E-03		6.2E-03
Nitrate as Nitrogen											
Selenium	1.4E-03	4.4E-05	8.2E-04		6.2E-02	1.9E-02	2.3E-03	3.4E-02	8.2E-03	7.4E-03	8.2E-03
Silica											
Sulfate											
Tetraoxo-sulfate(1-)											
Thallium	1.0E-02	3.4E-04	7.0E-05		9.4E-01	1.4E-01	8.7E-03				
Tin	8.3E-03	2.7E-04		6.9E+02	5.5E+00	1.2E-01	1.4E-02				
Uranium	5.1E-06	1.6E-07	1.1E-04	4.7E-02	6.1E-02	7.0E-05	1.1E-04	4.7E-03	1.1E-03	1.8E-03	1.1E-03
Vanadium	4.0E-04	1.3E-05	2.7E-06	4.5E-01	5.8E-01	5.6E-03	5.3E-05				
Zinc	9.9E-03	3.2E-04	4.6E-03	2.7E+01	6.1E-01	1.4E-01	1.6E-02	1.9E-01	4.6E-02	2.5E-02	2.0E-02
1,1,2-Trichloroethane	1.8E-08	5.8E-10		3.9E-02	6.4E-02	2.5E-07	9.5E-08				
1,1-Dichloroethene	3.7E-07	1.2E-08		8.9E-01	2.5E+00	5.1E-06	1.9E-06				
1,2-Dichloroethane	3.1E-09	1.0E-10		8.9E-03	5.5E-02	4.3E-08	1.6E-08				
Acetone	8.5E-10	2.7E-11		6.3E-03	6.4E+00	1.2E-08	4.4E-09				
Bis(2-ethylhexyl)phthalate	1.4E-05	4.6E-07		6.2E+00	2.7E-02	2.0E-04	7.5E-05				
Butyl benzyl phthalate	7.2E-06	2.3E-07		3.1E+00	1.3E-02	9.9E-05	3.8E-05				
Carbon tetrachloride	9.1E-06	2.9E-07		1.3E+01	3.1E+00	1.3E-04	4.8E-05				
Chlorobenzene	1.1E-07	3.7E-09		1.6E-01	3.9E-02	1.6E-06	6.0E-07				
Chloroform	1.3E-07	4.1E-09		2.7E-01	4.5E-01	1.8E-06	6.6E-07				
Di-n-butyl phthalate	9.5E-05	3.0E-06		4.1E+01	1.8E-01	1.3E-03	5.0E-04				
Dimethylbenzene	1.4E-04	4.4E-06		1.4E+02	1.2E+01	1.9E-03	7.2E-04				
Ethane											
Ethylbenzene	4.8E-05	1.6E-06		5.7E+01	7.4E+00	6.7E-04	2.5E-04				
Ethylene											
Methylene chloride	2.2E-08	7.2E-10		7.2E-02	7.7E-01	3.1E-07	1.2E-07				
Tetrachloroethene	1.1E-05	3.7E-07		1.8E+01	6.9E+00	1.6E-04	6.0E-05				
Trichloroethene	3.2E-04	1.0E-05		5.5E+02	3.4E+02	4.4E-03	1.7E-03				
Vinyl chloride	1.0E-05	3.3E-07		3.1E+01	2.5E+02	1.4E-04	5.4E-05				
cis-1,2-Dichloroethene	1.6E-05	5.2E-07		3.7E+01	7.9E+01	2.3E-04	8.6E-05				

Table 3.36 Representative concentrations of COPCs in biota derived from uptake modeling (continued)

----- AREA_CODE=1 MED_NAME=RGa Groundwater -----
(continued)

Analyte	Venison	Rabbit	Quail	Fish	Vegetable	Beef	Milk	Turkey	Chicken	Pork	Egg
trans-1,2-Dichloroethene	3.3E-07	1.1E-08		1.6E+00	1.9E+02	4.5E-06	1.7E-06				
Americium-241	1.2E-04	3.8E-06	1.2E-04	2.5E+01	1.0E+01	1.6E-03	7.4E-05	4.9E-03	1.2E-03	8.6E-04	7.9E-04
Cesium-137	7.1E-01	2.3E-02	9.3E-01	7.8E+03	4.2E+01	9.8E+00	2.0E+00	3.9E+01	9.3E+00	5.7E+00	3.7E-01
Cobalt-60	5.3E-04	1.7E-05	7.1E-02	4.4E+02	9.3E+00	7.4E-03	6.2E-03	2.9E+00	7.1E-01	1.8E-02	3.5E-02
Neptunium-237	2.0E-03	6.5E-05	1.4E-05	2.2E+01	7.3E+00	2.8E-02	3.3E-04				
Plutonium-239	4.7E-06	1.5E-07	9.4E-06	3.9E+00	1.7E+00	6.5E-05	8.6E-06	3.9E-04	9.4E-05	6.4E-05	1.6E-05
Radium-226	1.3E-01	4.3E-03		1.4E+03	4.3E+01	1.8E+00	5.2E-01				
Radon-222	8.4E+00	2.7E-01		8.8E+04	1.8E+02	1.2E+02	1.9E+01				
Techneium-99	1.3E-01	4.0E-03	2.5E-01	7.0E+03	2.6E+06	1.7E+00	2.9E+00	1.0E+01	2.5E+00	3.2E-01	2.5E+02
Thorium-230	2.3E-04	7.5E-06	1.6E-06	6.5E+01	8.4E+00	3.2E-03	1.9E-04				
Uranium-234	1.8E-03	5.6E-05	3.9E-02	1.6E+01	2.1E+01	2.4E-02	3.9E-02	1.6E+00	3.9E-01	6.2E-01	3.9E-01
Uranium-235	2.9E-04	9.4E-06	4.9E-03	2.2E+01	2.6E+00	4.0E-03	4.9E-03	2.0E-01	4.9E-02	7.7E-02	4.9E-02
Uranium-235/236	2.3E-04	7.3E-06	3.8E-03	1.7E+01	2.0E+00	3.1E-03	3.8E-03	1.6E-01	3.8E-02	6.0E-02	3.8E-02
Uranium-238	2.8E-03	9.1E-05	4.5E-02	2.4E+02	2.4E+01	3.9E-02	4.6E-02	1.9E+00	4.5E-01	7.1E-01	4.5E-01

----- AREA_CODE=1 MED_NAME=UCRS Groundwater -----

Analyte	Venison	Rabbit	Quail	Fish	Vegetable	Beef	Milk	Turkey	Chicken	Pork	Egg
Aluminum	1.4E-02	4.6E-04	9.5E-05		3.4E+01	2.0E-01	3.2E-02				
Ammonia as Nitrogen	6.4E-09	2.1E-10		4.2E-02	2.1E+01	8.9E-08	3.4E-08				
Antimony	4.0E-06	1.3E-07	2.7E-08	2.8E+00	3.7E-01	5.6E-05	4.2E-05				
Arsenic	1.0E-04	3.3E-06	6.8E-07		1.9E-01	1.4E-03	5.1E-05				
Barium	2.1E-04	6.8E-06	6.4E-05	1.2E+00	3.8E+00	2.9E-03	8.5E-03	2.7E-03	6.4E-04		6.4E-02
Beryllium	6.1E-06	2.0E-07	4.1E-08	1.7E-01	2.2E-02	8.5E-05	9.2E-08				
Cadmium	1.1E-05	3.7E-07	1.5E-04	1.6E+00	1.4E-01	1.6E-04	4.7E-04	6.3E-03	1.5E-03	7.3E-04	1.9E-04
Chromium	1.1E-03	3.6E-05	7.4E-06	6.9E+00	4.5E-01	1.5E-02	2.1E-05				
Cobalt	8.7E-06	2.8E-07	1.2E-03	7.3E+00	3.3E-01	1.2E-04	1.0E-04	4.8E-02	1.2E-02	3.0E-04	5.8E-04
Fluoride											
Iron	3.4E-01	1.1E-02	1.1E-01	9.5E+02	6.2E+01	4.8E+00	8.6E-03	4.8E+00	1.1E+00	7.6E-01	1.1E+00
Kjeldahl Nitrogen											
Lead	6.7E-05	2.2E-06	4.5E-07	1.4E+01	6.0E-01	9.3E-04	8.4E-04				
Manganese	9.5E-04	3.0E-05	6.3E-04	2.1E+02	8.1E+00	1.3E-02	9.4E-04	2.6E-02	6.3E-03	1.2E-02	7.6E-03
Mercury	1.1E-05	3.5E-07	2.2E-07	3.0E-01	7.1E-03	1.5E-04	8.5E-06	9.0E-06	2.2E-06		
Molybdenum	3.6E-05	1.2E-06	2.4E-04	1.0E-01	1.6E-01	5.0E-04	1.0E-03	1.0E-02	2.4E-03		2.2E-03
Nickel	2.4E-03	7.8E-05		1.3E+01	2.0E+00	3.4E-02	1.3E-01				
Nitrate as Nitrogen											
Nitrate/Nitrite											
Orthophosphate											
Selenium	9.4E-04	3.0E-05	5.6E-04		4.3E-02	1.3E-02	1.6E-03	2.3E-02	5.6E-03	5.1E-03	5.6E-03

Table 3.36 Representative concentrations of COPCs in biota derived from uptake modeling (continued)

----- AREA_CODE=1 MED_NAME=UCRS Groundwater -----											
(continued)											
Analyte	Venison	Rabbit	Quail	Fish	Vegetable	Beef	Milk	Turkey	Chicken	Pork	Egg
Silica											
Strontium	3.7E-02	1.2E-03	2.5E-03	7.7E+01	2.6E+01	5.2E-01	2.2E-01	1.0E-01	2.5E-02	3.2E-01	6.2E-02
Sulfate											
Sulfide											
Tetraoxo-sulfate(1-)											
Thallium	8.0E-03	2.6E-04	5.3E-05		7.2E-01	1.1E-01	6.7E-03				
Tin	9.4E-04	3.0E-05		7.8E+01	6.2E-01	1.3E-02	1.6E-03				
Uranium	1.3E-05	4.1E-07	2.8E-04	1.2E-01	1.5E-01	1.8E-04	2.8E-04	1.2E-02	2.8E-03	4.5E-03	2.8E-03
Vanadium	7.0E-04	2.2E-05	4.6E-06	7.7E-01	1.0E+00	9.7E-03	9.3E-05				
Zinc	6.5E-03	2.1E-04	3.0E-03	1.8E+01	4.0E-01	9.0E-02	1.1E-02	1.3E-01	3.0E-02	1.7E-02	1.3E-02
1,1-Dichloroethene	1.1E-06	3.7E-08		2.7E+00	7.6E+00	1.6E-05	6.0E-06				
1,2-Dichloroethane	5.7E-09	1.8E-10		1.6E-02	1.0E-01	7.9E-08	3.0E-08				
1,2-Dichloroethene	1.0E-09	3.3E-11		5.1E-03	6.0E-01	1.4E-08	5.4E-09				
2,4-Dimethylphenol	7.9E-08	2.5E-09		1.5E-01	1.1E-01	1.1E-06	4.2E-07				
Benzene	8.9E-08	2.8E-09		1.8E-01	2.3E-01	1.2E-06	4.7E-07				
Bis(2-ethylhexyl)phthalate	7.2E-06	2.3E-07		3.1E+00	1.3E-02	9.9E-05	3.8E-05				
Chloroethane	1.9E-06	6.0E-08		5.6E+00	4.5E+01	2.6E-05	9.8E-06				
Chloroform	1.5E-07	4.9E-09		3.3E-01	5.4E-01	2.1E-06	8.1E-07				
Di-n-butyl phthalate	7.0E-06	2.3E-07		3.1E+00	1.3E-02	9.7E-05	3.7E-05				
Dimethylbenzene	1.5E-04	4.9E-06		1.6E+02	1.4E+01	2.1E-03	8.0E-04				
Ethane											
Ethylbenzene	5.5E-05	1.8E-06		6.4E+01	8.3E+00	7.6E-04	2.9E-04				
Ethylene											
Fluorene	8.9E-06	2.9E-07		5.1E+00	5.4E-02	1.2E-04	4.7E-05				
Isophorone	2.3E-08	7.3E-10		5.8E-02	2.1E-01	3.2E-07	1.2E-07				
Methylene chloride	1.8E-08	5.9E-10		5.8E-02	6.3E-01	2.5E-07	9.6E-08				
Naphthalene	2.5E-06	8.2E-08		2.7E+00	2.3E-01	3.5E-05	1.3E-05				
Phenanthrene	1.4E-05	4.5E-07	2.5E-05	7.2E+00	5.3E-02	1.9E-04	7.3E-05				
Trichloroethene	7.6E-04	2.4E-05		1.3E+03	8.0E+02	1.0E-02	4.0E-03				
Vinyl chloride	1.1E-05	3.6E-07		3.4E+01	2.8E+02	1.6E-04	6.0E-05				
cis-1,2-Dichloroethene	3.5E-05	1.1E-06		8.0E+01	1.7E+02	4.9E-04	1.8E-04				
trans-1,2-Dichloroethene	1.4E-07	4.4E-09		6.8E-01	7.9E+01	1.9E-06	7.2E-07				
Americium-241	3.6E-05	1.2E-06	3.6E-05	7.5E+00	3.2E+00	5.0E-04	2.3E-05	1.5E-03	3.6E-04	2.6E-04	2.4E-04
Cobalt-60	3.0E-04	9.7E-06	4.0E-02	2.5E+02	5.3E+00	4.2E-03	3.5E-03	1.7E+00	4.0E-01	1.0E-02	2.0E-02
Neptunium-237	2.8E-03	8.9E-05	1.8E-05	3.0E+01	9.9E+00	3.8E-02	4.5E-04				
Plutonium-239	1.6E-05	5.1E-07	3.2E-05	1.3E+01	5.7E+00	2.2E-04	2.9E-05	1.3E-03	3.2E-04	2.2E-04	5.3E-05
Radium-226	9.7E-03	3.1E-04		1.1E+02	3.1E+00	1.3E-01	3.8E-02				
Radon-222	1.9E+01	6.0E-01		2.0E+05	4.0E+02	2.6E+02	4.2E+01				
Techetium-99	6.6E-02	2.1E-03	1.3E-01	3.7E+03	1.4E+06	9.1E-01	1.5E+00	5.5E+00	1.3E+00	1.7E-01	1.3E+02
Thorium-228	1.2E-01	3.8E-03	1.5E-06	3.6E+02	3.0E+00	1.7E+00	1.8E-01				
Uranium-234	4.7E-03	1.5E-04	1.0E-01	4.3E+01	5.6E+01	6.5E-02	1.0E-01	4.3E+00	1.0E+00	1.6E+00	1.0E+00

Table 3.36 Representative concentrations of COPCs in biota derived from uptake modeling (continued)

----- AREA_CODE=1 MED_NAME=UCRS Groundwater -----											
(continued)											
Analyte	Venison	Rabbit	Quail	Fish	Vegetable	Beef	Milk	Turkey	Chicken	Pork	Egg
Uranium-235	1.4E-03	4.4E-05	2.3E-02	1.0E+02	1.2E+01	1.9E-02	2.3E-02	9.4E-01	2.3E-01	3.6E-01	2.3E-01
Uranium-235/236	1.2E-04	3.7E-06	1.9E-03	8.8E+00	1.0E+00	1.6E-03	1.9E-03	8.0E-02	1.9E-02	3.0E-02	1.9E-02
Uranium-238	1.7E-02	5.6E-04	2.8E-01	1.5E+03	1.5E+02	2.4E-01	2.9E-01	1.2E+01	2.8E+00	4.4E+00	2.8E+00
----- AREA_CODE=m MED_NAME=McNairy Groundwater -----											
Analyte	Venison	Rabbit	Quail	Fish	Vegetable	Beef	Milk	Turkey	Chicken	Pork	Egg
Aluminum	3.6E-03	1.1E-04	2.4E-05		8.5E+00	4.9E-02	7.9E-03				
Arsenic	4.1E-05	1.3E-06	2.7E-07		7.5E-02	5.6E-04	2.0E-05				
Barium	1.4E-04	4.6E-06	4.3E-05	7.9E-01	2.6E+00	2.0E-03	5.7E-03	1.8E-03	4.3E-04		4.3E-02
Beryllium	2.5E-05	7.9E-07	1.6E-07	6.8E-01	8.9E-02	3.4E-04	3.7E-07				
Cadmium	2.7E-05	8.6E-07	3.5E-04	3.7E+00	3.3E-01	3.7E-04	1.1E-03	1.5E-02	3.5E-03	1.7E-03	4.4E-04
Chromium	2.7E-03	8.6E-05	1.8E-05	1.7E+01	1.1E+00	3.7E-02	5.0E-05				
Cobalt	1.1E-05	3.5E-07	1.4E-03	9.0E+00	4.1E-01	1.5E-04	1.3E-04	6.0E-02	1.4E-02	3.7E-04	7.2E-04
Fluoride											
Iron	2.2E+00	7.0E-02	7.2E-01	6.0E+03	3.9E+02	3.0E+01	5.4E-02	3.0E+01	7.2E+00	4.8E+00	7.2E+00
Manganese	8.7E-04	2.8E-05	5.8E-04	1.9E+02	7.4E+00	1.2E-02	8.6E-04	2.4E-02	5.8E-03	1.1E-02	6.9E-03
Mercury	1.2E-05	4.0E-07	2.5E-07	3.4E-01	8.1E-03	1.7E-04	9.7E-06	1.0E-05	2.5E-06		
Molybdenum	1.3E-04	4.2E-06	8.7E-04	3.6E-01	5.7E-01	1.8E-03	3.7E-03	3.6E-02	8.7E-03		7.8E-03
Nickel	7.6E-04	2.4E-05		4.2E+00	6.2E-01	1.0E-02	4.0E-02				
Silica											
Sulfate											
Tetraoxo-sulfate(1-)											
Uranium	2.1E-06	6.8E-08	4.7E-05	1.9E-02	2.5E-02	2.9E-05	4.7E-05	1.9E-03	4.7E-04	7.4E-04	4.7E-04
Vanadium	1.3E-03	4.3E-05	9.0E-06	1.5E+00	1.9E+00	1.9E-02	1.8E-04				
Zinc	1.4E-02	4.6E-04	6.6E-03	3.9E+01	8.8E-01	2.0E-01	2.4E-02	2.8E-01	6.6E-02	3.6E-02	2.8E-02
Trichloroethene	3.4E-08	1.1E-09		5.9E-02	3.6E-02	4.8E-07	1.8E-07				
Neptunium-237	5.1E-05	1.6E-06	3.4E-07	5.6E-01	1.8E-01	7.0E-04	8.3E-06				
Plutonium-239	8.5E-07	2.7E-08	1.7E-06	7.1E-01	3.1E-01	1.2E-05	1.6E-06	7.1E-05	1.7E-05	1.2E-05	2.8E-06
Radium-226	3.9E-02	1.2E-03		4.2E+02	1.2E+01	5.4E-01	1.5E-01				
Radon-222	4.7E+00	1.5E-01		4.9E+04	9.9E+01	6.5E+01	1.1E+01				
Technetium-99	4.2E-03	1.3E-04	8.3E-03	2.3E+02	8.6E+04	5.8E-02	9.7E-02	3.5E-01	8.3E-02	1.1E-02	8.3E+00
Thorium-230	2.0E-04	6.3E-06	1.3E-06	5.4E+01	7.0E+00	2.7E-03	1.6E-04				

Table 3.36 Representative concentrations of COPCs in biota derived from uptake modeling (continued)

----- AREA_CODE=m MED_NAME=Other Groundwater -----											
Analyte	Venison	Rabbit	Quail	Fish	Vegetable	Beef	Milk	Turkey	Chicken	Pork	Egg
Aluminum	1.9E-02	6.1E-04	1.3E-04		4.5E+01	2.6E-01	4.2E-02				
Ammonia as Nitrogen	3.7E-07	1.2E-08		2.4E+00	1.2E+03	5.1E-06	1.9E-06				
Antimony	5.2E-06	1.7E-07	3.4E-08	3.6E+00	4.8E-01	7.2E-05	5.4E-05				
Arsenic	1.9E-05	6.1E-07	1.3E-07		3.5E-02	2.6E-04	9.5E-06				
Barium	7.3E-05	2.4E-06	2.2E-05	4.1E-01	1.3E+00	1.0E-03	2.9E-03	9.1E-04	2.2E-04		2.2E-02
Beryllium	9.9E-06	3.2E-07	6.6E-08	2.7E-01	3.6E-02	1.4E-04	1.5E-07				
Cadmium	2.3E-05	7.4E-07	3.1E-04	3.2E+00	2.9E-01	3.2E-04	9.6E-04	1.3E-02	3.1E-03	1.5E-03	3.8E-04
Chromium	8.7E-04	2.8E-05	5.8E-06	5.3E+00	3.4E-01	1.2E-02	1.6E-05				
Cobalt	2.3E-05	7.4E-07	3.1E-03	1.9E+01	8.8E-01	3.2E-04	2.7E-04	1.3E-01	3.1E-02	7.8E-04	1.5E-03
Fluoride											
Iron	3.4E+00	1.1E-01	1.1E+00	9.3E+03	6.0E+02	4.6E+01	8.4E-02	4.6E+01	1.1E+01	7.4E+00	1.1E+01
Kjeldahl Nitrogen											
Lead	1.8E-04	5.7E-06	1.2E-06	3.7E+01	1.6E+00	2.5E-03	2.2E-03				
Manganese	7.2E-03	2.3E-04	4.8E-03	1.6E+03	6.1E+01	1.0E-01	7.2E-03	2.0E-01	4.8E-02	8.8E-02	5.7E-02
Mercury	6.5E-06	2.1E-07	1.3E-07	1.8E-01	4.3E-03	9.1E-05	5.1E-06	5.4E-06	1.3E-06		
Nickel	1.1E-03	3.7E-05		6.3E+00	9.3E-01	1.6E-02	6.1E-02				
Nitrate as Nitrogen											
Silica											
Strontium	1.7E-02	5.6E-04	1.2E-03	3.6E+01	1.2E+01	2.4E-01	1.0E-01	4.8E-02	1.2E-02	1.5E-01	2.9E-02
Sulfate											
Sulfide											
Tetraoxo-sulfate(1-)											
Thallium	1.1E-02	3.5E-04	7.2E-05		9.7E-01	1.5E-01	9.0E-03				
Tin	1.9E-04	6.0E-06		1.6E+01	1.2E-01	2.6E-03	3.1E-04				
Uranium	3.0E-06	9.6E-08	6.6E-05	2.8E-02	3.6E-02	4.1E-05	6.6E-05	2.8E-03	6.6E-04	1.0E-03	6.6E-04
Vanadium	9.8E-04	3.2E-05	6.5E-06	1.1E+00	1.4E+00	1.4E-02	1.3E-04				
Zinc	1.6E-02	5.3E-04	7.7E-03	4.6E+01	1.0E+00	2.3E-01	2.7E-02	3.2E-01	7.7E-02	4.2E-02	3.3E-02
1,1-Dichloroethane	9.5E-08	3.0E-09		2.3E-01	6.3E-01	1.3E-06	5.0E-07				
1,1-Dichloroethene	1.5E-07	4.8E-09		3.6E-01	1.0E+00	2.1E-06	7.9E-07				
1,2-Dichloroethene	2.6E-08	8.4E-10		1.3E-01	1.5E+01	3.6E-07	1.4E-07				
Acetone	2.6E-09	8.3E-11		1.9E-02	2.0E+01	3.6E-08	1.4E-08				
Di-n-butyl phthalate	4.0E-05	1.3E-06		1.7E+01	7.4E-02	5.5E-04	2.1E-04				
Methylene chloride	8.0E-09	2.6E-10		2.5E-02	2.7E-01	1.1E-07	4.2E-08				
Naphthalene	2.4E-06	7.8E-08		2.6E+00	2.2E-01	3.4E-05	1.3E-05				
Phenanthrene	7.2E-06	2.3E-07	1.3E-05	3.7E+00	2.7E-02	1.0E-04	3.8E-05				
Trichloroethene	5.5E-07	1.8E-08		9.5E-01	5.8E-01	7.6E-06	2.9E-06				
Vinyl chloride	3.4E-08	1.1E-09		1.0E-01	8.3E-01	4.7E-07	1.8E-07				

Table 3.36 Representative concentrations of COPCs in biota derived from uptake modeling (continued)

----- AREA_CODE=m MED_NAME=Other Groundwater -----
(continued)

Analyte	Venison	Rabbit	Quail	Fish	Vegetable	Beef	Milk	Turkey	Chicken	Pork	Egg
cis-1,2-Dichloroethene	6.5E-07	2.1E-08		1.5E+00	3.1E+00	8.9E-06	3.4E-06				
Neptunium-237	2.0E-03	6.4E-05	1.3E-05	2.2E+01	7.1E+00	2.7E-02	3.3E-04				
Radium-226	2.3E-02	7.5E-04		2.5E+02	7.5E+00	3.2E-01	9.2E-02				
Radon-222	1.7E+01	5.5E-01		1.8E+05	3.6E+02	2.4E+02	3.9E+01				
Technetium-99	3.9E-03	1.3E-04	7.9E-03	2.2E+02	8.1E+04	5.5E-02	9.2E-02	3.3E-01	7.9E-02	1.0E-02	7.9E+00
Thorium-228	1.5E-01	4.7E-03	1.9E-06	4.4E+02	3.6E+00	2.0E+00	2.2E-01				
Thorium-230	9.8E-05	3.1E-06	6.5E-07	2.7E+01	3.5E+00	1.4E-03	8.1E-05				
Uranium-234	2.3E-03	7.2E-05	5.0E-02	2.1E+01	2.7E+01	3.1E-02	5.0E-02	2.1E+00	5.0E-01	7.9E-01	5.0E-01
Uranium-235	3.8E-04	1.2E-05	6.3E-03	2.9E+01	3.4E+00	5.2E-03	6.3E-03	2.6E-01	6.3E-02	9.9E-02	6.3E-02
Uranium-238	3.4E-03	1.1E-04	5.3E-02	2.9E+02	2.9E+01	4.7E-02	5.5E-02	2.2E+00	5.3E-01	8.5E-01	5.3E-01

----- AREA_CODE=m MED_NAME=RGa Groundwater -----

Analyte	Venison	Rabbit	Quail	Fish	Vegetable	Beef	Milk	Turkey	Chicken	Pork	Egg
Aluminum	4.2E-03	1.4E-04	2.8E-05		1.0E+01	5.9E-02	9.4E-03				
Antimony	1.1E-05	3.7E-07	7.6E-08	7.9E+00	1.0E+00	1.6E-04	1.2E-04				
Arsenic	1.9E-05	6.1E-07	1.3E-07		3.5E-02	2.6E-04	9.5E-06				
Barium	7.1E-05	2.3E-06	2.1E-05	3.9E-01	1.3E+00	9.8E-04	2.8E-03	8.8E-04	2.1E-04		2.1E-02
Beryllium Bicarbonate	2.6E-05	8.3E-07	1.7E-07	7.2E-01	9.3E-02	3.6E-04	3.9E-07				
Boron	7.6E-04	2.5E-05			1.3E+01	1.1E-02	2.4E-02				
Cadmium	1.4E-05	4.6E-07	1.9E-04	2.0E+00	1.8E-01	2.0E-04	6.0E-04	8.0E-03	1.9E-03	9.2E-04	2.4E-04
Cerium											
Chromium	5.9E-03	1.9E-04	3.9E-05	3.6E+01	2.3E+00	8.1E-02	1.1E-04				
Cobalt	1.0E-05	3.3E-07	1.4E-03	8.5E+00	3.9E-01	1.4E-04	1.2E-04	5.7E-02	1.4E-02	3.5E-04	6.8E-04
Copper	9.5E-04	3.1E-05	3.5E-04	5.9E+00	4.6E-01	1.3E-02	2.6E-03	1.5E-02	3.5E-03	4.0E-03	3.5E-03
Fluoride											
Gallium											
Iron	1.8E-01	5.8E-03	5.9E-02	5.0E+02	3.2E+01	2.5E+00	4.5E-03	2.5E+00	5.9E-01	4.0E-01	5.9E-01
Lead	7.4E-05	2.4E-06	4.9E-07	1.5E+01	6.6E-01	1.0E-03	9.2E-04				
Lithium	1.4E-03	4.6E-05			5.3E-01	2.0E-02	4.8E-02				
Manganese	1.9E-04	6.1E-06	1.3E-04	4.2E+01	1.6E+00	2.6E-03	1.9E-04	5.3E-03	1.3E-03	2.3E-03	1.5E-03
Mercury	4.5E-06	1.4E-07	8.9E-08	1.2E-01	2.9E-03	6.2E-05	3.5E-06	3.7E-06	8.9E-07		
Molybdenum	1.0E-04	3.3E-06	6.9E-04	2.9E-01	4.5E-01	1.4E-03	2.9E-03	2.9E-02	6.9E-03		6.2E-03
Nickel	1.2E-03	3.8E-05		6.5E+00	9.6E-01	1.6E-02	6.3E-02				
Nitrate as Nitrogen											
Selenium	9.2E-04	2.9E-05	5.5E-04		4.2E-02	1.3E-02	1.5E-03	2.3E-02	5.5E-03	5.0E-03	5.5E-03
Silica											
Silver	2.5E-04	8.0E-06	1.1E-03	1.1E-01	3.0E-01	3.4E-03	6.9E-05	4.6E-02	1.1E-02	2.8E-03	

Table 3.36 Representative concentrations of COPCs in biota derived from uptake modeling (continued)

----- AREA_CODE=m MED_NAME=RGa Groundwater -----
(continued)

Analyte	Venison	Rabbit	Quail	Fish	Vegetable	Beef	Milk	Turkey	Chicken	Pork	Egg
Sulfate											
Tetraoxo-sulfate(1-)											
Thallium	1.6E-02	5.0E-04	1.0E-04		1.4E+00	2.2E-01	1.3E-02				
Thorium											
Titanium	3.9E-03	1.3E-04			4.7E-01	5.5E-02	2.2E-02				
Uranium	1.2E-06	4.0E-08	2.8E-05	1.1E-02	1.5E-02	1.7E-05	2.8E-05	1.1E-03	2.8E-04	4.4E-04	2.8E-04
Vanadium	5.7E-04	1.8E-05	3.8E-06	6.3E-01	8.2E-01	7.9E-03	7.6E-05				
Zinc	2.0E-02	6.5E-04	9.5E-03	5.6E+01	1.3E+00	2.8E-01	3.4E-02	3.9E-01	9.5E-02	5.2E-02	4.1E-02
Zirconium	3.6E-08	1.2E-09	1.4E-08	3.0E+00	1.3E-01	5.0E-07	3.3E-07	6.0E-07	1.4E-07		4.8E-07
1,1-Dichloroethene	1.1E-07	3.7E-09		2.7E-01	7.6E-01	1.6E-06	6.0E-07				
1,2-Dichlorobenzene	1.3E-08	4.2E-10		1.3E-02	9.0E-04	1.8E-07	6.8E-08				
1,2-Dichloroethene	5.3E-10	1.7E-11		2.7E-03	3.1E-01	7.4E-09	2.8E-09				
1,3,5-Trimethylbenzene	1.8E-07	5.8E-09		1.3E-01	2.9E-03	2.5E-06	9.5E-07				
1,4-Dichlorobenzene	1.4E-08	4.5E-10		1.4E-02	9.8E-04	1.9E-07	7.4E-08				
2-Butanone	1.9E-09	6.2E-11		1.1E-02	2.4E+00	2.7E-08	1.0E-08				
4-Bromofluorobenzene											
4-Methyl-2-pentanone	1.3E-08	4.1E-10		4.3E-02	6.2E-01	1.8E-07	6.8E-08				
Acetone	5.8E-10	1.9E-11		4.3E-03	4.4E+00	8.1E-09	3.1E-09				
Acrylonitrile	1.6E-09	5.2E-11		9.1E-03	2.1E+00	2.2E-08	8.4E-09				
Benzene	1.1E-08	3.7E-10		2.3E-02	3.0E-02	1.6E-07	6.0E-08				
Bis(2-ethylhexyl)phthalate	4.3E-05	1.4E-06		1.9E+01	8.0E-02	5.9E-04	2.3E-04				
Bromomethane	1.4E-09	4.6E-11		4.8E-03	6.8E-02	2.0E-08	7.5E-09				
Carbazole	6.5E-06	2.1E-07		5.2E+00	1.7E-01	9.0E-05	3.4E-05				
Carbon tetrachloride	3.4E-08	1.1E-09		4.7E-02	1.2E-02	4.7E-07	1.8E-07				
Chloroform	1.8E-08	5.8E-10		3.9E-02	6.4E-02	2.5E-07	9.5E-08				
Chloromethane	1.5E-09	4.7E-11		5.8E-03	1.9E-01	2.0E-08	7.7E-09				
Chrysene	2.7E-05	8.7E-07		7.6E+00	7.8E-03	3.8E-04	1.4E-04				
Di-n-butyl phthalate	4.3E-05	1.4E-06		1.9E+01	7.9E-02	5.9E-04	2.2E-04				
Dimethylbenzene	1.1E-06	3.5E-08		1.1E+00	9.8E-02	1.5E-05	5.7E-06				
Ethanol											
Ethylbenzene	1.1E-07	3.7E-09		1.3E-01	1.7E-02	1.6E-06	6.0E-07				
Methylene chloride	6.5E-09	2.1E-10		2.1E-02	2.2E-01	9.0E-08	3.4E-08				
PCB-1254	3.8E-05	1.2E-06	2.5E-05	9.0E+00	5.5E-03	5.3E-04	2.0E-04				
Polychlorinated biphenyl	9.0E-06	2.9E-07		2.1E+00	1.3E-03	1.3E-04	4.7E-05				
Tetrachloroethene	7.2E-08	2.3E-09		1.1E-01	4.3E-02	1.0E-06	3.8E-07				
Trichloroethene	1.3E-05	4.3E-07		2.3E+01	1.4E+01	1.8E-04	7.0E-05				
Vinyl chloride	2.3E-09	7.3E-11		6.8E-03	5.5E-02	3.1E-08	1.2E-08				
cis-1,2-Dichloroethene	1.6E-07	5.1E-09		3.6E-01	7.6E-01	2.2E-06	8.3E-07				
m,p-Xylene	9.8E-09	3.2E-10		1.0E-02	8.9E-04	1.4E-07	5.2E-08				
trans-1,2-Dichloroethene	1.4E-09	4.4E-11		6.8E-03	7.9E-01	1.9E-08	7.2E-09				
trans-1,3-Dichloropropene											

Table 3.36 Representative concentrations of COPCs in biota derived from uptake modeling (continued)

----- AREA_CODE=m MED_NAME=RGa Groundwater -----
(continued)

Analyte	Venison	Rabbit	Quail	Fish	Vegetable	Beef	Milk	Turkey	Chicken	Pork	Egg
Americium-241	1.6E-05	5.1E-07	1.6E-05	3.3E+00	1.4E+00	2.2E-04	1.0E-05	6.6E-04	1.6E-04	1.2E-04	1.1E-04
Cesium-137	1.1E-01	3.5E-03	1.4E-01	1.2E+03	6.5E+00	1.5E+00	3.0E-01	6.0E+00	1.4E+00	8.8E-01	5.8E-02
Cobalt-60	1.4E-04	4.4E-06	1.8E-02	1.1E+02	2.4E+00	1.9E-03	1.6E-03	7.5E-01	1.8E-01	4.6E-03	9.1E-03
Neptunium-237	2.9E-04	9.2E-06	1.9E-06	3.1E+00	1.0E+00	4.0E-03	4.7E-05				
Plutonium-239	4.9E-06	1.6E-07	9.8E-06	4.1E+00	1.8E+00	6.8E-05	9.0E-06	4.1E-04	9.8E-05	6.7E-05	1.6E-05
Radium-226	2.8E-02	9.0E-04		3.0E+02	8.9E+00	3.9E-01	1.1E-01				
Radon-222	8.7E+00	2.8E-01		9.2E+04	1.9E+02	1.2E+02	2.0E+01				
Techneium-99	4.6E-02	1.5E-03	9.2E-02	2.5E+03	9.5E+05	6.4E-01	1.1E+00	3.8E+00	9.2E-01	1.2E-01	9.2E+01
Thorium-230	8.6E-05	2.7E-06	5.7E-07	2.4E+01	3.1E+00	1.2E-03	7.1E-05				

----- AREA_CODE=m MED_NAME=UCRS Groundwater -----

Analyte	Venison	Rabbit	Quail	Fish	Vegetable	Beef	Milk	Turkey	Chicken	Pork	Egg
Aluminum	1.8E-02	5.8E-04	1.2E-04		4.4E+01	2.5E-01	4.0E-02				
Antimony	8.3E-06	2.7E-07	5.5E-08	5.7E+00	7.6E-01	1.1E-04	8.6E-05				
Arsenic	2.9E-05	9.3E-07	1.9E-07		5.3E-02	4.0E-04	1.4E-05				
Barium	2.0E-04	6.5E-06	6.1E-05	1.1E+00	3.7E+00	2.8E-03	8.1E-03	2.5E-03	6.1E-04		6.1E-02
Cadmium	1.5E-05	4.7E-07	1.9E-04	2.0E+00	1.8E-01	2.0E-04	6.1E-04	8.1E-03	1.9E-03	9.3E-04	2.4E-04
Chromium	9.6E-04	3.1E-05	6.4E-06	5.9E+00	3.8E-01	1.3E-02	1.8E-05				
Cobalt	9.5E-06	3.1E-07	1.3E-03	7.9E+00	3.6E-01	1.3E-04	1.1E-04	5.3E-02	1.3E-02	3.2E-04	6.3E-04
Copper	4.3E-03	1.4E-04	1.6E-03	2.6E+01	2.1E+00	5.9E-02	1.2E-02	6.5E-02	1.6E-02	1.8E-02	1.6E-02
Fluoride											
Iron	3.0E-01	9.6E-03	9.9E-02	8.3E+02	5.4E+01	4.1E+00	7.4E-03	4.1E+00	9.9E-01	6.6E-01	9.9E-01
Lead	7.4E-05	2.4E-06	4.9E-07	1.5E+01	6.7E-01	1.0E-03	9.3E-04				
Manganese	3.7E-04	1.2E-05	2.5E-04	8.2E+01	3.2E+00	5.1E-03	3.7E-04	1.0E-02	2.5E-03	4.5E-03	3.0E-03
Mercury	4.2E-06	1.3E-07	8.3E-08	1.1E-01	2.7E-03	5.7E-05	3.2E-06	3.4E-06	8.3E-07		
Nickel	1.1E-03	3.6E-05		6.2E+00	9.1E-01	1.5E-02	5.9E-02				
Nitrate as Nitrogen											
Silica											
Silver	2.2E-04	7.2E-06	9.9E-04	1.0E-01	2.7E-01	3.1E-03	6.2E-05	4.1E-02	9.9E-03	2.5E-03	
Sulfate											
Tetraoxo-sulfate(1-)											
Thallium	1.2E-03	3.8E-05	7.9E-06		1.1E-01	1.6E-02	9.8E-04				
Uranium	6.9E-05	2.2E-06	1.5E-03	6.4E-01	8.2E-01	9.5E-04	1.5E-03	6.4E-02	1.5E-02	2.4E-02	1.5E-02
Vanadium	2.0E-03	6.6E-05	1.4E-05	2.3E+00	2.9E+00	2.8E-02	2.7E-04				
Zinc	5.8E-02	1.9E-03	2.7E-02	1.6E+02	3.6E+00	8.1E-01	9.7E-02	1.1E+00	2.7E-01	1.5E-01	1.2E-01
Benzene	3.6E-08	1.2E-09		7.3E-02	9.3E-02	5.0E-07	1.9E-07				
Bromodichloromethane	1.0E-07	3.3E-09		2.1E-01	2.7E-01	1.4E-06	5.4E-07				
Chloroform	9.7E-08	3.1E-09		2.1E-01	3.4E-01	1.3E-06	5.1E-07				

Table 3.36 Representative concentrations of COPCs in biota derived from uptake modeling (continued)

----- AREA_CODE=m MED_NAME=UCRS Groundwater -----											
(continued)											
Analyte	Venison	Rabbit	Quail	Fish	Vegetable	Beef	Milk	Turkey	Chicken	Pork	Egg
Dibromochloromethane	2.9E-08	9.2E-10		5.5E-02	5.5E-02	4.0E-07	1.5E-07				
Ethanol											
Methylene chloride	7.6E-09	2.5E-10		2.4E-02	2.6E-01	1.1E-07	4.0E-08				
Trichloroethene	8.5E-08	2.7E-09		1.5E-01	9.0E-02	1.2E-06	4.5E-07				
Cesium-137	8.6E-02	2.8E-03	1.1E-01	9.5E+02	5.2E+00	1.2E+00	2.4E-01	4.8E+00	1.1E+00	7.0E-01	4.6E-02
Cobalt-60	2.5E-04	7.9E-06	3.3E-02	2.0E+02	4.3E+00	3.4E-03	2.9E-03	1.4E+00	3.3E-01	8.4E-03	1.6E-02
Neptunium-237	1.7E-04	5.6E-06	1.2E-06	1.9E+00	6.2E-01	2.4E-03	2.9E-05				
Plutonium-239	1.5E-06	4.9E-08	3.0E-06	1.3E+00	5.4E-01	2.1E-05	2.8E-06	1.3E-04	3.0E-05	2.1E-05	5.0E-06
Radium-226	4.2E-02	1.4E-03		4.6E+02	1.3E+01	5.8E-01	1.7E-01				
Radon-222	6.6E+00	2.1E-01		6.9E+04	1.4E+02	9.1E+01	1.5E+01				
Technetium-99	9.5E-03	3.1E-04	1.9E-02	5.3E+02	2.0E+05	1.3E-01	2.2E-01	7.9E-01	1.9E-01	2.4E-02	1.9E+01
----- AREA_CODE=n MED_NAME=McNairy Groundwater -----											
Analyte	Venison	Rabbit	Quail	Fish	Vegetable	Beef	Milk	Turkey	Chicken	Pork	Egg
Aluminum	8.4E-03	2.7E-04	5.6E-05		2.0E+01	1.2E-01	1.9E-02				
Antimony	1.2E-05	3.8E-07	7.8E-08	8.2E+00	1.1E+00	1.6E-04	1.2E-04				
Arsenic	3.4E-05	1.1E-06	2.2E-07		6.2E-02	4.7E-04	1.7E-05				
Barium	1.4E-04	4.4E-06	4.1E-05	7.5E-01	2.5E+00	1.9E-03	5.4E-03	1.7E-03	4.1E-04		4.1E-02
Beryllium	2.5E-05	8.0E-07	1.6E-07	6.9E-01	8.9E-02	3.4E-04	3.7E-07				
Cadmium	2.8E-05	8.8E-07	3.7E-04	3.8E+00	3.4E-01	3.8E-04	1.1E-03	1.5E-02	3.7E-03	1.8E-03	4.6E-04
Chromium	1.0E-03	3.3E-05	6.9E-06	6.4E+00	4.1E-01	1.4E-02	1.9E-05				
Cobalt	1.1E-05	3.5E-07	1.4E-03	8.9E+00	4.1E-01	1.5E-04	1.3E-04	6.0E-02	1.4E-02	3.7E-04	7.2E-04
Fluoride											
Iron	6.5E-01	2.1E-02	2.1E-01	1.8E+03	1.2E+02	8.9E+00	1.6E-02	8.9E+00	2.1E+00	1.4E+00	2.1E+00
Manganese	6.9E-04	2.2E-05	4.6E-04	1.5E+02	5.9E+00	9.5E-03	6.9E-04	1.9E-02	4.6E-03	8.4E-03	5.5E-03
Mercury	8.7E-06	2.8E-07	1.7E-07	2.4E-01	5.7E-03	1.2E-04	6.8E-06	7.2E-06	1.7E-06		
Molybdenum	1.3E-04	4.0E-06	8.4E-04	3.5E-01	5.5E-01	1.7E-03	3.6E-03	3.5E-02	8.4E-03		7.5E-03
Nickel	7.6E-04	2.5E-05		4.2E+00	6.2E-01	1.1E-02	4.1E-02				
Nitrate as Nitrogen											
Silica											
Sulfate											
Tetraoxo-sulfate(1-)											
Thallium	1.3E-02	4.1E-04	8.5E-05		1.2E+00	1.8E-01	1.1E-02				
Uranium	1.8E-06	5.9E-08	4.0E-05	1.7E-02	2.2E-02	2.5E-05	4.0E-05	1.7E-03	4.0E-04	6.4E-04	4.0E-04
Vanadium	1.1E-03	3.4E-05	7.1E-06	1.2E+00	1.5E+00	1.5E-02	1.4E-04				
Zinc	2.3E-02	7.4E-04	1.1E-02	6.3E+01	1.4E+00	3.2E-01	3.8E-02	4.4E-01	1.1E-01	5.8E-02	4.6E-02
Trichloroethene	3.8E-06	1.2E-07		6.5E+00	4.0E+00	5.2E-05	2.0E-05				
Neptunium-237	1.3E-04	4.2E-06	8.7E-07	1.4E+00	4.7E-01	1.8E-03	2.2E-05				

Table 3.36 Representative concentrations of COPCs in biota derived from uptake modeling (continued)

----- AREA_CODE=n MED_NAME=McNairy Groundwater -----											
(continued)											
Analyte	Venison	Rabbit	Quail	Fish	Vegetable	Beef	Milk	Turkey	Chicken	Pork	Egg
Plutonium-239	7.0E-07	2.2E-08	1.4E-06	5.8E-01	2.5E-01	9.7E-06	1.3E-06	5.8E-05	1.4E-05	9.5E-06	2.3E-06
Radium-226	3.5E-02	1.1E-03		3.9E+02	1.1E+01	4.9E-01	1.4E-01				
Radon-222	3.7E+00	1.2E-01		3.8E+04	7.8E+01	5.1E+01	8.3E+00				
Technetium-99	4.8E-03	1.5E-04	9.5E-03	2.6E+02	9.8E+04	6.6E-02	1.1E-01	4.0E-01	9.5E-02	1.2E-02	9.5E+00
Thorium-230	1.9E-04	6.1E-06	1.3E-06	5.2E+01	6.8E+00	2.6E-03	1.6E-04				
----- AREA_CODE=n MED_NAME=Other Groundwater -----											
Analyte	Venison	Rabbit	Quail	Fish	Vegetable	Beef	Milk	Turkey	Chicken	Pork	Egg
Aluminum	1.9E-02	6.1E-04	1.3E-04		4.5E+01	2.6E-01	4.2E-02				
Ammonia as Nitrogen	3.7E-07	1.2E-08		2.4E+00	1.2E+03	5.1E-06	1.9E-06				
Antimony	5.2E-06	1.7E-07	3.4E-08	3.6E+00	4.8E-01	7.2E-05	5.4E-05				
Arsenic	1.9E-05	6.1E-07	1.3E-07		3.5E-02	2.6E-04	9.5E-06				
Barium	7.3E-05	2.4E-06	2.2E-05	4.1E-01	1.3E+00	1.0E-03	2.9E-03	9.1E-04	2.2E-04		2.2E-02
Beryllium	9.9E-06	3.2E-07	6.6E-08	2.7E-01	3.6E-02	1.4E-04	1.5E-07				
Cadmium	2.3E-05	7.4E-07	3.1E-04	3.2E+00	2.9E-01	3.2E-04	9.6E-04	1.3E-02	3.1E-03	1.5E-03	3.8E-04
Chromium	8.7E-04	2.8E-05	5.8E-06	5.3E+00	3.4E-01	1.2E-02	1.6E-05				
Cobalt	2.3E-05	7.4E-07	3.1E-03	1.9E+01	8.8E-01	3.2E-04	2.7E-04	1.3E-01	3.1E-02	7.8E-04	1.5E-03
Fluoride											
Iron	3.4E+00	1.1E-01	1.1E+00	9.3E+03	6.0E+02	4.6E+01	8.4E-02	4.6E+01	1.1E+01	7.4E+00	1.1E+01
Kjeldahl Nitrogen											
Lead	1.8E-04	5.7E-06	1.2E-06	3.7E+01	1.6E+00	2.5E-03	2.2E-03				
Manganese	7.2E-03	2.3E-04	4.8E-03	1.6E+03	6.1E+01	1.0E-01	7.2E-03	2.0E-01	4.8E-02	8.8E-02	5.7E-02
Mercury	6.5E-06	2.1E-07	1.3E-07	1.8E-01	4.3E-03	9.1E-05	5.1E-06	5.4E-06	1.3E-06		
Nickel	1.1E-03	3.7E-05		6.3E+00	9.3E-01	1.6E-02	6.1E-02				
Nitrate as Nitrogen											
Silica											
Strontium	1.7E-02	5.6E-04	1.2E-03	3.6E+01	1.2E+01	2.4E-01	1.0E-01	4.8E-02	1.2E-02	1.5E-01	2.9E-02
Sulfate											
Sulfide											
Tetraoxo-sulfate(1-)											
Thallium	1.1E-02	3.5E-04	7.2E-05		9.7E-01	1.5E-01	9.0E-03				
Tin	1.9E-04	6.0E-06		1.6E+01	1.2E-01	2.6E-03	3.1E-04				
Uranium	3.0E-06	9.6E-08	6.6E-05	2.8E-02	3.6E-02	4.1E-05	6.6E-05	2.8E-03	6.6E-04	1.0E-03	6.6E-04
Vanadium	9.8E-04	3.2E-05	6.5E-06	1.1E+00	1.4E+00	1.4E-02	1.3E-04				
Zinc	1.6E-02	5.3E-04	7.7E-03	4.6E+01	1.0E+00	2.3E-01	2.7E-02	3.2E-01	7.7E-02	4.2E-02	3.3E-02
1,1-Dichloroethane	9.4E-08	3.0E-09		2.3E-01	6.2E-01	1.3E-06	4.9E-07				
1,1-Dichloroethene	1.5E-07	4.8E-09		3.6E-01	9.8E-01	2.1E-06	7.8E-07				
1,2-Dichloroethene	2.2E-08	7.1E-10		1.1E-01	1.3E+01	3.0E-07	1.2E-07				

Table 3.36 Representative concentrations of COPCs in biota derived from uptake modeling (continued)

----- AREA_CODE=n MED_NAME=Other Groundwater -----
(continued)

Analyte	Venison	Rabbit	Quail	Fish	Vegetable	Beef	Milk	Turkey	Chicken	Pork	Egg
Acetone	2.6E-09	8.3E-11		1.9E-02	2.0E+01	3.6E-08	1.4E-08				
Di-n-butyl phthalate	4.0E-05	1.3E-06		1.7E+01	7.4E-02	5.5E-04	2.1E-04				
Methylene chloride	7.6E-09	2.5E-10		2.4E-02	2.6E-01	1.1E-07	4.0E-08				
Naphthalene	2.4E-06	7.8E-08		2.6E+00	2.2E-01	3.4E-05	1.3E-05				
Phenanthrene	7.2E-06	2.3E-07	1.3E-05	3.7E+00	2.7E-02	1.0E-04	3.8E-05				
Trichloroethene	5.5E-07	1.8E-08		9.5E-01	5.8E-01	7.6E-06	2.9E-06				
Vinyl chloride	3.4E-08	1.1E-09		1.0E-01	8.3E-01	4.7E-07	1.8E-07				
cis-1,2-Dichloroethene	6.5E-07	2.1E-08		1.5E+00	3.1E+00	8.9E-06	3.4E-06				
Neptunium-237	2.0E-03	6.4E-05	1.3E-05	2.2E+01	7.1E+00	2.7E-02	3.3E-04				
Radium-226	2.3E-02	7.5E-04		2.5E+02	7.5E+00	3.2E-01	9.2E-02				
Radon-222	1.7E+01	5.5E-01		1.8E+05	3.6E+02	2.4E+02	3.9E+01				
Techneium-99	3.9E-03	1.3E-04	7.9E-03	2.2E+02	8.1E+04	5.5E-02	9.2E-02	3.3E-01	7.9E-02	1.0E-02	7.9E+00
Thorium-228	1.5E-01	4.7E-03	1.9E-06	4.4E+02	3.6E+00	2.0E+00	2.2E-01				
Thorium-230	9.8E-05	3.1E-06	6.5E-07	2.7E+01	3.5E+00	1.4E-03	8.1E-05				
Uranium-234	2.3E-03	7.2E-05	5.0E-02	2.1E+01	2.7E+01	3.1E-02	5.0E-02	2.1E+00	5.0E-01	7.9E-01	5.0E-01
Uranium-235	3.8E-04	1.2E-05	6.3E-03	2.9E+01	3.4E+00	5.2E-03	6.3E-03	2.6E-01	6.3E-02	9.9E-02	6.3E-02
Uranium-238	3.4E-03	1.1E-04	5.3E-02	2.9E+02	2.9E+01	4.7E-02	5.5E-02	2.2E+00	5.3E-01	8.5E-01	5.3E-01

----- AREA_CODE=n MED_NAME=RGa Groundwater -----

Analyte	Venison	Rabbit	Quail	Fish	Vegetable	Beef	Milk	Turkey	Chicken	Pork	Egg
Aluminum	5.7E-03	1.8E-04	3.8E-05		1.4E+01	7.8E-02	1.3E-02				
Antimony	1.1E-05	3.6E-07	7.4E-08	7.7E+00	1.0E+00	1.5E-04	1.2E-04				
Arsenic	2.1E-05	6.7E-07	1.4E-07		3.8E-02	2.9E-04	1.0E-05				
Barium	7.1E-05	2.3E-06	2.1E-05	3.9E-01	1.3E+00	9.9E-04	2.8E-03	8.9E-04	2.1E-04		2.1E-02
Beryllium	2.4E-05	7.8E-07	1.6E-07	6.7E-01	8.8E-02	3.4E-04	3.6E-07				
Bicarbonate											
Boron	7.6E-04	2.5E-05			1.3E+01	1.1E-02	2.4E-02				
Cadmium	1.4E-05	4.4E-07	1.8E-04	1.9E+00	1.7E-01	1.9E-04	5.7E-04	7.6E-03	1.8E-03	8.8E-04	2.3E-04
Cerium											
Chromium	4.0E-03	1.3E-04	2.7E-05	2.5E+01	1.6E+00	5.5E-02	7.4E-05				
Cobalt	9.9E-06	3.2E-07	1.3E-03	8.2E+00	3.8E-01	1.4E-04	1.2E-04	5.5E-02	1.3E-02	3.4E-04	6.6E-04
Copper	8.3E-04	2.7E-05	3.1E-04	5.1E+00	4.1E-01	1.2E-02	2.3E-03	1.3E-02	3.1E-03	3.5E-03	3.1E-03
Fluoride											
Gallium											
Iron	2.3E-01	7.4E-03	7.6E-02	6.4E+02	4.1E+01	3.2E+00	5.7E-03	3.2E+00	7.6E-01	5.1E-01	7.6E-01
Lead	7.1E-05	2.3E-06	4.7E-07	1.5E+01	6.4E-01	9.9E-04	8.9E-04				
Lithium	1.4E-03	4.6E-05			5.3E-01	2.0E-02	4.8E-02				
Manganese	3.9E-04	1.3E-05	2.6E-04	8.7E+01	3.3E+00	5.4E-03	3.9E-04	1.1E-02	2.6E-03	4.8E-03	3.1E-03

Table 3.36 Representative concentrations of COPCs in biota derived from uptake modeling (continued)

----- AREA_CODE=n MED_NAME=RGa Groundwater -----
(continued)

Analyte	Venison	Rabbit	Quail	Fish	Vegetable	Beef	Milk	Turkey	Chicken	Pork	Egg
Mercury	1.0E-05	3.3E-07	2.0E-07	2.8E-01	6.6E-03	1.4E-04	7.9E-06	8.4E-06	2.0E-06		
Molybdenum	1.0E-04	3.3E-06	6.8E-04	2.8E-01	4.5E-01	1.4E-03	2.9E-03	2.8E-02	6.8E-03		6.2E-03
Nickel	1.1E-03	3.7E-05		6.3E+00	9.3E-01	1.6E-02	6.1E-02				
Nitrate as Nitrogen											
Selenium	1.1E-03	3.6E-05	6.7E-04		5.1E-02	1.5E-02	1.8E-03	2.8E-02	6.7E-03	6.1E-03	6.7E-03
Silica											
Silver	2.5E-04	8.1E-06	1.1E-03	1.2E-01	3.0E-01	3.5E-03	7.0E-05	4.6E-02	1.1E-02	2.9E-03	
Sulfate											
Tetraoxo-sulfate(1-)											
Thallium	1.4E-02	4.6E-04	9.6E-05		1.3E+00	2.0E-01	1.2E-02				
Thorium											
Tin	1.4E-03	4.6E-05		1.2E+02	9.5E-01	2.0E-02	2.4E-03				
Titanium	3.9E-03	1.3E-04			4.7E-01	5.5E-02	2.2E-02				
Uranium	2.9E-06	9.2E-08	6.3E-05	2.6E-02	3.4E-02	4.0E-05	6.3E-05	2.6E-03	6.3E-04	1.0E-03	6.3E-04
Vanadium	5.3E-04	1.7E-05	3.5E-06	5.8E-01	7.6E-01	7.3E-03	7.0E-05				
Zinc	1.7E-02	5.6E-04	8.1E-03	4.8E+01	1.1E+00	2.4E-01	2.9E-02	3.4E-01	8.1E-02	4.4E-02	3.5E-02
Zirconium	3.6E-08	1.2E-09	1.4E-08	3.0E+00	1.3E-01	5.0E-07	3.3E-07	6.0E-07	1.4E-07		4.8E-07
1,1,2-Trichloroethane	1.8E-08	5.8E-10		3.9E-02	6.4E-02	2.5E-07	9.5E-08				
1,1-Dichloroethene	3.7E-07	1.2E-08		8.9E-01	2.5E+00	5.1E-06	1.9E-06				
1,2-Dichlorobenzene	1.3E-08	4.2E-10		1.3E-02	9.0E-04	1.8E-07	6.8E-08				
1,2-Dichloroethane	3.1E-09	1.0E-10		8.9E-03	5.5E-02	4.3E-08	1.6E-08				
1,2-Dichloroethene	4.9E-10	1.6E-11		2.5E-03	2.8E-01	6.8E-09	2.6E-09				
1,3,5-Trimethylbenzene	1.8E-07	5.8E-09		1.3E-01	2.9E-03	2.5E-06	9.5E-07				
1,4-Dichlorobenzene	1.4E-08	4.5E-10		1.4E-02	9.8E-04	1.9E-07	7.4E-08				
2-Butanone	1.6E-08	5.1E-10		8.9E-02	1.9E+01	2.2E-07	8.3E-08				
4-Bromofluorobenzene											
4-Methyl-2-pentanone	2.4E-08	7.8E-10		8.2E-02	1.2E+00	3.4E-07	1.3E-07				
Acetone	4.9E-09	1.6E-10		3.6E-02	3.7E+01	6.7E-08	2.6E-08				
Acrylonitrile	1.6E-09	5.2E-11		9.1E-03	2.1E+00	2.2E-08	8.4E-09				
Benzene	1.1E-08	3.7E-10		2.3E-02	3.0E-02	1.6E-07	6.0E-08				
Bis(2-ethylhexyl)phthalate	3.9E-05	1.2E-06		1.7E+01	7.2E-02	5.4E-04	2.0E-04				
Bromomethane	1.4E-09	4.6E-11		4.8E-03	6.8E-02	2.0E-08	7.5E-09				
Butyl benzyl phthalate	7.2E-06	2.3E-07		3.1E+00	1.3E-02	9.9E-05	3.8E-05				
Carbazole	3.3E-06	1.1E-07		2.6E+00	8.5E-02	4.6E-05	1.7E-05				
Carbon tetrachloride	9.1E-06	2.9E-07		1.3E+01	3.1E+00	1.3E-04	4.8E-05				
Chlorobenzene	1.1E-07	3.7E-09		1.6E-01	3.9E-02	1.6E-06	6.0E-07				
Chloroform	1.3E-07	4.1E-09		2.7E-01	4.5E-01	1.8E-06	6.6E-07				
Chloromethane	1.5E-09	4.7E-11		5.8E-03	1.9E-01	2.0E-08	7.7E-09				
Chrysene	2.7E-05	8.7E-07		7.6E+00	7.8E-03	3.8E-04	1.4E-04				
Di-n-butyl phthalate	7.0E-05	2.3E-06		3.1E+01	1.3E-01	9.8E-04	3.7E-04				
Dimethylbenzene	5.9E-05	1.9E-06		6.2E+01	5.3E+00	8.1E-04	3.1E-04				

Table 3.36 Representative concentrations of COPCs in biota derived from uptake modeling (continued)

----- AREA_CODE=n MED_NAME=RGa Groundwater -----											
(continued)											
Analyte	Venison	Rabbit	Quail	Fish	Vegetable	Beef	Milk	Turkey	Chicken	Pork	Egg
Ethane											
Ethanol											
Ethylbenzene	2.1E-05	6.8E-07		2.5E+01	3.2E+00	2.9E-04	1.1E-04				
Ethylene											
Methylene chloride	7.9E-08	2.5E-09		2.5E-01	2.7E+00	1.1E-06	4.2E-07				
PCB-1254	4.0E-05	1.3E-06	2.6E-05	9.5E+00	5.8E-03	5.6E-04	2.1E-04				
Polychlorinated biphenyl	9.0E-06	2.9E-07		2.1E+00	1.3E-03	1.3E-04	4.7E-05				
Tetrachloroethene	1.1E-05	3.7E-07		1.8E+01	6.9E+00	1.6E-04	6.0E-05				
Trichloroethene	1.5E-04	4.9E-06		2.6E+02	1.6E+02	2.1E-03	8.0E-04				
Vinyl chloride	4.0E-06	1.3E-07		1.2E+01	9.7E+01	5.5E-05	2.1E-05				
cis-1,2-Dichloroethene	6.6E-06	2.1E-07		1.5E+01	3.2E+01	9.2E-05	3.5E-05				
m,p-Xylene	1.7E-08	5.6E-10		1.8E-02	1.6E-03	2.4E-07	9.2E-08				
trans-1,2-Dichloroethene	2.4E-07	7.8E-09		1.2E+00	1.4E+02	3.4E-06	1.3E-06				
trans-1,3-Dichloropropene											
Americium-241	1.2E-04	3.9E-06	1.2E-04	2.5E+01	1.1E+01	1.7E-03	7.5E-05	5.0E-03	1.2E-03	8.7E-04	8.0E-04
Cesium-137	4.6E-01	1.5E-02	6.0E-01	5.0E+03	2.7E+01	6.3E+00	1.3E+00	2.5E+01	6.0E+00	3.7E+00	2.4E-01
Cobalt-60	4.4E-04	1.4E-05	5.9E-02	3.7E+02	7.8E+00	6.1E-03	5.1E-03	2.5E+00	5.9E-01	1.5E-02	2.9E-02
Neptunium-237	1.6E-03	5.1E-05	1.1E-05	1.7E+01	5.7E+00	2.2E-02	2.6E-04				
Plutonium-239	5.1E-06	1.6E-07	1.0E-05	4.2E+00	1.8E+00	7.1E-05	9.3E-06	4.2E-04	1.0E-04	6.9E-05	1.7E-05
Radium-226	8.1E-02	2.6E-03		8.8E+02	2.6E+01	1.1E+00	3.2E-01				
Radon-222	8.4E+00	2.7E-01		8.8E+04	1.8E+02	1.2E+02	1.9E+01				
Technetium-99	7.5E-02	2.4E-03	1.5E-01	4.1E+03	1.5E+06	1.0E+00	1.7E+00	6.2E+00	1.5E+00	1.9E-01	1.5E+02
Thorium-230	2.2E-04	7.1E-06	1.5E-06	6.1E+01	7.9E+00	3.1E-03	1.8E-04				
Uranium-234	1.8E-03	5.6E-05	3.9E-02	1.6E+01	2.1E+01	2.4E-02	3.9E-02	1.6E+00	3.9E-01	6.2E-01	3.9E-01
Uranium-235	2.9E-04	9.4E-06	4.9E-03	2.2E+01	2.6E+00	4.0E-03	4.9E-03	2.0E-01	4.9E-02	7.7E-02	4.9E-02
Uranium-235/236	2.3E-04	7.3E-06	3.8E-03	1.7E+01	2.0E+00	3.1E-03	3.8E-03	1.6E-01	3.8E-02	6.0E-02	3.8E-02
Uranium-238	2.8E-03	9.1E-05	4.5E-02	2.4E+02	2.4E+01	3.9E-02	4.6E-02	1.9E+00	4.5E-01	7.1E-01	4.5E-01
----- AREA_CODE=n MED_NAME=UCRS Groundwater -----											
Analyte	Venison	Rabbit	Quail	Fish	Vegetable	Beef	Milk	Turkey	Chicken	Pork	Egg
Aluminum	1.4E-02	4.5E-04	9.4E-05		3.4E+01	2.0E-01	3.1E-02				
Ammonia as Nitrogen	6.4E-09	2.1E-10		4.2E-02	2.1E+01	8.9E-08	3.4E-08				
Antimony	7.2E-06	2.3E-07	4.8E-08	5.0E+00	6.6E-01	9.9E-05	7.5E-05				
Arsenic	8.8E-05	2.8E-06	5.8E-07		1.6E-01	1.2E-03	4.4E-05				
Barium	2.0E-04	6.4E-06	6.0E-05	1.1E+00	3.6E+00	2.8E-03	8.0E-03	2.5E-03	6.0E-04		6.0E-02
Beryllium	6.1E-06	2.0E-07	4.1E-08	1.7E-01	2.2E-02	8.5E-05	9.2E-08				
Cadmium	1.2E-05	3.7E-07	1.5E-04	1.6E+00	1.4E-01	1.6E-04	4.8E-04	6.4E-03	1.5E-03	7.4E-04	1.9E-04
Chromium	1.1E-03	3.5E-05	7.1E-06	6.6E+00	4.3E-01	1.5E-02	2.0E-05				

Table 3.36 Representative concentrations of COPCs in biota derived from uptake modeling (continued)

----- AREA_CODE=n MED_NAME=UCRS Groundwater -----											
(continued)											
Analyte	Venison	Rabbit	Quail	Fish	Vegetable	Beef	Milk	Turkey	Chicken	Pork	Egg
Cobalt	8.9E-06	2.8E-07	1.2E-03	7.4E+00	3.4E-01	1.2E-04	1.0E-04	4.9E-02	1.2E-02	3.0E-04	5.9E-04
Copper	1.6E-03	5.1E-05	5.8E-04	9.7E+00	7.7E-01	2.2E-02	4.4E-03	2.4E-02	5.8E-03	6.5E-03	5.8E-03
Fluoride											
Iron	3.0E-01	9.7E-03	1.0E-01	8.4E+02	5.4E+01	4.2E+00	7.5E-03	4.2E+00	1.0E+00	6.7E-01	1.0E+00
Kjeldahl Nitrogen											
Lead	7.0E-05	2.2E-06	4.6E-07	1.4E+01	6.2E-01	9.6E-04	8.7E-04				
Manganese	1.4E-03	4.6E-05	9.5E-04	3.2E+02	1.2E+01	2.0E-02	1.4E-03	4.0E-02	9.5E-03	1.7E-02	1.1E-02
Mercury	1.8E-05	5.8E-07	3.6E-07	5.0E-01	1.2E-02	2.5E-04	1.4E-05	1.5E-05	3.6E-06		
Molybdenum	3.6E-05	1.2E-06	2.4E-04	1.0E-01	1.6E-01	5.0E-04	1.0E-03	1.0E-02	2.4E-03		2.2E-03
Nickel	1.9E-03	6.2E-05		1.1E+01	1.6E+00	2.7E-02	1.0E-01				
Nitrate as Nitrogen											
Nitrate/Nitrite											
Orthophosphate											
Selenium	9.3E-04	3.0E-05	5.6E-04		4.3E-02	1.3E-02	1.5E-03	2.3E-02	5.6E-03	5.1E-03	5.6E-03
Silica											
Silver	2.3E-04	7.3E-06	1.0E-03	1.1E-01	2.7E-01	3.2E-03	6.3E-05	4.2E-02	1.0E-02	2.6E-03	
Strontium	3.7E-02	1.2E-03	2.5E-03	7.7E+01	2.6E+01	5.2E-01	2.2E-01	1.0E-01	2.5E-02	3.2E-01	6.2E-02
Sulfate											
Sulfide											
Tetraoxo-sulfate(1-)											
Thallium	7.5E-03	2.4E-04	5.0E-05		6.7E-01	1.0E-01	6.2E-03				
Tin	9.4E-04	3.0E-05		7.8E+01	6.2E-01	1.3E-02	1.6E-03				
Uranium	2.6E-05	8.4E-07	5.8E-04	2.4E-01	3.1E-01	3.6E-04	5.8E-04	2.4E-02	5.8E-03	9.1E-03	5.8E-03
Vanadium	7.3E-04	2.3E-05	4.8E-06	8.0E-01	1.0E+00	1.0E-02	9.7E-05				
Zinc	1.9E-02	6.1E-04	8.8E-03	5.3E+01	1.2E+00	2.6E-01	3.2E-02	3.7E-01	8.8E-02	4.8E-02	3.8E-02
1,1-Dichloroethene	1.1E-06	3.7E-08		2.7E+00	7.6E+00	1.6E-05	6.0E-06				
1,2-Dichloroethane	5.7E-09	1.8E-10		1.6E-02	1.0E-01	7.9E-08	3.0E-08				
1,2-Dichloroethene	1.7E-09	5.4E-11		8.3E-03	9.7E-01	2.3E-08	8.7E-09				
2,4-Dimethylphenol	7.9E-08	2.5E-09		1.5E-01	1.1E-01	1.1E-06	4.2E-07				
Benzene	8.9E-08	2.8E-09		1.8E-01	2.3E-01	1.2E-06	4.7E-07				
Bis(2-ethylhexyl)phthalate	7.2E-06	2.3E-07		3.1E+00	1.3E-02	9.9E-05	3.8E-05				
Bromodichloromethane	1.0E-07	3.3E-09		2.1E-01	2.7E-01	1.4E-06	5.4E-07				
Chloroethane	1.6E-07	5.0E-09		4.7E-01	3.8E+00	2.2E-06	8.2E-07				
Chloroform	2.2E-07	7.0E-09		4.7E-01	7.7E-01	3.0E-06	1.1E-06				
Di-n-butyl phthalate	7.0E-06	2.3E-07		3.1E+00	1.3E-02	9.7E-05	3.7E-05				
Dibromochloromethane	2.9E-08	9.2E-10		5.5E-02	5.5E-02	4.0E-07	1.5E-07				
Dimethylbenzene	1.1E-04	3.5E-06		1.1E+02	9.8E+00	1.5E-03	5.7E-04				
Ethane											
Ethanol											
Ethylbenzene	3.9E-05	1.2E-06		4.5E+01	5.9E+00	5.3E-04	2.0E-04				
Ethylene											

Table 3.36 Representative concentrations of COPCs in biota derived from uptake modeling (continued)

----- AREA_CODE=n MED_NAME=UCRS Groundwater -----
(continued)

Analyte	Venison	Rabbit	Quail	Fish	Vegetable	Beef	Milk	Turkey	Chicken	Pork	Egg
Fluorene	8.9E-06	2.9E-07		5.1E+00	5.4E-02	1.2E-04	4.7E-05				
Isophorone	2.3E-08	7.3E-10		5.8E-02	2.1E-01	3.2E-07	1.2E-07				
Methylene chloride	8.1E-09	2.6E-10		2.6E-02	2.8E-01	1.1E-07	4.3E-08				
Naphthalene	2.5E-06	8.2E-08		2.7E+00	2.3E-01	3.5E-05	1.3E-05				
Phenanthrene	1.4E-05	4.5E-07	2.5E-05	7.2E+00	5.3E-02	1.9E-04	7.3E-05				
Trichloroethene	5.7E-04	1.8E-05		9.9E+02	6.1E+02	7.9E-03	3.0E-03				
Vinyl chloride	1.1E-05	3.6E-07		3.4E+01	2.8E+02	1.6E-04	6.0E-05				
cis-1,2-Dichloroethene	2.8E-05	8.9E-07		6.3E+01	1.3E+02	3.8E-04	1.4E-04				
trans-1,2-Dichloroethene	1.4E-07	4.4E-09		6.8E-01	7.9E+01	1.9E-06	7.2E-07				
Americium-241	4.9E-05	1.6E-06	4.9E-05	1.0E+01	4.3E+00	6.8E-04	3.1E-05	2.0E-03	4.9E-04	3.5E-04	3.3E-04
Cesium-137	1.6E-01	5.2E-03	2.2E-01	1.8E+03	9.8E+00	2.3E+00	4.5E-01	9.0E+00	2.2E+00	1.3E+00	8.6E-02
Cobalt-60	2.1E-04	6.9E-06	2.8E-02	1.8E+02	3.8E+00	3.0E-03	2.5E-03	1.2E+00	2.8E-01	7.3E-03	1.4E-02
Neptunium-237	2.4E-03	7.6E-05	1.6E-05	2.6E+01	8.5E+00	3.3E-02	3.9E-04				
Plutonium-239	1.5E-05	5.0E-07	3.1E-05	1.3E+01	5.5E+00	2.1E-04	2.8E-05	1.3E-03	3.1E-04	2.1E-04	5.1E-05
Radium-226	3.7E-02	1.2E-03		4.1E+02	1.2E+01	5.2E-01	1.5E-01				
Radon-222	1.6E+01	5.0E-01		1.7E+05	3.3E+02	2.2E+02	3.6E+01				
Technetium-99	5.2E-02	1.7E-03	1.0E-01	2.9E+03	1.1E+06	7.2E-01	1.2E+00	4.3E+00	1.0E+00	1.3E-01	1.0E+02
Thorium-228	1.2E-01	3.8E-03	1.5E-06	3.6E+02	3.0E+00	1.7E+00	1.8E-01				
Uranium-234	4.7E-03	1.5E-04	1.0E-01	4.3E+01	5.6E+01	6.5E-02	1.0E-01	4.3E+00	1.0E+00	1.6E+00	1.0E+00
Uranium-235	1.4E-03	4.4E-05	2.3E-02	1.0E+02	1.2E+01	1.9E-02	2.3E-02	9.4E-01	2.3E-01	3.6E-01	2.3E-01
Uranium-235/236	1.2E-04	3.7E-06	1.9E-03	8.8E+00	1.0E+00	1.6E-03	1.9E-03	8.0E-02	1.9E-02	3.0E-02	1.9E-02
Uranium-238	1.7E-02	5.6E-04	2.8E-01	1.5E+03	1.5E+02	2.4E-01	2.9E-01	1.2E+01	2.8E+00	4.4E+00	2.8E+00

Table 3.37 Chronic daily intakes for direct contact exposures by a future worker

----- AREA_CODE=a MEDIA=RGA Groundwater -----

Analyte	Dermal contact while showering	Direct ingestion	Inh. of volatiles while showering
Aluminum	3.57E-05	9.83E-03	
Arsenic	1.26E-07	3.48E-05	
Barium	4.86E-06	1.34E-03	
Chromium	1.58E-06	4.35E-04	
Fluoride	1.09E-05	3.01E-03	
Iron	7.77E-05	2.14E-02	
Manganese	5.61E-06	1.54E-03	
Tetraoxo-sulfate(1-)		2.12E-01	
Thallium	8.45E-06	2.33E-03	
Vanadium	5.27E-06	1.45E-03	
Zinc	6.53E-07	1.80E-04	
1,1-Dichloroethene	7.59E-06	2.35E-04	1.28E-04
Carbon tetrachloride	1.10E-04	1.37E-03	7.50E-04
Chloroform	6.32E-07	1.96E-05	1.07E-05
Tetrachloroethene	3.02E-03	2.25E-03	1.23E-03
Trichloroethene	2.61E-01	4.50E+00	2.46E+00
cis-1,2-Dichloroethene	3.63E-05	1.00E-03	5.47E-04
trans-1,2-Dichloroethene	5.72E-06	1.47E-03	8.04E-04
Cesium-137			
Neptunium-237			
Technetium-99			
Thorium-230			

----- AREA_CODE=a MEDIA=UCRS Groundwater -----

Analyte	Dermal contact while showering	Direct ingestion	Inh. of volatiles while showering
Aluminum	8.08E-05	2.23E-02	
Antimony	9.91E-07	2.73E-04	
Arsenic	9.83E-08	2.71E-05	
Barium	1.70E-06	4.67E-04	
Beryllium	1.97E-08	5.44E-06	
Chromium	5.04E-07	1.39E-04	
Cobalt	7.10E-08	1.96E-05	
Iron	1.20E-04	3.29E-02	
Lead	2.45E-06	6.75E-04	
Manganese	2.04E-06	5.62E-04	
Nickel	3.22E-06	8.87E-04	
Silica		2.19E-01	
Tetraoxo-sulfate(1-)		6.11E-01	
Uranium	5.69E-07	1.57E-04	
Vanadium	3.39E-06	9.33E-04	
Zinc	7.07E-07	1.95E-04	
1,1-Dichloroethene	5.06E-07	1.57E-05	8.55E-06
Bis(2-ethylhexyl)phthalate	8.31E-07	9.78E-06	
Chloroform	4.11E-06	1.27E-04	6.95E-05
Trichloroethene	4.72E-02	8.12E-01	4.43E-01
cis-1,2-Dichloroethene	4.62E-05	1.27E-03	6.95E-04
trans-1,2-Dichloroethene	1.64E-06	4.22E-04	2.31E-04
Neptunium-237			
Radon-222			
Technetium-99			

Table 3.37 Chronic daily intakes for direct contact exposures by a future worker (continued)

----- AREA_CODE=b MEDIA=McNairy Groundwater -----

Analyte	Dermal contact while showering	Direct ingestion	Inh. of volatiles while showering
Aluminum	2.99E-05	8.24E-03	
Antimony	3.80E-06	1.05E-03	
Nitrate as Nitrogen	2.46E-05	6.79E-03	
Silica		7.84E-02	
Tetraoxo-sulfate(1-)		9.66E-02	
Trichloroethene	3.41E-04	5.87E-03	3.21E-03
Technetium-99			

----- AREA_CODE=b MEDIA=RGa Groundwater -----

Analyte	Dermal contact while showering	Direct ingestion	Inh. of volatiles while showering
Aluminum	5.42E-05	1.49E-02	
Arsenic	1.19E-07	3.27E-05	
Barium	7.73E-06	2.13E-03	
Beryllium	2.28E-07	6.29E-05	
Cadmium	3.08E-07	8.48E-05	
Chromium	1.21E-06	3.34E-04	
Cobalt	9.42E-07	2.59E-04	
Fluoride	5.54E-06	1.53E-03	
Iron	1.81E-04	4.98E-02	
Lead	1.47E-06	4.05E-04	
Manganese	1.42E-05	3.90E-03	
Mercury	1.07E-08	2.94E-06	
Nitrate as Nitrogen	5.88E-05	1.62E-02	
Selenium	1.49E-07	4.11E-05	
Silica		9.98E-02	
Sulfate	3.16E-04	8.70E-02	
Tetraoxo-sulfate(1-)		7.27E-02	
Tin	5.34E-06	1.47E-03	
Uranium	2.23E-07	6.13E-05	
Vanadium	1.42E-06	3.91E-04	
Zinc	9.76E-07	2.69E-04	
1,1,2-Trichloroethane	5.97E-07	1.96E-05	1.07E-05
1,1-Dichloroethene	4.11E-07	1.27E-05	6.95E-06
1,2-Dichloroethane	2.07E-07	1.08E-05	5.88E-06
Acetone	3.82E-07	1.85E-04	1.01E-04
Carbon tetrachloride	1.25E-05	1.57E-04	8.55E-05
Chlorobenzene	2.91E-06	1.96E-05	1.07E-05
Chloroform	4.43E-06	1.37E-04	7.48E-05
Di-n-butyl phthalate	3.27E-05	7.83E-05	
Ethane		8.23E-04	
Ethylene		5.93E-03	
Methylene chloride	3.56E-07	2.18E-05	1.19E-05
Tetrachloroethene	4.21E-03	3.13E-03	1.71E-03
Trichloroethene	1.39E-03	2.39E-02	1.30E-02
Vinyl chloride	2.94E-04	1.11E-02	6.05E-03
cis-1,2-Dichloroethene	2.32E-04	6.38E-03	3.48E-03
Americium-241			
Cesium-137			
Cobalt-60			
Plutonium-239			
Radium-226			
Radon-222			
Technetium-99			
Thorium-230			

Table 3.37 Chronic daily intakes for direct contact exposures by a future worker (continued)

----- AREA_CODE=b MEDIA=RGa Groundwater -----
 (continued)

Analyte	Dermal contact while showering	Direct ingestion	Inh. of volatiles while showering
Uranium-234			
Uranium-235			
Uranium-235/236			
Uranium-238			

----- AREA_CODE=b MEDIA=UCRS Groundwater -----

Analyte	Dermal contact while showering	Direct ingestion	Inh. of volatiles while showering
Aluminum	8.91E-05	2.45E-02	
Arsenic	6.44E-07	1.78E-04	
Barium	6.20E-06	1.71E-03	
Beryllium	1.42E-08	3.91E-06	
Cadmium	2.27E-07	6.26E-05	
Chromium	1.32E-06	3.65E-04	
Cobalt	2.66E-07	7.34E-05	
Fluoride	9.19E-06	2.53E-03	
Iron	1.17E-04	3.21E-02	
Lead	6.39E-08	1.76E-05	
Manganese	9.01E-06	2.48E-03	
Mercury	1.07E-08	2.94E-06	
Molybdenum	3.55E-07	9.78E-05	
Nickel	1.11E-05	3.06E-03	
Nitrate as Nitrogen	2.31E-05	6.36E-03	
Selenium	9.29E-08	2.56E-05	
Silica		2.00E-01	
Sulfate	5.46E-03	1.50E+00	
Tetraoxo-sulfate(1-)		9.79E-01	
Thallium	8.14E-07	2.24E-04	
Tin	9.23E-07	2.54E-04	
Uranium	2.68E-07	7.40E-05	
Vanadium	3.47E-06	9.57E-04	
Zinc	6.87E-07	1.89E-04	
1,1-Dichloroethene	8.21E-07	2.54E-05	1.39E-05
1,2-Dichloroethene	3.18E-07	8.20E-05	4.48E-05
2,4-Dimethylphenol	1.12E-05	2.80E-05	1.53E-05
Benzene	5.82E-06	7.63E-05	4.17E-05
Chloroethane	6.05E-05	2.08E-03	1.14E-03
Di-n-butyl phthalate	2.33E-06	5.58E-06	
Dimethylbenzene	2.42E-05	7.05E-05	3.85E-05
Ethane		1.46E-03	
Ethylbenzene	2.29E-06	8.51E-06	4.65E-06
Ethylene		2.08E-02	
Isophorone	6.69E-07	4.19E-05	
Trichloroethene	1.62E-02	2.78E-01	1.52E-01
Vinyl chloride	2.33E-05	8.79E-04	4.80E-04
cis-1,2-Dichloroethene	3.97E-04	1.09E-02	5.97E-03
trans-1,2-Dichloroethene	1.94E-07	4.99E-05	2.73E-05
Americium-241			
Cobalt-60			
Neptunium-237			
Plutonium-239			
Radium-226			
Radon-222			
Technetium-99			

Table 3.37 Chronic daily intakes for direct contact exposures by a future worker (continued)

----- AREA_CODE=b MEDIA=UCRS Groundwater -----
(continued)

Analyte	Dermal contact while showering	Direct ingestion	Inh. of volatiles while showering
Uranium-234			
Uranium-235			
Uranium-235/236			
Uranium-238			

----- AREA_CODE=c MEDIA=RGa Groundwater -----

Analyte	Dermal contact while showering	Direct ingestion	Inh. of volatiles while showering
Aluminum	1.33E-04	3.67E-02	
Barium	4.10E-06	1.13E-03	
Chromium	7.42E-06	2.04E-03	
Iron	2.40E-04	6.60E-02	
Manganese	1.07E-05	2.94E-03	
Molybdenum	1.32E-06	3.63E-04	
Silica		1.21E-01	
Sulfate	6.26E-04	1.72E-01	
Tetraoxo-sulfate(1-)		1.82E-01	
Zinc	1.19E-06	3.27E-04	
1,1-Dichloroethene	2.90E-06	8.99E-05	4.91E-05
Chloroform	1.58E-06	4.89E-05	2.67E-05
Trichloroethene	2.37E-04	4.08E-03	2.23E-03
cis-1,2-Dichloroethene	2.20E-06	6.05E-05	3.31E-05
Radon-222			
Technetium-99			

----- AREA_CODE=c MEDIA=UCRS Groundwater -----

Analyte	Dermal contact while showering	Direct ingestion	Inh. of volatiles while showering
Aluminum	6.50E-05	1.79E-02	
Barium	2.35E-06	6.48E-04	
Iron	6.75E-05	1.86E-02	
Manganese	4.66E-06	1.29E-03	
Silica		2.69E-01	
Tetraoxo-sulfate(1-)		5.79E-01	
Vanadium	1.18E-06	3.25E-04	
Zinc	8.04E-07	2.22E-04	
Benzene	7.46E-07	9.78E-06	5.34E-06
Chloroform	3.79E-06	1.17E-04	6.41E-05
Trichloroethene	1.57E-06	2.71E-05	1.48E-05
Technetium-99			

Table 3.37 Chronic daily intakes for direct contact exposures by a future worker (continued)

----- AREA_CODE=d MEDIA=McNairy Groundwater -----			
Analyte	Dermal contact while showering	Direct ingestion	Inh. of volatiles while showering
Silica		1.50E-01	
Tetraoxo-sulfate(1-)		1.37E-01	
Thallium	1.19E-05	3.27E-03	
Zinc	4.93E-06	1.36E-03	
Trichloroethene	9.52E-07	1.64E-05	8.96E-06
----- AREA_CODE=d MEDIA=Other Groundwater -----			
Analyte	Dermal contact while showering	Direct ingestion	Inh. of volatiles while showering
Methylene chloride	7.99E-07	4.89E-05	2.67E-05
----- AREA_CODE=d MEDIA=RGa Groundwater -----			
Analyte	Dermal contact while showering	Direct ingestion	Inh. of volatiles while showering
Aluminum	4.42E-05	1.22E-02	
Arsenic	1.41E-07	3.90E-05	
Barium	8.83E-06	2.43E-03	
Chromium	1.24E-06	3.43E-04	
Cobalt	8.41E-07	2.32E-04	
Fluoride	5.69E-06	1.57E-03	
Iron	7.22E-05	1.99E-02	
Lead	2.39E-06	6.58E-04	
Manganese	4.13E-05	1.14E-02	
Silica		1.16E-01	
Tetraoxo-sulfate(1-)		7.92E-02	
Tin	2.84E-05	7.83E-03	
Uranium	8.03E-08	2.21E-05	
Vanadium	2.24E-06	6.16E-04	
Zinc	7.40E-07	2.04E-04	
Bis(2-ethylhexyl)phthalate	1.66E-06	1.96E-05	
Butyl benzyl phthalate	2.54E-06	9.78E-06	
Di-n-butyl phthalate	2.99E-05	7.16E-05	
Dimethylbenzene	2.70E-04	7.87E-04	4.30E-04
Ethylbenzene	1.04E-04	3.87E-04	2.12E-04
Methylene chloride	6.60E-06	4.04E-04	2.21E-04
Tetrachloroethene	6.57E-05	4.89E-05	2.67E-05
Trichloroethene	4.86E-04	8.37E-03	4.57E-03
cis-1,2-Dichloroethene	1.03E-05	2.84E-04	1.55E-04
Americium-241			
Cesium-137			
Cobalt-60			
Plutonium-239			
Radium-226			
Radon-222			
Technetium-99			
Uranium-234			
Uranium-238			

Table 3.37 Chronic daily intakes for direct contact exposures by a future worker (continued)

----- AREA_CODE=d MEDIA=UCRS Groundwater -----

Analyte	Dermal contact while showering	Direct ingestion	Inh. of volatiles while showering
Aluminum	1.66E-04	4.58E-02	
Ammonia as Nitrogen	3.80E-06	6.97E-04	
Antimony	9.13E-07	2.51E-04	
Arsenic	1.31E-07	3.60E-05	
Barium	9.05E-06	2.49E-03	
Beryllium	6.04E-08	1.66E-05	
Cadmium	4.26E-07	1.17E-04	
Chromium	1.00E-06	2.76E-04	
Cobalt	8.62E-07	2.38E-04	
Fluoride	7.83E-06	2.16E-03	
Iron	2.68E-03	7.38E-01	
Kjeldahl Nitrogen		4.81E-02	
Lead	1.23E-06	3.38E-04	
Manganese	9.59E-04	2.64E-01	
Mercury	3.72E-09	1.03E-06	
Nickel	1.22E-06	3.36E-04	
Nitrate as Nitrogen	6.59E-05	1.82E-02	
Nitrate/Nitrite	1.40E-04	3.85E-02	
Orthophosphate		8.14E-04	
Selenium	1.18E-07	3.25E-05	
Silica		1.29E-01	
Strontium	4.57E-05	1.26E-02	
Sulfate	9.66E-04	2.66E-01	
Sulfide		2.64E-01	
Tetraoxo-sulfate(1-)		1.02E+00	
Uranium	1.21E-06	3.33E-04	
Vanadium	6.82E-06	1.88E-03	
Zinc	7.81E-07	2.15E-04	
1,1-Dichloroethene	4.76E-06	1.47E-04	8.04E-05
1,2-Dichloroethane	3.76E-07	1.96E-05	1.07E-05
1,2-Dichloroethene	9.50E-08	2.45E-05	1.34E-05
Benzene	3.73E-06	4.89E-05	2.67E-05
Dimethylbenzene	4.67E-04	1.36E-03	7.42E-04
Ethylbenzene	2.60E-04	9.67E-04	5.28E-04
Fluorene	3.98E-05	4.47E-05	2.44E-05
Methylene chloride	9.70E-07	5.94E-05	3.24E-05
Naphthalene	1.78E-05	7.12E-05	3.89E-05
Phenanthrene	4.25E-05	4.33E-05	2.37E-05
Trichloroethene	2.84E-03	4.88E-02	2.67E-02
cis-1,2-Dichloroethene	2.62E-06	7.21E-05	3.94E-05
Neptunium-237			
Radon-222			
Technetium-99			
Thorium-228			
Uranium-234			
Uranium-235			
Uranium-238			

----- AREA_CODE=e MEDIA=McNairy Groundwater -----

Analyte	Dermal contact while showering	Direct ingestion	Inh. of volatiles while showering
Aluminum	3.15E-05	8.69E-03	
Arsenic	5.15E-07	1.42E-04	
Barium	9.89E-06	2.73E-03	
Beryllium	3.63E-07	9.99E-05	

Table 3.37 Chronic daily intakes for direct contact exposures by a future worker (continued)

----- AREA_CODE=e MEDIA=McNairy Groundwater -----
 (continued)

Analyte	Dermal contact while showering	Direct ingestion	Inh. of volatiles while showering
Cadmium	7.46E-07	2.05E-04	
Chromium	4.34E-06	1.20E-03	
Cobalt	1.38E-06	3.79E-04	
Fluoride	1.09E-05	2.99E-03	
Iron	5.31E-04	1.46E-01	
Manganese	1.79E-05	4.92E-03	
Nickel	1.88E-06	5.17E-04	
Silica		2.02E-01	
Sulfate	4.15E-02	1.14E+01	
Tetraoxo-sulfate(1-)		8.64E-02	
Uranium	1.77E-07	4.86E-05	
Vanadium	1.61E-05	4.43E-03	
Zinc	5.74E-06	1.58E-03	
Trichloroethene	1.05E-06	1.81E-05	9.90E-06
Radon-222			
Technetium-99			

----- AREA_CODE=e MEDIA=RGa Groundwater -----

Analyte	Dermal contact while showering	Direct ingestion	Inh. of volatiles while showering
Aluminum	2.25E-05	6.20E-03	
Arsenic	8.94E-08	2.46E-05	
Barium	6.60E-06	1.82E-03	
Beryllium	2.12E-07	5.85E-05	
Cadmium	5.73E-07	1.58E-04	
Cobalt	9.42E-07	2.59E-04	
Copper	1.37E-06	3.77E-04	
Fluoride	5.61E-06	1.55E-03	
Iron	1.00E-04	2.75E-02	
Manganese	2.37E-06	6.52E-04	
Molybdenum	1.04E-06	2.88E-04	
Silica		8.59E-02	
Silver	1.28E-06	3.53E-04	
Sulfate	1.39E-03	3.83E-01	
Tetraoxo-sulfate(1-)		8.70E-02	
Thallium	3.03E-06	8.36E-04	
Uranium	4.59E-08	1.27E-05	
Vanadium	2.90E-06	7.98E-04	
Zinc	1.26E-06	3.47E-04	
2-Butanone	6.58E-06	1.66E-03	9.08E-04
Dimethylbenzene	2.02E-05	5.87E-05	3.21E-05
Trichloroethene	7.92E-04	1.36E-02	7.45E-03
trans-1,2-Dichloroethene	1.90E-07	4.89E-05	2.67E-05
Cobalt-60			
Radon-222			
Technetium-99			
Thorium-230			

Table 3.37 Chronic daily intakes for direct contact exposures by a future worker (continued)

----- AREA_CODE=e MEDIA=UCRS Groundwater -----

Analyte	Dermal contact while showering	Direct ingestion	Inh. of volatiles while showering
Aluminum	1.51E-04	4.15E-02	
Arsenic	1.16E-07	3.18E-05	
Barium	1.57E-05	4.33E-03	
Chromium	1.62E-06	4.47E-04	
Fluoride	1.91E-05	5.27E-03	
Iron	1.60E-04	4.42E-02	
Manganese	2.20E-06	6.06E-04	
Nickel	5.75E-06	1.58E-03	
Silica		1.86E-01	
Sulfate	1.21E-03	3.35E-01	
Tetraoxo-sulfate(1-)		1.71E-01	
Vanadium	1.64E-05	4.53E-03	
Zinc	3.69E-06	1.02E-03	
Trichloroethene	7.45E-07	1.28E-05	7.00E-06
Radon-222			

----- AREA_CODE=f MEDIA=McNairy Groundwater -----

Analyte	Dermal contact while showering	Direct ingestion	Inh. of volatiles while showering
Barium	6.17E-06	1.70E-03	
Tetraoxo-sulfate(1-)		3.81E-02	
Zinc	4.10E-06	1.13E-03	

----- AREA_CODE=f MEDIA=RGa Groundwater -----

Analyte	Dermal contact while showering	Direct ingestion	Inh. of volatiles while showering
Aluminum	1.90E-05	5.25E-03	
Arsenic	9.23E-08	2.54E-05	
Barium	1.01E-05	2.77E-03	
Cadmium	1.03E-06	2.85E-04	
Chromium	2.96E-06	8.16E-04	
Copper	1.05E-06	2.90E-04	
Iron	4.61E-05	1.27E-02	
Manganese	2.54E-06	7.01E-04	
Silica		9.96E-02	
Sulfate	6.79E-04	1.87E-01	
Tetraoxo-sulfate(1-)		3.93E-01	
Vanadium	2.61E-06	7.18E-04	
Zinc	6.40E-07	1.76E-04	
1,1-Dichloroethene	1.79E-06	5.53E-05	3.02E-05
1,2-Dichloroethene	5.32E-07	1.37E-04	7.48E-05
Bis(2-ethylhexyl)phthalate	2.33E-05	2.74E-04	
Carbon tetrachloride	4.69E-07	5.87E-06	3.21E-06
Trichloroethene	4.29E-04	7.38E-03	4.03E-03
cis-1,2-Dichloroethene	2.66E-06	7.33E-05	4.00E-05
Plutonium-239			
Radon-222			
Technetium-99			

Table 3.37 Chronic daily intakes for direct contact exposures by a future worker (continued)

----- AREA_CODE=f MEDIA=UCRS Groundwater -----

Analyte	Dermal contact while showering	Direct ingestion	Inh. of volatiles while showering
Aluminum	2.45E-04	6.75E-02	
Barium	4.30E-06	1.18E-03	
Iron	1.45E-04	4.00E-02	
Manganese	2.73E-06	7.53E-04	
Silica		2.51E-01	
Tetraoxo-sulfate(1-)		2.96E-01	
Vanadium	1.58E-06	4.35E-04	
Zinc	2.22E-06	6.11E-04	
Trichloroethene	7.74E-07	1.33E-05	7.28E-06
Radon-222			
Technetium-99			

----- AREA_CODE=g MEDIA=McNairy Groundwater -----

Analyte	Dermal contact while showering	Direct ingestion	Inh. of volatiles while showering
Arsenic	8.88E-08	2.45E-05	
Mercury	3.57E-08	9.82E-06	
Silica		1.17E-01	
Tetraoxo-sulfate(1-)		7.41E-02	
Neptunium-237			
Plutonium-239			
Radium-226			

----- AREA_CODE=g MEDIA=RGa Groundwater -----

Analyte	Dermal contact while showering	Direct ingestion	Inh. of volatiles while showering
Aluminum	5.34E-05	1.47E-02	
Arsenic	8.91E-08	2.45E-05	
Cadmium	4.26E-07	1.17E-04	
Chromium	2.86E-06	7.87E-04	
Iron	1.06E-04	2.92E-02	
Lead	2.37E-06	6.54E-04	
Manganese	2.07E-06	5.71E-04	
Nickel	4.65E-06	1.28E-03	
Silica		1.01E-01	
Tetraoxo-sulfate(1-)		4.41E-02	
Zinc	1.93E-06	5.31E-04	
Trichloroethene	5.68E-07	9.78E-06	5.34E-06
Neptunium-237			
Radium-226			
Radon-222			
Technetium-99			
Thorium-230			

Table 3.37 Chronic daily intakes for direct contact exposures by a future worker (continued)

----- AREA_CODE=g MEDIA=UCRS Groundwater -----

Analyte	Dermal contact while showering	Direct ingestion	Inh. of volatiles while showering
Aluminum	3.31E-05	9.11E-03	
Chromium	3.19E-06	8.79E-04	
Manganese	2.09E-05	5.75E-03	
Nitrate as Nitrogen	1.02E-04	2.82E-02	
Silica		1.31E-01	
Tetraoxo-sulfate(1-)		7.90E-01	
Vanadium	3.61E-06	9.95E-04	
Zinc	1.18E-06	3.24E-04	
Neptunium-237			
Plutonium-239			
Radium-226			
Radon-222			
Technetium-99			

----- AREA_CODE=h MEDIA=McNairy Groundwater -----

Analyte	Dermal contact while showering	Direct ingestion	Inh. of volatiles while showering
Fluoride	1.14E-05	3.13E-03	
Silica		1.61E-01	
Tetraoxo-sulfate(1-)		5.82E-02	
Radium-226			
Radon-222			
Thorium-230			

----- AREA_CODE=h MEDIA=Other Groundwater -----

Analyte	Dermal contact while showering	Direct ingestion	Inh. of volatiles while showering
Antimony	1.54E-06	4.25E-04	
Barium	1.99E-06	5.48E-04	
Chromium	9.84E-07	2.71E-04	
Fluoride	4.69E-05	1.29E-02	
Iron	1.56E-05	4.28E-03	
Manganese	1.11E-06	3.06E-04	
Mercury	1.02E-08	2.81E-06	
Nickel	2.05E-06	5.66E-04	
Nitrate as Nitrogen	1.04E-04	2.86E-02	
Silica		8.00E-02	
Tetraoxo-sulfate(1-)		1.22E-01	
Thallium	2.56E-06	7.06E-04	
Vanadium	4.18E-06	1.15E-03	
Zinc	6.89E-07	1.90E-04	
Neptunium-237			
Radium-226			
Radon-222			
Thorium-230			

Table 3.37 Chronic daily intakes for direct contact exposures by a future worker (continued)

----- AREA_CODE=h MEDIA=RGa Groundwater -----

Analyte	Dermal contact while showering	Direct ingestion	Inh. of volatiles while showering
Aluminum	8.20E-05	2.26E-02	
Arsenic	9.89E-08	2.72E-05	
Barium	3.29E-06	9.07E-04	
Chromium	4.95E-06	1.36E-03	
Iron	2.59E-04	7.15E-02	
Manganese	1.63E-06	4.48E-04	
Nitrate as Nitrogen	2.67E-04	7.36E-02	
Tetraoxo-sulfate(1-)		8.74E-02	
Uranium	1.09E-07	3.01E-05	
Vanadium	2.40E-06	6.61E-04	
Trichloroethene	6.78E-07	1.17E-05	6.38E-06
cis-1,2-Dichloroethene	8.52E-07	2.35E-05	1.28E-05
Radon-222			
Technetium-99			

----- AREA_CODE=h MEDIA=UCRS Groundwater -----

Analyte	Dermal contact while showering	Direct ingestion	Inh. of volatiles while showering
Aluminum	5.83E-05	1.60E-02	
Barium	2.09E-06	5.77E-04	
Iron	5.35E-05	1.47E-02	
Manganese	1.60E-06	4.41E-04	
Nickel	1.18E-05	3.26E-03	
Nitrate as Nitrogen	5.81E-05	1.60E-02	
Silica		3.82E-01	
Tetraoxo-sulfate(1-)		2.39E-01	
Vanadium	1.42E-06	3.91E-04	
Zinc	6.39E-07	1.76E-04	
Radon-222			

----- AREA_CODE=i MEDIA=McNairy Groundwater -----

Analyte	Dermal contact while showering	Direct ingestion	Inh. of volatiles while showering
Manganese	2.58E-05	7.09E-03	
Silica		1.63E-01	
Tetraoxo-sulfate(1-)		9.95E-02	
Vanadium	6.64E-06	1.83E-03	

----- AREA_CODE=i MEDIA=RGa Groundwater -----

Analyte	Dermal contact while showering	Direct ingestion	Inh. of volatiles while showering
Aluminum	3.97E-05	1.09E-02	
Antimony	2.96E-06	8.15E-04	
Arsenic	9.59E-08	2.64E-05	
Barium	3.59E-06	9.89E-04	

Table 3.37 Chronic daily intakes for direct contact exposures by a future worker (continued)

----- AREA_CODE=i MEDIA=RGa Groundwater -----
(continued)

Analyte	Dermal contact while showering	Direct ingestion	Inh. of volatiles while showering
Beryllium	2.82E-07	7.78E-05	
Bicarbonate		1.24E+00	
Boron	9.39E-06	2.59E-03	
Cadmium	1.40E-07	3.85E-05	
Cerium		3.91E-04	
Chromium	9.34E-06	2.57E-03	
Cobalt	1.02E-06	2.81E-04	
Copper	1.06E-06	2.93E-04	
Fluoride	7.41E-06	2.04E-03	
Gallium		4.40E-04	
Iron	1.05E-04	2.89E-02	
Lithium	1.42E-06	3.91E-04	
Manganese	4.83E-06	1.33E-03	
Mercury	4.68E-09	1.29E-06	
Nickel	2.67E-06	7.35E-04	
Selenium	8.94E-08	2.46E-05	
Silica		1.18E-01	
Silver	7.46E-07	2.05E-04	
Sulfate	1.37E-03	3.76E-01	
Tetraoxo-sulfate(1-)		1.53E-01	
Thorium		2.45E-04	
Titanium	1.29E-06	3.56E-04	
Uranium	4.07E-08	1.12E-05	
Vanadium	2.54E-06	6.99E-04	
Zinc	2.00E-06	5.52E-04	
Zirconium	3.55E-07	9.78E-05	
1,2-Dichlorobenzene	1.23E-07	5.58E-07	3.05E-07
1,2-Dichloroethene	5.17E-08	1.33E-05	7.27E-06
1,3,5-Trimethylbenzene	1.73E-06	1.96E-06	1.07E-06
1,4-Dichlorobenzene	1.37E-07	6.07E-07	3.31E-07
4-Bromofluorobenzene		4.60E-04	
4-Methyl-2-pentanone	9.36E-07	7.82E-05	4.27E-05
Acetone	1.64E-07	7.93E-05	4.33E-05
Acrylonitrile	4.97E-07	9.78E-05	5.34E-05
Benzene	7.46E-07	9.78E-06	5.34E-06
Bis(2-ethylhexyl)phthalate	4.42E-06	5.20E-05	
Bromomethane	1.24E-07	9.78E-06	5.34E-06
Carbazole	2.79E-05	8.47E-05	
Chloroform	6.32E-07	1.96E-05	1.07E-05
Chloromethane	2.98E-07	1.96E-05	1.07E-05
Chrysene	1.73E-05	5.87E-06	
Di-n-butyl phthalate	2.29E-05	5.50E-05	
Dimethylbenzene	1.01E-05	2.94E-05	1.60E-05
Ethanol		1.65E-03	
Ethylbenzene	2.63E-06	9.78E-06	5.34E-06
Methylene chloride	5.69E-07	3.48E-05	1.90E-05
PCB-1254	5.20E-06	4.14E-06	
Polychlorinated biphenyl	1.23E-06	9.78E-07	
Tetrachloroethene	2.63E-05	1.96E-05	1.07E-05
Trichloroethene	2.32E-06	4.00E-05	2.18E-05
Vinyl chloride	2.59E-07	9.78E-06	5.34E-06
m,p-Xylene	1.84E-07	5.34E-07	2.92E-07
trans-1,3-Dichloropropene		1.66E-06	
Americium-241			
Cesium-137			
Cobalt-60			
Radium-226			
Radon-222			
Technetium-99			

Table 3.37 Chronic daily intakes for direct contact exposures by a future worker (continued)

----- AREA_CODE=i MEDIA=UCRS Groundwater -----

Analyte	Dermal contact while showering	Direct ingestion	Inh. of volatiles while showering
Aluminum	1.81E-04	4.97E-02	
Antimony	5.16E-07	1.42E-04	
Arsenic	2.35E-07	6.49E-05	
Barium	1.04E-05	2.87E-03	
Cadmium	2.35E-07	6.47E-05	
Chromium	1.01E-06	2.80E-04	
Cobalt	9.05E-07	2.49E-04	
Copper	1.00E-05	2.76E-03	
Fluoride	3.13E-05	8.64E-03	
Iron	1.96E-04	5.41E-02	
Lead	2.04E-06	5.61E-04	
Manganese	4.71E-05	1.30E-02	
Mercury	4.29E-09	1.18E-06	
Nickel	1.90E-06	5.23E-04	
Silica		1.31E-01	
Silver	6.67E-07	1.84E-04	
Sulfate	2.98E-03	8.22E-01	
Tetraoxo-sulfate(1-)		1.03E+00	
Thallium	2.91E-07	8.02E-05	
Uranium	4.00E-07	1.10E-04	
Vanadium	1.08E-05	2.96E-03	
Zinc	1.03E-05	2.83E-03	
Benzene	1.84E-06	2.42E-05	1.32E-05
Bromodichloromethane	5.21E-07	2.47E-05	1.35E-05
Chloroform	9.02E-07	2.79E-05	1.52E-05
Dibromochloromethane	2.77E-07	1.96E-05	1.07E-05
Ethanol		2.35E-04	
Methylene chloride	6.89E-07	4.22E-05	2.30E-05
Trichloroethene	1.94E-06	3.34E-05	1.82E-05
Cesium-137			
Cobalt-60			
Radium-226			
Radon-222			
Technetium-99			

----- AREA_CODE=j MEDIA=McNairy Groundwater -----

Analyte	Dermal contact while showering	Direct ingestion	Inh. of volatiles while showering
Aluminum	7.25E-05	2.00E-02	
Arsenic	3.03E-06	8.36E-04	
Manganese	1.07E-04	2.95E-02	
Molybdenum	1.12E-05	3.08E-03	
Sulfate	5.54E-03	1.53E+00	

----- AREA_CODE=j MEDIA=RGa Groundwater -----

Analyte	Dermal contact while showering	Direct ingestion	Inh. of volatiles while showering
Aluminum	1.21E-04	3.32E-02	
Arsenic	1.52E-07	4.20E-05	
Iron	1.65E-04	4.55E-02	

Table 3.37 Chronic daily intakes for direct contact exposures by a future worker (continued)

----- AREA_CODE=j MEDIA=RGa Groundwater -----
(continued)

Analyte	Dermal contact while showering	Direct ingestion	Inh. of volatiles while showering
Manganese	8.37E-05	2.30E-02	
Molybdenum	4.40E-06	1.21E-03	
Silica		1.40E-01	
Sulfate	1.34E-02	3.70E+00	
Thallium	2.58E-06	7.09E-04	
Vanadium	3.39E-06	9.33E-04	

----- AREA_CODE=k MEDIA=Other Groundwater -----

Analyte	Dermal contact while showering	Direct ingestion	Inh. of volatiles while showering
Aluminum	2.96E-04	8.15E-02	
Ammonia as Nitrogen	2.17E-04	3.98E-02	
Antimony	1.86E-06	5.12E-04	
Arsenic	9.61E-08	2.65E-05	
Barium	3.42E-06	9.43E-04	
Beryllium	2.12E-07	5.83E-05	
Cadmium	5.68E-07	1.57E-04	
Chromium	9.59E-07	2.64E-04	
Cobalt	1.87E-06	5.16E-04	
Fluoride	1.37E-05	3.77E-03	
Iron	5.75E-03	1.59E+00	
Kjeldahl Nitrogen		1.01E-02	
Lead	5.45E-06	1.50E-03	
Manganese	4.18E-04	1.15E-01	
Mercury	3.84E-09	1.06E-06	
Nickel	3.44E-06	9.49E-04	
Nitrate as Nitrogen	4.85E-05	1.34E-02	
Silica		5.31E-01	
Strontium	2.15E-05	5.92E-03	
Sulfate	4.57E-02	1.26E+01	
Sulfide		1.30E-02	
Tetraoxo-sulfate(1-)		3.08E+01	
Tin	1.85E-07	5.10E-05	
Uranium	1.18E-07	3.25E-05	
Vanadium	4.86E-06	1.34E-03	
Zinc	3.46E-06	9.53E-04	
1,1-Dichloroethane	5.32E-06	1.65E-04	8.99E-05
1,1-Dichloroethene	8.44E-06	2.61E-04	1.43E-04
1,2-Dichloroethene	3.63E-06	9.34E-04	5.10E-04
Acetone	1.01E-06	4.89E-04	2.67E-04
Di-n-butyl phthalate	2.27E-05	5.45E-05	
Methylene chloride	7.10E-07	4.35E-05	2.38E-05
Naphthalene	3.31E-05	1.32E-04	7.21E-05
Phenanthrene	1.92E-05	1.96E-05	1.07E-05
Trichloroethene	1.85E-05	3.18E-04	1.74E-04
Vinyl chloride	3.89E-06	1.47E-04	8.02E-05
cis-1,2-Dichloroethene	3.38E-05	9.32E-04	5.09E-04
Neptunium-237			
Radium-226			
Radon-222			
Technetium-99			
Thorium-228			
Uranium-234			
Uranium-235			

Table 3.37 Chronic daily intakes for direct contact exposures by a future worker (continued)

----- AREA_CODE=k MEDIA=Other Groundwater -----
 (continued)

Analyte	Dermal contact while showering	Direct ingestion	Inh. of volatiles while showering
Uranium-238			

----- AREA_CODE=l MEDIA=McNairy Groundwater -----

Analyte	Dermal contact while showering	Direct ingestion	Inh. of volatiles while showering
Aluminum	1.36E-05	3.76E-03	
Antimony	3.33E-06	9.16E-04	
Nitrate as Nitrogen	2.26E-05	6.23E-03	
Silica		1.02E-01	
Tetraoxo-sulfate(1-)		1.66E-01	
Thallium	1.35E-05	3.73E-03	
Zinc	4.35E-06	1.20E-03	
Trichloroethene	2.52E-04	4.34E-03	2.37E-03
Technetium-99			

----- AREA_CODE=l MEDIA=Other Groundwater -----

Analyte	Dermal contact while showering	Direct ingestion	Inh. of volatiles while showering
Methylene chloride	7.99E-07	4.89E-05	2.67E-05

----- AREA_CODE=l MEDIA=RGa Groundwater -----

Analyte	Dermal contact while showering	Direct ingestion	Inh. of volatiles while showering
Aluminum	5.69E-05	1.57E-02	
Arsenic	1.16E-07	3.18E-05	
Barium	8.33E-06	2.29E-03	
Beryllium	2.10E-07	5.80E-05	
Cadmium	3.34E-07	9.21E-05	
Chromium	2.02E-06	5.55E-04	
Cobalt	9.16E-07	2.52E-04	
Fluoride	8.64E-06	2.38E-03	
Iron	1.88E-04	5.17E-02	
Lead	1.76E-06	4.84E-04	
Manganese	1.41E-05	3.87E-03	
Mercury	1.07E-08	2.94E-06	
Molybdenum	1.03E-06	2.83E-04	
Nitrate as Nitrogen	4.97E-05	1.37E-02	
Selenium	1.34E-07	3.70E-05	
Silica		1.01E-01	
Sulfate	3.47E-04	9.56E-02	
Tetraoxo-sulfate(1-)		8.62E-02	
Thallium	2.57E-06	7.09E-04	
Tin	8.20E-06	2.26E-03	
Uranium	1.66E-07	4.59E-05	

Table 3.37 Chronic daily intakes for direct contact exposures by a future worker (continued)

----- AREA_CODE=1 MEDIA=RGa Groundwater -----
(continued)

Analyte	Dermal contact while showering	Direct ingestion	Inh. of volatiles while showering
Vanadium	1.58E-06	4.36E-04	
Zinc	9.75E-07	2.69E-04	
1,1,2-Trichloroethane	5.97E-07	1.96E-05	1.07E-05
1,1-Dichloroethene	2.05E-05	6.36E-04	3.47E-04
1,2-Dichloroethane	2.07E-07	1.08E-05	5.88E-06
Acetone	3.29E-07	1.60E-04	8.71E-05
Bis(2-ethylhexyl)phthalate	1.66E-06	1.96E-05	
Butyl benzyl phthalate	2.54E-06	9.78E-06	
Carbon tetrachloride	1.25E-04	1.57E-03	8.55E-04
Chlorobenzene	2.91E-06	1.96E-05	1.07E-05
Chloroform	4.43E-06	1.37E-04	7.48E-05
Di-n-butyl phthalate	5.39E-05	1.29E-04	
Dimethylbenzene	2.55E-03	7.41E-03	4.05E-03
Ethane		5.40E-04	
Ethylbenzene	1.12E-03	4.16E-03	2.27E-03
Ethylene		2.81E-03	
Methylene chloride	2.00E-06	1.22E-04	6.68E-05
Tetrachloroethene	4.21E-03	3.13E-03	1.71E-03
Trichloroethene	7.92E-03	1.36E-01	7.45E-02
Vinyl chloride	1.18E-03	4.45E-02	2.43E-02
cis-1,2-Dichloroethene	8.09E-04	2.23E-02	1.22E-02
trans-1,2-Dichloroethene	4.56E-05	1.17E-02	6.41E-03
Americium-241			
Cesium-137			
Cobalt-60			
Neptunium-237			
Plutonium-239			
Radium-226			
Radon-222			
Technetium-99			
Thorium-230			
Uranium-234			
Uranium-235			
Uranium-235/236			
Uranium-238			

----- AREA_CODE=1 MEDIA=UCRS Groundwater -----

Analyte	Dermal contact while showering	Direct ingestion	Inh. of volatiles while showering
Aluminum	9.36E-05	2.58E-02	
Ammonia as Nitrogen	3.80E-06	6.97E-04	
Antimony	9.91E-07	2.73E-04	
Arsenic	5.05E-07	1.39E-04	
Barium	1.05E-05	2.88E-03	
Beryllium	6.04E-08	1.66E-05	
Cadmium	2.80E-07	7.71E-05	
Chromium	1.22E-06	3.37E-04	
Cobalt	8.60E-07	2.37E-04	
Fluoride	8.19E-06	2.26E-03	
Iron	1.69E-04	4.66E-02	
Kjeldahl Nitrogen		4.81E-02	
Lead	1.65E-06	4.56E-04	
Manganese	1.86E-05	5.13E-03	
Mercury	1.07E-08	2.94E-06	

Table 3.37 Chronic daily intakes for direct contact exposures by a future worker (continued)

----- AREA_CODE=1 MEDIA=UCRS Groundwater -----
 (continued)

Analyte	Dermal contact while showering	Direct ingestion	Inh. of volatiles while showering
Molybdenum	3.55E-07	9.78E-05	
Nickel	4.78E-06	1.32E-03	
Nitrate as Nitrogen	3.00E-05	8.27E-03	
Nitrate/Nitrite	7.44E-05	2.05E-02	
Orthophosphate		8.14E-04	
Selenium	9.24E-08	2.55E-05	
Silica		1.68E-01	
Strontium	4.57E-05	1.26E-02	
Sulfate	4.65E-03	1.28E+00	
Sulfide		2.64E-01	
Tetraoxo-sulfate(1-)		9.74E-01	
Thallium	1.98E-06	5.44E-04	
Tin	9.23E-07	2.54E-04	
Uranium	4.16E-07	1.15E-04	
Vanadium	2.75E-06	7.58E-04	
Zinc	6.42E-07	1.77E-04	
1,1-Dichloroethene	6.32E-05	1.96E-03	1.07E-03
1,2-Dichloroethane	3.76E-07	1.96E-05	1.07E-05
1,2-Dichloroethene	1.43E-07	3.69E-05	2.02E-05
2,4-Dimethylphenol	1.72E-05	4.31E-05	2.35E-05
Benzene	5.82E-06	7.63E-05	4.17E-05
Bis(2-ethylhexyl)phthalate	8.31E-07	9.78E-06	
Chloroethane	2.33E-04	8.02E-03	4.38E-03
Chloroform	5.37E-06	1.66E-04	9.08E-05
Di-n-butyl phthalate	4.00E-06	9.59E-06	
Dimethylbenzene	2.86E-03	8.33E-03	4.55E-03
Ethane		1.21E-03	
Ethylbenzene	1.26E-03	4.70E-03	2.57E-03
Ethylene		1.72E-02	
Fluorene	3.44E-05	3.86E-05	2.11E-05
Isophorone	7.87E-07	4.93E-05	
Methylene chloride	1.63E-06	9.98E-05	5.45E-05
Naphthalene	3.46E-05	1.38E-04	7.54E-05
Phenanthrene	3.73E-05	3.81E-05	2.08E-05
Trichloroethene	1.90E-02	3.26E-01	1.78E-01
Vinyl chloride	1.30E-03	4.89E-02	2.67E-02
cis-1,2-Dichloroethene	1.74E-03	4.79E-02	2.62E-02
trans-1,2-Dichloroethene	1.90E-05	4.89E-03	2.67E-03
Americium-241			
Cobalt-60			
Neptunium-237			
Plutonium-239			
Radium-226			
Radon-222			
Technetium-99			
Thorium-228			
Uranium-234			
Uranium-235			
Uranium-235/236			
Uranium-238			

Table 3.37 Chronic daily intakes for direct contact exposures by a future worker (continued)

----- AREA_CODE=m MEDIA=McNairy Groundwater -----

Analyte	Dermal contact while showering	Direct ingestion	Inh. of volatiles while showering
Aluminum	2.33E-05	6.42E-03	
Arsenic	2.00E-07	5.52E-05	
Barium	7.06E-06	1.94E-03	
Beryllium	2.42E-07	6.66E-05	
Cadmium	6.57E-07	1.81E-04	
Chromium	2.93E-06	8.08E-04	
Cobalt	1.07E-06	2.95E-04	
Fluoride	9.68E-06	2.67E-03	
Iron	1.07E-03	2.95E-01	
Manganese	1.70E-05	4.69E-03	
Mercury	1.22E-08	3.36E-06	
Molybdenum	1.28E-06	3.54E-04	
Nickel	1.49E-06	4.11E-04	
Silica		1.64E-01	
Sulfate	1.76E-02	4.86E+00	
Tetraoxo-sulfate(1-)		7.64E-02	
Uranium	6.92E-08	1.91E-05	
Vanadium	5.31E-06	1.46E-03	
Zinc	1.40E-06	3.85E-04	
Trichloroethene	8.61E-07	1.48E-05	8.09E-06
Neptunium-237			
Plutonium-239			
Radium-226			
Radon-222			
Technetium-99			
Thorium-230			

----- AREA_CODE=m MEDIA=Other Groundwater -----

Analyte	Dermal contact while showering	Direct ingestion	Inh. of volatiles while showering
Aluminum	1.24E-04	3.42E-02	
Ammonia as Nitrogen	2.17E-04	3.98E-02	
Antimony	1.27E-06	3.50E-04	
Arsenic	9.41E-08	2.59E-05	
Barium	3.60E-06	9.92E-04	
Beryllium	9.70E-08	2.67E-05	
Cadmium	5.68E-07	1.57E-04	
Chromium	9.47E-07	2.61E-04	
Cobalt	2.26E-06	6.23E-04	
Fluoride	2.21E-05	6.08E-03	
Iron	1.65E-03	4.54E-01	
Kjeldahl Nitrogen		1.01E-02	
Lead	4.35E-06	1.20E-03	
Manganese	1.41E-04	3.90E-02	
Mercury	6.44E-09	1.77E-06	
Nickel	2.25E-06	6.19E-04	
Nitrate as Nitrogen	7.27E-05	2.00E-02	
Silica		3.92E-01	
Strontium	2.15E-05	5.92E-03	
Sulfate	4.57E-02	1.26E+01	
Sulfide		1.30E-02	
Tetraoxo-sulfate(1-)		5.54E+00	
Thallium	2.66E-06	7.34E-04	
Tin	1.85E-07	5.10E-05	
Uranium	9.78E-08	2.69E-05	

Table 3.37 Chronic daily intakes for direct contact exposures by a future worker (continued)

----- AREA_CODE=m MEDIA=Other Groundwater -----
(continued)

Analyte	Dermal contact while showering	Direct ingestion	Inh. of volatiles while showering
Vanadium	3.87E-06	1.07E-03	
Zinc	1.62E-06	4.47E-04	
1,1-Dichloroethane	5.26E-06	1.63E-04	8.89E-05
1,1-Dichloroethene	8.33E-06	2.58E-04	1.41E-04
1,2-Dichloroethene	3.63E-06	9.34E-04	5.10E-04
Acetone	1.01E-06	4.89E-04	2.67E-04
Di-n-butyl phthalate	2.27E-05	5.45E-05	
Methylene chloride	7.10E-07	4.35E-05	2.38E-05
Naphthalene	3.31E-05	1.32E-04	7.21E-05
Phenanthrene	1.92E-05	1.96E-05	1.07E-05
Trichloroethene	1.38E-05	2.37E-04	1.30E-04
Vinyl chloride	3.89E-06	1.47E-04	8.02E-05
cis-1,2-Dichloroethene	3.20E-05	8.82E-04	4.82E-04
Neptunium-237			
Radium-226			
Radon-222			
Technetium-99			
Thorium-228			
Thorium-230			
Uranium-234			
Uranium-235			
Uranium-238			

----- AREA_CODE=m MEDIA=RGa Groundwater -----

Analyte	Dermal contact while showering	Direct ingestion	Inh. of volatiles while showering
Aluminum	2.78E-05	7.65E-03	
Antimony	2.80E-06	7.72E-04	
Arsenic	9.35E-08	2.58E-05	
Barium	3.48E-06	9.59E-04	
Beryllium	2.54E-07	7.00E-05	
Bicarbonate		1.24E+00	
Boron	9.39E-06	2.59E-03	
Cadmium	3.55E-07	9.78E-05	
Cerium		3.91E-04	
Chromium	6.41E-06	1.77E-03	
Cobalt	1.01E-06	2.78E-04	
Copper	1.04E-06	2.87E-04	
Fluoride	5.97E-06	1.64E-03	
Gallium		4.40E-04	
Iron	8.80E-05	2.43E-02	
Lead	1.81E-06	4.98E-04	
Lithium	1.42E-06	3.91E-04	
Manganese	3.76E-06	1.03E-03	
Mercury	4.41E-09	1.21E-06	
Molybdenum	1.02E-06	2.80E-04	
Nickel	2.31E-06	6.38E-04	
Nitrate as Nitrogen	3.50E-05	9.65E-03	
Selenium	9.02E-08	2.48E-05	
Silica		9.03E-02	
Silver	8.12E-07	2.24E-04	
Sulfate	9.72E-04	2.68E-01	
Tetraoxo-sulfate(1-)		1.08E-01	
Thallium	3.86E-06	1.06E-03	

Table 3.37 Chronic daily intakes for direct contact exposures by a future worker (continued)

----- AREA_CODE=m MEDIA=RGa Groundwater -----
(continued)

Analyte	Dermal contact while showering	Direct ingestion	Inh. of volatiles while showering
Thorium		2.45E-04	
Titanium	1.29E-06	3.56E-04	
Uranium	4.08E-08	1.12E-05	
Vanadium	2.24E-06	6.18E-04	
Zinc	2.00E-06	5.51E-04	
Zirconium	3.55E-07	9.78E-05	
1,1-Dichloroethene	6.32E-06	1.96E-04	1.07E-04
1,2-Dichlorobenzene	1.23E-07	5.58E-07	3.05E-07
1,2-Dichloroethene	7.41E-08	1.91E-05	1.04E-05
1,3,5-Trimethylbenzene	1.73E-06	1.96E-06	1.07E-06
1,4-Dichlorobenzene	1.37E-07	6.07E-07	3.31E-07
2-Butanone	4.46E-07	1.13E-04	6.16E-05
4-Bromofluorobenzene		4.60E-04	
4-Methyl-2-pentanone	1.06E-06	8.83E-05	4.82E-05
Acetone	2.27E-07	1.10E-04	6.00E-05
Acrylonitrile	4.97E-07	9.78E-05	5.34E-05
Benzene	7.46E-07	9.78E-06	5.34E-06
Bis(2-ethylhexyl)phthalate	4.97E-06	5.85E-05	
Bromomethane	1.24E-07	9.78E-06	5.34E-06
Carbazole	3.70E-05	1.12E-04	
Carbon tetrachloride	4.69E-07	5.87E-06	3.21E-06
Chloroform	6.32E-07	1.96E-05	1.07E-05
Chloromethane	2.98E-07	1.96E-05	1.07E-05
Chrysene	1.73E-05	5.87E-06	
Di-n-butyl phthalate	2.43E-05	5.82E-05	
Dimethylbenzene	2.02E-05	5.87E-05	3.21E-05
Ethanol		1.65E-03	
Ethylbenzene	2.63E-06	9.78E-06	5.34E-06
Methylene chloride	5.76E-07	3.53E-05	1.93E-05
PCB-1254	5.20E-06	4.14E-06	
Polychlorinated biphenyl	1.23E-06	9.78E-07	
Tetrachloroethene	2.63E-05	1.96E-05	1.07E-05
Trichloroethene	3.32E-04	5.72E-03	3.13E-03
Vinyl chloride	2.59E-07	9.78E-06	5.34E-06
cis-1,2-Dichloroethene	7.81E-06	2.15E-04	1.18E-04
m,p-Xylene	1.84E-07	5.34E-07	2.92E-07
trans-1,2-Dichloroethene	1.90E-07	4.89E-05	2.67E-05
trans-1,3-Dichloropropene		1.66E-06	
Americium-241			
Cesium-137			
Cobalt-60			
Neptunium-237			
Plutonium-239			
Radium-226			
Radon-222			
Technetium-99			
Thorium-230			

----- AREA_CODE=m MEDIA=UCRS Groundwater -----

Analyte	Dermal contact while showering	Direct ingestion	Inh. of volatiles while showering
Aluminum	1.19E-04	3.29E-02	
Antimony	2.04E-06	5.62E-04	
Arsenic	1.42E-07	3.92E-05	

Table 3.37 Chronic daily intakes for direct contact exposures by a future worker (continued)

----- AREA_CODE=m MEDIA=UCRS Groundwater -----
(continued)

Analyte	Dermal contact while showering	Direct ingestion	Inh. of volatiles while showering
Barium	9.99E-06	2.75E-03	
Cadmium	3.58E-07	9.87E-05	
Chromium	1.05E-06	2.89E-04	
Cobalt	9.37E-07	2.58E-04	
Copper	4.65E-06	1.28E-03	
Fluoride	2.32E-05	6.39E-03	
Iron	1.47E-04	4.05E-02	
Lead	1.83E-06	5.03E-04	
Manganese	7.28E-06	2.01E-03	
Mercury	4.08E-09	1.13E-06	
Nickel	2.20E-06	6.06E-04	
Nitrate as Nitrogen	4.60E-05	1.27E-02	
Silica		1.63E-01	
Silver	7.32E-07	2.02E-04	
Sulfate	2.68E-03	7.40E-01	
Tetraoxo-sulfate(1-)		4.49E-01	
Thallium	2.91E-07	8.02E-05	
Uranium	2.26E-06	6.21E-04	
Vanadium	8.06E-06	2.22E-03	
Zinc	5.75E-06	1.58E-03	
Benzene	2.36E-06	3.09E-05	1.69E-05
Bromodichloromethane	1.85E-06	8.81E-05	4.81E-05
Chloroform	3.39E-06	1.05E-04	5.74E-05
Dibromochloromethane	2.77E-07	1.96E-05	1.07E-05
Ethanol		2.35E-04	
Methylene chloride	6.79E-07	4.15E-05	2.27E-05
Trichloroethene	2.13E-06	3.67E-05	2.01E-05
Cesium-137			
Cobalt-60			
Neptunium-237			
Plutonium-239			
Radium-226			
Radon-222			
Technetium-99			

----- AREA_CODE=n MEDIA=McNairy Groundwater -----

Analyte	Dermal contact while showering	Direct ingestion	Inh. of volatiles while showering
Aluminum	5.48E-05	1.51E-02	
Antimony	2.90E-06	8.00E-04	
Arsenic	1.66E-07	4.58E-05	
Barium	6.68E-06	1.84E-03	
Beryllium	2.44E-07	6.71E-05	
Cadmium	6.77E-07	1.87E-04	
Chromium	1.13E-06	3.12E-04	
Cobalt	1.06E-06	2.92E-04	
Fluoride	8.45E-06	2.33E-03	
Iron	3.18E-04	8.75E-02	
Manganese	1.35E-05	3.72E-03	
Mercury	8.55E-09	2.36E-06	
Molybdenum	1.24E-06	3.41E-04	
Nickel	1.50E-06	4.14E-04	
Nitrate as Nitrogen	2.00E-05	5.52E-03	
Silica		1.37E-01	

Table 3.37 Chronic daily intakes for direct contact exposures by a future worker (continued)

----- AREA_CODE=n MEDIA=McNairy Groundwater -----
(continued)

Analyte	Dermal contact while showering	Direct ingestion	Inh. of volatiles while showering
Sulfate	1.34E-02	3.69E+00	
Tetraoxo-sulfate(1-)		7.33E-02	
Thallium	3.16E-06	8.71E-04	
Uranium	5.97E-08	1.65E-05	
Vanadium	4.21E-06	1.16E-03	
Zinc	2.26E-06	6.21E-04	
Trichloroethene	9.48E-05	1.63E-03	8.91E-04
Neptunium-237			
Plutonium-239			
Radium-226			
Radon-222			
Technetium-99			
Thorium-230			

----- AREA_CODE=n MEDIA=Other Groundwater -----

Analyte	Dermal contact while showering	Direct ingestion	Inh. of volatiles while showering
Aluminum	1.24E-04	3.42E-02	
Ammonia as Nitrogen	2.17E-04	3.98E-02	
Antimony	1.27E-06	3.50E-04	
Arsenic	9.41E-08	2.59E-05	
Barium	3.60E-06	9.92E-04	
Beryllium	9.70E-08	2.67E-05	
Cadmium	5.68E-07	1.57E-04	
Chromium	9.47E-07	2.61E-04	
Cobalt	2.26E-06	6.23E-04	
Fluoride	2.21E-05	6.08E-03	
Iron	1.65E-03	4.54E-01	
Kjeldahl Nitrogen		1.01E-02	
Lead	4.35E-06	1.20E-03	
Manganese	1.41E-04	3.90E-02	
Mercury	6.44E-09	1.77E-06	
Nickel	2.25E-06	6.19E-04	
Nitrate as Nitrogen	7.27E-05	2.00E-02	
Silica		3.92E-01	
Strontium	2.15E-05	5.92E-03	
Sulfate	4.57E-02	1.26E+01	
Sulfide		1.30E-02	
Tetraoxo-sulfate(1-)		5.54E+00	
Thallium	2.66E-06	7.34E-04	
Tin	1.85E-07	5.10E-05	
Uranium	9.78E-08	2.69E-05	
Vanadium	3.87E-06	1.07E-03	
Zinc	1.62E-06	4.47E-04	
1,1-Dichloroethane	5.20E-06	1.61E-04	8.78E-05
1,1-Dichloroethene	8.23E-06	2.55E-04	1.39E-04
1,2-Dichloroethene	3.07E-06	7.90E-04	4.32E-04
Acetone	1.01E-06	4.89E-04	2.67E-04
Di-n-butyl phthalate	2.27E-05	5.45E-05	
Methylene chloride	6.79E-07	4.16E-05	2.27E-05
Naphthalene	3.31E-05	1.32E-04	7.21E-05
Phenanthrene	1.92E-05	1.96E-05	1.07E-05
Trichloroethene	1.37E-05	2.35E-04	1.29E-04
Vinyl chloride	3.89E-06	1.47E-04	8.02E-05

Table 3.37 Chronic daily intakes for direct contact exposures by a future worker (continued)

----- AREA_CODE=n MEDIA=Other Groundwater -----
(continued)

Analyte	Dermal contact while showering	Direct ingestion	Inh. of volatiles while showering
cis-1,2-Dichloroethene	3.20E-05	8.82E-04	4.82E-04
Neptunium-237			
Radium-226			
Radon-222			
Technetium-99			
Thorium-228			
Thorium-230			
Uranium-234			
Uranium-235			
Uranium-238			

----- AREA_CODE=n MEDIA=RGa Groundwater -----

Analyte	Dermal contact while showering	Direct ingestion	Inh. of volatiles while showering
Aluminum	3.71E-05	1.02E-02	
Antimony	2.73E-06	7.52E-04	
Arsenic	1.02E-07	2.81E-05	
Barium	3.50E-06	9.64E-04	
Beryllium	2.40E-07	6.60E-05	
Bicarbonate		1.24E+00	
Boron	9.39E-06	2.59E-03	
Cadmium	3.38E-07	9.30E-05	
Cerium		3.91E-04	
Chromium	4.36E-06	1.20E-03	
Cobalt	9.75E-07	2.69E-04	
Copper	9.11E-07	2.51E-04	
Fluoride	6.90E-06	1.90E-03	
Gallium		4.40E-04	
Iron	1.13E-04	3.11E-02	
Lead	1.75E-06	4.83E-04	
Lithium	1.42E-06	3.91E-04	
Manganese	7.70E-06	2.12E-03	
Mercury	9.96E-09	2.74E-06	
Molybdenum	1.01E-06	2.79E-04	
Nickel	2.25E-06	6.21E-04	
Nitrate as Nitrogen	3.90E-05	1.07E-02	
Selenium	1.09E-07	3.02E-05	
Silica		9.45E-02	
Silver	8.26E-07	2.27E-04	
Sulfate	8.45E-04	2.33E-01	
Tetraoxo-sulfate(1-)		9.61E-02	
Thallium	3.54E-06	9.75E-04	
Thorium		2.45E-04	
Tin	1.42E-06	3.91E-04	
Titanium	1.29E-06	3.56E-04	
Uranium	9.39E-08	2.59E-05	
Vanadium	2.07E-06	5.71E-04	
Zinc	1.72E-06	4.73E-04	
Zirconium	3.55E-07	9.78E-05	
1,1,2-Trichloroethane	5.97E-07	1.96E-05	1.07E-05
1,1-Dichloroethene	2.05E-05	6.36E-04	3.47E-04
1,2-Dichlorobenzene	1.23E-07	5.58E-07	3.05E-07
1,2-Dichloroethane	2.07E-07	1.08E-05	5.88E-06
1,2-Dichloroethene	6.83E-08	1.76E-05	9.61E-06

Table 3.37 Chronic daily intakes for direct contact exposures by a future worker (continued)

----- AREA_CODE=n MEDIA=RGa Groundwater -----
(continued)

Analyte	Dermal contact while showering	Direct ingestion	Inh. of volatiles while showering
1,3,5-Trimethylbenzene	1.73E-06	1.96E-06	1.07E-06
1,4-Dichlorobenzene	1.37E-07	6.07E-07	3.31E-07
2-Butanone	3.65E-06	9.22E-04	5.04E-04
4-Bromofluorobenzene		4.60E-04	
4-Methyl-2-pentanone	1.99E-06	1.66E-04	9.08E-05
Acetone	1.89E-06	9.17E-04	5.01E-04
Acrylonitrile	4.97E-07	9.78E-05	5.34E-05
Benzene	7.46E-07	9.78E-06	5.34E-06
Bis(2-ethylhexyl)phthalate	4.50E-06	5.30E-05	
Bromomethane	1.24E-07	9.78E-06	5.34E-06
Butyl benzyl phthalate	2.54E-06	9.78E-06	
Carbazole	1.86E-05	5.65E-05	
Carbon tetrachloride	1.25E-04	1.57E-03	8.55E-04
Chlorobenzene	2.91E-06	1.96E-05	1.07E-05
Chloroform	4.43E-06	1.37E-04	7.48E-05
Chloromethane	2.98E-07	1.96E-05	1.07E-05
Chrysene	1.73E-05	5.87E-06	
Di-n-butyl phthalate	4.01E-05	9.61E-05	
Dimethylbenzene	1.09E-03	3.18E-03	1.74E-03
Ethane		3.22E-04	
Ethanol		1.65E-03	
Ethylbenzene	4.87E-04	1.81E-03	9.90E-04
Ethylene		9.61E-04	
Methylene chloride	7.02E-06	4.30E-04	2.35E-04
PCB-1254	5.49E-06	4.37E-06	
Polychlorinated biphenyl	1.23E-06	9.78E-07	
Tetrachloroethene	4.21E-03	3.13E-03	1.71E-03
Trichloroethene	3.81E-03	6.57E-02	3.59E-02
Vinyl chloride	4.54E-04	1.71E-02	9.35E-03
cis-1,2-Dichloroethene	3.29E-04	9.08E-03	4.96E-03
m,p-Xylene	3.27E-07	9.50E-07	5.19E-07
trans-1,2-Dichloroethene	3.38E-05	8.70E-03	4.75E-03
trans-1,3-Dichloropropene		1.66E-06	
Americium-241			
Cesium-137			
Cobalt-60			
Neptunium-237			
Plutonium-239			
Radium-226			
Radon-222			
Technetium-99			
Thorium-230			
Uranium-234			
Uranium-235			
Uranium-235/236			
Uranium-238			

----- AREA_CODE=n MEDIA=UCRS Groundwater -----

Analyte	Dermal contact while showering	Direct ingestion	Inh. of volatiles while showering
Aluminum	9.25E-05	2.55E-02	
Ammonia as Nitrogen	3.80E-06	6.97E-04	
Antimony	1.77E-06	4.86E-04	
Arsenic	4.31E-07	1.19E-04	

Table 3.37 Chronic daily intakes for direct contact exposures by a future worker (continued)

----- AREA_CODE=n MEDIA=UCRS Groundwater -----
(continued)

Analyte	Dermal contact while showering	Direct ingestion	Inh. of volatiles while showering
Barium	9.87E-06	2.72E-03	
Beryllium	6.04E-08	1.66E-05	
Cadmium	2.85E-07	7.85E-05	
Chromium	1.17E-06	3.24E-04	
Cobalt	8.72E-07	2.40E-04	
Copper	1.72E-06	4.74E-04	
Fluoride	1.57E-05	4.33E-03	
Iron	1.49E-04	4.09E-02	
Kjeldahl Nitrogen		4.81E-02	
Lead	1.71E-06	4.72E-04	
Manganese	2.81E-05	7.75E-03	
Mercury	1.78E-08	4.89E-06	
Molybdenum	3.55E-07	9.78E-05	
Nickel	3.82E-06	1.05E-03	
Nitrate as Nitrogen	2.84E-05	7.84E-03	
Nitrate/Nitrite	7.44E-05	2.05E-02	
Orthophosphate		8.14E-04	
Selenium	9.16E-08	2.52E-05	
Silica		1.62E-01	
Silver	7.48E-07	2.06E-04	
Strontium	4.57E-05	1.26E-02	
Sulfate	4.36E-03	1.20E+00	
Sulfide		2.64E-01	
Tetraoxo-sulfate(1-)		9.10E-01	
Thallium	1.85E-06	5.09E-04	
Tin	9.23E-07	2.54E-04	
Uranium	8.53E-07	2.35E-04	
Vanadium	2.86E-06	7.87E-04	
Zinc	1.87E-06	5.14E-04	
1,1-Dichloroethene	6.32E-05	1.96E-03	1.07E-03
1,2-Dichloroethane	3.76E-07	1.96E-05	1.07E-05
1,2-Dichloroethene	2.32E-07	5.98E-05	3.27E-05
2,4-Dimethylphenol	1.72E-05	4.31E-05	2.35E-05
Benzene	5.82E-06	7.63E-05	4.17E-05
Bis(2-ethylhexyl)phthalate	8.31E-07	9.78E-06	
Bromodichloromethane	1.85E-06	8.81E-05	4.81E-05
Chloroethane	1.96E-05	6.76E-04	3.69E-04
Chloroform	7.59E-06	2.35E-04	1.28E-04
Di-n-butyl phthalate	4.00E-06	9.59E-06	
Dibromochloromethane	2.77E-07	1.96E-05	1.07E-05
Dimethylbenzene	2.01E-03	5.86E-03	3.20E-03
Ethane		1.21E-03	
Ethanol		2.35E-04	
Ethylbenzene	8.91E-04	3.32E-03	1.81E-03
Ethylene		1.72E-02	
Fluorene	3.44E-05	3.86E-05	2.11E-05
Isophorone	7.87E-07	4.93E-05	
Methylene chloride	7.19E-07	4.40E-05	2.40E-05
Naphthalene	3.46E-05	1.38E-04	7.54E-05
Phenanthrene	3.73E-05	3.81E-05	2.08E-05
Trichloroethene	1.43E-02	2.46E-01	1.35E-01
Vinyl chloride	1.30E-03	4.89E-02	2.67E-02
cis-1,2-Dichloroethene	1.37E-03	3.76E-02	2.05E-02
trans-1,2-Dichloroethene	1.90E-05	4.89E-03	2.67E-03
Americium-241			
Cesium-137			
Cobalt-60			
Neptunium-237			
Plutonium-239			

Table 3.37 Chronic daily intakes for direct contact exposures by a future worker (continued)

----- AREA_CODE=n MEDIA=UCRS Groundwater -----			
(continued)			
Analyte	Dermal contact while showering	Direct ingestion	Inh. of volatiles while showering
Radium-226			
Radon-222			
Technetium-99			
Thorium-228			
Uranium-234			
Uranium-235			
Uranium-235/236			
Uranium-238			

Table 3.38 Chronic daily intakes for excess lifetime cancer risk for direct contact exposures by a future worker

----- AREA_CODE=a MEDIA=RGa Groundwater -----

Analyte	Dermal contact while showering	Direct ingestion	Inh. of volatiles while showering
Aluminum	1.27E-05	3.51E-03	
Arsenic	4.51E-08	1.24E-05	
Barium	1.74E-06	4.78E-04	
Chromium	5.64E-07	1.55E-04	
Fluoride	3.90E-06	1.08E-03	
Iron	2.78E-05	7.65E-03	
Manganese	2.00E-06	5.52E-04	
Tetraoxo-sulfate(1-)		7.56E-02	
Thallium	3.02E-06	8.32E-04	
Vanadium	1.88E-06	5.19E-04	
Zinc	2.33E-07	6.42E-05	
1,1-Dichloroethene	2.71E-06	8.39E-05	4.58E-05
Carbon tetrachloride	3.92E-05	4.90E-04	2.68E-04
Chloroform	2.26E-07	6.99E-06	3.82E-06
Tetrachloroethene	1.08E-03	8.04E-04	4.39E-04
Trichloroethene	9.34E-02	1.61E+00	8.78E-01
cis-1,2-Dichloroethene	1.30E-05	3.57E-04	1.95E-04
trans-1,2-Dichloroethene	2.04E-06	5.26E-04	2.87E-04
Cesium-137		8.06E+04	
Neptunium-237		3.84E+04	
Technetium-99		4.95E+06	
Thorium-230		5.43E+03	

----- AREA_CODE=a MEDIA=UCRS Groundwater -----

Analyte	Dermal contact while showering	Direct ingestion	Inh. of volatiles while showering
Aluminum	2.89E-05	7.95E-03	
Antimony	3.54E-07	9.75E-05	
Arsenic	3.51E-08	9.67E-06	
Barium	6.06E-07	1.67E-04	
Beryllium	7.05E-09	1.94E-06	
Chromium	1.80E-07	4.96E-05	
Cobalt	2.54E-08	6.99E-06	
Iron	4.27E-05	1.18E-02	
Lead	8.75E-07	2.41E-04	
Manganese	7.29E-07	2.01E-04	
Nickel	1.15E-06	3.17E-04	
Silica		7.82E-02	
Tetraoxo-sulfate(1-)		2.18E-01	
Uranium	2.03E-07	5.59E-05	
Vanadium	1.21E-06	3.33E-04	
Zinc	2.53E-07	6.96E-05	
1,1-Dichloroethene	1.81E-07	5.59E-06	3.05E-06
Bis(2-ethylhexyl)phthalate	2.97E-07	3.49E-06	
Chloroform	1.47E-06	4.54E-05	2.48E-05
Trichloroethene	1.68E-02	2.90E-01	1.58E-01
cis-1,2-Dichloroethene	1.65E-05	4.54E-04	2.48E-04
trans-1,2-Dichloroethene	5.86E-07	1.51E-04	8.24E-05
Neptunium-237		5.63E+03	
Radon-222		2.88E+06	1.80E+07
Technetium-99		4.50E+05	

Table 3.38 Chronic daily intakes for excess lifetime cancer risk for direct contact exposures by a future worker
(continued)

----- AREA_CODE=b MEDIA=McNairy Groundwater -----

Analyte	Dermal contact while showering	Direct ingestion	Inh. of volatiles while showering
Aluminum	1.07E-05	2.94E-03	
Antimony	1.36E-06	3.74E-04	
Nitrate as Nitrogen	8.80E-06	2.42E-03	
Silica		2.80E-02	
Tetraoxo-sulfate(1-)		3.45E-02	
Trichloroethene	1.22E-04	2.10E-03	1.14E-03
Technetium-99		7.87E+05	

----- AREA_CODE=b MEDIA=RGa Groundwater -----

Analyte	Dermal contact while showering	Direct ingestion	Inh. of volatiles while showering
Aluminum	1.93E-05	5.33E-03	
Arsenic	4.24E-08	1.17E-05	
Barium	2.76E-06	7.60E-04	
Beryllium	8.16E-08	2.25E-05	
Cadmium	1.10E-07	3.03E-05	
Chromium	4.34E-07	1.19E-04	
Cobalt	3.36E-07	9.27E-05	
Fluoride	1.98E-06	5.46E-04	
Iron	6.46E-05	1.78E-02	
Lead	5.24E-07	1.44E-04	
Manganese	5.05E-06	1.39E-03	
Mercury	3.81E-09	1.05E-06	
Nitrate as Nitrogen	2.10E-05	5.78E-03	
Selenium	5.33E-08	1.47E-05	
Silica		3.56E-02	
Sulfate	1.13E-04	3.11E-02	
Tetraoxo-sulfate(1-)		2.59E-02	
Tin	1.91E-06	5.26E-04	
Uranium	7.95E-08	2.19E-05	
Vanadium	5.07E-07	1.40E-04	
Zinc	3.48E-07	9.60E-05	
1,1,2-Trichloroethane	2.13E-07	6.99E-06	3.82E-06
1,1-Dichloroethene	1.47E-07	4.54E-06	2.48E-06
1,2-Dichloroethane	7.40E-08	3.84E-06	2.10E-06
Acetone	1.36E-07	6.60E-05	3.60E-05
Carbon tetrachloride	4.47E-06	5.59E-05	3.05E-05
Chlorobenzene	1.04E-06	6.99E-06	3.82E-06
Chloroform	1.58E-06	4.89E-05	2.67E-05
Di-n-butyl phthalate	1.17E-05	2.80E-05	
Ethane		2.94E-04	
Ethylene		2.12E-03	
Methylene chloride	1.27E-07	7.78E-06	4.25E-06
Tetrachloroethene	1.50E-03	1.12E-03	6.11E-04
Trichloroethene	4.95E-04	8.52E-03	4.65E-03
Vinyl chloride	1.05E-04	3.96E-03	2.16E-03
cis-1,2-Dichloroethene	8.27E-05	2.28E-03	1.24E-03
Americium-241		4.25E+03	
Cesium-137		5.00E+03	
Cobalt-60		7.17E+03	
Plutonium-239		3.60E+02	
Radium-226		4.16E+05	
Radon-222		1.51E+06	9.40E+06
Technetium-99		2.59E+06	
Thorium-230		4.27E+03	

Table 3.38 Chronic daily intakes for excess lifetime cancer risk for direct contact exposures by a future worker
(continued)

----- AREA_CODE=b MEDIA=RGa Groundwater -----
(continued)

Analyte	Dermal contact while showering	Direct ingestion	Inh. of volatiles while showering
Uranium-234		2.08E+04	
Uranium-235		2.72E+03	
Uranium-235/236		8.14E+02	
Uranium-238		2.16E+05	

----- AREA_CODE=b MEDIA=UCRS Groundwater -----

Analyte	Dermal contact while showering	Direct ingestion	Inh. of volatiles while showering
Aluminum	3.18E-05	8.76E-03	
Arsenic	2.30E-07	6.34E-05	
Barium	2.22E-06	6.10E-04	
Beryllium	5.07E-09	1.40E-06	
Cadmium	8.12E-08	2.24E-05	
Chromium	4.73E-07	1.30E-04	
Cobalt	9.51E-08	2.62E-05	
Fluoride	3.28E-06	9.04E-04	
Iron	4.17E-05	1.15E-02	
Lead	2.28E-08	6.29E-06	
Manganese	3.22E-06	8.87E-04	
Mercury	3.81E-09	1.05E-06	
Molybdenum	1.27E-07	3.49E-05	
Nickel	3.96E-06	1.09E-03	
Nitrate as Nitrogen	8.25E-06	2.27E-03	
Selenium	3.32E-08	9.14E-06	
Silica		7.13E-02	
Sulfate	1.95E-03	5.37E-01	
Tetraoxo-sulfate(1-)		3.50E-01	
Thallium	2.91E-07	8.01E-05	
Tin	3.30E-07	9.09E-05	
Uranium	9.59E-08	2.64E-05	
Vanadium	1.24E-06	3.42E-04	
Zinc	2.45E-07	6.76E-05	
1,1-Dichloroethene	2.93E-07	9.08E-06	4.96E-06
1,2-Dichloroethene	1.14E-07	2.93E-05	1.60E-05
2,4-Dimethylphenol	3.99E-06	9.99E-06	5.45E-06
Benzene	2.08E-06	2.73E-05	1.49E-05
Chloroethane	2.16E-05	7.44E-04	4.06E-04
Di-n-butyl phthalate	8.32E-07	1.99E-06	
Dimethylbenzene	8.65E-06	2.52E-05	1.37E-05
Ethane		5.23E-04	
Ethylbenzene	8.17E-07	3.04E-06	1.66E-06
Ethylene		7.42E-03	
Isophorone	2.39E-07	1.50E-05	
Trichloroethene	5.78E-03	9.94E-02	5.43E-02
Vinyl chloride	8.32E-06	3.14E-04	1.71E-04
cis-1,2-Dichloroethene	1.42E-04	3.91E-03	2.13E-03
trans-1,2-Dichloroethene	6.93E-08	1.78E-05	9.73E-06
Americium-241		2.13E+03	
Cobalt-60		7.50E+03	
Neptunium-237		7.32E+02	
Plutonium-239		1.70E+03	
Radium-226		2.87E+03	
Radon-222		6.50E+06	4.05E+07
Technetium-99		1.44E+06	

Table 3.38 Chronic daily intakes for excess lifetime cancer risk for direct contact exposures by a future worker
(continued)

----- AREA_CODE=b MEDIA=UCRS Groundwater -----
(continued)

Analyte	Dermal contact while showering	Direct ingestion	Inh. of volatiles while showering
Uranium-234		2.56E+04	
Uranium-235		4.12E+03	
Uranium-235/236		5.00E+02	
Uranium-238		2.18E+05	

----- AREA_CODE=c MEDIA=RG A Groundwater -----

Analyte	Dermal contact while showering	Direct ingestion	Inh. of volatiles while showering
Aluminum	4.75E-05	1.31E-02	
Barium	1.46E-06	4.03E-04	
Chromium	2.65E-06	7.30E-04	
Iron	8.56E-05	2.36E-02	
Manganese	3.81E-06	1.05E-03	
Molybdenum	4.71E-07	1.30E-04	
Silica		4.32E-02	
Sulfate	2.23E-04	6.16E-02	
Tetraoxo-sulfate(1-)		6.50E-02	
Zinc	4.24E-07	1.17E-04	
1,1-Dichloroethene	1.04E-06	3.21E-05	1.75E-05
Chloroform	5.64E-07	1.75E-05	9.54E-06
Trichloroethene	8.47E-05	1.46E-03	7.97E-04
cis-1,2-Dichloroethene	7.85E-07	2.16E-05	1.18E-05
Radon-222		9.06E+06	5.65E+07
Technetium-99		1.42E+06	

----- AREA_CODE=c MEDIA=UCRS Groundwater -----

Analyte	Dermal contact while showering	Direct ingestion	Inh. of volatiles while showering
Aluminum	2.32E-05	6.39E-03	
Barium	8.40E-07	2.31E-04	
Iron	2.41E-05	6.64E-03	
Manganese	1.67E-06	4.59E-04	
Silica		9.61E-02	
Tetraoxo-sulfate(1-)		2.07E-01	
Vanadium	4.22E-07	1.16E-04	
Zinc	2.87E-07	7.92E-05	
Benzene	2.66E-07	3.49E-06	1.91E-06
Chloroform	1.35E-06	4.19E-05	2.29E-05
Trichloroethene	5.62E-07	9.68E-06	5.29E-06
Technetium-99		3.69E+05	

Table 3.38 Chronic daily intakes for excess lifetime cancer risk for direct contact exposures by a future worker
(continued)

----- AREA_CODE=d MEDIA=McNairy Groundwater -----			
Analyte	Dermal contact while showering	Direct ingestion	Inh. of volatiles while showering
Silica		5.37E-02	
Tetraoxo-sulfate(1-)		4.91E-02	
Thallium	4.24E-06	1.17E-03	
Zinc	1.76E-06	4.85E-04	
Trichloroethene	3.40E-07	5.86E-06	3.20E-06
----- AREA_CODE=d MEDIA=Other Groundwater -----			
Analyte	Dermal contact while showering	Direct ingestion	Inh. of volatiles while showering
Methylene chloride	2.85E-07	1.75E-05	9.54E-06
----- AREA_CODE=d MEDIA=RGa Groundwater -----			
Analyte	Dermal contact while showering	Direct ingestion	Inh. of volatiles while showering
Aluminum	1.58E-05	4.35E-03	
Arsenic	5.05E-08	1.39E-05	
Barium	3.16E-06	8.69E-04	
Chromium	4.45E-07	1.22E-04	
Cobalt	3.00E-07	8.27E-05	
Fluoride	2.03E-06	5.60E-04	
Iron	2.58E-05	7.11E-03	
Lead	8.54E-07	2.35E-04	
Manganese	1.47E-05	4.06E-03	
Silica		4.14E-02	
Tetraoxo-sulfate(1-)		2.83E-02	
Tin	1.01E-05	2.80E-03	
Uranium	2.87E-08	7.90E-06	
Vanadium	7.98E-07	2.20E-04	
Zinc	2.64E-07	7.28E-05	
Bis(2-ethylhexyl)phthalate	5.94E-07	6.99E-06	
Butyl benzyl phthalate	9.05E-07	3.49E-06	
Di-n-butyl phthalate	1.07E-05	2.56E-05	
Dimethylbenzene	9.66E-05	2.81E-04	1.53E-04
Ethylbenzene	3.72E-05	1.38E-04	7.56E-05
Methylene chloride	2.36E-06	1.44E-04	7.88E-05
Tetrachloroethene	2.35E-05	1.75E-05	9.54E-06
Trichloroethene	1.74E-04	2.99E-03	1.63E-03
cis-1,2-Dichloroethene	3.68E-06	1.01E-04	5.53E-05
Americium-241		3.13E+03	
Cesium-137		1.29E+05	
Cobalt-60		1.25E+03	
Plutonium-239		2.30E+02	
Radium-226		5.00E+03	
Radon-222		4.70E+06	2.93E+07
Technetium-99		1.31E+05	
Uranium-234		7.11E+03	
Uranium-238		9.88E+03	

Table 3.38 Chronic daily intakes for excess lifetime cancer risk for direct contact exposures by a future worker
(continued)

----- AREA_CODE=d MEDIA=UCRS Groundwater -----

Analyte	Dermal contact while showering	Direct ingestion	Inh. of volatiles while showering
Aluminum	5.94E-05	1.64E-02	
Ammonia as Nitrogen	1.36E-06	2.49E-04	
Antimony	3.26E-07	8.98E-05	
Arsenic	4.67E-08	1.29E-05	
Barium	3.23E-06	8.90E-04	
Beryllium	2.16E-08	5.94E-06	
Cadmium	1.52E-07	4.19E-05	
Chromium	3.57E-07	9.85E-05	
Cobalt	3.08E-07	8.48E-05	
Fluoride	2.80E-06	7.70E-04	
Iron	9.56E-04	2.63E-01	
Kjeldahl Nitrogen		1.72E-02	
Lead	4.38E-07	1.21E-04	
Manganese	3.43E-04	9.44E-02	
Mercury	1.33E-09	3.66E-07	
Nickel	4.35E-07	1.20E-04	
Nitrate as Nitrogen	2.35E-05	6.49E-03	
Nitrate/Nitrite	5.00E-05	1.38E-02	
Orthophosphate		2.91E-04	
Selenium	4.21E-08	1.16E-05	
Silica		4.59E-02	
Strontium	1.63E-05	4.50E-03	
Sulfate	3.45E-04	9.51E-02	
Sulfide		9.41E-02	
Tetraoxo-sulfate(1-)		3.63E-01	
Uranium	4.32E-07	1.19E-04	
Vanadium	2.44E-06	6.71E-04	
Zinc	2.79E-07	7.69E-05	
1,1-Dichloroethene	1.70E-06	5.26E-05	2.87E-05
1,2-Dichloroethane	1.34E-07	6.99E-06	3.82E-06
1,2-Dichloroethene	3.39E-08	8.74E-06	4.77E-06
Benzene	1.33E-06	1.75E-05	9.54E-06
Dimethylbenzene	1.67E-04	4.85E-04	2.65E-04
Ethylbenzene	9.28E-05	3.45E-04	1.89E-04
Fluorene	1.42E-05	1.60E-05	8.72E-06
Methylene chloride	3.46E-07	2.12E-05	1.16E-05
Naphthalene	6.37E-06	2.54E-05	1.39E-05
Phenanthrene	1.52E-05	1.55E-05	8.45E-06
Trichloroethene	1.01E-03	1.74E-02	9.52E-03
cis-1,2-Dichloroethene	9.35E-07	2.58E-05	1.41E-05
Neptunium-237		1.48E+04	
Radon-222		2.83E+06	1.76E+07
Technetium-99		7.45E+05	
Thorium-228		4.00E+03	
Uranium-234		7.50E+04	
Uranium-235		7.63E+03	
Uranium-238		1.67E+05	

----- AREA_CODE=e MEDIA=McNairy Groundwater -----

Analyte	Dermal contact while showering	Direct ingestion	Inh. of volatiles while showering
Aluminum	1.13E-05	3.10E-03	
Arsenic	1.84E-07	5.06E-05	
Barium	3.53E-06	9.73E-04	
Beryllium	1.30E-07	3.57E-05	

Table 3.38 Chronic daily intakes for excess lifetime cancer risk for direct contact exposures by a future worker
(continued)

----- AREA_CODE=e MEDIA=McNairy Groundwater -----
(continued)

Analyte	Dermal contact while showering	Direct ingestion	Inh. of volatiles while showering
Cadmium	2.66E-07	7.34E-05	
Chromium	1.55E-06	4.27E-04	
Cobalt	4.92E-07	1.35E-04	
Fluoride	3.88E-06	1.07E-03	
Iron	1.90E-04	5.22E-02	
Manganese	6.38E-06	1.76E-03	
Nickel	6.70E-07	1.84E-04	
Silica		7.23E-02	
Sulfate	1.48E-02	4.08E+00	
Tetraoxo-sulfate(1-)		3.08E-02	
Uranium	6.31E-08	1.74E-05	
Vanadium	5.74E-06	1.58E-03	
Zinc	2.05E-06	5.65E-04	
Trichloroethene	3.76E-07	6.48E-06	3.54E-06
Radon-222		1.73E+06	1.08E+07
Technetium-99		5.06E+04	

----- AREA_CODE=e MEDIA=RGa Groundwater -----

Analyte	Dermal contact while showering	Direct ingestion	Inh. of volatiles while showering
Aluminum	8.03E-06	2.21E-03	
Arsenic	3.19E-08	8.80E-06	
Barium	2.36E-06	6.49E-04	
Beryllium	7.58E-08	2.09E-05	
Cadmium	2.05E-07	5.64E-05	
Cobalt	3.36E-07	9.26E-05	
Copper	4.88E-07	1.35E-04	
Fluoride	2.00E-06	5.52E-04	
Iron	3.57E-05	9.84E-03	
Manganese	8.46E-07	2.33E-04	
Molybdenum	3.73E-07	1.03E-04	
Silica		3.07E-02	
Silver	4.58E-07	1.26E-04	
Sulfate	4.96E-04	1.37E-01	
Tetraoxo-sulfate(1-)		3.11E-02	
Thallium	1.08E-06	2.99E-04	
Uranium	1.64E-08	4.52E-06	
Vanadium	1.03E-06	2.85E-04	
Zinc	4.50E-07	1.24E-04	
2-Butanone	2.35E-06	5.94E-04	3.24E-04
Dimethylbenzene	7.21E-06	2.10E-05	1.15E-05
Trichloroethene	2.83E-04	4.87E-03	2.66E-03
trans-1,2-Dichloroethene	6.79E-08	1.75E-05	9.54E-06
Cobalt-60		5.00E+03	
Radon-222		2.51E+06	1.56E+07
Technetium-99		2.88E+06	
Thorium-230		4.28E+03	

Table 3.38 Chronic daily intakes for excess lifetime cancer risk for direct contact exposures by a future worker
(continued)

----- AREA_CODE=e MEDIA=UCRS Groundwater -----

Analyte	Dermal contact while showering	Direct ingestion	Inh. of volatiles while showering
Aluminum	5.39E-05	1.48E-02	
Arsenic	4.13E-08	1.14E-05	
Barium	5.61E-06	1.55E-03	
Chromium	5.80E-07	1.60E-04	
Fluoride	6.83E-06	1.88E-03	
Iron	5.73E-05	1.58E-02	
Manganese	7.85E-07	2.16E-04	
Nickel	2.05E-06	5.66E-04	
Silica		6.64E-02	
Sulfate	4.34E-04	1.20E-01	
Tetraoxo-sulfate(1-)		6.09E-02	
Vanadium	5.87E-06	1.62E-03	
Zinc	1.32E-06	3.63E-04	
Trichloroethene	2.66E-07	4.58E-06	2.50E-06
Radon-222		1.03E+06	6.42E+06

----- AREA_CODE=f MEDIA=McNairy Groundwater -----

Analyte	Dermal contact while showering	Direct ingestion	Inh. of volatiles while showering
Barium	2.20E-06	6.07E-04	
Tetraoxo-sulfate(1-)		1.36E-02	
Zinc	1.47E-06	4.04E-04	

----- AREA_CODE=f MEDIA=RGGA Groundwater -----

Analyte	Dermal contact while showering	Direct ingestion	Inh. of volatiles while showering
Aluminum	6.80E-06	1.87E-03	
Arsenic	3.30E-08	9.08E-06	
Barium	3.59E-06	9.89E-04	
Cadmium	3.69E-07	1.02E-04	
Chromium	1.06E-06	2.91E-04	
Copper	3.76E-07	1.04E-04	
Iron	1.65E-05	4.53E-03	
Manganese	9.09E-07	2.50E-04	
Silica		3.56E-02	
Sulfate	2.43E-04	6.68E-02	
Tetraoxo-sulfate(1-)		1.40E-01	
Vanadium	9.31E-07	2.56E-04	
Zinc	2.29E-07	6.30E-05	
1,1-Dichloroethene	6.39E-07	1.98E-05	1.08E-05
1,2-Dichloroethene	1.90E-07	4.89E-05	2.67E-05
Bis(2-ethylhexyl)phthalate	8.31E-06	9.78E-05	
Carbon tetrachloride	1.67E-07	2.10E-06	1.15E-06
Trichloroethene	1.53E-04	2.64E-03	1.44E-03
cis-1,2-Dichloroethene	9.51E-07	2.62E-05	1.43E-05
Plutonium-239		7.43E+02	
Radon-222		3.30E+06	2.06E+07
Technetium-99		7.40E+04	

Table 3.38 Chronic daily intakes for excess lifetime cancer risk for direct contact exposures by a future worker
(continued)

----- AREA_CODE=f MEDIA=UCRS Groundwater -----			
Analyte	Dermal contact while showering	Direct ingestion	Inh. of volatiles while showering
Aluminum	8.74E-05	2.41E-02	
Barium	1.54E-06	4.23E-04	
Iron	5.18E-05	1.43E-02	
Manganese	9.77E-07	2.69E-04	
Silica		8.96E-02	
Tetraoxo-sulfate(1-)		1.06E-01	
Vanadium	5.64E-07	1.55E-04	
Zinc	7.92E-07	2.18E-04	
Trichloroethene	2.76E-07	4.76E-06	2.60E-06
Radon-222		2.94E+06	1.83E+07
Technetium-99		2.27E+05	
----- AREA_CODE=g MEDIA=McNairy Groundwater -----			
Analyte	Dermal contact while showering	Direct ingestion	Inh. of volatiles while showering
Arsenic	3.17E-08	8.74E-06	
Mercury	1.27E-08	3.51E-06	
Silica		4.17E-02	
Tetraoxo-sulfate(1-)		2.65E-02	
Neptunium-237		1.99E+03	
Plutonium-239		6.29E+02	
Radium-226		5.69E+03	
----- AREA_CODE=g MEDIA=RGa Groundwater -----			
Analyte	Dermal contact while showering	Direct ingestion	Inh. of volatiles while showering
Aluminum	1.91E-05	5.26E-03	
Arsenic	3.18E-08	8.76E-06	
Cadmium	1.52E-07	4.19E-05	
Chromium	1.02E-06	2.81E-04	
Iron	3.79E-05	1.04E-02	
Lead	8.48E-07	2.34E-04	
Manganese	7.41E-07	2.04E-04	
Nickel	1.66E-06	4.58E-04	
Silica		3.61E-02	
Tetraoxo-sulfate(1-)		1.57E-02	
Zinc	6.88E-07	1.89E-04	
Trichloroethene	2.03E-07	3.49E-06	1.91E-06
Neptunium-237		1.35E+03	
Radium-226		2.23E+03	
Radon-222		3.94E+06	2.45E+07
Technetium-99		1.43E+05	
Thorium-230		3.55E+03	

Table 3.38 Chronic daily intakes for excess lifetime cancer risk for direct contact exposures by a future worker
(continued)

----- AREA_CODE=g MEDIA=UCRS Groundwater -----

Analyte	Dermal contact while showering	Direct ingestion	Inh. of volatiles while showering
Aluminum	1.18E-05	3.26E-03	
Chromium	1.14E-06	3.14E-04	
Manganese	7.46E-06	2.05E-03	
Nitrate as Nitrogen	3.66E-05	1.01E-02	
Silica		4.67E-02	
Tetraoxo-sulfate(1-)		2.82E-01	
Vanadium	1.29E-06	3.55E-04	
Zinc	4.20E-07	1.16E-04	
Neptunium-237		5.96E+02	
Plutonium-239		5.26E+02	
Radium-226		6.31E+03	
Radon-222		3.81E+06	2.37E+07
Technetium-99		1.56E+05	

----- AREA_CODE=h MEDIA=McNairy Groundwater -----

Analyte	Dermal contact while showering	Direct ingestion	Inh. of volatiles while showering
Fluoride	4.06E-06	1.12E-03	
Silica		5.75E-02	
Tetraoxo-sulfate(1-)		2.08E-02	
Radium-226		5.43E+03	
Radon-222		1.63E+06	1.02E+07
Thorium-230		6.37E+03	

----- AREA_CODE=h MEDIA=Other Groundwater -----

Analyte	Dermal contact while showering	Direct ingestion	Inh. of volatiles while showering
Antimony	5.51E-07	1.52E-04	
Barium	7.11E-07	1.96E-04	
Chromium	3.52E-07	9.68E-05	
Fluoride	1.67E-05	4.61E-03	
Iron	5.55E-06	1.53E-03	
Manganese	3.96E-07	1.09E-04	
Mercury	3.65E-09	1.00E-06	
Nickel	7.34E-07	2.02E-04	
Nitrate as Nitrogen	3.71E-05	1.02E-02	
Silica		2.86E-02	
Tetraoxo-sulfate(1-)		4.35E-02	
Thallium	9.16E-07	2.52E-04	
Vanadium	1.49E-06	4.11E-04	
Zinc	2.46E-07	6.77E-05	
Neptunium-237		5.72E+02	
Radium-226		2.21E+03	
Radon-222		5.33E+06	3.32E+07
Thorium-230		3.78E+03	

Table 3.38 Chronic daily intakes for excess lifetime cancer risk for direct contact exposures by a future worker
(continued)

----- AREA_CODE=h MEDIA=RGa Groundwater -----

Analyte	Dermal contact while showering	Direct ingestion	Inh. of volatiles while showering
Aluminum	2.93E-05	8.07E-03	
Arsenic	3.53E-08	9.73E-06	
Barium	1.18E-06	3.24E-04	
Chromium	1.77E-06	4.87E-04	
Iron	9.26E-05	2.55E-02	
Manganese	5.81E-07	1.60E-04	
Nitrate as Nitrogen	9.54E-05	2.63E-02	
Tetraoxo-sulfate(1-)		3.12E-02	
Uranium	3.90E-08	1.07E-05	
Vanadium	8.57E-07	2.36E-04	
Trichloroethene	2.42E-07	4.17E-06	2.28E-06
cis-1,2-Dichloroethene	3.04E-07	8.39E-06	4.58E-06
Radon-222		2.10E+06	1.31E+07
Technetium-99		1.17E+05	

----- AREA_CODE=h MEDIA=UCRS Groundwater -----

Analyte	Dermal contact while showering	Direct ingestion	Inh. of volatiles while showering
Aluminum	2.08E-05	5.73E-03	
Barium	7.48E-07	2.06E-04	
Iron	1.91E-05	5.27E-03	
Manganese	5.72E-07	1.58E-04	
Nickel	4.23E-06	1.17E-03	
Nitrate as Nitrogen	2.07E-05	5.71E-03	
Silica		1.36E-01	
Tetraoxo-sulfate(1-)		8.55E-02	
Vanadium	5.07E-07	1.40E-04	
Zinc	2.28E-07	6.29E-05	
Radon-222		1.68E+06	1.04E+07

----- AREA_CODE=i MEDIA=McNairy Groundwater -----

Analyte	Dermal contact while showering	Direct ingestion	Inh. of volatiles while showering
Manganese	9.20E-06	2.53E-03	
Silica		5.82E-02	
Tetraoxo-sulfate(1-)		3.55E-02	
Vanadium	2.37E-06	6.53E-04	

----- AREA_CODE=i MEDIA=RGa Groundwater -----

Analyte	Dermal contact while showering	Direct ingestion	Inh. of volatiles while showering
Aluminum	1.42E-05	3.90E-03	
Antimony	1.06E-06	2.91E-04	
Arsenic	3.43E-08	9.44E-06	
Barium	1.28E-06	3.53E-04	

Table 3.38 Chronic daily intakes for excess lifetime cancer risk for direct contact exposures by a future worker
(continued)

----- AREA_CODE=i MEDIA=RGa Groundwater ----- (continued)			
Analyte	Dermal contact while showering	Direct ingestion	Inh. of volatiles while showering
Beryllium	1.01E-07	2.78E-05	
Bicarbonate		4.43E-01	
Boron	3.35E-06	9.24E-04	
Cadmium	4.99E-08	1.38E-05	
Cerium		1.40E-04	
Chromium	3.34E-06	9.19E-04	
Cobalt	3.64E-07	1.00E-04	
Copper	3.80E-07	1.05E-04	
Fluoride	2.65E-06	7.29E-04	
Gallium		1.57E-04	
Iron	3.75E-05	1.03E-02	
Lithium	5.07E-07	1.40E-04	
Manganese	1.72E-06	4.75E-04	
Mercury	1.67E-09	4.61E-07	
Nickel	9.53E-07	2.63E-04	
Selenium	3.19E-08	8.79E-06	
Silica		4.23E-02	
Silver	2.66E-07	7.34E-05	
Sulfate	4.88E-04	1.34E-01	
Tetraoxo-sulfate(1-)		5.45E-02	
Thorium		8.74E-05	
Titanium	4.61E-07	1.27E-04	
Uranium	1.45E-08	4.00E-06	
Vanadium	9.06E-07	2.50E-04	
Zinc	7.15E-07	1.97E-04	
Zirconium	1.27E-07	3.49E-05	
1,2-Dichlorobenzene	4.41E-08	1.99E-07	1.09E-07
1,2-Dichloroethene	1.85E-08	4.75E-06	2.60E-06
1,3,5-Trimethylbenzene	6.18E-07	6.99E-07	3.82E-07
1,4-Dichlorobenzene	4.88E-08	2.17E-07	1.18E-07
4-Bromofluorobenzene		1.64E-04	
4-Methyl-2-pentanone	3.34E-07	2.79E-05	1.52E-05
Acetone	5.85E-08	2.83E-05	1.55E-05
Acrylonitrile	1.78E-07	3.49E-05	1.91E-05
Benzene	2.66E-07	3.49E-06	1.91E-06
Bis(2-ethylhexyl)phthalate	1.58E-06	1.86E-05	
Bromomethane	4.44E-08	3.49E-06	1.91E-06
Carbazole	9.97E-06	3.03E-05	
Chloroform	2.26E-07	6.99E-06	3.82E-06
Chloromethane	1.07E-07	6.99E-06	3.82E-06
Chrysene	6.17E-06	2.10E-06	
Di-n-butyl phthalate	8.20E-06	1.96E-05	
Dimethylbenzene	3.60E-06	1.05E-05	5.73E-06
Ethanol		5.89E-04	
Ethylbenzene	9.39E-07	3.49E-06	1.91E-06
Methylene chloride	2.03E-07	1.24E-05	6.79E-06
PCB-1254	1.86E-06	1.48E-06	
Polychlorinated biphenyl	4.39E-07	3.49E-07	
Tetrachloroethene	9.39E-06	6.99E-06	3.82E-06
Trichloroethene	8.29E-07	1.43E-05	7.79E-06
Vinyl chloride	9.26E-08	3.49E-06	1.91E-06
m,p-Xylene	6.56E-08	1.91E-07	1.04E-07
trans-1,3-Dichloropropene		5.94E-07	
Americium-241		2.49E+03	
Cesium-137		2.67E+03	
Cobalt-60		4.64E+03	
Radium-226		4.01E+03	
Radon-222		3.59E+06	2.23E+07
Technetium-99		3.55E+05	

Table 3.38 Chronic daily intakes for excess lifetime cancer risk for direct contact exposures by a future worker
(continued)

----- AREA_CODE=i MEDIA=UCRS Groundwater -----

Analyte	Dermal contact while showering	Direct ingestion	Inh. of volatiles while showering
Aluminum	6.45E-05	1.78E-02	
Antimony	1.84E-07	5.08E-05	
Arsenic	8.41E-08	2.32E-05	
Barium	3.72E-06	1.03E-03	
Cadmium	8.38E-08	2.31E-05	
Chromium	3.62E-07	9.98E-05	
Cobalt	3.23E-07	8.91E-05	
Copper	3.58E-06	9.87E-04	
Fluoride	1.12E-05	3.08E-03	
Iron	7.01E-05	1.93E-02	
Lead	7.28E-07	2.00E-04	
Manganese	1.68E-05	4.63E-03	
Mercury	1.53E-09	4.22E-07	
Nickel	6.78E-07	1.87E-04	
Silica		4.67E-02	
Silver	2.38E-07	6.56E-05	
Sulfate	1.07E-03	2.93E-01	
Tetraoxo-sulfate(1-)		3.66E-01	
Thallium	1.04E-07	2.87E-05	
Uranium	1.43E-07	3.94E-05	
Vanadium	3.84E-06	1.06E-03	
Zinc	3.67E-06	1.01E-03	
Benzene	6.58E-07	8.63E-06	4.71E-06
Bromodichloromethane	1.86E-07	8.84E-06	4.83E-06
Chloroform	3.22E-07	9.97E-06	5.44E-06
Dibromochloromethane	9.89E-08	6.99E-06	3.82E-06
Ethanol		8.39E-05	
Methylene chloride	2.46E-07	1.51E-05	8.22E-06
Trichloroethene	6.92E-07	1.19E-05	6.51E-06
Cesium-137		5.63E+03	
Cobalt-60		8.52E+03	
Radium-226		4.14E+03	
Radon-222		2.93E+06	1.83E+07
Technetium-99		1.86E+05	

----- AREA_CODE=j MEDIA=McNairy Groundwater -----

Analyte	Dermal contact while showering	Direct ingestion	Inh. of volatiles while showering
Aluminum	2.59E-05	7.13E-03	
Arsenic	1.08E-06	2.98E-04	
Manganese	3.83E-05	1.06E-02	
Molybdenum	4.00E-06	1.10E-03	
Sulfate	1.98E-03	5.45E-01	

----- AREA_CODE=j MEDIA=RGa Groundwater -----

Analyte	Dermal contact while showering	Direct ingestion	Inh. of volatiles while showering
Aluminum	4.31E-05	1.19E-02	
Arsenic	5.44E-08	1.50E-05	
Iron	5.89E-05	1.62E-02	

Table 3.38 Chronic daily intakes for excess lifetime cancer risk for direct contact exposures by a future worker
(continued)

----- AREA_CODE=j MEDIA=RGa Groundwater -----
(continued)

Analyte	Dermal contact while showering	Direct ingestion	Inh. of volatiles while showering
Manganese	2.99E-05	8.23E-03	
Molybdenum	1.57E-06	4.33E-04	
Silica		4.99E-02	
Sulfate	4.79E-03	1.32E+00	
Thallium	9.20E-07	2.53E-04	
Vanadium	1.21E-06	3.33E-04	

----- AREA_CODE=k MEDIA=Other Groundwater -----

Analyte	Dermal contact while showering	Direct ingestion	Inh. of volatiles while showering
Aluminum	1.06E-04	2.91E-02	
Ammonia as Nitrogen	7.74E-05	1.42E-02	
Antimony	6.63E-07	1.83E-04	
Arsenic	3.43E-08	9.45E-06	
Barium	1.22E-06	3.37E-04	
Beryllium	7.56E-08	2.08E-05	
Cadmium	2.03E-07	5.59E-05	
Chromium	3.43E-07	9.44E-05	
Cobalt	6.69E-07	1.84E-04	
Fluoride	4.88E-06	1.35E-03	
Iron	2.05E-03	5.66E-01	
Kjeldahl Nitrogen		3.61E-03	
Lead	1.95E-06	5.36E-04	
Manganese	1.49E-04	4.11E-02	
Mercury	1.37E-09	3.78E-07	
Nickel	1.23E-06	3.39E-04	
Nitrate as Nitrogen	1.73E-05	4.77E-03	
Silica		1.90E-01	
Strontium	7.67E-06	2.11E-03	
Sulfate	1.63E-02	4.50E+00	
Sulfide		4.63E-03	
Tetraoxo-sulfate(1-)		1.10E+01	
Tin	6.61E-08	1.82E-05	
Uranium	4.21E-08	1.16E-05	
Vanadium	1.74E-06	4.79E-04	
Zinc	1.24E-06	3.40E-04	
1,1-Dichloroethane	1.90E-06	5.88E-05	3.21E-05
1,1-Dichloroethene	3.01E-06	9.33E-05	5.10E-05
1,2-Dichloroethene	1.30E-06	3.34E-04	1.82E-04
Acetone	3.61E-07	1.75E-04	9.54E-05
Di-n-butyl phthalate	8.12E-06	1.95E-05	
Methylene chloride	2.54E-07	1.55E-05	8.48E-06
Naphthalene	1.18E-05	4.72E-05	2.58E-05
Phenanthrene	6.85E-06	6.99E-06	3.82E-06
Trichloroethene	6.60E-06	1.14E-04	6.20E-05
Vinyl chloride	1.39E-06	5.24E-05	2.86E-05
cis-1,2-Dichloroethene	1.21E-05	3.33E-04	1.82E-04
Neptunium-237		1.99E+03	
Radium-226		3.79E+03	
Radon-222		5.59E+06	3.48E+07
Technetium-99		6.33E+04	
Thorium-228		4.88E+03	
Uranium-234		1.30E+04	
Uranium-235		1.63E+03	

Table 3.38 Chronic daily intakes for excess lifetime cancer risk for direct contact exposures by a future worker
(continued)

----- AREA_CODE=k MEDIA=Other Groundwater -----
(continued)

Analyte	Dermal contact while showering	Direct ingestion	Inh. of volatiles while showering
Uranium-238		1.39E+04	

----- AREA_CODE=l MEDIA=McNairy Groundwater -----

Analyte	Dermal contact while showering	Direct ingestion	Inh. of volatiles while showering
Aluminum	4.87E-06	1.34E-03	
Antimony	1.19E-06	3.27E-04	
Nitrate as Nitrogen	8.08E-06	2.23E-03	
Silica		3.64E-02	
Tetraoxo-sulfate(1-)		5.93E-02	
Thallium	4.83E-06	1.33E-03	
Zinc	1.55E-06	4.28E-04	
Trichloroethene	9.00E-05	1.55E-03	8.46E-04
Technetium-99		5.93E+05	

----- AREA_CODE=l MEDIA=Other Groundwater -----

Analyte	Dermal contact while showering	Direct ingestion	Inh. of volatiles while showering
Methylene chloride	2.85E-07	1.75E-05	9.54E-06

----- AREA_CODE=l MEDIA=RGa Groundwater -----

Analyte	Dermal contact while showering	Direct ingestion	Inh. of volatiles while showering
Aluminum	2.03E-05	5.60E-03	
Arsenic	4.13E-08	1.14E-05	
Barium	2.97E-06	8.19E-04	
Beryllium	7.52E-08	2.07E-05	
Cadmium	1.19E-07	3.29E-05	
Chromium	7.20E-07	1.98E-04	
Cobalt	3.27E-07	9.01E-05	
Fluoride	3.08E-06	8.50E-04	
Iron	6.70E-05	1.85E-02	
Lead	6.28E-07	1.73E-04	
Manganese	5.02E-06	1.38E-03	
Mercury	3.81E-09	1.05E-06	
Molybdenum	3.67E-07	1.01E-04	
Nitrate as Nitrogen	1.77E-05	4.89E-03	
Selenium	4.80E-08	1.32E-05	
Silica		3.62E-02	
Sulfate	1.24E-04	3.41E-02	
Tetraoxo-sulfate(1-)		3.08E-02	
Thallium	9.19E-07	2.53E-04	
Tin	2.93E-06	8.06E-04	
Uranium	5.95E-08	1.64E-05	

Table 3.38 Chronic daily intakes for excess lifetime cancer risk for direct contact exposures by a future worker
(continued)

----- AREA_CODE=1 MEDIA=RGa Groundwater -----
(continued)

Analyte	Dermal contact while showering	Direct ingestion	Inh. of volatiles while showering
Vanadium	5.66E-07	1.56E-04	
Zinc	3.48E-07	9.59E-05	
1,1,2-Trichloroethane	2.13E-07	6.99E-06	3.82E-06
1,1-Dichloroethene	7.34E-06	2.27E-04	1.24E-04
1,2-Dichloroethane	7.40E-08	3.84E-06	2.10E-06
Acetone	1.18E-07	5.70E-05	3.11E-05
Bis(2-ethylhexyl)phthalate	5.94E-07	6.99E-06	
Butyl benzyl phthalate	9.05E-07	3.49E-06	
Carbon tetrachloride	4.47E-05	5.59E-04	3.05E-04
Chlorobenzene	1.04E-06	6.99E-06	3.82E-06
Chloroform	1.58E-06	4.89E-05	2.67E-05
Di-n-butyl phthalate	1.93E-05	4.61E-05	
Dimethylbenzene	9.10E-04	2.65E-03	1.45E-03
Ethane		1.93E-04	
Ethylbenzene	4.00E-04	1.49E-03	8.12E-04
Ethylene		1.00E-03	
Methylene chloride	7.13E-07	4.37E-05	2.38E-05
Tetrachloroethene	1.50E-03	1.12E-03	6.11E-04
Trichloroethene	2.83E-03	4.87E-02	2.66E-02
Vinyl chloride	4.21E-04	1.59E-02	8.68E-03
cis-1,2-Dichloroethene	2.89E-04	7.96E-03	4.35E-03
trans-1,2-Dichloroethene	1.63E-05	4.19E-03	2.29E-03
Americium-241		2.98E+03	
Cesium-137		1.29E+05	
Cobalt-60		5.89E+03	
Neptunium-237		5.25E+03	
Plutonium-239		2.07E+02	
Radium-226		2.86E+05	
Radon-222		2.69E+06	1.67E+07
Technetium-99		2.18E+06	
Thorium-230		3.37E+03	
Uranium-234		1.01E+04	
Uranium-235		8.18E+03	
Uranium-235/236		8.14E+02	
Uranium-238		1.35E+05	

----- AREA_CODE=1 MEDIA=UCRS Groundwater -----

Analyte	Dermal contact while showering	Direct ingestion	Inh. of volatiles while showering
Aluminum	3.34E-05	9.21E-03	
Ammonia as Nitrogen	1.36E-06	2.49E-04	
Antimony	3.54E-07	9.75E-05	
Arsenic	1.81E-07	4.97E-05	
Barium	3.74E-06	1.03E-03	
Beryllium	2.16E-08	5.94E-06	
Cadmium	9.99E-08	2.75E-05	
Chromium	4.36E-07	1.20E-04	
Cobalt	3.07E-07	8.46E-05	
Fluoride	2.93E-06	8.06E-04	
Iron	6.04E-05	1.66E-02	
Kjeldahl Nitrogen		1.72E-02	
Lead	5.91E-07	1.63E-04	
Manganese	6.65E-06	1.83E-03	
Mercury	3.81E-09	1.05E-06	

Table 3.38 Chronic daily intakes for excess lifetime cancer risk for direct contact exposures by a future worker
(continued)

----- AREA_CODE=1 MEDIA=UCRS Groundwater -----
(continued)

Analyte	Dermal contact while showering	Direct ingestion	Inh. of volatiles while showering
Molybdenum	1.27E-07	3.49E-05	
Nickel	1.71E-06	4.71E-04	
Nitrate as Nitrogen	1.07E-05	2.95E-03	
Nitrate/Nitrite	2.66E-05	7.32E-03	
Orthophosphate		2.91E-04	
Selenium	3.30E-08	9.09E-06	
Silica		5.99E-02	
Strontium	1.63E-05	4.50E-03	
Sulfate	1.66E-03	4.58E-01	
Sulfide		9.41E-02	
Tetraoxo-sulfate(1-)		3.48E-01	
Thallium	7.06E-07	1.94E-04	
Tin	3.30E-07	9.09E-05	
Uranium	1.49E-07	4.10E-05	
Vanadium	9.83E-07	2.71E-04	
Zinc	2.29E-07	6.32E-05	
1,1-Dichloroethene	2.26E-05	6.99E-04	3.82E-04
1,2-Dichloroethane	1.34E-07	6.99E-06	3.82E-06
1,2-Dichloroethene	5.12E-08	1.32E-05	7.20E-06
2,4-Dimethylphenol	6.14E-06	1.54E-05	8.40E-06
Benzene	2.08E-06	2.73E-05	1.49E-05
Bis(2-ethylhexyl)phthalate	2.97E-07	3.49E-06	
Chloroethane	8.32E-05	2.87E-03	1.56E-03
Chloroform	1.92E-06	5.94E-05	3.24E-05
Di-n-butyl phthalate	1.43E-06	3.42E-06	
Dimethylbenzene	1.02E-03	2.97E-03	1.62E-03
Ethane		4.34E-04	
Ethylbenzene	4.51E-04	1.68E-03	9.17E-04
Ethylene		6.14E-03	
Fluorene	1.23E-05	1.38E-05	7.53E-06
Isophorone	2.81E-07	1.76E-05	
Methylene chloride	5.82E-07	3.56E-05	1.95E-05
Naphthalene	1.23E-05	4.93E-05	2.69E-05
Phenanthrene	1.33E-05	1.36E-05	7.42E-06
Trichloroethene	6.77E-03	1.17E-01	6.37E-02
Vinyl chloride	4.63E-04	1.75E-02	9.54E-03
cis-1,2-Dichloroethene	6.22E-04	1.71E-02	9.35E-03
trans-1,2-Dichloroethene	6.79E-06	1.75E-03	9.54E-04
Americium-241		2.13E+03	
Cobalt-60		7.50E+03	
Neptunium-237		3.16E+03	
Plutonium-239		1.25E+03	
Radium-226		2.87E+03	
Radon-222		5.98E+06	3.73E+07
Technetium-99		1.14E+06	
Thorium-228		4.00E+03	
Uranium-234		2.71E+04	
Uranium-235		5.88E+03	
Uranium-235/236		5.00E+02	
Uranium-238		7.20E+04	

Table 3.38 Chronic daily intakes for excess lifetime cancer risk for direct contact exposures by a future worker
(continued)

----- AREA_CODE=m MEDIA=McNairy Groundwater -----

Analyte	Dermal contact while showering	Direct ingestion	Inh. of volatiles while showering
Aluminum	8.33E-06	2.29E-03	
Arsenic	7.15E-08	1.97E-05	
Barium	2.52E-06	6.94E-04	
Beryllium	8.64E-08	2.38E-05	
Cadmium	2.35E-07	6.46E-05	
Chromium	1.05E-06	2.89E-04	
Cobalt	3.82E-07	1.05E-04	
Fluoride	3.46E-06	9.53E-04	
Iron	3.82E-04	1.05E-01	
Manganese	6.08E-06	1.68E-03	
Mercury	4.35E-09	1.20E-06	
Molybdenum	4.58E-07	1.26E-04	
Nickel	5.33E-07	1.47E-04	
Silica		5.87E-02	
Sulfate	6.30E-03	1.74E+00	
Tetraoxo-sulfate(1-)		2.73E-02	
Uranium	2.47E-08	6.81E-06	
Vanadium	1.90E-06	5.23E-04	
Zinc	4.99E-07	1.38E-04	
Trichloroethene	3.07E-07	5.29E-06	2.89E-06
Neptunium-237		1.74E+02	
Plutonium-239		2.96E+02	
Radium-226		4.40E+03	
Radon-222		1.49E+06	9.31E+06
Technetium-99		4.63E+04	
Thorium-230		2.86E+03	

----- AREA_CODE=m MEDIA=Other Groundwater -----

Analyte	Dermal contact while showering	Direct ingestion	Inh. of volatiles while showering
Aluminum	4.43E-05	1.22E-02	
Ammonia as Nitrogen	7.74E-05	1.42E-02	
Antimony	4.54E-07	1.25E-04	
Arsenic	3.36E-08	9.25E-06	
Barium	1.29E-06	3.54E-04	
Beryllium	3.46E-08	9.54E-06	
Cadmium	2.03E-07	5.59E-05	
Chromium	3.38E-07	9.31E-05	
Cobalt	8.08E-07	2.23E-04	
Fluoride	7.88E-06	2.17E-03	
Iron	5.89E-04	1.62E-01	
Kjeldahl Nitrogen		3.61E-03	
Lead	1.55E-06	4.28E-04	
Manganese	5.05E-05	1.39E-02	
Mercury	2.30E-09	6.34E-07	
Nickel	8.03E-07	2.21E-04	
Nitrate as Nitrogen	2.60E-05	7.15E-03	
Silica		1.40E-01	
Strontium	7.67E-06	2.11E-03	
Sulfate	1.63E-02	4.50E+00	
Sulfide		4.63E-03	
Tetraoxo-sulfate(1-)		1.98E+00	
Thallium	9.51E-07	2.62E-04	
Tin	6.61E-08	1.82E-05	
Uranium	3.49E-08	9.62E-06	

Table 3.38 Chronic daily intakes for excess lifetime cancer risk for direct contact exposures by a future worker
(continued)

----- AREA_CODE=m MEDIA=Other Groundwater -----
(continued)

Analyte	Dermal contact while showering	Direct ingestion	Inh. of volatiles while showering
Vanadium	1.38E-06	3.81E-04	
Zinc	5.80E-07	1.60E-04	
1,1-Dichloroethane	1.88E-06	5.81E-05	3.17E-05
1,1-Dichloroethene	2.98E-06	9.21E-05	5.03E-05
1,2-Dichloroethene	1.30E-06	3.34E-04	1.82E-04
Acetone	3.61E-07	1.75E-04	9.54E-05
Di-n-butyl phthalate	8.12E-06	1.95E-05	
Methylene chloride	2.54E-07	1.55E-05	8.48E-06
Naphthalene	1.18E-05	4.72E-05	2.58E-05
Phenanthrene	6.85E-06	6.99E-06	3.82E-06
Trichloroethene	4.92E-06	8.47E-05	4.63E-05
Vinyl chloride	1.39E-06	5.24E-05	2.86E-05
cis-1,2-Dichloroethene	1.14E-05	3.15E-04	1.72E-04
Neptunium-237		6.86E+02	
Radium-226		2.28E+03	
Radon-222		5.49E+06	3.42E+07
Technetium-99		5.96E+04	
Thorium-228		4.88E+03	
Thorium-230		3.39E+03	
Uranium-234		1.30E+04	
Uranium-235		1.63E+03	
Uranium-238		1.39E+04	

----- AREA_CODE=m MEDIA=RGa Groundwater -----

Analyte	Dermal contact while showering	Direct ingestion	Inh. of volatiles while showering
Aluminum	9.92E-06	2.73E-03	
Antimony	1.00E-06	2.76E-04	
Arsenic	3.34E-08	9.20E-06	
Barium	1.24E-06	3.43E-04	
Beryllium	9.08E-08	2.50E-05	
Bicarbonate		4.43E-01	
Boron	3.35E-06	9.24E-04	
Cadmium	1.27E-07	3.49E-05	
Cerium		1.40E-04	
Chromium	2.29E-06	6.30E-04	
Cobalt	3.60E-07	9.92E-05	
Copper	3.72E-07	1.02E-04	
Fluoride	2.13E-06	5.87E-04	
Gallium		1.57E-04	
Iron	3.14E-05	8.66E-03	
Lead	6.46E-07	1.78E-04	
Lithium	5.07E-07	1.40E-04	
Manganese	1.34E-06	3.69E-04	
Mercury	1.57E-09	4.34E-07	
Molybdenum	3.64E-07	1.00E-04	
Nickel	8.27E-07	2.28E-04	
Nitrate as Nitrogen	1.25E-05	3.45E-03	
Selenium	3.22E-08	8.87E-06	
Silica		3.23E-02	
Silver	2.90E-07	7.99E-05	
Sulfate	3.47E-04	9.56E-02	
Tetraoxo-sulfate(1-)		3.85E-02	
Thallium	1.38E-06	3.80E-04	

Table 3.38 Chronic daily intakes for excess lifetime cancer risk for direct contact exposures by a future worker
(continued)

----- AREA_CODE=m MEDIA=RGA Groundwater -----
(continued)

Analyte	Dermal contact while showering	Direct ingestion	Inh. of volatiles while showering
Thorium		8.74E-05	
Titanium	4.61E-07	1.27E-04	
Uranium	1.46E-08	4.02E-06	
Vanadium	8.01E-07	2.21E-04	
Zinc	7.15E-07	1.97E-04	
Zirconium	1.27E-07	3.49E-05	
1,1-Dichloroethene	2.26E-06	6.99E-05	3.82E-05
1,2-Dichlorobenzene	4.41E-08	1.99E-07	1.09E-07
1,2-Dichloroethene	2.64E-08	6.81E-06	3.72E-06
1,3,5-Trimethylbenzene	6.18E-07	6.99E-07	3.82E-07
1,4-Dichlorobenzene	4.88E-08	2.17E-07	1.18E-07
2-Butanone	1.59E-07	4.03E-05	2.20E-05
4-Bromofluorobenzene		1.64E-04	
4-Methyl-2-pentanone		3.16E-05	1.72E-05
Acetone	8.10E-08	3.92E-05	2.14E-05
Acrylonitrile	1.78E-07	3.49E-05	1.91E-05
Benzene	2.66E-07	3.49E-06	1.91E-06
Bis(2-ethylhexyl)phthalate	1.77E-06	2.09E-05	
Bromomethane	4.44E-08	3.49E-06	1.91E-06
Carbazole	1.32E-05	4.00E-05	
Carbon tetrachloride	1.67E-07	2.10E-06	1.15E-06
Chloroform	2.26E-07	6.99E-06	3.82E-06
Chloromethane	1.07E-07	6.99E-06	3.82E-06
Chrysene	6.17E-06	2.10E-06	
Di-n-butyl phthalate	8.68E-06	2.08E-05	
Dimethylbenzene	7.21E-06	2.10E-05	1.15E-05
Ethanol		5.89E-04	
Ethylbenzene	9.39E-07	3.49E-06	1.91E-06
Methylene chloride	2.06E-07	1.26E-05	6.88E-06
PCB-1254	1.86E-06	1.48E-06	
Polychlorinated biphenyl	4.39E-07	3.49E-07	
Tetrachloroethene	9.39E-06	6.99E-06	3.82E-06
Trichloroethene	1.19E-04	2.04E-03	1.12E-03
Vinyl chloride	9.26E-08	3.49E-06	1.91E-06
cis-1,2-Dichloroethene	2.79E-06	7.69E-05	4.20E-05
m,p-Xylene	6.56E-08	1.91E-07	1.04E-07
trans-1,2-Dichloroethene	6.79E-08	1.75E-05	9.54E-06
trans-1,3-Dichloropropene		5.94E-07	
Americium-241		1.38E+03	
Cesium-137		2.24E+03	
Cobalt-60		4.72E+03	
Neptunium-237		9.78E+02	
Plutonium-239		1.89E+02	
Radium-226		2.49E+03	
Radon-222		2.79E+06	1.74E+07
Technetium-99		7.94E+05	
Thorium-230		2.96E+03	

----- AREA_CODE=m MEDIA=UCRS Groundwater -----

Analyte	Dermal contact while showering	Direct ingestion	Inh. of volatiles while showering
Aluminum	4.26E-05	1.17E-02	
Antimony	7.29E-07	2.01E-04	
Arsenic	5.08E-08	1.40E-05	

Table 3.38 Chronic daily intakes for excess lifetime cancer risk for direct contact exposures by a future worker
(continued)

----- AREA_CODE=m MEDIA=UCRS Groundwater -----
(continued)

Analyte	Dermal contact while showering	Direct ingestion	Inh. of volatiles while showering
Barium	3.57E-06	9.83E-04	
Cadmium	1.28E-07	3.52E-05	
Chromium	3.75E-07	1.03E-04	
Cobalt	3.35E-07	9.22E-05	
Copper	1.66E-06	4.58E-04	
Fluoride	8.28E-06	2.28E-03	
Iron	5.25E-05	1.45E-02	
Lead	6.53E-07	1.80E-04	
Manganese	2.60E-06	7.16E-04	
Mercury	1.46E-09	4.02E-07	
Nickel	7.86E-07	2.17E-04	
Nitrate as Nitrogen	1.64E-05	4.53E-03	
Silica		5.82E-02	
Silver	2.62E-07	7.20E-05	
Sulfate	9.59E-04	2.64E-01	
Tetraoxo-sulfate(1-)		1.60E-01	
Thallium	1.04E-07	2.87E-05	
Uranium	8.06E-07	2.22E-04	
Vanadium	2.88E-06	7.93E-04	
Zinc	2.05E-06	5.66E-04	
Benzene	8.41E-07	1.10E-05	6.03E-06
Bromodichloromethane	6.62E-07	3.15E-05	1.72E-05
Chloroform	1.21E-06	3.75E-05	2.05E-05
Dibromochloromethane	9.89E-08	6.99E-06	3.82E-06
Ethanol		8.39E-05	
Methylene chloride	2.42E-07	1.48E-05	8.10E-06
Trichloroethene	7.62E-07	1.31E-05	7.16E-06
Cesium-137		5.63E+03	
Cobalt-60		8.52E+03	
Neptunium-237		5.96E+02	
Plutonium-239		5.26E+02	
Radium-226		4.31E+03	
Radon-222		2.10E+06	1.31E+07
Technetium-99		1.37E+05	

----- AREA_CODE=n MEDIA=McNairy Groundwater -----

Analyte	Dermal contact while showering	Direct ingestion	Inh. of volatiles while showering
Aluminum	1.96E-05	5.39E-03	
Antimony	1.04E-06	2.86E-04	
Arsenic	5.93E-08	1.63E-05	
Barium	2.39E-06	6.58E-04	
Beryllium	8.70E-08	2.40E-05	
Cadmium	2.42E-07	6.66E-05	
Chromium	4.04E-07	1.11E-04	
Cobalt	3.78E-07	1.04E-04	
Fluoride	3.02E-06	8.32E-04	
Iron	1.13E-04	3.12E-02	
Manganese	4.83E-06	1.33E-03	
Mercury	3.05E-09	8.41E-07	
Molybdenum	4.42E-07	1.22E-04	
Nickel	5.36E-07	1.48E-04	
Nitrate as Nitrogen	7.16E-06	1.97E-03	
Silica		4.89E-02	

Table 3.38 Chronic daily intakes for excess lifetime cancer risk for direct contact exposures by a future worker
(continued)

----- AREA_CODE=n MEDIA=McNairy Groundwater -----
(continued)

Analyte	Dermal contact while showering	Direct ingestion	Inh. of volatiles while showering
Sulfate	4.78E-03	1.32E+00	
Tetraoxo-sulfate(1-)		2.62E-02	
Thallium	1.13E-06	3.11E-04	
Uranium	2.13E-08	5.88E-06	
Vanadium	1.50E-06	4.14E-04	
Zinc	8.05E-07	2.22E-04	
Trichloroethene	3.38E-05	5.83E-04	3.18E-04
Neptunium-237		4.50E+02	
Plutonium-239		2.41E+02	
Radium-226		3.82E+03	
Radon-222		1.17E+06	7.30E+06
Technetium-99		2.40E+05	
Thorium-230		2.28E+03	

----- AREA_CODE=n MEDIA=Other Groundwater -----

Analyte	Dermal contact while showering	Direct ingestion	Inh. of volatiles while showering
Aluminum	4.43E-05	1.22E-02	
Ammonia as Nitrogen	7.74E-05	1.42E-02	
Antimony	4.54E-07	1.25E-04	
Arsenic	3.36E-08	9.25E-06	
Barium	1.29E-06	3.54E-04	
Beryllium	3.46E-08	9.54E-06	
Cadmium	2.03E-07	5.59E-05	
Chromium	3.38E-07	9.31E-05	
Cobalt	8.08E-07	2.23E-04	
Fluoride	7.88E-06	2.17E-03	
Iron	5.89E-04	1.62E-01	
Kjeldahl Nitrogen		3.61E-03	
Lead	1.55E-06	4.28E-04	
Manganese	5.05E-05	1.39E-02	
Mercury	2.30E-09	6.34E-07	
Nickel	8.03E-07	2.21E-04	
Nitrate as Nitrogen	2.60E-05	7.15E-03	
Silica		1.40E-01	
Strontium	7.67E-06	2.11E-03	
Sulfate	1.63E-02	4.50E+00	
Sulfide		4.63E-03	
Tetraoxo-sulfate(1-)		1.98E+00	
Thallium	9.51E-07	2.62E-04	
Tin	6.61E-08	1.82E-05	
Uranium	3.49E-08	9.62E-06	
Vanadium	1.38E-06	3.81E-04	
Zinc	5.80E-07	1.60E-04	
1,1-Dichloroethane	1.86E-06	5.74E-05	3.14E-05
1,1-Dichloroethene	2.94E-06	9.10E-05	4.97E-05
1,2-Dichloroethene	1.10E-06	2.82E-04	1.54E-04
Acetone	3.61E-07	1.75E-04	9.54E-05
Di-n-butyl phthalate	8.12E-06	1.95E-05	
Methylene chloride	2.42E-07	1.48E-05	8.10E-06
Naphthalene	1.18E-05	4.72E-05	2.58E-05
Phenanthrene	6.85E-06	6.99E-06	3.82E-06
Trichloroethene	4.88E-06	8.41E-05	4.59E-05
Vinyl chloride	1.39E-06	5.24E-05	2.86E-05

Table 3.38 Chronic daily intakes for excess lifetime cancer risk for direct contact exposures by a future worker
(continued)

----- AREA_CODE=n MEDIA=Other Groundwater -----
(continued)

Analyte	Dermal contact while showering	Direct ingestion	Inh. of volatiles while showering
cis-1,2-Dichloroethene	1.14E-05	3.15E-04	1.72E-04
Neptunium-237		6.86E+02	
Radium-226		2.28E+03	
Radon-222		5.49E+06	3.42E+07
Technetium-99		5.96E+04	
Thorium-228		4.88E+03	
Thorium-230		3.39E+03	
Uranium-234		1.30E+04	
Uranium-235		1.63E+03	
Uranium-238		1.39E+04	

----- AREA_CODE=n MEDIA=RGa Groundwater -----

Analyte	Dermal contact while showering	Direct ingestion	Inh. of volatiles while showering
Aluminum	1.33E-05	3.65E-03	
Antimony	9.75E-07	2.68E-04	
Arsenic	3.64E-08	1.00E-05	
Barium	1.25E-06	3.44E-04	
Beryllium	8.56E-08	2.36E-05	
Bicarbonate		4.43E-01	
Boron	3.35E-06	9.24E-04	
Cadmium	1.21E-07	3.32E-05	
Cerium		1.40E-04	
Chromium	1.56E-06	4.29E-04	
Cobalt	3.48E-07	9.60E-05	
Copper	3.25E-07	8.96E-05	
Fluoride	2.46E-06	6.79E-04	
Gallium		1.57E-04	
Iron	4.03E-05	1.11E-02	
Lead	6.26E-07	1.72E-04	
Lithium	5.07E-07	1.40E-04	
Manganese	2.75E-06	7.58E-04	
Mercury	3.56E-09	9.80E-07	
Molybdenum	3.61E-07	9.95E-05	
Nickel	8.05E-07	2.22E-04	
Nitrate as Nitrogen	1.39E-05	3.83E-03	
Selenium	3.91E-08	1.08E-05	
Silica		3.38E-02	
Silver	2.95E-07	8.12E-05	
Sulfate	3.02E-04	8.31E-02	
Tetraoxo-sulfate(1-)		3.43E-02	
Thallium	1.26E-06	3.48E-04	
Thorium		8.74E-05	
Tin	5.07E-07	1.40E-04	
Titanium	4.61E-07	1.27E-04	
Uranium	3.35E-08	9.24E-06	
Vanadium	7.40E-07	2.04E-04	
Zinc	6.13E-07	1.69E-04	
Zirconium	1.27E-07	3.49E-05	
1,1,2-Trichloroethane	2.13E-07	6.99E-06	3.82E-06
1,1-Dichloroethene	7.34E-06	2.27E-04	1.24E-04
1,2-Dichlorobenzene	4.41E-08	1.99E-07	1.09E-07
1,2-Dichloroethane	7.40E-08	3.84E-06	2.10E-06
1,2-Dichloroethene	2.44E-08	6.28E-06	3.43E-06

Table 3.38 Chronic daily intakes for excess lifetime cancer risk for direct contact exposures by a future worker
(continued)

----- AREA_CODE=n MEDIA=RGA Groundwater -----
(continued)

Analyte	Dermal contact while showering	Direct ingestion	Inh. of volatiles while showering
1,3,5-Trimethylbenzene	6.18E-07	6.99E-07	3.82E-07
1,4-Dichlorobenzene	4.88E-08	2.17E-07	1.18E-07
2-Butanone	1.30E-06	3.29E-04	1.80E-04
4-Bromofluorobenzene		1.64E-04	
4-Methyl-2-pentanone	7.12E-07	5.94E-05	3.24E-05
Acetone	6.76E-07	3.27E-04	1.79E-04
Acrylonitrile	1.78E-07	3.49E-05	1.91E-05
Benzene	2.66E-07	3.49E-06	1.91E-06
Bis(2-ethylhexyl)phthalate	1.61E-06	1.89E-05	
Bromomethane	4.44E-08	3.49E-06	1.91E-06
Butyl benzyl phthalate	9.05E-07	3.49E-06	
Carbazole	6.65E-06	2.02E-05	
Carbon tetrachloride	4.47E-05	5.59E-04	3.05E-04
Chlorobenzene	1.04E-06	6.99E-06	3.82E-06
Chloroform	1.58E-06	4.89E-05	2.67E-05
Chloromethane	1.07E-07	6.99E-06	3.82E-06
Chrysene	6.17E-06	2.10E-06	
Di-n-butyl phthalate	1.43E-05	3.43E-05	
Dimethylbenzene	3.90E-04	1.14E-03	6.20E-04
Ethane		1.15E-04	
Ethanol		5.89E-04	
Ethylbenzene	1.74E-04	6.47E-04	3.53E-04
Ethylene		3.43E-04	
Methylene chloride	2.51E-06	1.53E-04	8.38E-05
PCB-1254	1.96E-06	1.56E-06	
Polychlorinated biphenyl	4.39E-07	3.49E-07	
Tetrachloroethene	1.50E-03	1.12E-03	6.11E-04
Trichloroethene	1.36E-03	2.35E-02	1.28E-02
Vinyl chloride	1.62E-04	6.11E-03	3.34E-03
cis-1,2-Dichloroethene	1.18E-04	3.24E-03	1.77E-03
m,p-Xylene	1.17E-07	3.39E-07	1.85E-07
trans-1,2-Dichloroethene	1.21E-05	3.11E-03	1.70E-03
trans-1,3-Dichloropropene		5.94E-07	
Americium-241		1.73E+03	
Cesium-137		1.29E+05	
Cobalt-60		4.57E+03	
Neptunium-237		3.13E+03	
Plutonium-239		1.70E+02	
Radium-226		1.79E+05	
Radon-222		2.69E+06	1.68E+07
Technetium-99		1.29E+06	
Thorium-230		2.94E+03	
Uranium-234		1.01E+04	
Uranium-235		8.18E+03	
Uranium-235/236		8.14E+02	
Uranium-238		1.35E+05	

----- AREA_CODE=n MEDIA=UCRS Groundwater -----

Analyte	Dermal contact while showering	Direct ingestion	Inh. of volatiles while showering
Aluminum	3.30E-05	9.10E-03	
Ammonia as Nitrogen	1.36E-06	2.49E-04	
Antimony	6.30E-07	1.74E-04	
Arsenic	1.54E-07	4.24E-05	

Table 3.38 Chronic daily intakes for excess lifetime cancer risk for direct contact exposures by a future worker
(continued)

----- AREA_CODE=n MEDIA=UCRS Groundwater ----- (continued)			
Analyte	Dermal contact while showering	Direct ingestion	Inh. of volatiles while showering
Barium	3.53E-06	9.71E-04	
Beryllium	2.16E-08	5.94E-06	
Cadmium	1.02E-07	2.80E-05	
Chromium	4.19E-07	1.16E-04	
Cobalt	3.11E-07	8.58E-05	
Copper	6.15E-07	1.69E-04	
Fluoride	5.61E-06	1.55E-03	
Iron	5.30E-05	1.46E-02	
Kjeldahl Nitrogen		1.72E-02	
Lead	6.12E-07	1.68E-04	
Manganese	1.00E-05	2.77E-03	
Mercury	6.34E-09	1.75E-06	
Molybdenum	1.27E-07	3.49E-05	
Nickel	1.36E-06	3.76E-04	
Nitrate as Nitrogen	1.02E-05	2.80E-03	
Nitrate/Nitrite	2.66E-05	7.32E-03	
Orthophosphate		2.91E-04	
Selenium	3.27E-08	9.02E-06	
Silica		5.77E-02	
Silver	2.67E-07	7.36E-05	
Strontium	1.63E-05	4.50E-03	
Sulfate	1.56E-03	4.29E-01	
Sulfide		9.41E-02	
Tetraoxo-sulfate(1-)		3.25E-01	
Thallium	6.59E-07	1.82E-04	
Tin	3.30E-07	9.09E-05	
Uranium	3.05E-07	8.39E-05	
Vanadium	1.02E-06	2.81E-04	
Zinc	6.66E-07	1.84E-04	
1,1-Dichloroethene	2.26E-05	6.99E-04	3.82E-04
1,2-Dichloroethane	1.34E-07	6.99E-06	3.82E-06
1,2-Dichloroethene	8.30E-08	2.14E-05	1.17E-05
2,4-Dimethylphenol	6.14E-06	1.54E-05	8.40E-06
Benzene	2.08E-06	2.73E-05	1.49E-05
Bis(2-ethylhexyl)phthalate	2.97E-07	3.49E-06	
Bromodichloromethane	6.62E-07	3.15E-05	1.72E-05
Chloroethane	7.01E-06	2.42E-04	1.32E-04
Chloroform	2.71E-06	8.39E-05	4.58E-05
Di-n-butyl phthalate	1.43E-06	3.42E-06	
Dibromochloromethane	9.89E-08	6.99E-06	3.82E-06
Dimethylbenzene	7.20E-04	2.09E-03	1.14E-03
Ethane		4.34E-04	
Ethanol		8.39E-05	
Ethylbenzene	3.18E-04	1.18E-03	6.47E-04
Ethylene		6.14E-03	
Fluorene	1.23E-05	1.38E-05	7.53E-06
Isophorone	2.81E-07	1.76E-05	
Methylene chloride	2.57E-07	1.57E-05	8.59E-06
Naphthalene	1.23E-05	4.93E-05	2.69E-05
Phenanthrene	1.33E-05	1.36E-05	7.42E-06
Trichloroethene	5.11E-03	8.80E-02	4.81E-02
Vinyl chloride	4.63E-04	1.75E-02	9.54E-03
cis-1,2-Dichloroethene	4.88E-04	1.34E-02	7.34E-03
trans-1,2-Dichloroethene	6.79E-06	1.75E-03	9.54E-04
Americium-241		-1.14E+03	
Cesium-137		5.63E+03	
Cobalt-60		7.42E+03	
Neptunium-237		2.03E+03	
Plutonium-239		8.69E+02	

Table 3.38 Chronic daily intakes for excess lifetime cancer risk for direct contact exposures by a future worker
(continued)

----- AREA_CODE=n MEDIA=UCRS Groundwater -----
(continued)

Analyte	Dermal contact while showering	Direct ingestion	Inh. of volatiles while showering
Radium-226		3.24E+03	
Radon-222		5.03E+06	3.14E+07
Technetium-99		9.02E+05	
Thorium-228		4.00E+03	
Uranium-234		2.71E+04	
Uranium-235		5.88E+03	
Uranium-235/236		5.00E+02	
Uranium-238		7.20E+04	

Table 3.39a Chronic daily intakes for systemic toxicity for direct contact exposures by a child recreator

----- AREA_CODE=a MEDIA=RGa Groundwater -----

Analyte	Dermal contact while swimming	Dermal contact while wading	Direct ingestion
Aluminum	1.60E-04	2.58E-04	1.11E-03
Arsenic	5.66E-07	9.12E-07	3.93E-06
Barium	2.18E-05	3.51E-05	1.51E-04
Chromium	7.07E-06	1.14E-05	4.91E-05
Fluoride	4.90E-05	7.90E-05	3.40E-04
Iron	3.48E-04	5.61E-04	2.42E-03
Manganese	2.51E-05	4.05E-05	1.74E-04
Tetraoxo-sulfate(1-)			2.39E-02
Thallium	3.79E-05	6.11E-05	2.63E-04
Vanadium	2.36E-05	3.81E-05	1.64E-04
Zinc	2.92E-06	4.71E-06	2.03E-05
1,1-Dichloroethene	3.40E-05	5.48E-05	2.65E-05
Carbon tetrachloride	4.91E-04	7.92E-04	1.55E-04
Chloroform	2.83E-06	4.57E-06	2.21E-06
Tetrachloroethene	1.35E-02	2.18E-02	2.54E-04
Trichloroethene	1.17E+00	1.89E+00	5.08E-01
cis-1,2-Dichloroethene	1.63E-04	2.62E-04	1.13E-04
trans-1,2-Dichloroethene	2.56E-05	4.13E-05	1.66E-04
Cesium-137			
Neptunium-237			
Technetium-99			
Thorium-230			

----- AREA_CODE=a MEDIA=UCRS Groundwater -----

Analyte	Dermal contact while swimming	Dermal contact while wading	Direct ingestion
Aluminum	3.62E-04	5.84E-04	2.51E-03
Antimony	4.44E-06	7.16E-06	3.08E-05
Arsenic	4.41E-07	7.10E-07	3.06E-06
Barium	7.60E-06	1.23E-05	5.28E-05
Beryllium	8.85E-08	1.43E-07	6.15E-07
Chromium	2.26E-06	3.64E-06	1.57E-05
Cobalt	3.18E-07	5.13E-07	2.21E-06
Iron	5.36E-04	8.63E-04	3.72E-03
Lead	1.10E-05	1.77E-05	7.63E-05
Manganese	9.15E-06	1.47E-05	6.35E-05
Nickel	1.44E-05	2.33E-05	1.00E-04
Silica			2.47E-02
Tetraoxo-sulfate(1-)			6.90E-02
Uranium	2.55E-06	4.11E-06	1.77E-05
Vanadium	1.52E-05	2.45E-05	1.05E-04
Zinc	3.17E-06	5.11E-06	2.20E-05
1,1-Dichloroethene	2.27E-06	3.65E-06	1.77E-06
Bis(2-ethylhexyl)phthalate	3.72E-06	6.00E-06	1.11E-06
Chloroform	1.84E-05	2.97E-05	1.44E-05
Trichloroethene	2.11E-01	3.41E-01	9.17E-02
cis-1,2-Dichloroethene	2.07E-04	3.33E-04	1.44E-04
trans-1,2-Dichloroethene	7.36E-06	1.19E-05	4.77E-05
Neptunium-237			
Radon-222			
Technetium-99			

Table 3.39a Chronic daily intakes for systemic toxicity for direct contact exposures by a child recreator
(continued)

----- AREA_CODE=b MEDIA=McNairy Groundwater -----

Analyte	Dermal contact while swimming	Dermal contact while wading	Direct ingestion
Aluminum	1.34E-04	2.16E-04	9.31E-04
Antimony	1.70E-05	2.75E-05	1.18E-04
Nitrate as Nitrogen	1.10E-04	1.78E-04	7.67E-04
Silica			8.86E-03
Tetraoxo-sulfate(1-)			1.09E-02
Trichloroethene	1.53E-03	2.46E-03	6.63E-04
Technetium-99			

----- AREA_CODE=b MEDIA=RGa Groundwater -----

Analyte	Dermal contact while swimming	Dermal contact while wading	Direct ingestion
Aluminum	2.43E-04	3.91E-04	1.69E-03
Arsenic	5.32E-07	8.58E-07	3.70E-06
Barium	3.46E-05	5.58E-05	2.40E-04
Beryllium	1.02E-06	1.65E-06	7.11E-06
Cadmium	1.38E-06	2.22E-06	9.58E-06
Chromium	5.44E-06	8.77E-06	3.78E-05
Cobalt	4.22E-06	6.80E-06	2.93E-05
Fluoride	2.48E-05	4.00E-05	1.73E-04
Iron	8.11E-04	1.31E-03	5.63E-03
Lead	6.58E-06	1.06E-05	4.57E-05
Manganese	6.34E-05	1.02E-04	4.40E-04
Mercury	4.78E-08	7.70E-08	3.32E-07
Nitrate as Nitrogen	2.63E-04	4.25E-04	1.83E-03
Selenium	6.69E-07	1.08E-06	4.65E-06
Silica			1.13E-02
Sulfate	1.42E-03	2.28E-03	9.83E-03
Tetraoxo-sulfate(1-)			8.21E-03
Tin	2.40E-05	3.86E-05	1.66E-04
Uranium	9.98E-07	1.61E-06	6.93E-06
Vanadium	6.37E-06	1.03E-05	4.42E-05
Zinc	4.37E-06	7.05E-06	3.04E-05
1,1,2-Trichloroethane	2.67E-06	4.31E-06	2.21E-06
1,1-Dichloroethene	1.84E-06	2.97E-06	1.44E-06
1,2-Dichloroethane	9.28E-07	1.50E-06	1.22E-06
Acetone	1.71E-06	2.76E-06	2.09E-05
Carbon tetrachloride	5.60E-05	9.03E-05	1.77E-05
Chlorobenzene	1.31E-05	2.10E-05	2.21E-06
Chloroform	1.98E-05	3.20E-05	1.55E-05
Di-n-butyl phthalate	1.46E-04	2.36E-04	8.84E-06
Ethane			9.29E-05
Ethylene			6.70E-04
Methylene chloride	1.59E-06	2.57E-06	2.46E-06
Tetrachloroethene	1.88E-02	3.04E-02	3.54E-04
Trichloroethene	6.21E-03	1.00E-02	2.70E-03
Vinyl chloride	1.32E-03	2.12E-03	1.25E-03
cis-1,2-Dichloroethene	1.04E-03	1.67E-03	7.21E-04
Americium-241			
Cesium-137			
Cobalt-60			
Plutonium-239			
Radium-226			
Radon-222			
Technetium-99			
Thorium-230			

Table 3.39a Chronic daily intakes for systemic toxicity for direct contact exposures by a child recreator
(continued)

----- AREA_CODE=b MEDIA=RGa Groundwater -----
(continued)

Analyte	Dermal contact while swimming	Dermal contact while wading	Direct ingestion
Uranium-234			
Uranium-235			
Uranium-235/236			
Uranium-238			

----- AREA_CODE=b MEDIA=UCRS Groundwater -----

Analyte	Dermal contact while swimming	Dermal contact while wading	Direct ingestion
Aluminum	3.99E-04	6.43E-04	2.77E-03
Arsenic	2.89E-06	4.65E-06	2.01E-05
Barium	2.78E-05	4.48E-05	1.93E-04
Beryllium	6.37E-08	1.03E-07	4.42E-07
Cadmium	1.02E-06	1.64E-06	7.07E-06
Chromium	5.94E-06	9.57E-06	4.12E-05
Cobalt	1.19E-06	1.92E-06	8.29E-06
Fluoride	4.12E-05	6.64E-05	2.86E-04
Iron	5.23E-04	8.43E-04	3.63E-03
Lead	2.87E-07	4.62E-07	1.99E-06
Manganese	4.04E-05	6.51E-05	2.81E-04
Mercury	4.78E-08	7.70E-08	3.32E-07
Molybdenum	1.59E-06	2.57E-06	1.11E-05
Nickel	4.97E-05	8.01E-05	3.45E-04
Nitrate as Nitrogen	1.04E-04	1.67E-04	7.19E-04
Selenium	4.17E-07	6.71E-07	2.89E-06
Silica			2.25E-02
Sulfate	2.45E-02	3.94E-02	1.70E-01
Tetraoxo-sulfate(1-)			1.11E-01
Thallium	3.65E-06	5.88E-06	2.53E-05
Tin	4.14E-06	6.67E-06	2.87E-05
Uranium	1.20E-06	1.94E-06	8.35E-06
Vanadium	1.56E-05	2.51E-05	1.08E-04
Zinc	3.08E-06	4.96E-06	2.14E-05
1,1-Dichloroethene	3.68E-06	5.93E-06	2.87E-06
1,2-Dichloroethene	1.43E-06	2.30E-06	9.26E-06
2,4-Dimethylphenol	5.00E-05	8.06E-05	3.16E-06
Benzene	2.61E-05	4.20E-05	8.62E-06
Chloroethane	2.71E-04	4.37E-04	2.35E-04
Di-n-butyl phthalate	1.04E-05	1.68E-05	6.31E-07
Dimethylbenzene	1.09E-04	1.75E-04	7.96E-06
Ethane			1.65E-04
Ethylbenzene	1.02E-05	1.65E-05	9.62E-07
Ethylene			2.35E-03
Isophorone	3.00E-06	4.83E-06	4.73E-06
Trichloroethene	7.25E-02	1.17E-01	3.15E-02
Vinyl chloride	1.04E-04	1.68E-04	9.93E-05
cis-1,2-Dichloroethene	1.78E-03	2.87E-03	1.24E-03
trans-1,2-Dichloroethene	8.69E-07	1.40E-06	5.64E-06
Americium-241			
Cobalt-60			
Neptunium-237			
Plutonium-239			
Radium-226			
Radon-222			
Technetium-99			

Table 3.39a Chronic daily intakes for systemic toxicity for direct contact exposures by a child recreator
(continued)

----- AREA_CODE=b MEDIA=UCRS Groundwater -----
(continued)

Analyte	Dermal contact while swimming	Dermal contact while wading	Direct ingestion
Uranium-234			
Uranium-235			
Uranium-235/236			
Uranium-238			

----- AREA_CODE=c MEDIA=RG A Groundwater -----

Analyte	Dermal contact while swimming	Dermal contact while wading	Direct ingestion
Aluminum	5.96E-04	9.61E-04	4.14E-03
Barium	1.84E-05	2.96E-05	1.28E-04
Chromium	3.33E-05	5.36E-05	2.31E-04
Iron	1.07E-03	1.73E-03	7.46E-03
Manganese	4.78E-05	7.71E-05	3.32E-04
Molybdenum	5.91E-06	9.52E-06	4.10E-05
Silica			1.37E-02
Sulfate	2.80E-03	4.52E-03	1.95E-02
Tetraoxo-sulfate(1-)			2.06E-02
Zinc	5.32E-06	8.57E-06	3.69E-05
1,1-Dichloroethene	1.30E-05	2.10E-05	1.02E-05
Chloroform	7.08E-06	1.14E-05	5.53E-06
Trichloroethene	1.06E-03	1.71E-03	4.61E-04
cis-1,2-Dichloroethene	9.85E-06	1.59E-05	6.84E-06
Radon-222			
Technetium-99			

----- AREA_CODE=c MEDIA=UCRS Groundwater -----

Analyte	Dermal contact while swimming	Dermal contact while wading	Direct ingestion
Aluminum	2.91E-04	4.69E-04	2.02E-03
Barium	1.05E-05	1.70E-05	7.32E-05
Iron	3.02E-04	4.87E-04	2.10E-03
Manganese	2.09E-05	3.37E-05	1.45E-04
Silica			3.04E-02
Tetraoxo-sulfate(1-)			6.54E-02
Vanadium	5.29E-06	8.53E-06	3.68E-05
Zinc	3.61E-06	5.81E-06	2.50E-05
Benzene	3.34E-06	5.39E-06	1.11E-06
Chloroform	1.70E-05	2.74E-05	1.32E-05
Trichloroethene	7.05E-06	1.14E-05	3.06E-06
Technetium-99			

Table 3.39a Chronic daily intakes for systemic toxicity for direct contact exposures by a child recreator
(continued)

----- AREA_CODE=d MEDIA=McNairy Groundwater -----			
Analyte	Dermal contact while swimming	Dermal contact while wading	Direct ingestion
Silica			1.70E-02
Tetraoxo-sulfate(1-)			1.55E-02
Thallium	5.32E-05	8.57E-05	3.69E-04
Zinc	2.21E-05	3.56E-05	1.54E-04
Trichloroethene	4.27E-06	6.88E-06	1.85E-06
----- AREA_CODE=d MEDIA=Other Groundwater -----			
Analyte	Dermal contact while swimming	Dermal contact while wading	Direct ingestion
Methylene chloride	3.58E-06	5.77E-06	5.53E-06
----- AREA_CODE=d MEDIA=RGa Groundwater -----			
Analyte	Dermal contact while swimming	Dermal contact while wading	Direct ingestion
Aluminum	1.98E-04	3.20E-04	1.38E-03
Arsenic	6.34E-07	1.02E-06	4.40E-06
Barium	3.96E-05	6.38E-05	2.75E-04
Chromium	5.58E-06	8.99E-06	3.87E-05
Cobalt	3.77E-06	6.07E-06	2.62E-05
Fluoride	2.55E-05	4.11E-05	1.77E-04
Iron	3.24E-04	5.22E-04	2.25E-03
Lead	1.07E-05	1.73E-05	7.44E-05
Manganese	1.85E-04	2.98E-04	1.28E-03
Silica			1.31E-02
Tetraoxo-sulfate(1-)			8.94E-03
Tin	1.27E-04	2.05E-04	8.84E-04
Uranium	3.60E-07	5.80E-07	2.50E-06
Vanadium	1.00E-05	1.61E-05	6.96E-05
Zinc	3.31E-06	5.34E-06	2.30E-05
Bis(2-ethylhexyl)phthalate	7.45E-06	1.20E-05	2.21E-06
Butyl benzyl phthalate	1.14E-05	1.83E-05	1.11E-06
Di-n-butyl phthalate	1.34E-04	2.16E-04	8.08E-06
Dimethylbenzene	1.21E-03	1.95E-03	8.89E-05
Ethylbenzene	4.66E-04	7.52E-04	4.38E-05
Methylene chloride	2.96E-05	4.77E-05	4.57E-05
Tetrachloroethene	2.94E-04	4.75E-04	5.53E-06
Trichloroethene	2.18E-03	3.51E-03	9.45E-04
cis-1,2-Dichloroethene	4.62E-05	7.44E-05	3.21E-05
Americium-241			
Cesium-137			
Cobalt-60			
Plutonium-239			
Radium-226			
Radon-222			
Technetium-99			
Uranium-234			
Uranium-238			

Table 3.39a Chronic daily intakes for systemic toxicity for direct contact exposures by a child recreator
(continued)

----- AREA_CODE=d MEDIA=UCRS Groundwater -----

Analyte	Dermal contact while swimming	Dermal contact while wading	Direct ingestion
Aluminum	7.45E-04	1.20E-03	5.18E-03
Ammonia as Nitrogen	1.70E-05	2.74E-05	7.88E-05
Antimony	4.09E-06	6.59E-06	2.84E-05
Arsenic	5.86E-07	9.44E-07	4.07E-06
Barium	4.06E-05	6.54E-05	2.82E-04
Beryllium	2.71E-07	4.36E-07	1.88E-06
Cadmium	1.91E-06	3.08E-06	1.33E-05
Chromium	4.48E-06	7.23E-06	3.11E-05
Cobalt	3.86E-06	6.23E-06	2.68E-05
Fluoride	3.51E-05	5.65E-05	2.44E-04
Iron	1.20E-02	1.93E-02	8.33E-02
Kjeldahl Nitrogen			5.44E-03
Lead	5.50E-06	8.86E-06	3.82E-05
Manganese	4.30E-03	6.93E-03	2.98E-02
Mercury	1.67E-08	2.69E-08	1.16E-07
Nickel	5.46E-06	8.80E-06	3.79E-05
Nitrate as Nitrogen	2.95E-04	4.76E-04	2.05E-03
Nitrate/Nitrite	6.27E-04	1.01E-03	4.35E-03
Orthophosphate			9.20E-05
Selenium	5.28E-07	8.52E-07	3.67E-06
Silica			1.45E-02
Strontium	2.05E-04	3.30E-04	1.42E-03
Sulfate	4.33E-03	6.98E-03	3.01E-02
Sulfide			2.98E-02
Tetraoxo-sulfate(1-)			1.15E-01
Uranium	5.42E-06	8.74E-06	3.76E-05
Vanadium	3.06E-05	4.92E-05	2.12E-04
Zinc	3.50E-06	5.64E-06	2.43E-05
1,1-Dichloroethene	2.13E-05	3.43E-05	1.66E-05
1,2-Dichloroethane	1.69E-06	2.72E-06	2.21E-06
1,2-Dichloroethene	4.26E-07	6.86E-07	2.76E-06
Benzene	1.67E-05	2.69E-05	5.53E-06
Dimethylbenzene	2.09E-03	3.37E-03	1.53E-04
Ethylbenzene	1.16E-03	1.88E-03	1.09E-04
Fluorene	1.78E-04	2.88E-04	5.05E-06
Methylene chloride	4.35E-06	7.01E-06	6.71E-06
Naphthalene	7.99E-05	1.29E-04	8.04E-06
Phenanthrene	1.90E-04	3.07E-04	4.89E-06
Trichloroethene	1.27E-02	2.05E-02	5.51E-03
cis-1,2-Dichloroethene	1.17E-05	1.89E-05	8.15E-06
Neptunium-237			
Radon-222			
Technetium-99			
Thorium-228			
Uranium-234			
Uranium-235			
Uranium-238			

----- AREA_CODE=e MEDIA=McNairy Groundwater -----

Analyte	Dermal contact while swimming	Dermal contact while wading	Direct ingestion
Aluminum	1.41E-04	2.28E-04	9.81E-04
Arsenic	2.31E-06	3.72E-06	1.60E-05
Barium	4.43E-05	7.15E-05	3.08E-04
Beryllium	1.63E-06	2.62E-06	1.13E-05

Table 3.39a Chronic daily intakes for systemic toxicity for direct contact exposures by a child recreator
(continued)

----- AREA_CODE=e MEDIA=McNairy Groundwater -----
(continued)

Analyte	Dermal contact while swimming	Dermal contact while wading	Direct ingestion
Cadmium	3.34E-06	5.39E-06	2.32E-05
Chromium	1.95E-05	3.14E-05	1.35E-04
Cobalt	6.17E-06	9.95E-06	4.29E-05
Fluoride	4.87E-05	7.84E-05	3.38E-04
Iron	2.38E-03	3.83E-03	1.65E-02
Manganese	8.01E-05	1.29E-04	5.56E-04
Nickel	8.40E-06	1.35E-05	5.84E-05
Silica			2.29E-02
Sulfate	1.86E-01	2.99E-01	1.29E+00
Tetraoxo-sulfate(1-)			9.76E-03
Uranium	7.91E-07	1.28E-06	5.50E-06
Vanadium	7.21E-05	1.16E-04	5.01E-04
Zinc	2.57E-05	4.15E-05	1.79E-04
Trichloroethene	4.72E-06	7.61E-06	2.05E-06
Radon-222			
Technetium-99			

----- AREA_CODE=e MEDIA=RGa Groundwater -----

Analyte	Dermal contact while swimming	Dermal contact while wading	Direct ingestion
Aluminum	1.01E-04	1.62E-04	7.00E-04
Arsenic	4.01E-07	6.46E-07	2.78E-06
Barium	2.96E-05	4.77E-05	2.05E-04
Beryllium	9.52E-07	1.53E-06	6.61E-06
Cadmium	2.57E-06	4.14E-06	1.78E-05
Cobalt	4.22E-06	6.80E-06	2.93E-05
Copper	6.13E-06	9.88E-06	4.26E-05
Fluoride	2.51E-05	4.05E-05	1.75E-04
Iron	4.48E-04	7.22E-04	3.11E-03
Manganese	1.06E-05	1.71E-05	7.37E-05
Molybdenum	4.68E-06	7.55E-06	3.25E-05
Silica			9.70E-03
Silver	5.75E-06	9.26E-06	3.99E-05
Sulfate	6.23E-03	1.00E-02	4.32E-02
Tetraoxo-sulfate(1-)			9.83E-03
Thallium	1.36E-05	2.19E-05	9.44E-05
Uranium	2.06E-07	3.32E-07	1.43E-06
Vanadium	1.30E-05	2.09E-05	9.02E-05
Zinc	5.64E-06	9.10E-06	3.92E-05
2-Butanone	2.95E-05	4.75E-05	1.88E-04
Dimethylbenzene	9.05E-05	1.46E-04	6.63E-06
Trichloroethene	3.55E-03	5.72E-03	1.54E-03
trans-1,2-Dichloroethene	8.52E-07	1.37E-06	5.53E-06
Cobalt-60			
Radon-222			
Technetium-99			
Thorium-230			

Table 3.39a Chronic daily intakes for systemic toxicity for direct contact exposures by a child recreator
(continued)

----- AREA_CODE=e MEDIA=UCRS Groundwater -----

Analyte	Dermal contact while swimming	Dermal contact while wading	Direct ingestion
Aluminum	6.76E-04	1.09E-03	4.69E-03
Arsenic	5.18E-07	8.35E-07	3.60E-06
Barium	7.04E-05	1.14E-04	4.89E-04
Chromium	7.27E-06	1.17E-05	5.05E-05
Fluoride	8.57E-05	1.38E-04	5.95E-04
Iron	7.18E-04	1.16E-03	4.99E-03
Manganese	9.85E-06	1.59E-05	6.84E-05
Nickel	2.58E-05	4.15E-05	1.79E-04
Silica			2.10E-02
Sulfate	5.44E-03	8.77E-03	3.78E-02
Tetraoxo-sulfate(1-)			1.93E-02
Vanadium	7.36E-05	1.19E-04	5.11E-04
Zinc	1.65E-05	2.66E-05	1.15E-04
Trichloroethene	3.34E-06	5.38E-06	1.45E-06
Radon-222			

----- AREA_CODE=f MEDIA=McNairy Groundwater -----

Analyte	Dermal contact while swimming	Dermal contact while wading	Direct ingestion
Barium	2.77E-05	4.46E-05	1.92E-04
Tetraoxo-sulfate(1-)			4.31E-03
Zinc	1.84E-05	2.96E-05	1.28E-04

----- AREA_CODE=f MEDIA=RGa Groundwater -----

Analyte	Dermal contact while swimming	Dermal contact while wading	Direct ingestion
Aluminum	8.53E-05	1.38E-04	5.93E-04
Arsenic	4.14E-07	6.67E-07	2.87E-06
Barium	4.51E-05	7.26E-05	3.13E-04
Cadmium	4.64E-06	7.47E-06	3.22E-05
Chromium	1.33E-05	2.14E-05	9.21E-05
Copper	4.72E-06	7.60E-06	3.27E-05
Iron	2.07E-04	3.33E-04	1.43E-03
Manganese	1.14E-05	1.84E-05	7.92E-05
Silica			1.13E-02
Sulfate	3.04E-03	4.90E-03	2.11E-02
Tetraoxo-sulfate(1-)			4.44E-02
Vanadium	1.17E-05	1.88E-05	8.11E-05
Zinc	2.87E-06	4.63E-06	1.99E-05
1,1-Dichloroethene	8.01E-06	1.29E-05	6.25E-06
1,2-Dichloroethene	2.38E-06	3.84E-06	1.55E-05
Bis(2-ethylhexyl)phthalate	1.04E-04	1.68E-04	3.09E-05
Carbon tetrachloride	2.10E-06	3.39E-06	6.63E-07
Trichloroethene	1.92E-03	3.10E-03	8.34E-04
cis-1,2-Dichloroethene	1.19E-05	1.92E-05	8.28E-06
Plutonium-239			
Radon-222			
Technetium-99			

Table 3.39a Chronic daily intakes for systemic toxicity for direct contact exposures by a child recreator
(continued)

----- AREA_CODE=f MEDIA=UCRS Groundwater -----

Analyte	Dermal contact while swimming	Dermal contact while wading	Direct ingestion
Aluminum	1.10E-03	1.77E-03	7.62E-03
Barium	1.93E-05	3.11E-05	1.34E-04
Iron	6.50E-04	1.05E-03	4.51E-03
Manganese	1.23E-05	1.98E-05	8.51E-05
Silica			2.83E-02
Tetraoxo-sulfate(1-)			3.34E-02
Vanadium	7.08E-06	1.14E-05	4.92E-05
Zinc	9.93E-06	1.60E-05	6.90E-05
Trichloroethene	3.47E-06	5.59E-06	1.51E-06
Radon-222			
Technetium-99			

----- AREA_CODE=g MEDIA=McNairy Groundwater -----

Analyte	Dermal contact while swimming	Dermal contact while wading	Direct ingestion
Arsenic	3.98E-07	6.41E-07	2.76E-06
Mercury	1.60E-07	2.58E-07	1.11E-06
Silica			1.32E-02
Tetraoxo-sulfate(1-)			8.37E-03
Neptunium-237			
Plutonium-239			
Radium-226			

----- AREA_CODE=g MEDIA=RGa Groundwater -----

Analyte	Dermal contact while swimming	Dermal contact while wading	Direct ingestion
Aluminum	2.39E-04	3.86E-04	1.66E-03
Arsenic	3.99E-07	6.43E-07	2.77E-06
Cadmium	1.91E-06	3.08E-06	1.33E-05
Chromium	1.28E-05	2.06E-05	8.89E-05
Iron	4.76E-04	7.66E-04	3.30E-03
Lead	1.06E-05	1.71E-05	7.39E-05
Manganese	9.29E-06	1.50E-05	6.45E-05
Nickel	2.09E-05	3.36E-05	1.45E-04
Silica			1.14E-02
Tetraoxo-sulfate(1-)			4.98E-03
Zinc	8.63E-06	1.39E-05	5.99E-05
Trichloroethene	2.55E-06	4.10E-06	1.11E-06
Neptunium-237			
Radium-226			
Radon-222			
Technetium-99			
Thorium-230			

Table 3.39a Chronic daily intakes for systemic toxicity for direct contact exposures by a child recreator
(continued)

----- AREA_CODE=g MEDIA=UCRS Groundwater -----

Analyte	Dermal contact while swimming	Dermal contact while wading	Direct ingestion
Aluminum	1.48E-04	2.39E-04	1.03E-03
Chromium	1.43E-05	2.30E-05	9.93E-05
Manganese	9.36E-05	1.51E-04	6.50E-04
Nitrate as Nitrogen	4.59E-04	7.40E-04	3.19E-03
Silica			1.48E-02
Tetraoxo-sulfate(1-)			8.93E-02
Vanadium	1.62E-05	2.61E-05	1.12E-04
Zinc	5.27E-06	8.50E-06	3.66E-05
Neptunium-237			
Plutonium-239			
Radium-226			
Radon-222			
Technetium-99			

----- AREA_CODE=h MEDIA=McNairy Groundwater -----

Analyte	Dermal contact while swimming	Dermal contact while wading	Direct ingestion
Fluoride	5.10E-05	8.22E-05	3.54E-04
Silica			1.82E-02
Tetraoxo-sulfate(1-)			6.57E-03
Radium-226			
Radon-222			
Thorium-230			

----- AREA_CODE=h MEDIA=Other Groundwater -----

Analyte	Dermal contact while swimming	Dermal contact while wading	Direct ingestion
Antimony	6.91E-06	1.11E-05	4.80E-05
Barium	8.92E-06	1.44E-05	6.19E-05
Chromium	4.41E-06	7.11E-06	3.06E-05
Fluoride	2.10E-04	3.39E-04	1.46E-03
Iron	6.97E-05	1.12E-04	4.84E-04
Manganese	4.97E-06	8.01E-06	3.45E-05
Mercury	4.58E-08	7.38E-08	3.18E-07
Nickel	9.21E-06	1.48E-05	6.39E-05
Nitrate as Nitrogen	4.66E-04	7.51E-04	3.23E-03
Silica			9.03E-03
Tetraoxo-sulfate(1-)			1.38E-02
Thallium	1.15E-05	1.85E-05	7.98E-05
Vanadium	1.87E-05	3.02E-05	1.30E-04
Zinc	3.09E-06	4.97E-06	2.14E-05
Neptunium-237			
Radium-226			
Radon-222			
Thorium-230			

Table 3.39a Chronic daily intakes for systemic toxicity for direct contact exposures by a child recreator
(continued)

----- AREA_CODE=h MEDIA=RGA Groundwater -----

Analyte	Dermal contact while swimming	Dermal contact while wading	Direct ingestion
Aluminum	3.68E-04	5.93E-04	2.55E-03
Arsenic	4.43E-07	7.14E-07	3.08E-06
Barium	1.48E-05	2.38E-05	1.02E-04
Chromium	2.22E-05	3.57E-05	1.54E-04
Iron	1.16E-03	1.87E-03	8.07E-03
Manganese	7.29E-06	1.18E-05	5.07E-05
Nitrate as Nitrogen	1.20E-03	1.93E-03	8.31E-03
Tetraoxo-sulfate(1-)			9.87E-03
Uranium	4.89E-07	7.88E-07	3.40E-06
Vanadium	1.08E-05	1.73E-05	7.47E-05
Trichloroethene	3.04E-06	4.90E-06	1.32E-06
cis-1,2-Dichloroethene	3.82E-06	6.16E-06	2.65E-06
Radon-222			
Technetium-99			

----- AREA_CODE=h MEDIA=UCRS Groundwater -----

Analyte	Dermal contact while swimming	Dermal contact while wading	Direct ingestion
Aluminum	2.61E-04	4.21E-04	1.81E-03
Barium	9.38E-06	1.51E-05	6.51E-05
Iron	2.40E-04	3.87E-04	1.67E-03
Manganese	7.18E-06	1.16E-05	4.98E-05
Nickel	5.31E-05	8.55E-05	3.69E-04
Nitrate as Nitrogen	2.60E-04	4.19E-04	1.81E-03
Silica			4.31E-02
Tetraoxo-sulfate(1-)			2.70E-02
Vanadium	6.37E-06	1.03E-05	4.42E-05
Zinc	2.87E-06	4.62E-06	1.99E-05
Radon-222			

----- AREA_CODE=i MEDIA=McNairy Groundwater -----

Analyte	Dermal contact while swimming	Dermal contact while wading	Direct ingestion
Manganese	1.15E-04	1.86E-04	8.01E-04
Silica			1.84E-02
Tetraoxo-sulfate(1-)			1.12E-02
Vanadium	2.98E-05	4.80E-05	2.07E-04

----- AREA_CODE=i MEDIA=RGA Groundwater -----

Analyte	Dermal contact while swimming	Dermal contact while wading	Direct ingestion
Aluminum	1.78E-04	2.86E-04	1.23E-03
Antimony	1.33E-05	2.14E-05	9.21E-05
Arsenic	4.30E-07	6.93E-07	2.98E-06
Barium	1.61E-05	2.59E-05	1.12E-04

Table 3.39a Chronic daily intakes for systemic toxicity for direct contact exposures by a child recreator
(continued)

----- AREA_CODE=i MEDIA=RGa Groundwater -----
(continued)

Analyte	Dermal contact while swimming	Dermal contact while wading	Direct ingestion
Beryllium	1.27E-06	2.04E-06	8.79E-06
Bicarbonate			1.40E-01
Boron	4.21E-05	6.78E-05	2.92E-04
Cadmium	6.27E-07	1.01E-06	4.35E-06
Cerium			4.42E-05
Chromium	4.19E-05	6.75E-05	2.91E-04
Cobalt	4.56E-06	7.36E-06	3.17E-05
Copper	4.77E-06	7.69E-06	3.31E-05
Fluoride	3.32E-05	5.35E-05	2.31E-04
Gallium			4.97E-05
Iron	4.70E-04	7.58E-04	3.27E-03
Lithium	6.37E-06	1.03E-05	4.42E-05
Manganese	2.16E-05	3.49E-05	1.50E-04
Mercury	2.10E-08	3.38E-08	1.46E-07
Nickel	1.20E-05	1.93E-05	8.30E-05
Selenium	4.00E-07	6.45E-07	2.78E-06
Silica			1.34E-02
Silver	3.34E-06	5.39E-06	2.32E-05
Sulfate	6.12E-03	9.86E-03	4.25E-02
Tetraoxo-sulfate(1-)			1.72E-02
Thorium			2.76E-05
Titanium	5.79E-06	9.33E-06	4.02E-05
Uranium	1.82E-07	2.94E-07	1.27E-06
Vanadium	1.14E-05	1.83E-05	7.89E-05
Zinc	8.98E-06	1.45E-05	6.23E-05
Zirconium	1.59E-06	2.57E-06	1.11E-05
1,2-Dichlorobenzene	5.53E-07	8.92E-07	6.30E-08
1,2-Dichloroethene	2.32E-07	3.73E-07	1.50E-06
1,3,5-Trimethylbenzene	7.75E-06	1.25E-05	2.21E-07
1,4-Dichlorobenzene	6.12E-07	9.86E-07	6.85E-08
4-Bromofluorobenzene			5.20E-05
4-Methyl-2-pentanone	4.20E-06	6.76E-06	8.83E-06
Acetone	7.34E-07	1.18E-06	8.95E-06
Acrylonitrile	2.23E-06	3.59E-06	1.11E-05
Benzene	3.34E-06	5.39E-06	1.11E-06
Bis(2-ethylhexyl)phthalate	1.98E-05	3.19E-05	5.87E-06
Bromomethane	5.57E-07	8.98E-07	1.11E-06
Carbazole	1.25E-04	2.02E-04	9.57E-06
Chloroform	2.83E-06	4.57E-06	2.21E-06
Chloromethane	1.34E-06	2.15E-06	2.21E-06
Chrysene	7.74E-05	1.25E-04	6.63E-07
Di-n-butyl phthalate	1.03E-04	1.66E-04	6.21E-06
Dimethylbenzene	4.52E-05	7.29E-05	3.32E-06
Ethanol			1.86E-04
Ethylbenzene	1.18E-05	1.90E-05	1.11E-06
Methylene chloride	2.55E-06	4.11E-06	3.93E-06
PCB-1254	2.33E-05	3.76E-05	4.68E-07
Polychlorinated biphenyl	5.51E-06	8.88E-06	1.11E-07
Tetrachloroethene	1.18E-04	1.90E-04	2.21E-06
Trichloroethene	1.04E-05	1.68E-05	4.51E-06
Vinyl chloride	1.16E-06	1.87E-06	1.11E-06
m,p-Xylene	8.23E-07	1.33E-06	6.04E-08
trans-1,3-Dichloropropene			1.88E-07
Americium-241			
Cesium-137			
Cobalt-60			
Radium-226			
Radon-222			
Technetium-99			

Table 3.39a Chronic daily intakes for systemic toxicity for direct contact exposures by a child recreator
(continued)

----- AREA_CODE=i MEDIA=UCRS Groundwater -----

Analyte	Dermal contact while swimming	Dermal contact while wading	Direct ingestion
Aluminum	8.09E-04	1.30E-03	5.62E-03
Antimony	2.31E-06	3.73E-06	1.61E-05
Arsenic	1.06E-06	1.70E-06	7.33E-06
Barium	4.67E-05	7.53E-05	3.25E-04
Cadmium	1.05E-06	1.70E-06	7.30E-06
Chromium	4.55E-06	7.33E-06	3.16E-05
Cobalt	4.06E-06	6.54E-06	2.82E-05
Copper	4.49E-05	7.24E-05	3.12E-04
Fluoride	1.40E-04	2.26E-04	9.76E-04
Iron	8.80E-04	1.42E-03	6.11E-03
Lead	9.13E-06	1.47E-05	6.34E-05
Manganese	2.11E-04	3.40E-04	1.46E-03
Mercury	1.92E-08	3.10E-08	1.34E-07
Nickel	8.51E-06	1.37E-05	5.91E-05
Silica			1.48E-02
Silver	2.99E-06	4.82E-06	2.08E-05
Sulfate	1.34E-02	2.15E-02	9.28E-02
Tetraoxo-sulfate(1-)			1.16E-01
Thallium	1.31E-06	2.10E-06	9.06E-06
Uranium	1.79E-06	2.89E-06	1.25E-05
Vanadium	4.82E-05	7.77E-05	3.35E-04
Zinc	4.61E-05	7.43E-05	3.20E-04
Benzene	8.25E-06	1.33E-05	2.73E-06
Bromodichloromethane	2.34E-06	3.76E-06	2.80E-06
Chloroform	4.04E-06	6.51E-06	3.15E-06
Dibromochloromethane	1.24E-06	2.00E-06	2.21E-06
Ethanol			2.65E-05
Methylene chloride	3.09E-06	4.98E-06	4.76E-06
Trichloroethene	8.68E-06	1.40E-05	3.77E-06
Cesium-137			
Cobalt-60			
Radium-226			
Radon-222			
Technetium-99			

----- AREA_CODE=j MEDIA=McNairy Groundwater -----

Analyte	Dermal contact while swimming	Dermal contact while wading	Direct ingestion
Aluminum	3.25E-04	5.23E-04	2.25E-03
Arsenic	1.36E-05	2.19E-05	9.44E-05
Manganese	4.81E-04	7.75E-04	3.34E-03
Molybdenum	5.01E-05	8.08E-05	3.48E-04
Sulfate	2.48E-02	4.00E-02	1.72E-01

----- AREA_CODE=j MEDIA=RGa Groundwater -----

Analyte	Dermal contact while swimming	Dermal contact while wading	Direct ingestion
Aluminum	5.41E-04	8.72E-04	3.76E-03
Arsenic	6.83E-07	1.10E-06	4.74E-06
Iron	7.40E-04	1.19E-03	5.14E-03

Table 3.39a Chronic daily intakes for systemic toxicity for direct contact exposures by a child recreator
(continued)

----- AREA_CODE=j MEDIA=RGa Groundwater -----
(continued)

Analyte	Dermal contact while swimming	Dermal contact while wading	Direct ingestion
Manganese	3.75E-04	6.04E-04	2.60E-03
Molybdenum	1.97E-05	3.18E-05	1.37E-04
Silica			1.58E-02
Sulfate	6.01E-02	9.69E-02	4.17E-01
Thallium	1.15E-05	1.86E-05	8.01E-05
Vanadium	1.52E-05	2.45E-05	1.05E-04

----- AREA_CODE=k MEDIA=Other Groundwater -----

Analyte	Dermal contact while swimming	Dermal contact while wading	Direct ingestion
Aluminum	1.33E-03	2.14E-03	9.20E-03
Ammonia as Nitrogen	9.71E-04	1.56E-03	4.49E-03
Antimony	8.32E-06	1.34E-05	5.78E-05
Arsenic	4.30E-07	6.94E-07	2.99E-06
Barium	1.53E-05	2.47E-05	1.07E-04
Beryllium	9.48E-07	1.53E-06	6.58E-06
Cadmium	2.55E-06	4.10E-06	1.77E-05
Chromium	4.30E-06	6.93E-06	2.98E-05
Cobalt	8.40E-06	1.35E-05	5.83E-05
Fluoride	6.13E-05	9.88E-05	4.26E-04
Iron	2.58E-02	4.16E-02	1.79E-01
Kjeldahl Nitrogen			1.14E-03
Lead	2.44E-05	3.93E-05	1.69E-04
Manganese	1.87E-03	3.02E-03	1.30E-02
Mercury	1.72E-08	2.77E-08	1.19E-07
Nickel	1.54E-05	2.49E-05	1.07E-04
Nitrate as Nitrogen	2.17E-04	3.50E-04	1.51E-03
Silica			6.00E-02
Strontium	9.62E-05	1.55E-04	6.68E-04
Sulfate	2.05E-01	3.30E-01	1.42E+00
Sulfide			1.47E-03
Tetraoxo-sulfate(1-)			3.47E+00
Tin	8.29E-07	1.34E-06	5.76E-06
Uranium	5.29E-07	8.52E-07	3.67E-06
Vanadium	2.18E-05	3.51E-05	1.51E-04
Zinc	1.55E-05	2.50E-05	1.08E-04
1,1-Dichloroethane	2.38E-05	3.84E-05	1.86E-05
1,1-Dichloroethene	3.78E-05	6.10E-05	2.95E-05
1,2-Dichloroethene	1.63E-05	2.62E-05	1.06E-04
Acetone	4.53E-06	7.30E-06	5.53E-05
Di-n-butyl phthalate	1.02E-04	1.64E-04	6.15E-06
Methylene chloride	3.18E-06	5.13E-06	4.91E-06
Naphthalene	1.48E-04	2.39E-04	1.49E-05
Phenanthrene	8.60E-05	1.39E-04	2.21E-06
Trichloroethene	8.28E-05	1.33E-04	3.59E-05
Vinyl chloride	1.74E-05	2.81E-05	1.66E-05
cis-1,2-Dichloroethene	1.52E-04	2.44E-04	1.05E-04
Neptunium-237			
Radium-226			
Radon-222			
Technetium-99			
Thorium-228			
Uranium-234			
Uranium-235			

Table 3.39a Chronic daily intakes for systemic toxicity for direct contact exposures by a child recreator
(continued)

----- AREA_CODE=k MEDIA=Other Groundwater -----
(continued)

Analyte	Dermal contact while swimming	Dermal contact while wading	Direct ingestion
Uranium-238			

----- AREA_CODE=l MEDIA=McNairy Groundwater -----

Analyte	Dermal contact while swimming	Dermal contact while wading	Direct ingestion
Aluminum	6.11E-05	9.85E-05	4.24E-04
Antimony	1.49E-05	2.40E-05	1.04E-04
Nitrate as Nitrogen	1.01E-04	1.63E-04	7.04E-04
Silica			1.15E-02
Tetraoxo-sulfate(1-)			1.88E-02
Thallium	6.06E-05	9.77E-05	4.21E-04
Zinc	1.95E-05	3.14E-05	1.35E-04
Trichloroethene	1.13E-03	1.82E-03	4.90E-04
Technetium-99			

----- AREA_CODE=l MEDIA=Other Groundwater -----

Analyte	Dermal contact while swimming	Dermal contact while wading	Direct ingestion
Methylene chloride	3.58E-06	5.77E-06	5.53E-06

----- AREA_CODE=l MEDIA=RGa Groundwater -----

Analyte	Dermal contact while swimming	Dermal contact while wading	Direct ingestion
Aluminum	2.55E-04	4.11E-04	1.77E-03
Arsenic	5.18E-07	8.35E-07	3.60E-06
Barium	3.73E-05	6.01E-05	2.59E-04
Beryllium	9.43E-07	1.52E-06	6.55E-06
Cadmium	1.50E-06	2.41E-06	1.04E-05
Chromium	9.03E-06	1.46E-05	6.27E-05
Cobalt	4.10E-06	6.62E-06	2.85E-05
Fluoride	3.87E-05	6.24E-05	2.69E-04
Iron	8.41E-04	1.36E-03	5.84E-03
Lead	7.88E-06	1.27E-05	5.47E-05
Manganese	6.30E-05	1.02E-04	4.37E-04
Mercury	4.78E-08	7.70E-08	3.32E-07
Molybdenum	4.60E-06	7.42E-06	3.20E-05
Nitrate as Nitrogen	2.23E-04	3.59E-04	1.55E-03
Selenium	6.02E-07	9.70E-07	4.18E-06
Silica			1.14E-02
Sulfate	1.56E-03	2.51E-03	1.08E-02
Tetraoxo-sulfate(1-)			9.74E-03
Thallium	1.15E-05	1.86E-05	8.01E-05
Tin	3.67E-05	5.92E-05	2.55E-04
Uranium	7.46E-07	1.20E-06	5.18E-06

Table 3.39a Chronic daily intakes for systemic toxicity for direct contact exposures by a child recreator
(continued)

----- AREA_CODE=1 MEDIA=RGa Groundwater -----
(continued)

Analyte	Dermal contact while swimming	Dermal contact while wading	Direct ingestion
Vanadium	7.10E-06	1.14E-05	4.93E-05
Zinc	4.37E-06	7.04E-06	3.03E-05
1,1,2-Trichloroethane	2.67E-06	4.31E-06	2.21E-06
1,1-Dichloroethene	9.21E-05	1.48E-04	7.18E-05
1,2-Dichloroethane	9.28E-07	1.50E-06	1.22E-06
Acetone	1.48E-06	2.38E-06	1.80E-05
Bis(2-ethylhexyl)phthalate	7.45E-06	1.20E-05	2.21E-06
Butyl benzyl phthalate	1.14E-05	1.83E-05	1.11E-06
Carbon tetrachloride	5.60E-04	9.03E-04	1.77E-04
Chlorobenzene	1.31E-05	2.10E-05	2.21E-06
Chloroform	1.98E-05	3.20E-05	1.55E-05
Di-n-butyl phthalate	2.42E-04	3.90E-04	1.46E-05
Dimethylbenzene	1.14E-02	1.84E-02	8.37E-04
Ethane			6.09E-05
Ethylbenzene	5.01E-03	8.08E-03	4.70E-04
Ethylene			3.17E-04
Methylene chloride	8.95E-06	1.44E-05	1.38E-05
Tetrachloroethene	1.88E-02	3.04E-02	3.54E-04
Trichloroethene	3.55E-02	5.72E-02	1.54E-02
Vinyl chloride	5.28E-03	8.52E-03	5.03E-03
cis-1,2-Dichloroethene	3.62E-03	5.84E-03	2.52E-03
trans-1,2-Dichloroethene	2.05E-04	3.30E-04	1.33E-03
Americium-241			
Cesium-137			
Cobalt-60			
Neptunium-237			
Plutonium-239			
Radium-226			
Radon-222			
Technetium-99			
Thorium-230			
Uranium-234			
Uranium-235			
Uranium-235/236			
Uranium-238			

----- AREA_CODE=1 MEDIA=UCRS Groundwater -----

Analyte	Dermal contact while swimming	Dermal contact while wading	Direct ingestion
Aluminum	4.19E-04	6.76E-04	2.91E-03
Ammonia as Nitrogen	1.70E-05	2.74E-05	7.88E-05
Antimony	4.44E-06	7.16E-06	3.08E-05
Arsenic	2.26E-06	3.65E-06	1.57E-05
Barium	4.69E-05	7.56E-05	3.26E-04
Beryllium	2.71E-07	4.36E-07	1.88E-06
Cadmium	1.25E-06	2.02E-06	8.71E-06
Chromium	5.48E-06	8.82E-06	3.80E-05
Cobalt	3.85E-06	6.21E-06	2.68E-05
Fluoride	3.67E-05	5.92E-05	2.55E-04
Iron	7.58E-04	1.22E-03	5.26E-03
Kjeldahl Nitrogen			5.44E-03
Lead	7.41E-06	1.19E-05	5.15E-05
Manganese	8.35E-05	1.35E-04	5.80E-04
Mercury	4.78E-08	7.70E-08	3.32E-07

Table 3.39a Chronic daily intakes for systemic toxicity for direct contact exposures by a child recreator
(continued)

----- AREA_CODE=1 MEDIA=UCRS Groundwater ----- (continued)			
Analyte	Dermal contact while swimming	Dermal contact while wading	Direct ingestion
Molybdenum	1.59E-06	2.57E-06	1.11E-05
Nickel	2.14E-05	3.45E-05	1.49E-04
Nitrate as Nitrogen	1.34E-04	2.17E-04	9.34E-04
Nitrate/Nitrite	3.33E-04	5.37E-04	2.31E-03
Orthophosphate			9.20E-05
Selenium	4.14E-07	6.68E-07	2.88E-06
Silica			1.89E-02
Strontium	2.05E-04	3.30E-04	1.42E-03
Sulfate	2.09E-02	3.36E-02	1.45E-01
Sulfide			2.98E-02
Tetraoxo-sulfate(1-)			1.10E-01
Thallium	8.85E-06	1.43E-05	6.15E-05
Tin	4.14E-06	6.67E-06	2.87E-05
Uranium	1.87E-06	3.01E-06	1.30E-05
Vanadium	1.23E-05	1.99E-05	8.57E-05
Zinc	2.88E-06	4.64E-06	2.00E-05
1,1-Dichloroethene	2.83E-04	4.57E-04	2.21E-04
1,2-Dichloroethane	1.69E-06	2.72E-06	2.21E-06
1,2-Dichloroethene	6.43E-07	1.04E-06	4.17E-06
2,4-Dimethylphenol	7.70E-05	1.24E-04	4.86E-06
Benzene	2.61E-05	4.20E-05	8.62E-06
Bis(2-ethylhexyl)phthalate	3.72E-06	6.00E-06	1.11E-06
Chloroethane	1.04E-03	1.68E-03	9.06E-04
Chloroform	2.41E-05	3.88E-05	1.88E-05
Di-n-butyl phthalate	1.79E-05	2.89E-05	1.08E-06
Dimethylbenzene	1.28E-02	2.07E-02	9.41E-04
Ethane			1.37E-04
Ethylbenzene	5.66E-03	9.12E-03	5.31E-04
Ethylene			1.94E-03
Fluorene	1.54E-04	2.49E-04	4.36E-06
Isophorone	3.53E-06	5.68E-06	5.57E-06
Methylene chloride	7.30E-06	1.18E-05	1.13E-05
Naphthalene	1.55E-04	2.50E-04	1.56E-05
Phenanthrene	1.67E-04	2.69E-04	4.30E-06
Trichloroethene	8.50E-02	1.37E-01	3.69E-02
Vinyl chloride	5.81E-03	9.36E-03	5.53E-03
cis-1,2-Dichloroethene	7.80E-03	1.26E-02	5.42E-03
trans-1,2-Dichloroethene	8.52E-05	1.37E-04	5.53E-04
Americium-241			
Cobalt-60			
Neptunium-237			
Plutonium-239			
Radium-226			
Radon-222			
Technetium-99			
Thorium-228			
Uranium-234			
Uranium-235			
Uranium-235/236			
Uranium-238			

Table 3.39a Chronic daily intakes for systemic toxicity for direct contact exposures by a child recreator
(continued)

----- AREA_CODE=m MEDIA=McNairy Groundwater -----

Analyte	Dermal contact while swimming	Dermal contact while wading	Direct ingestion
Aluminum	1.04E-04	1.68E-04	7.26E-04
Arsenic	8.98E-07	1.45E-06	6.23E-06
Barium	3.16E-05	5.10E-05	2.20E-04
Beryllium	1.08E-06	1.75E-06	7.52E-06
Cadmium	2.94E-06	4.74E-06	2.04E-05
Chromium	1.31E-05	2.12E-05	9.13E-05
Cobalt	4.79E-06	7.73E-06	3.33E-05
Fluoride	4.34E-05	6.99E-05	3.01E-04
Iron	4.79E-03	7.73E-03	3.33E-02
Manganese	7.63E-05	1.23E-04	5.30E-04
Mercury	5.46E-08	8.80E-08	3.79E-07
Molybdenum	5.75E-06	9.27E-06	3.99E-05
Nickel	6.68E-06	1.08E-05	4.64E-05
Silica			1.86E-02
Sulfate	7.91E-02	1.27E-01	5.49E-01
Tetraoxo-sulfate(1-)			8.63E-03
Uranium	3.10E-07	5.00E-07	2.15E-06
Vanadium	2.38E-05	3.84E-05	1.65E-04
Zinc	6.27E-06	1.01E-05	4.35E-05
Trichloroethene	3.86E-06	6.22E-06	1.67E-06
Neptunium-237			
Plutonium-239			
Radium-226			
Radon-222			
Technetium-99			
Thorium-230			

----- AREA_CODE=m MEDIA=Other Groundwater -----

Analyte	Dermal contact while swimming	Dermal contact while wading	Direct ingestion
Aluminum	5.56E-04	8.96E-04	3.86E-03
Ammonia as Nitrogen	9.71E-04	1.56E-03	4.49E-03
Antimony	5.69E-06	9.17E-06	3.95E-05
Arsenic	4.21E-07	6.79E-07	2.93E-06
Barium	1.61E-05	2.60E-05	1.12E-04
Beryllium	4.35E-07	7.01E-07	3.02E-06
Cadmium	2.55E-06	4.10E-06	1.77E-05
Chromium	4.24E-06	6.84E-06	2.95E-05
Cobalt	1.01E-05	1.63E-05	7.04E-05
Fluoride	9.89E-05	1.59E-04	6.86E-04
Iron	7.39E-03	1.19E-02	5.13E-02
Kjeldahl Nitrogen			1.14E-03
Lead	1.95E-05	3.14E-05	1.35E-04
Manganese	6.34E-04	1.02E-03	4.40E-03
Mercury	2.89E-08	4.65E-08	2.00E-07
Nickel	1.01E-05	1.62E-05	6.99E-05
Nitrate as Nitrogen	3.26E-04	5.25E-04	2.26E-03
Silica			4.43E-02
Strontium	9.62E-05	1.55E-04	6.68E-04
Sulfate	2.05E-01	3.30E-01	1.42E+00
Sulfide			1.47E-03
Tetraoxo-sulfate(1-)			6.26E-01
Thallium	1.19E-05	1.92E-05	8.29E-05
Tin	8.29E-07	1.34E-06	5.76E-06
Uranium	4.38E-07	7.06E-07	3.04E-06

Table 3.39a Chronic daily intakes for systemic toxicity for direct contact exposures by a child recreator
(continued)

----- AREA_CODE=m MEDIA=Other Groundwater -----
(continued)

Analyte	Dermal contact while swimming	Dermal contact while wading	Direct ingestion
Vanadium	1.74E-05	2.80E-05	1.21E-04
Zinc	7.27E-06	1.17E-05	5.05E-05
1,1-Dichloroethane	2.36E-05	3.80E-05	1.84E-05
1,1-Dichloroethene	3.73E-05	6.02E-05	2.91E-05
1,2-Dichloroethene	1.63E-05	2.62E-05	1.06E-04
Acetone	4.53E-06	7.30E-06	5.53E-05
Di-n-butyl phthalate	1.02E-04	1.64E-04	6.15E-06
Methylene chloride	3.18E-06	5.13E-06	4.91E-06
Naphthalene	1.48E-04	2.39E-04	1.49E-05
Phenanthrene	8.60E-05	1.39E-04	2.21E-06
Trichloroethene	6.17E-05	9.95E-05	2.68E-05
Vinyl chloride	1.74E-05	2.81E-05	1.66E-05
cis-1,2-Dichloroethene	1.43E-04	2.31E-04	9.96E-05
Neptunium-237			
Radium-226			
Radon-222			
Technetium-99			
Thorium-228			
Thorium-230			
Uranium-234			
Uranium-235			
Uranium-238			

----- AREA_CODE=m MEDIA=RGa Groundwater -----

Analyte	Dermal contact while swimming	Dermal contact while wading	Direct ingestion
Aluminum	1.24E-04	2.01E-04	8.64E-04
Antimony	1.26E-05	2.02E-05	8.72E-05
Arsenic	4.19E-07	6.75E-07	2.91E-06
Barium	1.56E-05	2.51E-05	1.08E-04
Beryllium	1.14E-06	1.84E-06	7.91E-06
Bicarbonate			1.40E-01
Boron	4.21E-05	6.78E-05	2.92E-04
Cadmium	1.59E-06	2.56E-06	1.10E-05
Cerium			4.42E-05
Chromium	2.87E-05	4.63E-05	1.99E-04
Cobalt	4.52E-06	7.28E-06	3.14E-05
Copper	4.67E-06	7.52E-06	3.24E-05
Fluoride	2.68E-05	4.31E-05	1.86E-04
Gallium			4.97E-05
Iron	3.95E-04	6.36E-04	2.74E-03
Lead	8.10E-06	1.31E-05	5.63E-05
Lithium	6.37E-06	1.03E-05	4.42E-05
Manganese	1.68E-05	2.71E-05	1.17E-04
Mercury	1.97E-08	3.18E-08	1.37E-07
Molybdenum	4.56E-06	7.35E-06	3.17E-05
Nickel	1.04E-05	1.67E-05	7.20E-05
Nitrate as Nitrogen	1.57E-04	2.53E-04	1.09E-03
Selenium	4.04E-07	6.51E-07	2.81E-06
Silica			1.02E-02
Silver	3.64E-06	5.86E-06	2.53E-05
Sulfate	4.35E-03	7.02E-03	3.02E-02
Tetraoxo-sulfate(1-)			1.22E-02
Thallium	1.73E-05	2.79E-05	1.20E-04

Table 3.39a Chronic daily intakes for systemic toxicity for direct contact exposures by a child recreator
(continued)

----- AREA_CODE=m MEDIA=RGa Groundwater -----
(continued)

Analyte	Dermal contact while swimming	Dermal contact while wading	Direct ingestion
Thorium			2.76E-05
Titanium	5.79E-06	9.33E-06	4.02E-05
Uranium	1.83E-07	2.95E-07	1.27E-06
Vanadium	1.01E-05	1.62E-05	6.98E-05
Zinc	8.97E-06	1.45E-05	6.23E-05
Zirconium	1.59E-06	2.57E-06	1.11E-05
1,1-Dichloroethene	2.83E-05	4.57E-05	2.21E-05
1,2-Dichlorobenzene	5.53E-07	8.92E-07	6.30E-08
1,2-Dichloroethene	3.32E-07	5.35E-07	2.15E-06
1,3,5-Trimethylbenzene	7.75E-06	1.25E-05	2.21E-07
1,4-Dichlorobenzene	6.12E-07	9.86E-07	6.85E-08
2-Butanone	2.00E-06	3.22E-06	1.27E-05
4-Bromofluorobenzene			5.20E-05
4-Methyl-2-pentanone	4.74E-06	7.64E-06	9.98E-06
Acetone	1.02E-06	1.64E-06	1.24E-05
Acrylonitrile	2.23E-06	3.59E-06	1.11E-05
Benzene	3.34E-06	5.39E-06	1.11E-06
Bis(2-ethylhexyl)phthalate	2.23E-05	3.59E-05	6.61E-06
Bromomethane	5.57E-07	8.98E-07	1.11E-06
Carbazole	1.66E-04	2.67E-04	1.27E-05
Carbon tetrachloride	2.10E-06	3.39E-06	6.63E-07
Chloroform	2.83E-06	4.57E-06	2.21E-06
Chloromethane	1.34E-06	2.15E-06	2.21E-06
Chrysene	7.74E-05	1.25E-04	6.63E-07
Di-n-butyl phthalate	1.09E-04	1.76E-04	6.58E-06
Dimethylbenzene	9.05E-05	1.46E-04	6.63E-06
Ethanol			1.86E-04
Ethylbenzene	1.18E-05	1.90E-05	1.11E-06
Methylene chloride	2.58E-06	4.16E-06	3.98E-06
PCB-1254	2.33E-05	3.76E-05	4.68E-07
Polychlorinated biphenyl	5.51E-06	8.88E-06	1.11E-07
Tetrachloroethene	1.18E-04	1.90E-04	2.21E-06
Trichloroethene	1.49E-03	2.40E-03	6.47E-04
Vinyl chloride	1.16E-06	1.87E-06	1.11E-06
cis-1,2-Dichloroethene	3.50E-05	5.64E-05	2.43E-05
m,p-Xylene	8.23E-07	1.33E-06	6.04E-08
trans-1,2-Dichloroethene	8.52E-07	1.37E-06	5.53E-06
trans-1,3-Dichloropropene			1.88E-07
Americium-241			
Cesium-137			
Cobalt-60			
Neptunium-237			
Plutonium-239			
Radium-226			
Radon-222			
Technetium-99			
Thorium-230			

----- AREA_CODE=m MEDIA=UCRS Groundwater -----

Analyte	Dermal contact while swimming	Dermal contact while wading	Direct ingestion
Aluminum	5.35E-04	8.62E-04	3.72E-03
Antimony	9.15E-06	1.47E-05	6.35E-05
Arsenic	6.38E-07	1.03E-06	4.43E-06

Table 3.39a Chronic daily intakes for systemic toxicity for direct contact exposures by a child recreator
(continued)

----- AREA_CODE=m MEDIA=UCRS Groundwater -----
(continued)

Analyte	Dermal contact while swimming	Dermal contact while wading	Direct ingestion
Barium	4.48E-05	7.22E-05	3.11E-04
Cadmium	1.61E-06	2.59E-06	1.11E-05
Chromium	4.70E-06	7.58E-06	3.27E-05
Cobalt	4.20E-06	6.77E-06	2.92E-05
Copper	2.08E-05	3.36E-05	1.45E-04
Fluoride	1.04E-04	1.68E-04	7.22E-04
Iron	6.59E-04	1.06E-03	4.57E-03
Lead	8.19E-06	1.32E-05	5.69E-05
Manganese	3.26E-05	5.26E-05	2.27E-04
Mercury	1.83E-08	2.95E-08	1.27E-07
Nickel	9.86E-06	1.59E-05	6.85E-05
Nitrate as Nitrogen	2.06E-04	3.32E-04	1.43E-03
Silica			1.84E-02
Silver	3.28E-06	5.29E-06	2.28E-05
Sulfate	1.20E-02	1.94E-02	8.35E-02
Tetraoxo-sulfate(1-)			5.08E-02
Thallium	1.31E-06	2.10E-06	9.06E-06
Uranium	1.01E-05	1.63E-05	7.02E-05
Vanadium	3.61E-05	5.82E-05	2.51E-04
Zinc	2.58E-05	4.15E-05	1.79E-04
Benzene	1.06E-05	1.70E-05	3.49E-06
Bromodichloromethane	8.31E-06	1.34E-05	9.95E-06
Chloroform	1.52E-05	2.45E-05	1.19E-05
Dibromochloromethane	1.24E-06	2.00E-06	2.21E-06
Ethanol			2.65E-05
Methylene chloride	3.04E-06	4.90E-06	4.69E-06
Trichloroethene	9.56E-06	1.54E-05	4.15E-06
Cesium-137			
Cobalt-60			
Neptunium-237			
Plutonium-239			
Radium-226			
Radon-222			
Technetium-99			

----- AREA_CODE=n MEDIA=McNairy Groundwater -----

Analyte	Dermal contact while swimming	Dermal contact while wading	Direct ingestion
Aluminum	2.46E-04	3.96E-04	1.71E-03
Antimony	1.30E-05	2.10E-05	9.03E-05
Arsenic	7.44E-07	1.20E-06	5.17E-06
Barium	3.00E-05	4.83E-05	2.08E-04
Beryllium	1.09E-06	1.76E-06	7.58E-06
Cadmium	3.04E-06	4.89E-06	2.11E-05
Chromium	5.07E-06	8.17E-06	3.52E-05
Cobalt	4.74E-06	7.65E-06	3.29E-05
Fluoride	3.79E-05	6.11E-05	2.63E-04
Iron	1.42E-03	2.29E-03	9.88E-03
Manganese	6.06E-05	9.77E-05	4.21E-04
Mercury	3.83E-08	6.18E-08	2.66E-07
Molybdenum	5.54E-06	8.94E-06	3.85E-05
Nickel	6.73E-06	1.08E-05	4.67E-05
Nitrate as Nitrogen	8.98E-05	1.45E-04	6.24E-04
Silica			1.55E-02

Table 3.39a Chronic daily intakes for systemic toxicity for direct contact exposures by a child recreator
(continued)

----- AREA_CODE=n MEDIA=McNairy Groundwater -----
(continued)

Analyte	Dermal contact while swimming	Dermal contact while wading	Direct ingestion
Sulfate	6.00E-02	9.67E-02	4.17E-01
Tetraoxo-sulfate(1-)			8.28E-03
Thallium	1.42E-05	2.28E-05	9.84E-05
Uranium	2.68E-07	4.32E-07	1.86E-06
Vanadium	1.89E-05	3.04E-05	1.31E-04
Zinc	1.01E-05	1.63E-05	7.02E-05
Trichloroethene	4.25E-04	6.84E-04	1.84E-04
Neptunium-237			
Plutonium-239			
Radium-226			
Radon-222			
Technetium-99			
Thorium-230			

----- AREA_CODE=n MEDIA=Other Groundwater -----

Analyte	Dermal contact while swimming	Dermal contact while wading	Direct ingestion
Aluminum	5.56E-04	8.96E-04	3.86E-03
Ammonia as Nitrogen	9.71E-04	1.56E-03	4.49E-03
Antimony	5.69E-06	9.17E-06	3.95E-05
Arsenic	4.21E-07	6.79E-07	2.93E-06
Barium	1.61E-05	2.60E-05	1.12E-04
Beryllium	4.35E-07	7.01E-07	3.02E-06
Cadmium	2.55E-06	4.10E-06	1.77E-05
Chromium	4.24E-06	6.84E-06	2.95E-05
Cobalt	1.01E-05	1.63E-05	7.04E-05
Fluoride	9.89E-05	1.59E-04	6.86E-04
Iron	7.39E-03	1.19E-02	5.13E-02
Kjeldahl Nitrogen			1.14E-03
Lead	1.95E-05	3.14E-05	1.35E-04
Manganese	6.34E-04	1.02E-03	4.40E-03
Mercury	2.89E-08	4.65E-08	2.00E-07
Nickel	1.01E-05	1.62E-05	6.99E-05
Nitrate as Nitrogen	3.26E-04	5.25E-04	2.26E-03
Silica			4.43E-02
Strontium	9.62E-05	1.55E-04	6.68E-04
Sulfate	2.05E-01	3.30E-01	1.42E+00
Sulfide			1.47E-03
Tetraoxo-sulfate(1-)			6.26E-01
Thallium	1.19E-05	1.92E-05	8.29E-05
Tin	8.29E-07	1.34E-06	5.76E-06
Uranium	4.38E-07	7.06E-07	3.04E-06
Vanadium	1.74E-05	2.80E-05	1.21E-04
Zinc	7.27E-06	1.17E-05	5.05E-05
1,1-Dichloroethane	2.33E-05	3.75E-05	1.82E-05
1,1-Dichloroethene	3.69E-05	5.94E-05	2.88E-05
1,2-Dichloroethene	1.38E-05	2.22E-05	8.93E-05
Acetone	4.53E-06	7.30E-06	5.53E-05
Di-n-butyl phthalate	1.02E-04	1.64E-04	6.15E-06
Methylene chloride	3.04E-06	4.90E-06	4.69E-06
Naphthalene	1.48E-04	2.39E-04	1.49E-05
Phenanthrene	8.60E-05	1.39E-04	2.21E-06
Trichloroethene	6.13E-05	9.88E-05	2.66E-05
Vinyl chloride	1.74E-05	2.81E-05	1.66E-05

Table 3.39a Chronic daily intakes for systemic toxicity for direct contact exposures by a child recreator
(continued)

----- AREA_CODE=n MEDIA=Other Groundwater -----
(continued)

Analyte	Dermal contact while swimming	Dermal contact while wading	Direct ingestion
cis-1,2-Dichloroethene	1.43E-04	2.31E-04	9.96E-05
Neptunium-237			
Radium-226			
Radon-222			
Technetium-99			
Thorium-228			
Thorium-230			
Uranium-234			
Uranium-235			
Uranium-238			

----- AREA_CODE=n MEDIA=RGa Groundwater -----

Analyte	Dermal contact while swimming	Dermal contact while wading	Direct ingestion
Aluminum	1.66E-04	2.68E-04	1.15E-03
Antimony	1.22E-05	1.97E-05	8.49E-05
Arsenic	4.57E-07	7.36E-07	3.17E-06
Barium	1.57E-05	2.53E-05	1.09E-04
Beryllium	1.07E-06	1.73E-06	7.46E-06
Bicarbonate			1.40E-01
Boron	4.21E-05	6.78E-05	2.92E-04
Cadmium	1.51E-06	2.44E-06	1.05E-05
Cerium			4.42E-05
Chromium	1.95E-05	3.15E-05	1.36E-04
Cobalt	4.37E-06	7.04E-06	3.04E-05
Copper	4.08E-06	6.58E-06	2.84E-05
Fluoride	3.09E-05	4.98E-05	2.15E-04
Gallium			4.97E-05
Iron	5.06E-04	8.15E-04	3.51E-03
Lead	7.85E-06	1.27E-05	5.45E-05
Lithium	6.37E-06	1.03E-05	4.42E-05
Manganese	3.45E-05	5.56E-05	2.40E-04
Mercury	4.46E-08	7.19E-08	3.10E-07
Molybdenum	4.53E-06	7.30E-06	3.15E-05
Nickel	1.01E-05	1.63E-05	7.01E-05
Nitrate as Nitrogen	1.75E-04	2.81E-04	1.21E-03
Selenium	4.91E-07	7.91E-07	3.41E-06
Silica			1.07E-02
Silver	3.70E-06	5.96E-06	2.57E-05
Sulfate	3.78E-03	6.10E-03	2.63E-02
Tetraoxo-sulfate(1-)			1.09E-02
Thallium	1.59E-05	2.56E-05	1.10E-04
Thorium			2.76E-05
Tin	6.36E-06	1.02E-05	4.42E-05
Titanium	5.79E-06	9.33E-06	4.02E-05
Uranium	4.21E-07	6.78E-07	2.92E-06
Vanadium	9.29E-06	1.50E-05	6.45E-05
Zinc	7.69E-06	1.24E-05	5.34E-05
Zirconium	1.59E-06	2.57E-06	1.11E-05
1,1,2-Trichloroethane	2.67E-06	4.31E-06	2.21E-06
1,1-Dichloroethene	9.21E-05	1.48E-04	7.18E-05
1,2-Dichlorobenzene	5.53E-07	8.92E-07	6.30E-08
1,2-Dichloroethane	9.28E-07	1.50E-06	1.22E-06
1,2-Dichloroethene	3.06E-07	4.93E-07	1.99E-06

Table 3.39a Chronic daily intakes for systemic toxicity for direct contact exposures by a child recreator
(continued)

----- AREA_CODE=n MEDIA=RGa Groundwater -----
(continued)

Analyte	Dermal contact while swimming	Dermal contact while wading	Direct ingestion
1,3,5-Trimethylbenzene	7.75E-06	1.25E-05	2.21E-07
1,4-Dichlorobenzene	6.12E-07	9.86E-07	6.85E-08
2-Butanone	1.64E-05	2.64E-05	1.04E-04
4-Bromofluorobenzene			5.20E-05
4-Methyl-2-pentanone	8.93E-06	1.44E-05	1.88E-05
Acetone	8.48E-06	1.37E-05	1.04E-04
Acrylonitrile	2.23E-06	3.59E-06	1.11E-05
Benzene	3.34E-06	5.39E-06	1.11E-06
Bis(2-ethylhexyl)phthalate	2.02E-05	3.25E-05	5.99E-06
Bromomethane	5.57E-07	8.98E-07	1.11E-06
Butyl benzyl phthalate	1.14E-05	1.83E-05	1.11E-06
Carbazole	8.34E-05	1.34E-04	6.38E-06
Carbon tetrachloride	5.60E-04	9.03E-04	1.77E-04
Chlorobenzene	1.31E-05	2.10E-05	2.21E-06
Chloroform	1.98E-05	3.20E-05	1.55E-05
Chloromethane	1.34E-06	2.15E-06	2.21E-06
Chrysene	7.74E-05	1.25E-04	6.63E-07
Di-n-butyl phthalate	1.80E-04	2.90E-04	1.09E-05
Dimethylbenzene	4.90E-03	7.90E-03	3.59E-04
Ethane			3.63E-05
Ethanol			1.86E-04
Ethylbenzene	2.18E-03	3.52E-03	2.05E-04
Ethylene			1.09E-04
Methylene chloride	3.14E-05	5.07E-05	4.85E-05
PCB-1254	2.46E-05	3.97E-05	4.94E-07
Polychlorinated biphenyl	5.51E-06	8.88E-06	1.11E-07
Tetrachloroethene	1.88E-02	3.04E-02	3.54E-04
Trichloroethene	1.71E-02	2.75E-02	7.42E-03
Vinyl chloride	2.03E-03	3.28E-03	1.93E-03
cis-1,2-Dichloroethene	1.48E-03	2.38E-03	1.03E-03
m,p-Xylene	1.46E-06	2.36E-06	1.07E-07
trans-1,2-Dichloroethene	1.52E-04	2.44E-04	9.83E-04
trans-1,3-Dichloropropene			1.88E-07
Americium-241			
Cesium-137			
Cobalt-60			
Neptunium-237			
Plutonium-239			
Radium-226			
Radon-222			
Technetium-99			
Thorium-230			
Uranium-234			
Uranium-235			
Uranium-235/236			
Uranium-238			

----- AREA_CODE=n MEDIA=UCRS Groundwater -----

Analyte	Dermal contact while swimming	Dermal contact while wading	Direct ingestion
Aluminum	4.14E-04	6.68E-04	2.88E-03
Ammonia as Nitrogen	1.70E-05	2.74E-05	7.88E-05
Antimony	7.91E-06	1.28E-05	5.49E-05
Arsenic	1.93E-06	3.11E-06	1.34E-05

Table 3.39a Chronic daily intakes for systemic toxicity for direct contact exposures by a child recreator
(continued)

----- AREA_CODE=n MEDIA=UCRS Groundwater -----			
(continued)			
Analyte	Dermal contact while swimming	Dermal contact while wading	Direct ingestion
Barium	4.42E-05	7.13E-05	3.07E-04
Beryllium	2.71E-07	4.36E-07	1.88E-06
Cadmium	1.28E-06	2.06E-06	8.87E-06
Chromium	5.26E-06	8.48E-06	3.65E-05
Cobalt	3.91E-06	6.30E-06	2.71E-05
Copper	7.72E-06	1.24E-05	5.36E-05
Fluoride	7.04E-05	1.13E-04	4.89E-04
Iron	6.66E-04	1.07E-03	4.62E-03
Kjeldahl Nitrogen			5.44E-03
Lead	7.67E-06	1.24E-05	5.33E-05
Manganese	1.26E-04	2.03E-04	8.75E-04
Mercury	7.96E-08	1.28E-07	5.53E-07
Molybdenum	1.59E-06	2.57E-06	1.11E-05
Nickel	1.71E-05	2.76E-05	1.19E-04
Nitrate as Nitrogen	1.27E-04	2.05E-04	8.85E-04
Nitrate/Nitrite	3.33E-04	5.37E-04	2.31E-03
Orthophosphate			9.20E-05
Selenium	4.11E-07	6.62E-07	2.85E-06
Silica			1.83E-02
Silver	3.35E-06	5.40E-06	2.33E-05
Strontium	2.05E-04	3.30E-04	1.42E-03
Sulfate	1.96E-02	3.15E-02	1.36E-01
Sulfide			2.98E-02
Tetraoxo-sulfate(1-)			1.03E-01
Thallium	8.27E-06	1.33E-05	5.75E-05
Tin	4.14E-06	6.67E-06	2.87E-05
Uranium	3.82E-06	6.16E-06	2.65E-05
Vanadium	1.28E-05	2.06E-05	8.89E-05
Zinc	8.36E-06	1.35E-05	5.80E-05
1,1-Dichloroethene	2.83E-04	4.57E-04	2.21E-04
1,2-Dichloroethane	1.69E-06	2.72E-06	2.21E-06
1,2-Dichloroethene	1.04E-06	1.68E-06	6.76E-06
2,4-Dimethylphenol	7.70E-05	1.24E-04	4.86E-06
Benzene	2.61E-05	4.20E-05	8.62E-06
Bis(2-ethylhexyl)phthalate	3.72E-06	6.00E-06	1.11E-06
Bromodichloromethane	8.31E-06	1.34E-05	9.95E-06
Chloroethane	8.80E-05	1.42E-04	7.64E-05
Chloroform	3.40E-05	5.48E-05	2.65E-05
Di-n-butyl phthalate	1.79E-05	2.89E-05	1.08E-06
Dibromochloromethane	1.24E-06	2.00E-06	2.21E-06
Dimethylbenzene	9.03E-03	1.46E-02	6.62E-04
Ethane			1.37E-04
Ethanol			2.65E-05
Ethylbenzene	3.99E-03	6.43E-03	3.75E-04
Ethylene			1.94E-03
Fluorene	1.54E-04	2.49E-04	4.36E-06
Isophorone	3.53E-06	5.68E-06	5.57E-06
Methylene chloride	3.22E-06	5.19E-06	4.97E-06
Naphthalene	1.55E-04	2.50E-04	1.56E-05
Phenanthrene	1.67E-04	2.69E-04	4.30E-06
Trichloroethene	6.41E-02	1.03E-01	2.78E-02
Vinyl chloride	5.81E-03	9.36E-03	5.53E-03
cis-1,2-Dichloroethene	6.12E-03	9.86E-03	4.25E-03
trans-1,2-Dichloroethene	8.52E-05	1.37E-04	5.53E-04
Americium-241			
Cesium-137			
Cobalt-60			
Neptunium-237			
Plutonium-239			

Table 3.39a Chronic daily intakes for systemic toxicity for direct contact exposures by a child recreator
(continued)

----- AREA_CODE=n MEDIA=UCRS Groundwater -----			
(continued)			
Analyte	Dermal contact while swimming	Dermal contact while wading	Direct ingestion
Radium-226			
Radon-222			
Technetium-99			
Thorium-228			
Uranium-234			
Uranium-235			
Uranium-235/236			
Uranium-238			

Table 3.39b Chronic daily intakes for systemic toxicity for direct contact exposures by a teen recreator

----- AREA_CODE=a MEDIA=RGa Groundwater -----

Analyte	Dermal contact while swimming	Dermal contact while wading	Direct ingestion
Aluminum	1.01E-04	1.72E-04	3.75E-04
Arsenic	3.58E-07	6.10E-07	1.33E-06
Barium	1.38E-05	2.35E-05	5.10E-05
Chromium	4.47E-06	7.63E-06	1.66E-05
Fluoride	3.10E-05	5.28E-05	1.15E-04
Iron	2.20E-04	3.76E-04	8.16E-04
Manganese	1.59E-05	2.71E-05	5.88E-05
Tetraoxo-sulfate(1-)			8.06E-03
Thallium	2.40E-05	4.08E-05	8.87E-05
Vanadium	1.49E-05	2.55E-05	5.53E-05
Zinc	1.85E-06	3.15E-06	6.85E-06
1,1-Dichloroethene	2.15E-05	3.67E-05	8.95E-06
Carbon tetrachloride	3.11E-04	5.30E-04	5.23E-05
Chloroform	1.79E-06	3.05E-06	7.45E-07
Tetrachloroethene	8.56E-03	1.46E-02	8.57E-05
Trichloroethene	7.41E-01	1.26E+00	1.71E-01
cis-1,2-Dichloroethene	1.03E-04	1.76E-04	3.81E-05
trans-1,2-Dichloroethene	1.62E-05	2.76E-05	5.61E-05
Cesium-137			
Neptunium-237			
Technetium-99			
Thorium-230			

----- AREA_CODE=a MEDIA=UCRS Groundwater -----

Analyte	Dermal contact while swimming	Dermal contact while wading	Direct ingestion
Aluminum	2.29E-04	3.90E-04	8.48E-04
Antimony	2.81E-06	4.79E-06	1.04E-05
Arsenic	2.79E-07	4.75E-07	1.03E-06
Barium	4.81E-06	8.20E-06	1.78E-05
Beryllium	5.60E-08	9.54E-08	2.07E-07
Chromium	1.43E-06	2.44E-06	5.29E-06
Cobalt	2.01E-07	3.43E-07	7.45E-07
Iron	3.39E-04	5.78E-04	1.25E-03
Lead	6.94E-06	1.18E-05	2.57E-05
Manganese	5.79E-06	9.87E-06	2.14E-05
Nickel	9.13E-06	1.56E-05	3.38E-05
Silica			8.34E-03
Tetraoxo-sulfate(1-)			2.33E-02
Uranium	1.61E-06	2.75E-06	5.97E-06
Vanadium	9.59E-06	1.64E-05	3.55E-05
Zinc	2.00E-06	3.42E-06	7.42E-06
1,1-Dichloroethene	1.43E-06	2.44E-06	5.96E-07
Bis(2-ethylhexyl)phthalate	2.35E-06	4.02E-06	3.73E-07
Chloroform	1.16E-05	1.99E-05	4.85E-06
Trichloroethene	1.34E-01	2.28E-01	3.09E-02
cis-1,2-Dichloroethene	1.31E-04	2.23E-04	4.85E-05
trans-1,2-Dichloroethene	4.65E-06	7.93E-06	1.61E-05
Neptunium-237			
Radon-222			
Technetium-99			

Table 3.39b Chronic daily intakes for systemic toxicity for direct contact exposures by a teen recreator
(continued)

----- AREA_CODE=b MEDIA=McNairy Groundwater -----

Analyte	Dermal contact while swimming	Dermal contact while wading	Direct ingestion
Aluminum	8.47E-05	1.45E-04	3.14E-04
Antimony	1.08E-05	1.84E-05	3.99E-05
Nitrate as Nitrogen	6.98E-05	1.19E-04	2.59E-04
Silica			2.99E-03
Tetraoxo-sulfate(1-)			3.68E-03
Trichloroethene	9.66E-04	1.65E-03	2.24E-04
Technetium-99			

----- AREA_CODE=b MEDIA=RGa Groundwater -----

Analyte	Dermal contact while swimming	Dermal contact while wading	Direct ingestion
Aluminum	1.53E-04	2.62E-04	5.68E-04
Arsenic	3.36E-07	5.74E-07	1.25E-06
Barium	2.19E-05	3.73E-05	8.11E-05
Beryllium	6.47E-07	1.10E-06	2.40E-06
Cadmium	8.72E-07	1.49E-06	3.23E-06
Chromium	3.44E-06	5.87E-06	1.27E-05
Cobalt	2.67E-06	4.55E-06	9.88E-06
Fluoride	1.57E-05	2.68E-05	5.82E-05
Iron	5.13E-04	8.74E-04	1.90E-03
Lead	4.16E-06	7.10E-06	1.54E-05
Manganese	4.01E-05	6.84E-05	1.48E-04
Mercury	3.02E-08	5.15E-08	1.12E-07
Nitrate as Nitrogen	1.67E-04	2.84E-04	6.17E-04
Selenium	4.23E-07	7.22E-07	1.57E-06
Silica			3.80E-03
Sulfate	8.95E-04	1.53E-03	3.31E-03
Tetraoxo-sulfate(1-)			2.77E-03
Tin	1.51E-05	2.58E-05	5.61E-05
Uranium	6.31E-07	1.08E-06	2.34E-06
Vanadium	4.03E-06	6.87E-06	1.49E-05
Zinc	2.76E-06	4.71E-06	1.02E-05
1,1,2-Trichloroethane	1.69E-06	2.88E-06	7.45E-07
1,1-Dichloroethene	1.16E-06	1.99E-06	4.85E-07
1,2-Dichloroethane	5.87E-07	1.00E-06	4.10E-07
Acetone	1.08E-06	1.84E-06	7.04E-06
Carbon tetrachloride	3.54E-05	6.04E-05	5.96E-06
Chlorobenzene	8.25E-06	1.41E-05	7.45E-07
Chloroform	1.25E-05	2.14E-05	5.22E-06
Di-n-butyl phthalate	9.26E-05	1.58E-04	2.98E-06
Ethane			3.13E-05
Ethylene			2.26E-04
Methylene chloride	1.01E-06	1.72E-06	8.30E-07
Tetrachloroethene	1.19E-02	2.03E-02	1.19E-04
Trichloroethene	3.93E-03	6.70E-03	9.09E-04
Vinyl chloride	8.32E-04	1.42E-03	4.22E-04
cis-1,2-Dichloroethene	6.56E-04	1.12E-03	2.43E-04
Americium-241			
Cesium-137			
Cobalt-60			
Plutonium-239			
Radium-226			
Radon-222			
Technetium-99			
Thorium-230			

Table 3.39b Chronic daily intakes for systemic toxicity for direct contact exposures by a teen recreator
(continued)

----- AREA_CODE=b MEDIA=RGa Groundwater -----
(continued)

Analyte	Dermal contact while swimming	Dermal contact while wading	Direct ingestion
Uranium-234			
Uranium-235			
Uranium-235/236			
Uranium-238			

----- AREA_CODE=b MEDIA=UCRS Groundwater -----

Analyte	Dermal contact while swimming	Dermal contact while wading	Direct ingestion
Aluminum	2.52E-04	4.30E-04	9.35E-04
Arsenic	1.83E-06	3.11E-06	6.76E-06
Barium	1.76E-05	3.00E-05	6.51E-05
Beryllium	4.03E-08	6.86E-08	1.49E-07
Cadmium	6.44E-07	1.10E-06	2.39E-06
Chromium	3.75E-06	6.40E-06	1.39E-05
Cobalt	7.55E-07	1.29E-06	2.80E-06
Fluoride	2.60E-05	4.44E-05	9.64E-05
Iron	3.31E-04	5.64E-04	1.22E-03
Lead	1.81E-07	3.09E-07	6.71E-07
Manganese	2.55E-05	4.36E-05	9.46E-05
Mercury	3.02E-08	5.15E-08	1.12E-07
Molybdenum	1.01E-06	1.72E-06	3.73E-06
Nickel	3.14E-05	5.36E-05	1.16E-04
Nitrate as Nitrogen	6.55E-05	1.12E-04	2.42E-04
Selenium	2.63E-07	4.49E-07	9.75E-07
Silica			7.60E-03
Sulfate	1.55E-02	2.64E-02	5.73E-02
Tetraoxo-sulfate(1-)			3.73E-02
Thallium	2.31E-06	3.93E-06	8.55E-06
Tin	2.62E-06	4.46E-06	9.69E-06
Uranium	7.61E-07	1.30E-06	2.82E-06
Vanadium	9.84E-06	1.68E-05	3.64E-05
Zinc	1.95E-06	3.32E-06	7.21E-06
1,1-Dichloroethene	2.33E-06	3.97E-06	9.68E-07
1,2-Dichloroethene	9.02E-07	1.54E-06	3.12E-06
2,4-Dimethylphenol	3.16E-05	5.40E-05	1.07E-06
Benzene	1.65E-05	2.81E-05	2.91E-06
Chloroethane	1.71E-04	2.92E-04	7.93E-05
Di-n-butyl phthalate	6.60E-06	1.13E-05	2.13E-07
Dimethylbenzene	6.86E-05	1.17E-04	2.68E-06
Ethane			5.58E-05
Ethylbenzene	6.48E-06	1.10E-05	3.24E-07
Ethylene			7.91E-04
Isophorone	1.89E-06	3.23E-06	1.59E-06
Trichloroethene	4.58E-02	7.81E-02	1.06E-02
Vinyl chloride	6.60E-05	1.13E-04	3.35E-05
cis-1,2-Dichloroethene	1.12E-03	1.92E-03	4.17E-04
trans-1,2-Dichloroethene	5.50E-07	9.37E-07	1.90E-06
Americium-241			
Cobalt-60			
Neptunium-237			
Plutonium-239			
Radium-226			
Radon-222			
Technetium-99			

Table 3.39b Chronic daily intakes for systemic toxicity for direct contact exposures by a teen recreator
(continued)

----- AREA_CODE=b MEDIA=UCRS Groundwater -----
(continued)

Analyte	Dermal contact while swimming	Dermal contact while wading	Direct ingestion
Uranium-234			
Uranium-235			
Uranium-235/236			
Uranium-238			

----- AREA_CODE=c MEDIA=RGa Groundwater -----

Analyte	Dermal contact while swimming	Dermal contact while wading	Direct ingestion
Aluminum	3.77E-04	6.43E-04	1.40E-03
Barium	1.16E-05	1.98E-05	4.30E-05
Chromium	2.10E-05	3.59E-05	7.79E-05
Iron	6.79E-04	1.16E-03	2.52E-03
Manganese	3.02E-05	5.16E-05	1.12E-04
Molybdenum	3.74E-06	6.37E-06	1.38E-05
Silica			4.61E-03
Sulfate	1.77E-03	3.02E-03	6.57E-03
Tetraoxo-sulfate(1-)			6.94E-03
Zinc	3.36E-06	5.73E-06	1.24E-05
1,1-Dichloroethene	8.23E-06	1.40E-05	3.42E-06
Chloroform	4.48E-06	7.64E-06	1.86E-06
Trichloroethene	6.72E-04	1.15E-03	1.56E-04
cis-1,2-Dichloroethene	6.23E-06	1.06E-05	2.31E-06
Radon-222			
Technetium-99			

----- AREA_CODE=c MEDIA=UCRS Groundwater -----

Analyte	Dermal contact while swimming	Dermal contact while wading	Direct ingestion
Aluminum	1.84E-04	3.14E-04	6.82E-04
Barium	6.66E-06	1.14E-05	2.47E-05
Iron	1.91E-04	3.26E-04	7.08E-04
Manganese	1.32E-05	2.25E-05	4.90E-05
Silica			1.03E-02
Tetraoxo-sulfate(1-)			2.20E-02
Vanadium	3.35E-06	5.71E-06	1.24E-05
Zinc	2.28E-06	3.89E-06	8.44E-06
Benzene	2.11E-06	3.60E-06	3.73E-07
Chloroform	1.07E-05	1.83E-05	4.47E-06
Trichloroethene	4.46E-06	7.61E-06	1.03E-06
Technetium-99			

Table 3.39b Chronic daily intakes for systemic toxicity for direct contact exposures by a teen recreator
(continued)

----- AREA_CODE=d MEDIA=McNairy Groundwater -----			
Analyte	Dermal contact while swimming	Dermal contact while wading	Direct ingestion
Silica			5.73E-03
Tetraoxo-sulfate(1-)			5.24E-03
Thallium	3.36E-05	5.73E-05	1.25E-04
Zinc	1.40E-05	2.38E-05	5.18E-05
Trichloroethene	2.70E-06	4.60E-06	6.25E-07
----- AREA_CODE=d MEDIA=Other Groundwater -----			
Analyte	Dermal contact while swimming	Dermal contact while wading	Direct ingestion
Methylene chloride	2.26E-06	3.86E-06	1.86E-06
----- AREA_CODE=d MEDIA=RGa Groundwater -----			
Analyte	Dermal contact while swimming	Dermal contact while wading	Direct ingestion
Aluminum	1.25E-04	2.14E-04	4.64E-04
Arsenic	4.01E-07	6.83E-07	1.48E-06
Barium	2.50E-05	4.27E-05	9.27E-05
Chromium	3.53E-06	6.01E-06	1.31E-05
Cobalt	2.38E-06	4.06E-06	8.82E-06
Fluoride	1.61E-05	2.75E-05	5.97E-05
Iron	2.05E-04	3.49E-04	7.58E-04
Lead	6.77E-06	1.15E-05	2.51E-05
Manganese	1.17E-04	2.00E-04	4.33E-04
Silica			4.41E-03
Tetraoxo-sulfate(1-)			3.02E-03
Tin	8.05E-05	1.37E-04	2.98E-04
Uranium	2.27E-07	3.88E-07	8.42E-07
Vanadium	6.33E-06	1.08E-05	2.35E-05
Zinc	2.10E-06	3.57E-06	7.76E-06
Bis(2-ethylhexyl)phthalate	4.71E-06	8.03E-06	7.45E-07
Butyl benzyl phthalate	7.18E-06	1.22E-05	3.73E-07
Di-n-butyl phthalate	8.46E-05	1.44E-04	2.73E-06
Dimethylbenzene	7.66E-04	1.31E-03	3.00E-05
Ethylbenzene	2.95E-04	5.03E-04	1.48E-05
Methylene chloride	1.87E-05	3.19E-05	1.54E-05
Tetrachloroethene	1.86E-04	3.17E-04	1.86E-06
Trichloroethene	1.38E-03	2.35E-03	3.19E-04
cis-1,2-Dichloroethene	2.92E-05	4.98E-05	1.08E-05
Americium-241			
Cesium-137			
Cobalt-60			
Plutonium-239			
Radium-226			
Radon-222			
Technetium-99			
Uranium-234			
Uranium-238			

Table 3.39b Chronic daily intakes for systemic toxicity for direct contact exposures by a teen recreator
(continued)

----- AREA_CODE=d MEDIA=UCRS Groundwater -----

Analyte	Dermal contact while swimming	Dermal contact while wading	Direct ingestion
Aluminum	4.71E-04	8.04E-04	1.75E-03
Ammonia as Nitrogen	1.08E-05	1.83E-05	2.66E-05
Antimony	2.59E-06	4.41E-06	9.58E-06
Arsenic	3.70E-07	6.32E-07	1.37E-06
Barium	2.56E-05	4.37E-05	9.50E-05
Beryllium	1.71E-07	2.92E-07	6.34E-07
Cadmium	1.21E-06	2.06E-06	4.47E-06
Chromium	2.84E-06	4.84E-06	1.05E-05
Cobalt	2.44E-06	4.17E-06	9.05E-06
Fluoride	2.22E-05	3.78E-05	8.21E-05
Iron	7.59E-03	1.29E-02	2.81E-02
Kjeldahl Nitrogen			1.83E-03
Lead	3.48E-06	5.93E-06	1.29E-05
Manganese	2.72E-03	4.63E-03	1.01E-02
Mercury	1.05E-08	1.80E-08	3.91E-08
Nickel	3.45E-06	5.88E-06	1.28E-05
Nitrate as Nitrogen	1.87E-04	3.19E-04	6.92E-04
Nitrate/Nitrite	3.96E-04	6.76E-04	1.47E-03
Orthophosphate			3.10E-05
Selenium	3.34E-07	5.70E-07	1.24E-06
Silica			4.90E-03
Strontium	1.30E-04	2.21E-04	4.80E-04
Sulfate	2.74E-03	4.67E-03	1.01E-02
Sulfide			1.00E-02
Tetraoxo-sulfate(1-)			3.87E-02
Uranium	3.43E-06	5.85E-06	1.27E-05
Vanadium	1.93E-05	3.29E-05	7.15E-05
Zinc	2.21E-06	3.77E-06	8.20E-06
1,1-Dichloroethene	1.35E-05	2.30E-05	5.61E-06
1,2-Dichloroethane	1.07E-06	1.82E-06	7.45E-07
1,2-Dichloroethene	2.69E-07	4.59E-07	9.32E-07
Benzene	1.06E-05	1.80E-05	1.86E-06
Dimethylbenzene	1.32E-03	2.26E-03	5.17E-05
Ethylbenzene	7.36E-04	1.26E-03	3.68E-05
Fluorene	1.13E-04	1.92E-04	1.70E-06
Methylene chloride	2.75E-06	4.69E-06	2.26E-06
Naphthalene	5.05E-05	8.62E-05	2.71E-06
Phenanthrene	1.20E-04	2.05E-04	1.65E-06
Trichloroethene	8.03E-03	1.37E-02	1.86E-03
cis-1,2-Dichloroethene	7.42E-06	1.27E-05	2.75E-06
Neptunium-237			
Radon-222			
Technetium-99			
Thorium-228			
Uranium-234			
Uranium-235			
Uranium-238			

----- AREA_CODE=e MEDIA=McNairy Groundwater -----

Analyte	Dermal contact while swimming	Dermal contact while wading	Direct ingestion
Aluminum	8.94E-05	1.52E-04	3.31E-04
Arsenic	1.46E-06	2.49E-06	5.40E-06
Barium	2.80E-05	4.78E-05	1.04E-04
Beryllium	1.03E-06	1.75E-06	3.81E-06

Table 3.39b Chronic daily intakes for systemic toxicity for direct contact exposures by a teen recreator
(continued)

----- AREA_CODE=e MEDIA=McNairy Groundwater -----
(continued)

Analyte	Dermal contact while swimming	Dermal contact while wading	Direct ingestion
Cadmium	2.11E-06	3.60E-06	7.83E-06
Chromium	1.23E-05	2.10E-05	4.56E-05
Cobalt	3.90E-06	6.65E-06	1.44E-05
Fluoride	3.08E-05	5.25E-05	1.14E-04
Iron	1.50E-03	2.57E-03	5.57E-03
Manganese	5.06E-05	8.63E-05	1.88E-04
Nickel	5.31E-06	9.06E-06	1.97E-05
Silica			7.71E-03
Sulfate	1.17E-01	2.00E-01	4.35E-01
Tetraoxo-sulfate(1-)			3.29E-03
Uranium	5.00E-07	8.53E-07	1.85E-06
Vanadium	4.56E-05	7.77E-05	1.69E-04
Zinc	1.63E-05	2.77E-05	6.02E-05
Trichloroethene	2.98E-06	5.09E-06	6.91E-07
Radon-222			
Technetium-99			

----- AREA_CODE=e MEDIA=RGa Groundwater -----

Analyte	Dermal contact while swimming	Dermal contact while wading	Direct ingestion
Aluminum	6.37E-05	1.09E-04	2.36E-04
Arsenic	2.53E-07	4.32E-07	9.38E-07
Barium	1.87E-05	3.19E-05	6.92E-05
Beryllium	6.02E-07	1.03E-06	2.23E-06
Cadmium	1.62E-06	2.77E-06	6.02E-06
Cobalt	2.67E-06	4.55E-06	9.88E-06
Copper	3.88E-06	6.61E-06	1.44E-05
Fluoride	1.59E-05	2.71E-05	5.89E-05
Iron	2.83E-04	4.83E-04	1.05E-03
Manganese	6.71E-06	1.14E-05	2.48E-05
Molybdenum	2.96E-06	5.05E-06	1.10E-05
Silica			3.27E-03
Silver	3.63E-06	6.20E-06	1.35E-05
Sulfate	3.94E-03	6.71E-03	1.46E-02
Tetraoxo-sulfate(1-)			3.31E-03
Thallium	8.60E-06	1.47E-05	3.18E-05
Uranium	1.30E-07	2.22E-07	4.82E-07
Vanadium	8.21E-06	1.40E-05	3.04E-05
Zinc	3.57E-06	6.09E-06	1.32E-05
2-Butanone	1.86E-05	3.18E-05	6.34E-05
Dimethylbenzene	5.72E-05	9.75E-05	2.24E-06
Trichloroethene	2.24E-03	3.83E-03	5.20E-04
trans-1,2-Dichloroethene	5.39E-07	9.19E-07	1.86E-06
Cobalt-60			
Radon-222			
Technetium-99			
Thorium-230			

Table 3.39b Chronic daily intakes for systemic toxicity for direct contact exposures by a teen recreator
(continued)

----- AREA_CODE=e MEDIA=UCRS Groundwater -----

Analyte	Dermal contact while swimming	Dermal contact while wading	Direct ingestion
Aluminum	4.27E-04	7.29E-04	1.58E-03
Arsenic	3.27E-07	5.58E-07	1.21E-06
Barium	4.45E-05	7.60E-05	1.65E-04
Chromium	4.60E-06	7.84E-06	1.70E-05
Fluoride	5.42E-05	9.24E-05	2.01E-04
Iron	4.54E-04	7.75E-04	1.68E-03
Manganese	6.23E-06	1.06E-05	2.31E-05
Nickel	1.63E-05	2.78E-05	6.04E-05
Silica			7.09E-03
Sulfate	3.44E-03	5.87E-03	1.27E-02
Tetraoxo-sulfate(1-)			6.50E-03
Vanadium	4.66E-05	7.94E-05	1.72E-04
Zinc	1.05E-05	1.78E-05	3.87E-05
Trichloroethene	2.11E-06	3.60E-06	4.88E-07
Radon-222			

----- AREA_CODE=f MEDIA=McNairy Groundwater -----

Analyte	Dermal contact while swimming	Dermal contact while wading	Direct ingestion
Barium	1.75E-05	2.98E-05	6.48E-05
Tetraoxo-sulfate(1-)			1.45E-03
Zinc	1.16E-05	1.98E-05	4.31E-05

----- AREA_CODE=f MEDIA=RGa Groundwater -----

Analyte	Dermal contact while swimming	Dermal contact while wading	Direct ingestion
Aluminum	5.39E-05	9.20E-05	2.00E-04
Arsenic	2.62E-07	4.46E-07	9.69E-07
Barium	2.85E-05	4.86E-05	1.06E-04
Cadmium	2.93E-06	5.00E-06	1.09E-05
Chromium	8.39E-06	1.43E-05	3.11E-05
Copper	2.98E-06	5.08E-06	1.10E-05
Iron	1.31E-04	2.23E-04	4.84E-04
Manganese	7.21E-06	1.23E-05	2.67E-05
Silica			3.79E-03
Sulfate	1.92E-03	3.28E-03	7.13E-03
Tetraoxo-sulfate(1-)			1.50E-02
Vanadium	7.39E-06	1.26E-05	2.74E-05
Zinc	1.81E-06	3.09E-06	6.72E-06
1,1-Dichloroethene	5.07E-06	8.64E-06	2.11E-06
1,2-Dichloroethene	1.51E-06	2.57E-06	5.22E-06
Bis(2-ethylhexyl)phthalate	6.59E-05	1.12E-04	1.04E-05
Carbon tetrachloride	1.33E-06	2.27E-06	2.24E-07
Trichloroethene	1.21E-03	2.07E-03	2.81E-04
cis-1,2-Dichloroethene	7.54E-06	1.29E-05	2.79E-06
Plutonium-239			
Radon-222			
Technetium-99			

Table 3.39b Chronic daily intakes for systemic toxicity for direct contact exposures by a teen recreator
(continued)

----- AREA_CODE=f MEDIA=UCRS Groundwater -----

Analyte	Dermal contact while swimming	Dermal contact while wading	Direct ingestion
Aluminum	6.94E-04	1.18E-03	2.57E-03
Barium	1.22E-05	2.08E-05	4.51E-05
Iron	4.11E-04	7.01E-04	1.52E-03
Manganese	7.75E-06	1.32E-05	2.87E-05
Silica			9.56E-03
Tetraoxo-sulfate(1-)			1.13E-02
Vanadium	4.48E-06	7.63E-06	1.66E-05
Zinc	6.28E-06	1.07E-05	2.33E-05
Trichloroethene	2.19E-06	3.74E-06	5.08E-07
Radon-222			
Technetium-99			

----- AREA_CODE=g MEDIA=McNairy Groundwater -----

Analyte	Dermal contact while swimming	Dermal contact while wading	Direct ingestion
Arsenic	2.52E-07	4.29E-07	9.32E-07
Mercury	1.01E-07	1.72E-07	3.74E-07
Silica			4.44E-03
Tetraoxo-sulfate(1-)			2.82E-03
Neptunium-237			
Plutonium-239			
Radium-226			

----- AREA_CODE=g MEDIA=RGa Groundwater -----

Analyte	Dermal contact while swimming	Dermal contact while wading	Direct ingestion
Aluminum	1.51E-04	2.58E-04	5.61E-04
Arsenic	2.52E-07	4.30E-07	9.35E-07
Cadmium	1.21E-06	2.06E-06	4.47E-06
Chromium	8.09E-06	1.38E-05	3.00E-05
Iron	3.01E-04	5.13E-04	1.11E-03
Lead	6.73E-06	1.15E-05	2.49E-05
Manganese	5.88E-06	1.00E-05	2.18E-05
Nickel	1.32E-05	2.25E-05	4.88E-05
Silica			3.85E-03
Tetraoxo-sulfate(1-)			1.68E-03
Zinc	5.46E-06	9.31E-06	2.02E-05
Trichloroethene	1.61E-06	2.75E-06	3.73E-07
Neptunium-237			
Radium-226			
Radon-222			
Technetium-99			
Thorium-230			

Table 3.39b Chronic daily intakes for systemic toxicity for direct contact exposures by a teen recreator
(continued)

----- AREA_CODE=g MEDIA=UCRS Groundwater -----

Analyte	Dermal contact while swimming	Dermal contact while wading	Direct ingestion
Aluminum	9.37E-05	1.60E-04	3.47E-04
Chromium	9.04E-06	1.54E-05	3.35E-05
Manganese	5.92E-05	1.01E-04	2.19E-04
Nitrate as Nitrogen	2.90E-04	4.95E-04	1.07E-03
Silica			4.98E-03
Tetraoxo-sulfate(1-)			3.01E-02
Vanadium	1.02E-05	1.75E-05	3.79E-05
Zinc	3.33E-06	5.69E-06	1.23E-05
Neptunium-237			
Plutonium-239			
Radium-226			
Radon-222			
Technetium-99			

----- AREA_CODE=h MEDIA=McNairy Groundwater -----

Analyte	Dermal contact while swimming	Dermal contact while wading	Direct ingestion
Fluoride	3.22E-05	5.50E-05	1.19E-04
Silica			6.13E-03
Tetraoxo-sulfate(1-)			2.22E-03
Radium-226			
Radon-222			
Thorium-230			

----- AREA_CODE=h MEDIA=Other Groundwater -----

Analyte	Dermal contact while swimming	Dermal contact while wading	Direct ingestion
Antimony	4.37E-06	7.45E-06	1.62E-05
Barium	5.64E-06	9.62E-06	2.09E-05
Chromium	2.79E-06	4.76E-06	1.03E-05
Fluoride	1.33E-04	2.26E-04	4.92E-04
Iron	4.41E-05	7.52E-05	1.63E-04
Manganese	3.14E-06	5.36E-06	1.16E-05
Mercury	2.89E-08	4.93E-08	1.07E-07
Nickel	5.82E-06	9.93E-06	2.16E-05
Nitrate as Nitrogen	2.94E-04	5.02E-04	1.09E-03
Silica			3.05E-03
Tetraoxo-sulfate(1-)			4.64E-03
Thallium	7.27E-06	1.24E-05	2.69E-05
Vanadium	1.18E-05	2.02E-05	4.39E-05
Zinc	1.95E-06	3.33E-06	7.23E-06
Neptunium-237			
Radium-226			
Radon-222			
Thorium-230			

Table 3.39b Chronic daily intakes for systemic toxicity for direct contact exposures by a teen recreator
(continued)

----- AREA_CODE=h MEDIA=RGa Groundwater -----

Analyte	Dermal contact while swimming	Dermal contact while wading	Direct ingestion
Aluminum	2.32E-04	3.96E-04	8.61E-04
Arsenic	2.80E-07	4.78E-07	1.04E-06
Barium	9.33E-06	1.59E-05	3.46E-05
Chromium	1.40E-05	2.39E-05	5.19E-05
Iron	7.35E-04	1.25E-03	2.72E-03
Manganese	4.61E-06	7.86E-06	1.71E-05
Nitrate as Nitrogen	7.57E-04	1.29E-03	2.80E-03
Tetraoxo-sulfate(1-)			3.33E-03
Uranium	3.09E-07	5.27E-07	1.15E-06
Vanadium	6.80E-06	1.16E-05	2.52E-05
Trichloroethene	1.92E-06	3.28E-06	4.45E-07
cis-1,2-Dichloroethene	2.42E-06	4.12E-06	8.95E-07
Radon-222			
Technetium-99			

----- AREA_CODE=h MEDIA=UCRS Groundwater -----

Analyte	Dermal contact while swimming	Dermal contact while wading	Direct ingestion
Aluminum	1.65E-04	2.81E-04	6.11E-04
Barium	5.93E-06	1.01E-05	2.20E-05
Iron	1.52E-04	2.59E-04	5.62E-04
Manganese	4.54E-06	7.74E-06	1.68E-05
Nickel	3.36E-05	5.72E-05	1.24E-04
Nitrate as Nitrogen	1.65E-04	2.81E-04	6.09E-04
Silica			1.45E-02
Tetraoxo-sulfate(1-)			9.12E-03
Vanadium	4.03E-06	6.86E-06	1.49E-05
Zinc	1.81E-06	3.09E-06	6.71E-06
Radon-222			

----- AREA_CODE=i MEDIA=McNairy Groundwater -----

Analyte	Dermal contact while swimming	Dermal contact while wading	Direct ingestion
Manganese	7.30E-05	1.24E-04	2.70E-04
Silica			6.21E-03
Tetraoxo-sulfate(1-)			3.79E-03
Vanadium	1.88E-05	3.21E-05	6.97E-05

----- AREA_CODE=i MEDIA=RGa Groundwater -----

Analyte	Dermal contact while swimming	Dermal contact while wading	Direct ingestion
Aluminum	1.12E-04	1.92E-04	4.16E-04
Antimony	8.38E-06	1.43E-05	3.10E-05
Arsenic	2.72E-07	4.63E-07	1.01E-06
Barium	1.02E-05	1.74E-05	3.77E-05

Table 3.39b Chronic daily intakes for systemic toxicity for direct contact exposures by a teen recreator
(continued)

----- AREA_CODE=i MEDIA=RGA Groundwater -----
(continued)

Analyte	Dermal contact while swimming	Dermal contact while wading	Direct ingestion
Beryllium	8.00E-07	1.36E-06	2.96E-06
Bicarbonate			4.73E-02
Boron	2.66E-05	4.54E-05	9.85E-05
Cadmium	3.96E-07	6.76E-07	1.47E-06
Cerium			1.49E-05
Chromium	2.65E-05	4.51E-05	9.80E-05
Cobalt	2.89E-06	4.92E-06	1.07E-05
Copper	3.02E-06	5.14E-06	1.12E-05
Fluoride	2.10E-05	3.58E-05	7.78E-05
Gallium			1.68E-05
Iron	2.97E-04	5.07E-04	1.10E-03
Lithium	4.03E-06	6.86E-06	1.49E-05
Manganese	1.37E-05	2.33E-05	5.06E-05
Mercury	1.33E-08	2.26E-08	4.92E-08
Nickel	7.56E-06	1.29E-05	2.80E-05
Selenium	2.53E-07	4.32E-07	9.38E-07
Silica			4.51E-03
Silver	2.11E-06	3.60E-06	7.82E-06
Sulfate	3.87E-03	6.60E-03	1.43E-02
Tetraoxo-sulfate(1-)			5.82E-03
Thorium			9.32E-06
Titanium	3.66E-06	6.24E-06	1.36E-05
Uranium	1.15E-07	1.97E-07	4.27E-07
Vanadium	7.19E-06	1.23E-05	2.66E-05
Zinc	5.68E-06	9.68E-06	2.10E-05
Zirconium	1.01E-06	1.72E-06	3.73E-06
1,2-Dichlorobenzene	3.50E-07	5.97E-07	2.12E-08
1,2-Dichloroethene	1.46E-07	2.50E-07	5.07E-07
1,3,5-Trimethylbenzene	4.90E-06	8.36E-06	7.45E-08
1,4-Dichlorobenzene	3.87E-07	6.60E-07	2.31E-08
4-Bromofluorobenzene			1.75E-05
4-Methyl-2-pentanone	2.65E-06	4.52E-06	2.98E-06
Acetone	4.64E-07	7.91E-07	3.02E-06
Acrylonitrile	1.41E-06	2.40E-06	3.73E-06
Benzene	2.11E-06	3.60E-06	3.73E-07
Bis(2-ethylhexyl)phthalate	1.25E-05	2.13E-05	1.98E-06
Bromomethane	3.52E-07	6.01E-07	3.73E-07
Carbazole	7.91E-05	1.35E-04	3.23E-06
Chloroform	1.79E-06	3.05E-06	7.45E-07
Chloromethane	8.45E-07	1.44E-06	7.45E-07
Chrysene	4.89E-05	8.34E-05	2.24E-07
Di-n-butyl phthalate	6.50E-05	1.11E-04	2.09E-06
Dimethylbenzene	2.86E-05	4.88E-05	1.12E-06
Ethanol			6.29E-05
Ethylbenzene	7.45E-06	1.27E-05	3.73E-07
Methylene chloride	1.61E-06	2.75E-06	1.33E-06
PCB-1254	1.47E-05	2.51E-05	1.58E-07
Polychlorinated biphenyl	3.48E-06	5.94E-06	3.73E-08
Tetrachloroethene	7.45E-05	1.27E-04	7.45E-07
Trichloroethene	6.58E-06	1.12E-05	1.52E-06
Vinyl chloride	7.35E-07	1.25E-06	3.73E-07
m,p-Xylene	5.21E-07	8.88E-07	2.04E-08
trans-1,3-Dichloropropene			6.34E-08
Americium-241			
Cesium-137			
Cobalt-60			
Radium-226			
Radon-222			
Technetium-99			

Table 3.39b Chronic daily intakes for systemic toxicity for direct contact exposures by a teen recreator
(continued)

----- AREA_CODE=i MEDIA=UCRS Groundwater -----

Analyte	Dermal contact while swimming	Dermal contact while wading	Direct ingestion
Aluminum	5.12E-04	8.72E-04	1.89E-03
Antimony	1.46E-06	2.49E-06	5.41E-06
Arsenic	6.67E-07	1.14E-06	2.47E-06
Barium	2.95E-05	5.04E-05	1.09E-04
Cadmium	6.65E-07	1.13E-06	2.46E-06
Chromium	2.88E-06	4.90E-06	1.06E-05
Cobalt	2.57E-06	4.37E-06	9.50E-06
Copper	2.84E-05	4.85E-05	1.05E-04
Fluoride	8.88E-05	1.51E-04	3.29E-04
Iron	5.56E-04	9.49E-04	2.06E-03
Lead	5.77E-06	9.84E-06	2.14E-05
Manganese	1.33E-04	2.27E-04	4.94E-04
Mercury	1.22E-08	2.07E-08	4.51E-08
Nickel	5.38E-06	9.18E-06	1.99E-05
Silica			4.98E-03
Silver	1.89E-06	3.22E-06	7.00E-06
Sulfate	8.45E-03	1.44E-02	3.13E-02
Tetraoxo-sulfate(1-)			3.91E-02
Thallium	8.25E-07	1.41E-06	3.06E-06
Uranium	1.13E-06	1.93E-06	4.20E-06
Vanadium	3.05E-05	5.20E-05	1.13E-04
Zinc	2.92E-05	4.97E-05	1.08E-04
Benzene	5.22E-06	8.90E-06	9.20E-07
Bromodichloromethane	1.48E-06	2.52E-06	9.43E-07
Chloroform	2.56E-06	4.36E-06	1.06E-06
Dibromochloromethane	7.85E-07	1.34E-06	7.45E-07
Ethanol			8.95E-06
Methylene chloride	1.95E-06	3.33E-06	1.61E-06
Trichloroethene	5.49E-06	9.36E-06	1.27E-06
Cesium-137			
Cobalt-60			
Radium-226			
Radon-222			
Technetium-99			

----- AREA_CODE=j MEDIA=McNairy Groundwater -----

Analyte	Dermal contact while swimming	Dermal contact while wading	Direct ingestion
Aluminum	2.05E-04	3.50E-04	7.60E-04
Arsenic	8.59E-06	1.47E-05	3.18E-05
Manganese	3.04E-04	5.18E-04	1.13E-03
Molybdenum	3.17E-05	5.41E-05	1.17E-04
Sulfate	1.57E-02	2.68E-02	5.81E-02

----- AREA_CODE=j MEDIA=RGa Groundwater -----

Analyte	Dermal contact while swimming	Dermal contact while wading	Direct ingestion
Aluminum	3.42E-04	5.83E-04	1.27E-03
Arsenic	4.32E-07	7.36E-07	1.60E-06
Iron	4.68E-04	7.98E-04	1.73E-03

Table 3.39b Chronic daily intakes for systemic toxicity for direct contact exposures by a teen recreator
(continued)

----- AREA_CODE=j MEDIA=RGa Groundwater -----
(continued)

Analyte	Dermal contact while swimming	Dermal contact while wading	Direct ingestion
Manganese	2.37E-04	4.04E-04	8.78E-04
Molybdenum	1.25E-05	2.13E-05	4.62E-05
Silica			5.32E-03
Sulfate	3.80E-02	6.48E-02	1.41E-01
Thallium	7.30E-06	1.24E-05	2.70E-05
Vanadium	9.59E-06	1.64E-05	3.55E-05

----- AREA_CODE=k MEDIA=Other Groundwater -----

Analyte	Dermal contact while swimming	Dermal contact while wading	Direct ingestion
Aluminum	8.38E-04	1.43E-03	3.10E-03
Ammonia as Nitrogen	6.14E-04	1.05E-03	1.52E-03
Antimony	5.26E-06	8.98E-06	1.95E-05
Arsenic	2.72E-07	4.64E-07	1.01E-06
Barium	9.70E-06	1.65E-05	3.59E-05
Beryllium	6.00E-07	1.02E-06	2.22E-06
Cadmium	1.61E-06	2.75E-06	5.96E-06
Chromium	2.72E-06	4.63E-06	1.01E-05
Cobalt	5.31E-06	9.05E-06	1.97E-05
Fluoride	3.88E-05	6.61E-05	1.44E-04
Iron	1.63E-02	2.78E-02	6.04E-02
Kjeldahl Nitrogen			3.85E-04
Lead	1.54E-05	2.63E-05	5.72E-05
Manganese	1.18E-03	2.02E-03	4.39E-03
Mercury	1.09E-08	1.86E-08	4.03E-08
Nickel	9.76E-06	1.66E-05	3.61E-05
Nitrate as Nitrogen	1.37E-04	2.34E-04	5.09E-04
Silica			2.02E-02
Strontium	6.08E-05	1.04E-04	2.25E-04
Sulfate	1.30E-01	2.21E-01	4.80E-01
Sulfide			4.94E-04
Tetraoxo-sulfate(1-)			1.17E+00
Tin	5.24E-07	8.94E-07	1.94E-06
Uranium	3.34E-07	5.70E-07	1.24E-06
Vanadium	1.38E-05	2.35E-05	5.10E-05
Zinc	9.81E-06	1.67E-05	3.63E-05
1,1-Dichloroethane	1.51E-05	2.57E-05	6.27E-06
1,1-Dichloroethene	2.39E-05	4.08E-05	9.95E-06
1,2-Dichloroethene	1.03E-05	1.75E-05	3.56E-05
Acetone	2.86E-06	4.88E-06	1.86E-05
Di-n-butyl phthalate	6.44E-05	1.10E-04	2.07E-06
Methylene chloride	2.01E-06	3.43E-06	1.66E-06
Naphthalene	9.37E-05	1.60E-04	5.03E-06
Phenanthrene	5.43E-05	9.27E-05	7.45E-07
Trichloroethene	5.23E-05	8.93E-05	1.21E-05
Vinyl chloride	1.10E-05	1.88E-05	5.59E-06
cis-1,2-Dichloroethene	9.58E-05	1.63E-04	3.55E-05
Neptunium-237			
Radium-226			
Radon-222			
Technetium-99			
Thorium-228			
Uranium-234			
Uranium-235			

Table 3.39b Chronic daily intakes for systemic toxicity for direct contact exposures by a teen recreator
(continued)

----- AREA_CODE=k MEDIA=Other Groundwater -----
(continued)

Analyte	Dermal contact while swimming	Dermal contact while wading	Direct ingestion
Uranium-238			

----- AREA_CODE=l MEDIA=McNairy Groundwater -----

Analyte	Dermal contact while swimming	Dermal contact while wading	Direct ingestion
Aluminum	3.86E-05	6.59E-05	1.43E-04
Antimony	9.42E-06	1.61E-05	3.49E-05
Nitrate as Nitrogen	6.41E-05	1.09E-04	2.37E-04
Silica			3.88E-03
Tetraoxo-sulfate(1-)			6.33E-03
Thallium	3.83E-05	6.54E-05	1.42E-04
Zinc	1.23E-05	2.10E-05	4.57E-05
Trichloroethene	7.14E-04	1.22E-03	1.65E-04
Technetium-99			

----- AREA_CODE=l MEDIA=Other Groundwater -----

Analyte	Dermal contact while swimming	Dermal contact while wading	Direct ingestion
Methylene chloride	2.26E-06	3.86E-06	1.86E-06

----- AREA_CODE=l MEDIA=RGa Groundwater -----

Analyte	Dermal contact while swimming	Dermal contact while wading	Direct ingestion
Aluminum	1.61E-04	2.75E-04	5.97E-04
Arsenic	3.27E-07	5.58E-07	1.21E-06
Barium	2.36E-05	4.02E-05	8.74E-05
Beryllium	5.96E-07	1.02E-06	2.21E-06
Cadmium	9.47E-07	1.62E-06	3.51E-06
Chromium	5.71E-06	9.74E-06	2.12E-05
Cobalt	2.60E-06	4.43E-06	9.61E-06
Fluoride	2.45E-05	4.17E-05	9.06E-05
Iron	5.32E-04	9.07E-04	1.97E-03
Lead	4.98E-06	8.49E-06	1.84E-05
Manganese	3.98E-05	6.79E-05	1.47E-04
Mercury	3.02E-08	5.15E-08	1.12E-07
Molybdenum	2.91E-06	4.96E-06	1.08E-05
Nitrate as Nitrogen	1.41E-04	2.40E-04	5.21E-04
Selenium	3.80E-07	6.49E-07	1.41E-06
Silica			3.86E-03
Sulfate	9.83E-04	1.68E-03	3.64E-03
Tetraoxo-sulfate(1-)			3.28E-03
Thallium	7.29E-06	1.24E-05	2.70E-05
Tin	2.32E-05	3.96E-05	8.60E-05
Uranium	4.72E-07	8.04E-07	1.75E-06

Table 3.39b Chronic daily intakes for systemic toxicity for direct contact exposures by a teen recreator
(continued)

----- AREA_CODE=1 MEDIA=RGa Groundwater -----
(continued)

Analyte	Dermal contact while swimming	Dermal contact while wading	Direct ingestion
Vanadium	4.49E-06	7.65E-06	1.66E-05
Zinc	2.76E-06	4.71E-06	1.02E-05
1,1,2-Trichloroethane	1.69E-06	2.88E-06	7.45E-07
1,1-Dichloroethene	5.82E-05	9.93E-05	2.42E-05
1,2-Dichloroethane	5.87E-07	1.00E-06	4.10E-07
Acetone	9.34E-07	1.59E-06	6.08E-06
Bis(2-ethylhexyl)phthalate	4.71E-06	8.03E-06	7.45E-07
Butyl benzyl phthalate	7.18E-06	1.22E-05	3.73E-07
Carbon tetrachloride	3.54E-04	6.04E-04	5.96E-05
Chlorobenzene	8.25E-06	1.41E-05	7.45E-07
Chloroform	1.25E-05	2.14E-05	5.22E-06
Di-n-butyl phthalate	1.53E-04	2.61E-04	4.92E-06
Dimethylbenzene	7.22E-03	1.23E-02	2.82E-04
Ethane			2.06E-05
Ethylbenzene	3.17E-03	5.41E-03	1.59E-04
Ethylene			1.07E-04
Methylene chloride	5.66E-06	9.65E-06	4.66E-06
Tetrachloroethene	1.19E-02	2.03E-02	1.19E-04
Trichloroethene	2.25E-02	3.83E-02	5.20E-03
Vinyl chloride	3.34E-03	5.70E-03	1.70E-03
cis-1,2-Dichloroethene	2.29E-03	3.91E-03	8.49E-04
trans-1,2-Dichloroethene	1.29E-04	2.21E-04	4.47E-04
Americium-241			
Cesium-137			
Cobalt-60			
Neptunium-237			
Plutonium-239			
Radium-226			
Radon-222			
Technetium-99			
Thorium-230			
Uranium-234			
Uranium-235			
Uranium-235/236			
Uranium-238			

----- AREA_CODE=1 MEDIA=UCRS Groundwater -----

Analyte	Dermal contact while swimming	Dermal contact while wading	Direct ingestion
Aluminum	2.65E-04	4.52E-04	9.82E-04
Ammonia as Nitrogen	1.08E-05	1.83E-05	2.66E-05
Antimony	2.81E-06	4.79E-06	1.04E-05
Arsenic	1.43E-06	2.44E-06	5.30E-06
Barium	2.97E-05	5.06E-05	1.10E-04
Beryllium	1.71E-07	2.92E-07	6.34E-07
Cadmium	7.93E-07	1.35E-06	2.94E-06
Chromium	3.46E-06	5.90E-06	1.28E-05
Cobalt	2.44E-06	4.15E-06	9.02E-06
Fluoride	2.32E-05	3.96E-05	8.60E-05
Iron	4.79E-04	8.17E-04	1.78E-03
Kjeldahl Nitrogen			1.83E-03
Lead	4.69E-06	7.99E-06	1.74E-05
Manganese	5.28E-05	9.00E-05	1.95E-04
Mercury	3.02E-08	5.15E-08	1.12E-07

Table 3.39b Chronic daily intakes for systemic toxicity for direct contact exposures by a teen recreator
(continued)

----- AREA_CODE=1 MEDIA=UCRS Groundwater -----
(continued)

Analyte	Dermal contact while swimming	Dermal contact while wading	Direct ingestion
Molybdenum	1.01E-06	1.72E-06	3.73E-06
Nickel	1.36E-05	2.31E-05	5.02E-05
Nitrate as Nitrogen	8.50E-05	1.45E-04	3.15E-04
Nitrate/Nitrite	2.11E-04	3.59E-04	7.80E-04
Orthophosphate			3.10E-05
Selenium	2.62E-07	4.47E-07	9.70E-07
Silica			6.39E-03
Strontium	1.30E-04	2.21E-04	4.80E-04
Sulfate	1.32E-02	2.25E-02	4.88E-02
Sulfide			1.00E-02
Tetraoxo-sulfate(1-)			3.71E-02
Thallium	5.60E-06	9.55E-06	2.07E-05
Tin	2.62E-06	4.46E-06	9.69E-06
Uranium	1.18E-06	2.01E-06	4.37E-06
Vanadium	7.80E-06	1.33E-05	2.89E-05
Zinc	1.82E-06	3.10E-06	6.74E-06
1,1-Dichloroethene	1.79E-04	3.05E-04	7.45E-05
1,2-Dichloroethane	1.07E-06	1.82E-06	7.45E-07
1,2-Dichloroethene	4.07E-07	6.93E-07	1.41E-06
2,4-Dimethylphenol	4.87E-05	8.31E-05	1.64E-06
Benzene	1.65E-05	2.81E-05	2.91E-06
Bis(2-ethylhexyl)phthalate	2.35E-06	4.02E-06	3.73E-07
Chloroethane	6.60E-04	1.13E-03	3.06E-04
Chloroform	1.52E-05	2.60E-05	6.34E-06
Di-n-butyl phthalate	1.13E-05	1.93E-05	3.65E-07
Dimethylbenzene	8.11E-03	1.38E-02	3.17E-04
Ethane			4.63E-05
Ethylbenzene	3.58E-03	6.10E-03	1.79E-04
Ethylene			6.55E-04
Fluorene	9.75E-05	1.66E-04	1.47E-06
Isophorone	2.23E-06	3.80E-06	1.88E-06
Methylene chloride	4.62E-06	7.87E-06	3.80E-06
Naphthalene	9.80E-05	1.67E-04	5.26E-06
Phenanthrene	1.06E-04	1.80E-04	1.45E-06
Trichloroethene	5.37E-02	9.16E-02	1.24E-02
Vinyl chloride	3.67E-03	6.26E-03	1.86E-03
cis-1,2-Dichloroethene	4.93E-03	8.41E-03	1.83E-03
trans-1,2-Dichloroethene	5.39E-05	9.19E-05	1.86E-04
Americium-241			
Cobalt-60			
Neptunium-237			
Plutonium-239			
Radium-226			
Radon-222			
Technetium-99			
Thorium-228			
Uranium-234			
Uranium-235			
Uranium-235/236			
Uranium-238			

Table 3.39b Chronic daily intakes for systemic toxicity for direct contact exposures by a teen recreator
(continued)

----- AREA_CODE=m MEDIA=McNairy Groundwater -----

Analyte	Dermal contact while swimming	Dermal contact while wading	Direct ingestion
Aluminum	6.61E-05	1.13E-04	2.45E-04
Arsenic	5.68E-07	9.68E-07	2.10E-06
Barium	2.00E-05	3.41E-05	7.41E-05
Beryllium	6.85E-07	1.17E-06	2.54E-06
Cadmium	1.86E-06	3.17E-06	6.89E-06
Chromium	8.31E-06	1.42E-05	3.08E-05
Cobalt	3.03E-06	5.17E-06	1.12E-05
Fluoride	2.74E-05	4.68E-05	1.02E-04
Iron	3.03E-03	5.17E-03	1.12E-02
Manganese	4.83E-05	8.23E-05	1.79E-04
Mercury	3.45E-08	5.89E-08	1.28E-07
Molybdenum	3.64E-06	6.20E-06	1.35E-05
Nickel	4.23E-06	7.21E-06	1.56E-05
Silica			6.26E-03
Sulfate	5.00E-02	8.52E-02	1.85E-01
Tetraoxo-sulfate(1-)			2.91E-03
Uranium	1.96E-07	3.35E-07	7.27E-07
Vanadium	1.50E-05	2.57E-05	5.57E-05
Zinc	3.96E-06	6.76E-06	1.47E-05
Trichloroethene	2.44E-06	4.16E-06	5.64E-07
Neptunium-237			
Plutonium-239			
Radium-226			
Radon-222			
Technetium-99			
Thorium-230			

----- AREA_CODE=m MEDIA=Other Groundwater -----

Analyte	Dermal contact while swimming	Dermal contact while wading	Direct ingestion
Aluminum	3.51E-04	5.99E-04	1.30E-03
Ammonia as Nitrogen	6.14E-04	1.05E-03	1.52E-03
Antimony	3.60E-06	6.14E-06	1.33E-05
Arsenic	2.66E-07	4.54E-07	9.87E-07
Barium	1.02E-05	1.74E-05	3.78E-05
Beryllium	2.75E-07	4.69E-07	1.02E-06
Cadmium	1.61E-06	2.75E-06	5.96E-06
Chromium	2.68E-06	4.57E-06	9.93E-06
Cobalt	6.41E-06	1.09E-05	2.37E-05
Fluoride	6.25E-05	1.07E-04	2.31E-04
Iron	4.67E-03	7.97E-03	1.73E-02
Kjeldahl Nitrogen			3.85E-04
Lead	1.23E-05	2.10E-05	4.57E-05
Manganese	4.01E-04	6.84E-04	1.48E-03
Mercury	1.82E-08	3.11E-08	6.76E-08
Nickel	6.37E-06	1.09E-05	2.36E-05
Nitrate as Nitrogen	2.06E-04	3.51E-04	7.63E-04
Silica			1.49E-02
Strontium	6.08E-05	1.04E-04	2.25E-04
Sulfate	1.30E-01	2.21E-01	4.80E-01
Sulfide			4.94E-04
Tetraoxo-sulfate(1-)			2.11E-01
Thallium	7.55E-06	1.29E-05	2.80E-05
Tin	5.24E-07	8.94E-07	1.94E-06
Uranium	2.77E-07	4.72E-07	1.03E-06

Table 3.39b Chronic daily intakes for systemic toxicity for direct contact exposures by a teen recreator
(continued)

----- AREA_CODE=m MEDIA=Other Groundwater -----
(continued)

Analyte	Dermal contact while swimming	Dermal contact while wading	Direct ingestion
Vanadium	1.10E-05	1.87E-05	4.06E-05
Zinc	4.60E-06	7.84E-06	1.70E-05
1,1-Dichloroethane	1.49E-05	2.54E-05	6.20E-06
1,1-Dichloroethene	2.36E-05	4.03E-05	9.83E-06
1,2-Dichloroethene	1.03E-05	1.75E-05	3.56E-05
Acetone	2.86E-06	4.88E-06	1.86E-05
Di-n-butyl phthalate	6.44E-05	1.10E-04	2.07E-06
Methylene chloride	2.01E-06	3.43E-06	1.66E-06
Naphthalene	9.37E-05	1.60E-04	5.03E-06
Phenanthrene	5.43E-05	9.27E-05	7.45E-07
Trichloroethene	3.90E-05	6.66E-05	9.04E-06
Vinyl chloride	1.10E-05	1.88E-05	5.59E-06
cis-1,2-Dichloroethene	9.07E-05	1.55E-04	3.36E-05
Neptunium-237			
Radium-226			
Radon-222			
Technetium-99			
Thorium-228			
Thorium-230			
Uranium-234			
Uranium-235			
Uranium-238			

----- AREA_CODE=m MEDIA=RGa Groundwater -----

Analyte	Dermal contact while swimming	Dermal contact while wading	Direct ingestion
Aluminum	7.87E-05	1.34E-04	2.91E-04
Antimony	7.94E-06	1.35E-05	2.94E-05
Arsenic	2.65E-07	4.52E-07	9.81E-07
Barium	9.86E-06	1.68E-05	3.65E-05
Beryllium	7.20E-07	1.23E-06	2.67E-06
Bicarbonate			4.73E-02
Boron	2.66E-05	4.54E-05	9.85E-05
Cadmium	1.01E-06	1.72E-06	3.73E-06
Cerium			1.49E-05
Chromium	1.82E-05	3.10E-05	6.72E-05
Cobalt	2.86E-06	4.87E-06	1.06E-05
Copper	2.95E-06	5.03E-06	1.09E-05
Fluoride	1.69E-05	2.89E-05	6.27E-05
Gallium			1.68E-05
Iron	2.49E-04	4.25E-04	9.24E-04
Lead	5.12E-06	8.74E-06	1.90E-05
Lithium	4.03E-06	6.86E-06	1.49E-05
Manganese	1.06E-05	1.81E-05	3.94E-05
Mercury	1.25E-08	2.13E-08	4.62E-08
Molybdenum	2.88E-06	4.92E-06	1.07E-05
Nickel	6.56E-06	1.12E-05	2.43E-05
Nitrate as Nitrogen	9.93E-05	1.69E-04	3.68E-04
Selenium	2.56E-07	4.36E-07	9.46E-07
Silica			3.44E-03
Silver	2.30E-06	3.92E-06	8.52E-06
Sulfate	2.75E-03	4.69E-03	1.02E-02
Tetraoxo-sulfate(1-)			4.10E-03
Thallium	1.09E-05	1.87E-05	4.05E-05

Table 3.39b Chronic daily intakes for systemic toxicity for direct contact exposures by a teen recreator
(continued)

----- AREA_CODE=m MEDIA=RGa Groundwater -----
(continued)

Analyte	Dermal contact while swimming	Dermal contact while wading	Direct ingestion
Thorium			9.32E-06
Titanium	3.66E-06	6.24E-06	1.36E-05
Uranium	1.16E-07	1.97E-07	4.28E-07
Vanadium	6.36E-06	1.08E-05	2.35E-05
Zinc	5.67E-06	9.67E-06	2.10E-05
Zirconium	1.01E-06	1.72E-06	3.73E-06
1,1-Dichloroethene	1.79E-05	3.05E-05	7.45E-06
1,2-Dichlorobenzene	3.50E-07	5.97E-07	2.12E-08
1,2-Dichloroethene	2.10E-07	3.58E-07	7.26E-07
1,3,5-Trimethylbenzene	4.90E-06	8.36E-06	7.45E-08
1,4-Dichlorobenzene	3.87E-07	6.60E-07	2.31E-08
2-Butanone	1.26E-06	2.16E-06	4.29E-06
4-Bromofluorobenzene			1.75E-05
4-Methyl-2-pentanone	3.00E-06	5.11E-06	3.37E-06
Acetone	6.43E-07	1.10E-06	4.18E-06
Acrylonitrile	1.41E-06	2.40E-06	3.73E-06
Benzene	2.11E-06	3.60E-06	3.73E-07
Bis(2-ethylhexyl)phthalate	1.41E-05	2.40E-05	2.23E-06
Bromomethane	3.52E-07	6.01E-07	3.73E-07
Carbazole	1.05E-04	1.79E-04	4.27E-06
Carbon tetrachloride	1.33E-06	2.27E-06	2.24E-07
Chloroform	1.79E-06	3.05E-06	7.45E-07
Chloromethane	8.45E-07	1.44E-06	7.45E-07
Chrysene	4.89E-05	8.34E-05	2.24E-07
Di-n-butyl phthalate	6.89E-05	1.17E-04	2.22E-06
Dimethylbenzene	5.72E-05	9.75E-05	2.24E-06
Ethanol			6.29E-05
Ethylbenzene	7.45E-06	1.27E-05	3.73E-07
Methylene chloride	1.63E-06	2.78E-06	1.34E-06
PCB-1254	1.47E-05	2.51E-05	1.58E-07
Polychlorinated biphenyl	3.48E-06	5.94E-06	3.73E-08
Tetrachloroethene	7.45E-05	1.27E-04	7.45E-07
Trichloroethene	9.42E-04	1.61E-03	2.18E-04
Vinyl chloride	7.35E-07	1.25E-06	3.73E-07
cis-1,2-Dichloroethene	2.21E-05	3.78E-05	8.20E-06
m,p-Xylene	5.21E-07	8.88E-07	2.04E-08
trans-1,2-Dichloroethene	5.39E-07	9.19E-07	1.86E-06
trans-1,3-Dichloropropene			6.34E-08
Americium-241			
Cesium-137			
Cobalt-60			
Neptunium-237			
Plutonium-239			
Radium-226			
Radon-222			
Technetium-99			
Thorium-230			

----- AREA_CODE=m MEDIA=UCRS Groundwater -----

Analyte	Dermal contact while swimming	Dermal contact while wading	Direct ingestion
Aluminum	3.38E-04	5.77E-04	1.25E-03
Antimony	5.78E-06	9.86E-06	2.14E-05
Arsenic	4.03E-07	6.87E-07	1.49E-06

Table 3.39b Chronic daily intakes for systemic toxicity for direct contact exposures by a teen recreator
(continued)

----- AREA_CODE=m MEDIA=UCRS Groundwater -----
(continued)

Analyte	Dermal contact while swimming	Dermal contact while wading	Direct ingestion
Barium	2.83E-05	4.83E-05	1.05E-04
Cadmium	1.01E-06	1.73E-06	3.76E-06
Chromium	2.97E-06	5.07E-06	1.10E-05
Cobalt	2.65E-06	4.53E-06	9.83E-06
Copper	1.32E-05	2.25E-05	4.88E-05
Fluoride	6.57E-05	1.12E-04	2.43E-04
Iron	4.16E-04	7.10E-04	1.54E-03
Lead	5.18E-06	8.83E-06	1.92E-05
Manganese	2.06E-05	3.52E-05	7.64E-05
Mercury	1.16E-08	1.97E-08	4.29E-08
Nickel	6.24E-06	1.06E-05	2.31E-05
Nitrate as Nitrogen	1.30E-04	2.22E-04	4.83E-04
Silica			6.21E-03
Silver	2.07E-06	3.54E-06	7.68E-06
Sulfate	7.61E-03	1.30E-02	2.82E-02
Tetraoxo-sulfate(1-)			1.71E-02
Thallium	8.25E-07	1.41E-06	3.06E-06
Uranium	6.39E-06	1.09E-05	2.37E-05
Vanadium	2.28E-05	3.90E-05	8.46E-05
Zinc	1.63E-05	2.78E-05	6.03E-05
Benzene	6.68E-06	1.14E-05	1.18E-06
Bromodichloromethane	5.25E-06	8.96E-06	3.35E-06
Chloroform	9.61E-06	1.64E-05	4.00E-06
Dibromochloromethane	7.85E-07	1.34E-06	7.45E-07
Ethanol			8.95E-06
Methylene chloride	1.92E-06	3.28E-06	1.58E-06
Trichloroethene	6.04E-06	1.03E-05	1.40E-06
Cesium-137			
Cobalt-60			
Neptunium-237			
Plutonium-239			
Radium-226			
Radon-222			
Technetium-99			

----- AREA_CODE=n MEDIA=McNairy Groundwater -----

Analyte	Dermal contact while swimming	Dermal contact while wading	Direct ingestion
Aluminum	1.55E-04	2.65E-04	5.75E-04
Antimony	8.22E-06	1.40E-05	3.05E-05
Arsenic	4.71E-07	8.03E-07	1.74E-06
Barium	1.89E-05	3.23E-05	7.01E-05
Beryllium	6.90E-07	1.18E-06	2.56E-06
Cadmium	1.92E-06	3.27E-06	7.11E-06
Chromium	3.21E-06	5.47E-06	1.19E-05
Cobalt	3.00E-06	5.12E-06	1.11E-05
Fluoride	2.40E-05	4.08E-05	8.87E-05
Iron	9.00E-04	1.53E-03	3.33E-03
Manganese	3.83E-05	6.53E-05	1.42E-04
Mercury	2.42E-08	4.13E-08	8.97E-08
Molybdenum	3.51E-06	5.98E-06	1.30E-05
Nickel	4.26E-06	7.26E-06	1.58E-05
Nitrate as Nitrogen	5.68E-05	9.69E-05	2.10E-04
Silica			5.22E-03

Table 3.39b Chronic daily intakes for systemic toxicity for direct contact exposures by a teen recreator
(continued)

----- AREA_CODE=n MEDIA=McNairy Groundwater -----
(continued)

Analyte	Dermal contact while swimming	Dermal contact while wading	Direct ingestion
Sulfate	3.79E-02	6.47E-02	1.40E-01
Tetraoxo-sulfate(1-)			2.79E-03
Thallium	8.96E-06	1.53E-05	3.32E-05
Uranium	1.69E-07	2.89E-07	6.27E-07
Vanadium	1.19E-05	2.03E-05	4.42E-05
Zinc	6.39E-06	1.09E-05	2.37E-05
Trichloroethene	2.68E-04	4.58E-04	6.21E-05
Neptunium-237			
Plutonium-239			
Radium-226			
Radon-222			
Technetium-99			
Thorium-230			

----- AREA_CODE=n MEDIA=Other Groundwater -----

Analyte	Dermal contact while swimming	Dermal contact while wading	Direct ingestion
Aluminum	3.51E-04	5.99E-04	1.30E-03
Ammonia as Nitrogen	6.14E-04	1.05E-03	1.52E-03
Antimony	3.60E-06	6.14E-06	1.33E-05
Arsenic	2.66E-07	4.54E-07	9.87E-07
Barium	1.02E-05	1.74E-05	3.78E-05
Beryllium	2.75E-07	4.69E-07	1.02E-06
Cadmium	1.61E-06	2.75E-06	5.96E-06
Chromium	2.68E-06	4.57E-06	9.93E-06
Cobalt	6.41E-06	1.09E-05	2.37E-05
Fluoride	6.25E-05	1.07E-04	2.31E-04
Iron	4.67E-03	7.97E-03	1.73E-02
Kjeldahl Nitrogen			3.85E-04
Lead	1.23E-05	2.10E-05	4.57E-05
Manganese	4.01E-04	6.84E-04	1.48E-03
Mercury	1.82E-08	3.11E-08	6.76E-08
Nickel	6.37E-06	1.09E-05	2.36E-05
Nitrate as Nitrogen	2.06E-04	3.51E-04	7.63E-04
Silica			1.49E-02
Strontium	6.08E-05	1.04E-04	2.25E-04
Sulfate	1.30E-01	2.21E-01	4.80E-01
Sulfide			4.94E-04
Tetraoxo-sulfate(1-)			2.11E-01
Thallium	7.55E-06	1.29E-05	2.80E-05
Tin	5.24E-07	8.94E-07	1.94E-06
Uranium	2.77E-07	4.72E-07	1.03E-06
Vanadium	1.10E-05	1.87E-05	4.06E-05
Zinc	4.60E-06	7.84E-06	1.70E-05
1,1-Dichloroethane	1.47E-05	2.51E-05	6.13E-06
1,1-Dichloroethene	2.33E-05	3.98E-05	9.70E-06
1,2-Dichloroethene	8.70E-06	1.48E-05	3.01E-05
Acetone	2.86E-06	4.88E-06	1.86E-05
Di-n-butyl phthalate	6.44E-05	1.10E-04	2.07E-06
Methylene chloride	1.92E-06	3.28E-06	1.58E-06
Naphthalene	9.37E-05	1.60E-04	5.03E-06
Phenanthrene	5.43E-05	9.27E-05	7.45E-07
Trichloroethene	3.88E-05	6.61E-05	8.97E-06
Vinyl chloride	1.10E-05	1.88E-05	5.59E-06

Table 3.39b Chronic daily intakes for systemic toxicity for direct contact exposures by a teen recreator
(continued)

----- AREA_CODE=n MEDIA=Other Groundwater -----
(continued)

Analyte	Dermal contact while swimming	Dermal contact while wading	Direct ingestion
cis-1,2-Dichloroethene	9.07E-05	1.55E-04	3.36E-05
Neptunium-237			
Radium-226			
Radon-222			
Technetium-99			
Thorium-228			
Thorium-230			
Uranium-234			
Uranium-235			
Uranium-238			

----- AREA_CODE=n MEDIA=RGa Groundwater -----

Analyte	Dermal contact while swimming	Dermal contact while wading	Direct ingestion
Aluminum	1.05E-04	1.79E-04	3.89E-04
Antimony	7.73E-06	1.32E-05	2.86E-05
Arsenic	2.89E-07	4.93E-07	1.07E-06
Barium	9.92E-06	1.69E-05	3.67E-05
Beryllium	6.79E-07	1.16E-06	2.52E-06
Bicarbonate			4.73E-02
Boron	2.66E-05	4.54E-05	9.85E-05
Cadmium	9.57E-07	1.63E-06	3.54E-06
Cerium			1.49E-05
Chromium	1.24E-05	2.11E-05	4.58E-05
Cobalt	2.76E-06	4.71E-06	1.02E-05
Copper	2.58E-06	4.40E-06	9.56E-06
Fluoride	1.95E-05	3.33E-05	7.24E-05
Gallium			1.68E-05
Iron	3.20E-04	5.45E-04	1.18E-03
Lead	4.97E-06	8.47E-06	1.84E-05
Lithium	4.03E-06	6.86E-06	1.49E-05
Manganese	2.18E-05	3.72E-05	8.08E-05
Mercury	2.82E-08	4.81E-08	1.05E-07
Molybdenum	2.87E-06	4.89E-06	1.06E-05
Nickel	6.39E-06	1.09E-05	2.37E-05
Nitrate as Nitrogen	1.10E-04	1.88E-04	4.09E-04
Selenium	3.10E-07	5.29E-07	1.15E-06
Silica			3.60E-03
Silver	2.34E-06	3.99E-06	8.66E-06
Sulfate	2.39E-03	4.08E-03	8.86E-03
Tetraoxo-sulfate(1-)			3.66E-03
Thallium	1.00E-05	1.71E-05	3.71E-05
Thorium			9.32E-06
Tin	4.02E-06	6.86E-06	1.49E-05
Titanium	3.66E-06	6.24E-06	1.36E-05
Uranium	2.66E-07	4.54E-07	9.85E-07
Vanadium	5.87E-06	1.00E-05	2.17E-05
Zinc	4.86E-06	8.29E-06	1.80E-05
Zirconium	1.01E-06	1.72E-06	3.73E-06
1,1,2-Trichloroethane	1.69E-06	2.88E-06	7.45E-07
1,1-Dichloroethene	5.82E-05	9.93E-05	2.42E-05
1,2-Dichlorobenzene	3.50E-07	5.97E-07	2.12E-08
1,2-Dichloroethane	5.87E-07	1.00E-06	4.10E-07
1,2-Dichloroethene	1.94E-07	3.30E-07	6.70E-07

Table 3.39b Chronic daily intakes for systemic toxicity for direct contact exposures by a teen recreator
(continued)

----- AREA_CODE=n MEDIA=RGa Groundwater -----
(continued)

Analyte	Dermal contact while swimming	Dermal contact while wading	Direct ingestion
1,3,5-Trimethylbenzene	4.90E-06	8.36E-06	7.45E-08
1,4-Dichlorobenzene	3.87E-07	6.60E-07	2.31E-08
2-Butanone	1.03E-05	1.76E-05	3.51E-05
4-Bromofluorobenzene			1.75E-05
4-Methyl-2-pentanone	5.65E-06	9.63E-06	6.34E-06
Acetone	5.36E-06	9.15E-06	3.49E-05
Acrylonitrile	1.41E-06	2.40E-06	3.73E-06
Benzene	2.11E-06	3.60E-06	3.73E-07
Bis(2-ethylhexyl)phthalate	1.28E-05	2.18E-05	2.02E-06
Bromomethane	3.52E-07	6.01E-07	3.73E-07
Butyl benzyl phthalate	7.18E-06	1.22E-05	3.73E-07
Carbazole	5.28E-05	9.00E-05	2.15E-06
Carbon tetrachloride	3.54E-04	6.04E-04	5.96E-05
Chlorobenzene	8.25E-06	1.41E-05	7.45E-07
Chloroform	1.25E-05	2.14E-05	5.22E-06
Chloromethane	8.45E-07	1.44E-06	7.45E-07
Chrysene	4.89E-05	8.34E-05	2.24E-07
Di-n-butyl phthalate	1.14E-04	1.94E-04	3.66E-06
Dimethylbenzene	3.10E-03	5.28E-03	1.21E-04
Ethane			1.22E-05
Ethanol			6.29E-05
Ethylbenzene	1.38E-03	2.35E-03	6.90E-05
Ethylene			3.66E-05
Methylene chloride	1.99E-05	3.39E-05	1.64E-05
PCB-1254	1.56E-05	2.65E-05	1.66E-07
Polychlorinated biphenyl	3.48E-06	5.94E-06	3.73E-08
Tetrachloroethene	1.19E-02	2.03E-02	1.19E-04
Trichloroethene	1.08E-02	1.84E-02	2.50E-03
Vinyl chloride	1.29E-03	2.19E-03	6.52E-04
cis-1,2-Dichloroethene	9.33E-04	1.59E-03	3.46E-04
m,p-Xylene	9.26E-07	1.58E-06	3.62E-08
trans-1,2-Dichloroethene	9.58E-05	1.63E-04	3.32E-04
trans-1,3-Dichloropropene			6.34E-08
Americium-241			
Cesium-137			
Cobalt-60			
Neptunium-237			
Plutonium-239			
Radium-226			
Radon-222			
Technetium-99			
Thorium-230			
Uranium-234			
Uranium-235			
Uranium-235/236			
Uranium-238			

----- AREA_CODE=n MEDIA=UCRS Groundwater -----

Analyte	Dermal contact while swimming	Dermal contact while wading	Direct ingestion
Aluminum	2.62E-04	4.47E-04	9.70E-04
Ammonia as Nitrogen	1.08E-05	1.83E-05	2.66E-05
Antimony	5.00E-06	8.53E-06	1.85E-05
Arsenic	1.22E-06	2.08E-06	4.52E-06

Table 3.39b Chronic daily intakes for systemic toxicity for direct contact exposures by a teen recreator
(continued)

----- AREA_CODE=n MEDIA=UCRS Groundwater -----
(continued)

Analyte	Dermal contact while swimming	Dermal contact while wading	Direct ingestion
Barium	2.80E-05	4.77E-05	1.04E-04
Beryllium	1.71E-07	2.92E-07	6.34E-07
Cadmium	8.07E-07	1.38E-06	2.99E-06
Chromium	3.33E-06	5.67E-06	1.23E-05
Cobalt	2.47E-06	4.21E-06	9.15E-06
Copper	4.88E-06	8.32E-06	1.81E-05
Fluoride	4.45E-05	7.59E-05	1.65E-04
Iron	4.21E-04	7.18E-04	1.56E-03
Kjeldahl Nitrogen			1.83E-03
Lead	4.85E-06	8.27E-06	1.80E-05
Manganese	7.97E-05	1.36E-04	2.95E-04
Mercury	5.03E-08	8.58E-08	1.86E-07
Molybdenum	1.01E-06	1.72E-06	3.73E-06
Nickel	1.08E-05	1.85E-05	4.01E-05
Nitrate as Nitrogen	8.06E-05	1.37E-04	2.99E-04
Nitrate/Nitrite	2.11E-04	3.59E-04	7.80E-04
Orthophosphate			3.10E-05
Selenium	2.60E-07	4.43E-07	9.62E-07
Silica			6.16E-03
Silver	2.12E-06	3.62E-06	7.85E-06
Strontium	1.30E-04	2.21E-04	4.80E-04
Sulfate	1.24E-02	2.11E-02	4.58E-02
Sulfide			1.00E-02
Tetraoxo-sulfate(1-)			3.47E-02
Thallium	5.23E-06	8.92E-06	1.94E-05
Tin	2.62E-06	4.46E-06	9.69E-06
Uranium	2.42E-06	4.12E-06	8.95E-06
Vanadium	8.10E-06	1.38E-05	3.00E-05
Zinc	5.29E-06	9.01E-06	1.96E-05
1,1-Dichloroethene	1.79E-04	3.05E-04	7.45E-05
1,2-Dichloroethane	1.07E-06	1.82E-06	7.45E-07
1,2-Dichloroethene	6.58E-07	1.12E-06	2.28E-06
2,4-Dimethylphenol	4.87E-05	8.31E-05	1.64E-06
Benzene	1.65E-05	2.81E-05	2.91E-06
Bis(2-ethylhexyl)phthalate	2.35E-06	4.02E-06	3.73E-07
Bromodichloromethane	5.25E-06	8.96E-06	3.35E-06
Chloroethane	5.56E-05	9.49E-05	2.58E-05
Chloroform	2.15E-05	3.67E-05	8.95E-06
Di-n-butyl phthalate	1.13E-05	1.93E-05	3.65E-07
Dibromochloromethane	7.85E-07	1.34E-06	7.45E-07
Dimethylbenzene	5.71E-03	9.73E-03	2.23E-04
Ethane			4.63E-05
Ethanol			8.95E-06
Ethylbenzene	2.52E-03	4.30E-03	1.26E-04
Ethylene			6.55E-04
Fluorene	9.75E-05	1.66E-04	1.47E-06
Isophorone	2.23E-06	3.80E-06	1.88E-06
Methylene chloride	2.04E-06	3.48E-06	1.68E-06
Naphthalene	9.80E-05	1.67E-04	5.26E-06
Phenanthrene	1.06E-04	1.80E-04	1.45E-06
Trichloroethene	4.06E-02	6.92E-02	9.39E-03
Vinyl chloride	3.67E-03	6.26E-03	1.86E-03
cis-1,2-Dichloroethene	3.87E-03	6.60E-03	1.43E-03
trans-1,2-Dichloroethene	5.39E-05	9.19E-05	1.86E-04
Americium-241			
Cesium-137			
Cobalt-60			
Neptunium-237			
Plutonium-239			

Table 3.39b Chronic daily intakes for systemic toxicity for direct contact exposures by a teen recreator
(continued)

----- AREA_CODE=n MEDIA=UCRS Groundwater ----- (continued)			
Analyte	Dermal contact while swimming	Dermal contact while wading	Direct ingestion
Radium-226			
Radon-222			
Technetium-99			
Thorium-228			
Uranium-234			
Uranium-235			
Uranium-235/236			
Uranium-238			

Table 3.39c Chronic daily intakes for systemic toxicity for direct contact exposures by an adult recreator

----- AREA_CODE=a MEDIA=RGa Groundwater -----

Analyte	Dermal contact while swimming	Dermal contact while wading	Direct ingestion
Aluminum	8.35E-05	4.94E-05	2.30E-04
Arsenic	2.95E-07	1.75E-07	8.14E-07
Barium	1.14E-05	6.74E-06	3.13E-05
Chromium	3.69E-06	2.19E-06	1.02E-05
Fluoride	2.56E-05	1.51E-05	7.05E-05
Iron	1.82E-04	1.08E-04	5.01E-04
Manganese	1.31E-05	7.77E-06	3.61E-05
Tetraoxo-sulfate(1-)			4.95E-03
Thallium	1.98E-05	1.17E-05	5.45E-05
Vanadium	1.23E-05	7.31E-06	3.40E-05
Zinc	1.53E-06	9.04E-07	4.21E-06
1,1-Dichloroethene	1.78E-05	1.05E-05	5.50E-06
Carbon tetrachloride	2.57E-04	1.52E-04	3.21E-05
Chloroform	1.48E-06	8.76E-07	4.58E-07
Tetrachloroethene	7.07E-03	4.19E-03	5.27E-05
Trichloroethene	6.12E-01	3.62E-01	1.05E-01
cis-1,2-Dichloroethene	8.50E-05	5.03E-05	2.34E-05
trans-1,2-Dichloroethene	1.34E-05	7.93E-06	3.44E-05
Cesium-137			
Neptunium-237			
Technetium-99			
Thorium-230			

----- AREA_CODE=a MEDIA=UCRS Groundwater -----

Analyte	Dermal contact while swimming	Dermal contact while wading	Direct ingestion
Aluminum	1.89E-04	1.12E-04	5.21E-04
Antimony	2.32E-06	1.37E-06	6.39E-06
Arsenic	2.30E-07	1.36E-07	6.34E-07
Barium	3.97E-06	2.35E-06	1.09E-05
Beryllium	4.62E-08	2.74E-08	1.27E-07
Chromium	1.18E-06	6.99E-07	3.25E-06
Cobalt	1.66E-07	9.84E-08	4.58E-07
Iron	2.80E-04	1.66E-04	7.71E-04
Lead	5.73E-06	3.40E-06	1.58E-05
Manganese	4.78E-06	2.83E-06	1.32E-05
Nickel	7.54E-06	4.46E-06	2.08E-05
Silica			5.12E-03
Tetraoxo-sulfate(1-)			1.43E-02
Uranium	1.33E-06	7.88E-07	3.66E-06
Vanadium	7.92E-06	4.69E-06	2.18E-05
Zinc	1.65E-06	9.80E-07	4.56E-06
1,1-Dichloroethene	1.18E-06	7.01E-07	3.66E-07
Bis(2-ethylhexyl)phthalate	1.94E-06	1.15E-06	2.29E-07
Chloroform	9.62E-06	5.69E-06	2.98E-06
Trichloroethene	1.10E-01	6.53E-02	1.90E-02
cis-1,2-Dichloroethene	1.08E-04	6.40E-05	2.98E-05
trans-1,2-Dichloroethene	3.84E-06	2.27E-06	9.88E-06
Neptunium-237			
Radon-222			
Technetium-99			

Table 3.39c Chronic daily intakes for systemic toxicity for direct contact exposures by an adult recreator
(continued)

----- AREA_CODE=b MEDIA=McNairy Groundwater -----

Analyte	Dermal contact while swimming	Dermal contact while wading	Direct ingestion
Aluminum	7.00E-05	4.14E-05	1.93E-04
Antimony	8.90E-06	5.27E-06	2.45E-05
Nitrate as Nitrogen	5.77E-05	3.41E-05	1.59E-04
Silica			1.84E-03
Tetraoxo-sulfate(1-)			2.26E-03
Trichloroethene	7.98E-04	4.72E-04	1.37E-04
Technetium-99			

----- AREA_CODE=b MEDIA=RGa Groundwater -----

Analyte	Dermal contact while swimming	Dermal contact while wading	Direct ingestion
Aluminum	1.27E-04	7.51E-05	3.49E-04
Arsenic	2.78E-07	1.65E-07	7.66E-07
Barium	1.81E-05	1.07E-05	4.98E-05
Beryllium	5.35E-07	3.17E-07	1.47E-06
Cadmium	7.20E-07	4.26E-07	1.98E-06
Chromium	2.84E-06	1.68E-06	7.83E-06
Cobalt	2.20E-06	1.30E-06	6.07E-06
Fluoride	1.30E-05	7.68E-06	3.57E-05
Iron	4.23E-04	2.51E-04	1.17E-03
Lead	3.44E-06	2.03E-06	9.47E-06
Manganese	3.31E-05	1.96E-05	9.12E-05
Mercury	2.49E-08	1.48E-08	6.87E-08
Nitrate as Nitrogen	1.38E-04	8.14E-05	3.79E-04
Selenium	3.49E-07	2.07E-07	9.63E-07
Silica			2.34E-03
Sulfate	7.39E-04	4.38E-04	2.04E-03
Tetraoxo-sulfate(1-)			1.70E-03
Tin	1.25E-05	7.41E-06	3.45E-05
Uranium	5.21E-07	3.09E-07	1.44E-06
Vanadium	3.32E-06	1.97E-06	9.16E-06
Zinc	2.28E-06	1.35E-06	6.29E-06
1,1,2-Trichloroethane	1.40E-06	8.27E-07	4.58E-07
1,1-Dichloroethene	9.62E-07	5.69E-07	2.98E-07
1,2-Dichloroethane	4.85E-07	2.87E-07	2.52E-07
Acetone	8.93E-07	5.29E-07	4.32E-06
Carbon tetrachloride	2.93E-05	1.73E-05	3.66E-06
Chlorobenzene	6.82E-06	4.04E-06	4.58E-07
Chloroform	1.04E-05	6.13E-06	3.21E-06
Di-n-butyl phthalate	7.65E-05	4.53E-05	1.83E-06
Ethane			1.93E-05
Ethylene			1.39E-04
Methylene chloride	8.33E-07	4.93E-07	5.10E-07
Tetrachloroethene	9.84E-03	5.83E-03	7.33E-05
Trichloroethene	3.24E-03	1.92E-03	5.58E-04
Vinyl chloride	6.87E-04	4.07E-04	2.59E-04
cis-1,2-Dichloroethene	5.42E-04	3.21E-04	1.49E-04
Americium-241			
Cesium-137			
Cobalt-60			
Plutonium-239			
Radium-226			
Radon-222			
Technetium-99			
Thorium-230			

Table 3.39c Chronic daily intakes for systemic toxicity for direct contact exposures by an adult recreator
(continued)

----- AREA_CODE=b MEDIA=RGa Groundwater -----
(continued)

Analyte	Dermal contact while swimming	Dermal contact while wading	Direct ingestion
Uranium-234			
Uranium-235			
Uranium-235/236			
Uranium-238			

----- AREA_CODE=b MEDIA=UCRS Groundwater -----

Analyte	Dermal contact while swimming	Dermal contact while wading	Direct ingestion
Aluminum	2.08E-04	1.23E-04	5.74E-04
Arsenic	1.51E-06	8.93E-07	4.15E-06
Barium	1.45E-05	8.60E-06	4.00E-05
Beryllium	3.32E-08	1.97E-08	9.16E-08
Cadmium	5.32E-07	3.15E-07	1.47E-06
Chromium	3.10E-06	1.84E-06	8.54E-06
Cobalt	6.23E-07	3.69E-07	1.72E-06
Fluoride	2.15E-05	1.27E-05	5.92E-05
Iron	2.73E-04	1.62E-04	7.52E-04
Lead	1.50E-07	8.86E-08	4.12E-07
Manganese	2.11E-05	1.25E-05	5.81E-05
Mercury	2.49E-08	1.48E-08	6.87E-08
Molybdenum	8.31E-07	4.92E-07	2.29E-06
Nickel	2.60E-05	1.54E-05	7.15E-05
Nitrate as Nitrogen	5.41E-05	3.20E-05	1.49E-04
Selenium	2.17E-07	1.29E-07	5.99E-07
Silica			4.67E-03
Sulfate	1.28E-02	7.56E-03	3.52E-02
Tetraoxo-sulfate(1-)			2.29E-02
Thallium	1.91E-06	1.13E-06	5.25E-06
Tin	2.16E-06	1.28E-06	5.95E-06
Uranium	6.28E-07	3.72E-07	1.73E-06
Vanadium	8.13E-06	4.81E-06	2.24E-05
Zinc	1.61E-06	9.52E-07	4.43E-06
1,1-Dichloroethene	1.92E-06	1.14E-06	5.95E-07
1,2-Dichloroethene	7.45E-07	4.41E-07	1.92E-06
2,4-Dimethylphenol	2.61E-05	1.55E-05	6.54E-07
Benzene	1.36E-05	8.06E-06	1.79E-06
Chloroethane	1.42E-04	8.38E-05	4.87E-05
Di-n-butyl phthalate	5.45E-06	3.23E-06	1.31E-07
Dimethylbenzene	5.67E-05	3.36E-05	1.65E-06
Ethane			3.43E-05
Ethylbenzene	5.35E-06	3.17E-06	1.99E-07
Ethylene			4.86E-04
Isophorone	1.56E-06	9.26E-07	9.80E-07
Trichloroethene	3.78E-02	2.24E-02	6.52E-03
Vinyl chloride	5.45E-05	3.23E-05	2.06E-05
cis-1,2-Dichloroethene	9.29E-04	5.50E-04	2.56E-04
trans-1,2-Dichloroethene	4.54E-07	2.69E-07	1.17E-06
Americium-241			
Cobalt-60			
Neptunium-237			
Plutonium-239			
Radium-226			
Radon-222			
Technetium-99			

Table 3.39c Chronic daily intakes for systemic toxicity for direct contact exposures by an adult recreator
(continued)

----- AREA_CODE=b MEDIA=UCRS Groundwater -----
(continued)

Analyte	Dermal contact while swimming	Dermal contact while wading	Direct ingestion
Uranium-234			
Uranium-235			
Uranium-235/236			
Uranium-238			

----- AREA_CODE=c MEDIA=RGa Groundwater -----

Analyte	Dermal contact while swimming	Dermal contact while wading	Direct ingestion
Aluminum	3.11E-04	1.84E-04	8.58E-04
Barium	9.59E-06	5.68E-06	2.64E-05
Chromium	1.74E-05	1.03E-05	4.78E-05
Iron	5.61E-04	3.32E-04	1.55E-03
Manganese	2.50E-05	1.48E-05	6.88E-05
Molybdenum	3.09E-06	1.83E-06	8.50E-06
Silica			2.83E-03
Sulfate	1.46E-03	8.67E-04	4.03E-03
Tetraoxo-sulfate(1-)			4.26E-03
Zinc	2.78E-06	1.64E-06	7.65E-06
1,1-Dichloroethene	6.80E-06	4.02E-06	2.10E-06
Chloroform	3.70E-06	2.19E-06	1.14E-06
Trichloroethene	5.55E-04	3.29E-04	9.56E-05
cis-1,2-Dichloroethene	5.14E-06	3.04E-06	1.42E-06
Radon-222			
Technetium-99			

----- AREA_CODE=c MEDIA=UCRS Groundwater -----

Analyte	Dermal contact while swimming	Dermal contact while wading	Direct ingestion
Aluminum	1.52E-04	9.00E-05	4.19E-04
Barium	5.50E-06	3.26E-06	1.52E-05
Iron	1.58E-04	9.35E-05	4.35E-04
Manganese	1.09E-05	6.46E-06	3.01E-05
Silica			6.30E-03
Tetraoxo-sulfate(1-)			1.35E-02
Vanadium	2.76E-06	1.64E-06	7.61E-06
Zinc	1.88E-06	1.11E-06	5.19E-06
Benzene	1.75E-06	1.03E-06	2.29E-07
Chloroform	8.87E-06	5.25E-06	2.74E-06
Trichloroethene	3.68E-06	2.18E-06	6.34E-07
Technetium-99			

Table 3.39c Chronic daily intakes for systemic toxicity for direct contact exposures by an adult recreator
(continued)

----- AREA_CODE=d MEDIA=McNairy Groundwater -----			
Analyte	Dermal contact while swimming	Dermal contact while wading	Direct ingestion
Silica			3.52E-03
Tetraoxo-sulfate(1-)			3.22E-03
Thallium	2.78E-05	1.64E-05	7.65E-05
Zinc	1.15E-05	6.84E-06	3.18E-05
Trichloroethene	2.23E-06	1.32E-06	3.84E-07
----- AREA_CODE=d MEDIA=Other Groundwater -----			
Analyte	Dermal contact while swimming	Dermal contact while wading	Direct ingestion
Methylene chloride	1.87E-06	1.11E-06	1.14E-06
----- AREA_CODE=d MEDIA=RGa Groundwater -----			
Analyte	Dermal contact while swimming	Dermal contact while wading	Direct ingestion
Aluminum	1.04E-04	6.13E-05	2.85E-04
Arsenic	3.31E-07	1.96E-07	9.12E-07
Barium	2.07E-05	1.22E-05	5.70E-05
Chromium	2.91E-06	1.72E-06	8.02E-06
Cobalt	1.97E-06	1.17E-06	5.42E-06
Fluoride	1.33E-05	7.89E-06	3.67E-05
Iron	1.69E-04	1.00E-04	4.66E-04
Lead	5.59E-06	3.31E-06	1.54E-05
Manganese	9.66E-05	5.72E-05	2.66E-04
Silica			2.71E-03
Tetraoxo-sulfate(1-)			1.85E-03
Tin	6.65E-05	3.94E-05	1.83E-04
Uranium	1.88E-07	1.11E-07	5.17E-07
Vanadium	5.23E-06	3.10E-06	1.44E-05
Zinc	1.73E-06	1.02E-06	4.77E-06
Bis(2-ethylhexyl)phthalate	3.89E-06	2.30E-06	4.58E-07
Butyl benzyl phthalate	5.93E-06	3.51E-06	2.29E-07
Di-n-butyl phthalate	6.99E-05	4.14E-05	1.67E-06
Dimethylbenzene	6.33E-04	3.75E-04	1.84E-05
Ethylbenzene	2.44E-04	1.44E-04	9.07E-06
Methylene chloride	1.55E-05	9.15E-06	9.46E-06
Tetrachloroethene	1.54E-04	9.10E-05	1.14E-06
Trichloroethene	1.14E-03	6.73E-04	1.96E-04
cis-1,2-Dichloroethene	2.41E-05	1.43E-05	6.64E-06
Americium-241			
Cesium-137			
Cobalt-60			
Plutonium-239			
Radium-226			
Radon-222			
Technetium-99			
Uranium-234			
Uranium-238			

Table 3.39c Chronic daily intakes for systemic toxicity for direct contact exposures by an adult recreator
(continued)

----- AREA_CODE=d MEDIA=UCRS Groundwater -----

Analyte	Dermal contact while swimming	Dermal contact while wading	Direct ingestion
Aluminum	3.89E-04	2.30E-04	1.07E-03
Ammonia as Nitrogen	8.88E-06	5.26E-06	1.63E-05
Antimony	2.14E-06	1.26E-06	5.88E-06
Arsenic	3.06E-07	1.81E-07	8.43E-07
Barium	2.12E-05	1.25E-05	5.83E-05
Beryllium	1.41E-07	8.37E-08	3.89E-07
Cadmium	9.97E-07	5.91E-07	2.75E-06
Chromium	2.34E-06	1.39E-06	6.45E-06
Cobalt	2.02E-06	1.19E-06	5.56E-06
Fluoride	1.83E-05	1.08E-05	5.05E-05
Iron	6.27E-03	3.71E-03	1.73E-02
Kjeldahl Nitrogen			1.13E-03
Lead	2.87E-06	1.70E-06	7.91E-06
Manganese	2.24E-03	1.33E-03	6.18E-03
Mercury	8.71E-09	5.16E-09	2.40E-08
Nickel	2.85E-06	1.69E-06	7.85E-06
Nitrate as Nitrogen	1.54E-04	9.13E-05	4.25E-04
Nitrate/Nitrite	3.27E-04	1.94E-04	9.02E-04
Orthophosphate			1.90E-05
Selenium	2.76E-07	1.63E-07	7.60E-07
Silica			3.01E-03
Strontium	1.07E-04	6.34E-05	2.95E-04
Sulfate	2.26E-03	1.34E-03	6.23E-03
Sulfide			6.17E-03
Tetraoxo-sulfate(1-)			2.38E-02
Uranium	2.83E-06	1.68E-06	7.80E-06
Vanadium	1.60E-05	9.45E-06	4.40E-05
Zinc	1.83E-06	1.08E-06	5.04E-06
1,1-Dichloroethene	1.11E-05	6.59E-06	3.44E-06
1,2-Dichloroethane	8.81E-07	5.22E-07	4.58E-07
1,2-Dichloroethene	2.22E-07	1.32E-07	5.72E-07
Benzene	8.73E-06	5.17E-06	1.14E-06
Dimethylbenzene	1.09E-03	6.47E-04	3.18E-05
Ethylbenzene	6.08E-04	3.60E-04	2.26E-05
Fluorene	9.32E-05	5.52E-05	1.05E-06
Methylene chloride	2.27E-06	1.34E-06	1.39E-06
Naphthalene	4.17E-05	2.47E-05	1.67E-06
Phenanthrene	9.93E-05	5.88E-05	1.01E-06
Trichloroethene	6.63E-03	3.93E-03	1.14E-03
cis-1,2-Dichloroethene	6.13E-06	3.63E-06	1.69E-06
Neptunium-237			
Radon-222			
Technetium-99			
Thorium-228			
Uranium-234			
Uranium-235			
Uranium-238			

----- AREA_CODE=e MEDIA=McNairy Groundwater -----

Analyte	Dermal contact while swimming	Dermal contact while wading	Direct ingestion
Aluminum	7.38E-05	4.37E-05	2.03E-04
Arsenic	1.20E-06	7.13E-07	3.32E-06
Barium	2.32E-05	1.37E-05	6.38E-05
Beryllium	8.49E-07	5.02E-07	2.34E-06

Table 3.39c Chronic daily intakes for systemic toxicity for direct contact exposures by an adult recreator
(continued)

----- AREA_CODE=e MEDIA=McNairy Groundwater -----
(continued)

Analyte	Dermal contact while swimming	Dermal contact while wading	Direct ingestion
Cadmium	1.75E-06	1.03E-06	4.81E-06
Chromium	1.02E-05	6.02E-06	2.80E-05
Cobalt	3.22E-06	1.91E-06	8.88E-06
Fluoride	2.54E-05	1.50E-05	7.00E-05
Iron	1.24E-03	7.36E-04	3.42E-03
Manganese	4.18E-05	2.48E-05	1.15E-04
Nickel	4.39E-06	2.60E-06	1.21E-05
Silica			4.74E-03
Sulfate	9.70E-02	5.74E-02	2.67E-01
Tetraoxo-sulfate(1-)			2.02E-03
Uranium	4.13E-07	2.45E-07	1.14E-06
Vanadium	3.76E-05	2.23E-05	1.04E-04
Zinc	1.34E-05	7.95E-06	3.70E-05
Trichloroethene	2.46E-06	1.46E-06	4.24E-07
Radon-222			
Technetium-99			

----- AREA_CODE=e MEDIA=RGa Groundwater -----

Analyte	Dermal contact while swimming	Dermal contact while wading	Direct ingestion
Aluminum	5.26E-05	3.12E-05	1.45E-04
Arsenic	2.09E-07	1.24E-07	5.76E-07
Barium	1.54E-05	9.14E-06	4.25E-05
Beryllium	4.97E-07	2.94E-07	1.37E-06
Cadmium	1.34E-06	7.94E-07	3.70E-06
Cobalt	2.20E-06	1.30E-06	6.07E-06
Copper	3.20E-06	1.90E-06	8.82E-06
Fluoride	1.31E-05	7.78E-06	3.62E-05
Iron	2.34E-04	1.39E-04	6.44E-04
Manganese	5.54E-06	3.28E-06	1.53E-05
Molybdenum	2.45E-06	1.45E-06	6.74E-06
Silica			2.01E-03
Silver	3.00E-06	1.78E-06	8.27E-06
Sulfate	3.25E-03	1.92E-03	8.96E-03
Tetraoxo-sulfate(1-)			2.04E-03
Thallium	7.10E-06	4.21E-06	1.96E-05
Uranium	1.07E-07	6.36E-08	2.96E-07
Vanadium	6.78E-06	4.01E-06	1.87E-05
Zinc	2.95E-06	1.75E-06	8.12E-06
2-Butanone	1.54E-05	9.12E-06	3.89E-05
Dimethylbenzene	4.72E-05	2.80E-05	1.37E-06
Trichloroethene	1.85E-03	1.10E-03	3.19E-04
trans-1,2-Dichloroethene	4.45E-07	2.63E-07	1.14E-06
Cobalt-60			
Radon-222			
Technetium-99			
Thorium-230			

Table 3.39c Chronic daily intakes for systemic toxicity for direct contact exposures by an adult recreator
(continued)

----- AREA_CODE=e MEDIA=UCRS Groundwater -----

Analyte	Dermal contact while swimming	Dermal contact while wading	Direct ingestion
Aluminum	3.53E-04	2.09E-04	9.72E-04
Arsenic	2.70E-07	1.60E-07	7.45E-07
Barium	3.68E-05	2.18E-05	1.01E-04
Chromium	3.80E-06	2.25E-06	1.05E-05
Fluoride	4.47E-05	2.65E-05	1.23E-04
Iron	3.75E-04	2.22E-04	1.03E-03
Manganese	5.15E-06	3.05E-06	1.42E-05
Nickel	1.35E-05	7.97E-06	3.71E-05
Silica			4.35E-03
Sulfate	2.84E-03	1.68E-03	7.83E-03
Tetraoxo-sulfate(1-)			3.99E-03
Vanadium	3.85E-05	2.28E-05	1.06E-04
Zinc	8.63E-06	5.11E-06	2.38E-05
Trichloroethene	1.74E-06	1.03E-06	3.00E-07
Radon-222			

----- AREA_CODE=f MEDIA=McNairy Groundwater -----

Analyte	Dermal contact while swimming	Dermal contact while wading	Direct ingestion
Barium	1.44E-05	8.55E-06	3.98E-05
Tetraoxo-sulfate(1-)			8.93E-04
Zinc	9.61E-06	5.69E-06	2.65E-05

----- AREA_CODE=f MEDIA=RGa Groundwater -----

Analyte	Dermal contact while swimming	Dermal contact while wading	Direct ingestion
Aluminum	4.46E-05	2.64E-05	1.23E-04
Arsenic	2.16E-07	1.28E-07	5.95E-07
Barium	2.35E-05	1.39E-05	6.48E-05
Cadmium	2.42E-06	1.43E-06	6.67E-06
Chromium	6.93E-06	4.10E-06	1.91E-05
Copper	2.46E-06	1.46E-06	6.78E-06
Iron	1.08E-04	6.39E-05	2.97E-04
Manganese	5.95E-06	3.52E-06	1.64E-05
Silica			2.33E-03
Sulfate	1.59E-03	9.41E-04	4.38E-03
Tetraoxo-sulfate(1-)			9.19E-03
Vanadium	6.10E-06	3.61E-06	1.68E-05
Zinc	1.50E-06	8.87E-07	4.13E-06
1,1-Dichloroethene	4.18E-06	2.48E-06	1.30E-06
1,2-Dichloroethene	1.25E-06	7.37E-07	3.21E-06
Bis(2-ethylhexyl)phthalate	5.45E-05	3.22E-05	6.41E-06
Carbon tetrachloride	1.10E-06	6.50E-07	1.37E-07
Trichloroethene	1.00E-03	5.94E-04	1.73E-04
cis-1,2-Dichloroethene	6.23E-06	3.69E-06	1.72E-06
Plutonium-239			
Radon-222			
Technetium-99			

Table 3.39c Chronic daily intakes for systemic toxicity for direct contact exposures by an adult recreator
(continued)

----- AREA_CODE=f MEDIA=UCRS Groundwater -----

Analyte	Dermal contact while swimming	Dermal contact while wading	Direct ingestion
Aluminum	5.73E-04	3.39E-04	1.58E-03
Barium	1.01E-05	5.96E-06	2.77E-05
Iron	3.39E-04	2.01E-04	9.35E-04
Manganese	6.40E-06	3.79E-06	1.76E-05
Silica			5.87E-03
Tetraoxo-sulfate(1-)			6.92E-03
Vanadium	3.70E-06	2.19E-06	1.02E-05
Zinc	5.19E-06	3.07E-06	1.43E-05
Trichloroethene	1.81E-06	1.07E-06	3.12E-07
Radon-222			
Technetium-99			

----- AREA_CODE=g MEDIA=McNairy Groundwater -----

Analyte	Dermal contact while swimming	Dermal contact while wading	Direct ingestion
Arsenic	2.08E-07	1.23E-07	5.72E-07
Mercury	8.34E-08	4.94E-08	2.30E-07
Silica			2.73E-03
Tetraoxo-sulfate(1-)			1.73E-03
Neptunium-237			
Plutonium-239			
Radium-226			

----- AREA_CODE=g MEDIA=RGA Groundwater -----

Analyte	Dermal contact while swimming	Dermal contact while wading	Direct ingestion
Aluminum	1.25E-04	7.40E-05	3.44E-04
Arsenic	2.08E-07	1.23E-07	5.74E-07
Cadmium	9.97E-07	5.91E-07	2.75E-06
Chromium	6.69E-06	3.96E-06	1.84E-05
Iron	2.48E-04	1.47E-04	6.84E-04
Lead	5.55E-06	3.29E-06	1.53E-05
Manganese	4.85E-06	2.87E-06	1.34E-05
Nickel	1.09E-05	6.45E-06	3.00E-05
Silica			2.37E-03
Tetraoxo-sulfate(1-)			1.03E-03
Zinc	4.51E-06	2.67E-06	1.24E-05
Trichloroethene	1.33E-06	7.87E-07	2.29E-07
Neptunium-237			
Radium-226			
Radon-222			
Technetium-99			
Thorium-230			

Table 3.39c Chronic daily intakes for systemic toxicity for direct contact exposures by an adult recreator
(continued)

----- AREA_CODE=g MEDIA=UCRS Groundwater -----

Analyte	Dermal contact while swimming	Dermal contact while wading	Direct ingestion
Aluminum	7.74E-05	4.58E-05	2.13E-04
Chromium	7.47E-06	4.42E-06	2.06E-05
Manganese	4.89E-05	2.89E-05	1.35E-04
Nitrate as Nitrogen	2.40E-04	1.42E-04	6.60E-04
Silica			3.06E-03
Tetraoxo-sulfate(1-)			1.85E-02
Vanadium	8.45E-06	5.01E-06	2.33E-05
Zinc	2.75E-06	1.63E-06	7.59E-06
Neptunium-237			
Plutonium-239			
Radium-226			
Radon-222			
Technetium-99			

----- AREA_CODE=h MEDIA=McNairy Groundwater -----

Analyte	Dermal contact while swimming	Dermal contact while wading	Direct ingestion
Fluoride	2.66E-05	1.58E-05	7.33E-05
Silica			3.77E-03
Tetraoxo-sulfate(1-)			1.36E-03
Radium-226			
Radon-222			
Thorium-230			

----- AREA_CODE=h MEDIA=Other Groundwater -----

Analyte	Dermal contact while swimming	Dermal contact while wading	Direct ingestion
Antimony	3.61E-06	2.14E-06	9.94E-06
Barium	4.66E-06	2.76E-06	1.28E-05
Chromium	2.30E-06	1.36E-06	6.34E-06
Fluoride	1.10E-04	6.49E-05	3.02E-04
Iron	3.64E-05	2.15E-05	1.00E-04
Manganese	2.60E-06	1.54E-06	7.15E-06
Mercury	2.39E-08	1.41E-08	6.58E-08
Nickel	4.81E-06	2.85E-06	1.32E-05
Nitrate as Nitrogen	2.43E-04	1.44E-04	6.70E-04
Silica			1.87E-03
Tetraoxo-sulfate(1-)			2.85E-03
Thallium	6.00E-06	3.55E-06	1.65E-05
Vanadium	9.78E-06	5.79E-06	2.70E-05
Zinc	1.61E-06	9.54E-07	4.44E-06
Neptunium-237			
Radium-226			
Radon-222			
Thorium-230			

Table 3.39c Chronic daily intakes for systemic toxicity for direct contact exposures by an adult recreator
(continued)

----- AREA_CODE=h MEDIA=RGa Groundwater -----

Analyte	Dermal contact while swimming	Dermal contact while wading	Direct ingestion
Aluminum	1.92E-04	1.14E-04	5.29E-04
Arsenic	2.31E-07	1.37E-07	6.37E-07
Barium	7.70E-06	4.56E-06	2.12E-05
Chromium	1.16E-05	6.86E-06	3.19E-05
Iron	6.07E-04	3.59E-04	1.67E-03
Manganese	3.81E-06	2.26E-06	1.05E-05
Nitrate as Nitrogen	6.25E-04	3.70E-04	1.72E-03
Tetraoxo-sulfate(1-)			2.05E-03
Uranium	2.55E-07	1.51E-07	7.03E-07
Vanadium	5.62E-06	3.32E-06	1.55E-05
Trichloroethene	1.59E-06	9.39E-07	2.73E-07
cis-1,2-Dichloroethene	1.99E-06	1.18E-06	5.50E-07
Radon-222			
Technetium-99			

----- AREA_CODE=h MEDIA=UCRS Groundwater -----

Analyte	Dermal contact while swimming	Dermal contact while wading	Direct ingestion
Aluminum	1.36E-04	8.07E-05	3.75E-04
Barium	4.90E-06	2.90E-06	1.35E-05
Iron	1.25E-04	7.41E-05	3.45E-04
Manganese	3.75E-06	2.22E-06	1.03E-05
Nickel	2.77E-05	1.64E-05	7.63E-05
Nitrate as Nitrogen	1.36E-04	8.05E-05	3.74E-04
Silica			8.93E-03
Tetraoxo-sulfate(1-)			5.60E-03
Vanadium	3.32E-06	1.97E-06	9.16E-06
Zinc	1.50E-06	8.86E-07	4.12E-06
Radon-222			

----- AREA_CODE=i MEDIA=McNairy Groundwater -----

Analyte	Dermal contact while swimming	Dermal contact while wading	Direct ingestion
Manganese	6.03E-05	3.57E-05	1.66E-04
Silica			3.81E-03
Tetraoxo-sulfate(1-)			2.33E-03
Vanadium	1.55E-05	9.20E-06	4.28E-05

----- AREA_CODE=i MEDIA=RGa Groundwater -----

Analyte	Dermal contact while swimming	Dermal contact while wading	Direct ingestion
Aluminum	9.28E-05	5.50E-05	2.56E-04
Antimony	6.92E-06	4.10E-06	1.91E-05
Arsenic	2.24E-07	1.33E-07	6.18E-07
Barium	8.40E-06	4.98E-06	2.32E-05

Table 3.39c Chronic daily intakes for systemic toxicity for direct contact exposures by an adult recreator
(continued)

----- AREA_CODE=i MEDIA=RGA Groundwater -----
(continued)

Analyte	Dermal contact while swimming	Dermal contact while wading	Direct ingestion
Beryllium	6.61E-07	3.91E-07	1.82E-06
Bicarbonate			2.90E-02
Boron	2.20E-05	1.30E-05	6.05E-05
Cadmium	3.27E-07	1.94E-07	9.02E-07
Cerium			9.16E-06
Chromium	2.19E-05	1.29E-05	6.02E-05
Cobalt	2.38E-06	1.41E-06	6.57E-06
Copper	2.49E-06	1.47E-06	6.86E-06
Fluoride	1.73E-05	1.03E-05	4.78E-05
Gallium			1.03E-05
Iron	2.46E-04	1.45E-04	6.77E-04
Lithium	3.32E-06	1.97E-06	9.16E-06
Manganese	1.13E-05	6.69E-06	3.11E-05
Mercury	1.10E-08	6.49E-09	3.02E-08
Nickel	6.24E-06	3.70E-06	1.72E-05
Selenium	2.09E-07	1.24E-07	5.76E-07
Silica			2.77E-03
Silver	1.74E-06	1.03E-06	4.81E-06
Sulfate	3.20E-03	1.89E-03	8.80E-03
Tetraoxo-sulfate(1-)			3.57E-03
Thorium			5.72E-06
Titanium	3.02E-06	1.79E-06	8.33E-06
Uranium	9.52E-08	5.64E-08	2.62E-07
Vanadium	5.94E-06	3.51E-06	1.64E-05
Zinc	4.69E-06	2.78E-06	1.29E-05
Zirconium	8.31E-07	4.92E-07	2.29E-06
1,2-Dichlorobenzene	2.89E-07	1.71E-07	1.31E-08
1,2-Dichloroethene	1.21E-07	7.16E-08	3.11E-07
1,3,5-Trimethylbenzene	4.05E-06	2.40E-06	4.58E-08
1,4-Dichlorobenzene	3.19E-07	1.89E-07	1.42E-08
4-Bromofluorobenzene			1.08E-05
4-Methyl-2-pentanone	2.19E-06	1.30E-06	1.83E-06
Acetone	3.83E-07	2.27E-07	1.85E-06
Acrylonitrile	1.16E-06	6.89E-07	2.29E-06
Benzene	1.75E-06	1.03E-06	2.29E-07
Bis(2-ethylhexyl)phthalate	1.03E-05	6.12E-06	1.22E-06
Bromomethane	2.91E-07	1.72E-07	2.29E-07
Carbazole	6.53E-05	3.87E-05	1.98E-06
Chloroform	1.48E-06	8.76E-07	4.58E-07
Chloromethane	6.98E-07	4.13E-07	4.58E-07
Chrysene	4.04E-05	2.39E-05	1.37E-07
Di-n-butyl phthalate	5.37E-05	3.18E-05	1.29E-06
Dimethylbenzene	2.36E-05	1.40E-05	6.87E-07
Ethanol			3.86E-05
Ethylbenzene	6.15E-06	3.64E-06	2.29E-07
Methylene chloride	1.33E-06	7.88E-07	8.15E-07
PCB-1254	1.22E-05	7.21E-06	9.69E-08
Polychlorinated biphenyl	2.88E-06	1.70E-06	2.29E-08
Tetrachloroethene	6.15E-05	3.64E-05	4.58E-07
Trichloroethene	5.43E-06	3.22E-06	9.35E-07
Vinyl chloride	6.07E-07	3.59E-07	2.29E-07
m,p-Xylene	4.30E-07	2.55E-07	1.25E-08
trans-1,3-Dichloropropene			3.89E-08
Americium-241			
Cesium-137			
Cobalt-60			
Radium-226			
Radon-222			
Technetium-99			

Table 3.39c Chronic daily intakes for systemic toxicity for direct contact exposures by an adult recreator
(continued)

----- AREA_CODE=i MEDIA=UCRS Groundwater -----

Analyte	Dermal contact while swimming	Dermal contact while wading	Direct ingestion
Aluminum	4.22E-04	2.50E-04	1.16E-03
Antimony	1.21E-06	7.15E-07	3.33E-06
Arsenic	5.51E-07	3.26E-07	1.52E-06
Barium	2.44E-05	1.44E-05	6.72E-05
Cadmium	5.49E-07	3.25E-07	1.51E-06
Chromium	2.37E-06	1.41E-06	6.54E-06
Cobalt	2.12E-06	1.25E-06	5.84E-06
Copper	2.35E-05	1.39E-05	6.47E-05
Fluoride	7.34E-05	4.34E-05	2.02E-04
Iron	4.59E-04	2.72E-04	1.27E-03
Lead	4.77E-06	2.82E-06	1.31E-05
Manganese	1.10E-04	6.52E-05	3.03E-04
Mercury	1.00E-08	5.95E-09	2.77E-08
Nickel	4.44E-06	2.63E-06	1.22E-05
Silica			3.06E-03
Silver	1.56E-06	9.24E-07	4.30E-06
Sulfate	6.98E-03	4.13E-03	1.92E-02
Tetraoxo-sulfate(1-)			2.40E-02
Thallium	6.82E-07	4.04E-07	1.88E-06
Uranium	9.37E-07	5.55E-07	2.58E-06
Vanadium	2.52E-05	1.49E-05	6.94E-05
Zinc	2.41E-05	1.43E-05	6.63E-05
Benzene	4.31E-06	2.55E-06	5.65E-07
Bromodichloromethane	1.22E-06	7.22E-07	5.79E-07
Chloroform	2.11E-06	1.25E-06	6.53E-07
Dibromochloromethane	6.48E-07	3.84E-07	4.58E-07
Ethanol			5.50E-06
Methylene chloride	1.61E-06	9.54E-07	9.87E-07
Trichloroethene	4.53E-06	2.68E-06	7.81E-07
Cesium-137			
Cobalt-60			
Radium-226			
Radon-222			
Technetium-99			

----- AREA_CODE=j MEDIA=McNairy Groundwater -----

Analyte	Dermal contact while swimming	Dermal contact while wading	Direct ingestion
Aluminum	1.70E-04	1.00E-04	4.67E-04
Arsenic	7.10E-06	4.20E-06	1.96E-05
Manganese	2.51E-04	1.49E-04	6.91E-04
Molybdenum	2.62E-05	1.55E-05	7.21E-05
Sulfate	1.30E-02	7.68E-03	3.57E-02

----- AREA_CODE=j MEDIA=RGa Groundwater -----

Analyte	Dermal contact while swimming	Dermal contact while wading	Direct ingestion
Aluminum	2.82E-04	1.67E-04	7.78E-04
Arsenic	3.57E-07	2.11E-07	9.82E-07
Iron	3.86E-04	2.29E-04	1.06E-03

Table 3.39c Chronic daily intakes for systemic toxicity for direct contact exposures by an adult recreator
(continued)

----- AREA_CODE=j MEDIA=RGa Groundwater -----
(continued)

Analyte	Dermal contact while swimming	Dermal contact while wading	Direct ingestion
Manganese	1.96E-04	1.16E-04	5.39E-04
Molybdenum	1.03E-05	6.10E-06	2.84E-05
Silica			3.27E-03
Sulfate	3.14E-02	1.86E-02	8.65E-02
Thallium	6.03E-06	3.57E-06	1.66E-05
Vanadium	7.92E-06	4.69E-06	2.18E-05

----- AREA_CODE=k MEDIA=Other Groundwater -----

Analyte	Dermal contact while swimming	Dermal contact while wading	Direct ingestion
Aluminum	6.92E-04	4.10E-04	1.91E-03
Ammonia as Nitrogen	5.07E-04	3.00E-04	9.31E-04
Antimony	4.35E-06	2.57E-06	1.20E-05
Arsenic	2.25E-07	1.33E-07	6.19E-07
Barium	8.01E-06	4.74E-06	2.21E-05
Beryllium	4.95E-07	2.93E-07	1.36E-06
Cadmium	1.33E-06	7.87E-07	3.66E-06
Chromium	2.24E-06	1.33E-06	6.18E-06
Cobalt	4.39E-06	2.60E-06	1.21E-05
Fluoride	3.20E-05	1.89E-05	8.82E-05
Iron	1.35E-02	7.97E-03	3.71E-02
Kjeldahl Nitrogen			2.37E-04
Lead	1.27E-05	7.55E-06	3.51E-05
Manganese	9.78E-04	5.79E-04	2.69E-03
Mercury	8.98E-09	5.32E-09	2.47E-08
Nickel	8.06E-06	4.77E-06	2.22E-05
Nitrate as Nitrogen	1.14E-04	6.72E-05	3.13E-04
Silica			1.24E-02
Strontium	5.03E-05	2.98E-05	1.38E-04
Sulfate	1.07E-01	6.34E-02	2.95E-01
Sulfide			3.04E-04
Tetraoxo-sulfate(1-)			7.20E-01
Tin	4.33E-07	2.56E-07	1.19E-06
Uranium	2.76E-07	1.63E-07	7.61E-07
Vanadium	1.14E-05	6.74E-06	3.14E-05
Zinc	8.10E-06	4.79E-06	2.23E-05
1,1-Dichloroethane	1.24E-05	7.37E-06	3.85E-06
1,1-Dichloroethene	1.97E-05	1.17E-05	6.11E-06
1,2-Dichloroethene	8.49E-06	5.03E-06	2.19E-05
Acetone	2.36E-06	1.40E-06	1.14E-05
Di-n-butyl phthalate	5.32E-05	3.15E-05	1.27E-06
Methylene chloride	1.66E-06	9.84E-07	1.02E-06
Naphthalene	7.74E-05	4.58E-05	3.09E-06
Phenanthrene	4.49E-05	2.66E-05	4.58E-07
Trichloroethene	4.32E-05	2.56E-05	7.44E-06
Vinyl chloride	9.10E-06	5.39E-06	3.43E-06
cis-1,2-Dichloroethene	7.91E-05	4.69E-05	2.18E-05
Neptunium-237			
Radium-226			
Radon-222			
Technetium-99			
Thorium-228			
Uranium-234			
Uranium-235			

Table 3.39c Chronic daily intakes for systemic toxicity for direct contact exposures by an adult recreator
(continued)

----- AREA_CODE=k MEDIA=Other Groundwater -----
(continued)

Analyte	Dermal contact while swimming	Dermal contact while wading	Direct ingestion
Uranium-238			

----- AREA_CODE=l MEDIA=McNairy Groundwater -----

Analyte	Dermal contact while swimming	Dermal contact while wading	Direct ingestion
Aluminum	3.19E-05	1.89E-05	8.79E-05
Antimony	7.78E-06	4.61E-06	2.14E-05
Nitrate as Nitrogen	5.29E-05	3.13E-05	1.46E-04
Silica			2.39E-03
Tetraoxo-sulfate(1-)			3.89E-03
Thallium	3.17E-05	1.87E-05	8.72E-05
Zinc	1.02E-05	6.03E-06	2.81E-05
Trichloroethene	5.90E-04	3.49E-04	1.02E-04
Technetium-99			

----- AREA_CODE=l MEDIA=Other Groundwater -----

Analyte	Dermal contact while swimming	Dermal contact while wading	Direct ingestion
Methylene chloride	1.87E-06	1.11E-06	1.14E-06

----- AREA_CODE=l MEDIA=RGa Groundwater -----

Analyte	Dermal contact while swimming	Dermal contact while wading	Direct ingestion
Aluminum	1.33E-04	7.88E-05	3.67E-04
Arsenic	2.70E-07	1.60E-07	7.45E-07
Barium	1.95E-05	1.15E-05	5.37E-05
Beryllium	4.93E-07	2.92E-07	1.36E-06
Cadmium	7.82E-07	4.63E-07	2.15E-06
Chromium	4.72E-06	2.79E-06	1.30E-05
Cobalt	2.14E-06	1.27E-06	5.90E-06
Fluoride	2.02E-05	1.20E-05	5.57E-05
Iron	4.39E-04	2.60E-04	1.21E-03
Lead	4.11E-06	2.44E-06	1.13E-05
Manganese	3.29E-05	1.95E-05	9.06E-05
Mercury	2.49E-08	1.48E-08	6.87E-08
Molybdenum	2.40E-06	1.42E-06	6.62E-06
Nitrate as Nitrogen	1.16E-04	6.88E-05	3.20E-04
Selenium	3.14E-07	1.86E-07	8.66E-07
Silica			2.37E-03
Sulfate	8.12E-04	4.81E-04	2.24E-03
Tetraoxo-sulfate(1-)			2.02E-03
Thallium	6.02E-06	3.57E-06	1.66E-05
Tin	1.92E-05	1.14E-05	5.28E-05
Uranium	3.90E-07	2.31E-07	1.07E-06

Table 3.39c Chronic daily intakes for systemic toxicity for direct contact exposures by an adult recreator
(continued)

----- AREA_CODE=1 MEDIA=RGa Groundwater -----
(continued)

Analyte	Dermal contact while swimming	Dermal contact while wading	Direct ingestion
Vanadium	3.71E-06	2.19E-06	1.02E-05
Zinc	2.28E-06	1.35E-06	6.29E-06
1,1,2-Trichloroethane	1.40E-06	8.27E-07	4.58E-07
1,1-Dichloroethene	4.81E-05	2.85E-05	1.49E-05
1,2-Dichloroethane	4.85E-07	2.87E-07	2.52E-07
Acetone	7.71E-07	4.57E-07	3.73E-06
Bis(2-ethylhexyl)phthalate	3.89E-06	2.30E-06	4.58E-07
Butyl benzyl phthalate	5.93E-06	3.51E-06	2.29E-07
Carbon tetrachloride	2.93E-04	1.73E-04	3.66E-05
Chlorobenzene	6.82E-06	4.04E-06	4.58E-07
Chloroform	1.04E-05	6.13E-06	3.21E-06
Di-n-butyl phthalate	1.26E-04	7.47E-05	3.02E-06
Dimethylbenzene	5.96E-03	3.53E-03	1.73E-04
Ethane			1.26E-05
Ethylbenzene	2.62E-03	1.55E-03	9.74E-05
Ethylene			6.56E-05
Methylene chloride	4.67E-06	2.77E-06	2.86E-06
Tetrachloroethene	9.84E-03	5.83E-03	7.33E-05
Trichloroethene	1.85E-02	1.10E-02	3.19E-03
Vinyl chloride	2.76E-03	1.63E-03	1.04E-03
cis-1,2-Dichloroethene	1.89E-03	1.12E-03	5.21E-04
trans-1,2-Dichloroethene	1.07E-04	6.32E-05	2.75E-04
Americium-241			
Cesium-137			
Cobalt-60			
Neptunium-237			
Plutonium-239			
Radium-226			
Radon-222			
Technetium-99			
Thorium-230			
Uranium-234			
Uranium-235			
Uranium-235/236			
Uranium-238			

----- AREA_CODE=1 MEDIA=UCRS Groundwater -----

Analyte	Dermal contact while swimming	Dermal contact while wading	Direct ingestion
Aluminum	2.19E-04	1.30E-04	6.03E-04
Ammonia as Nitrogen	8.88E-06	5.26E-06	1.63E-05
Antimony	2.32E-06	1.37E-06	6.39E-06
Arsenic	1.18E-06	7.00E-07	3.26E-06
Barium	2.45E-05	1.45E-05	6.75E-05
Beryllium	1.41E-07	8.37E-08	3.89E-07
Cadmium	6.55E-07	3.88E-07	1.80E-06
Chromium	2.86E-06	1.69E-06	7.88E-06
Cobalt	2.01E-06	1.19E-06	5.54E-06
Fluoride	1.92E-05	1.14E-05	5.28E-05
Iron	3.96E-04	2.34E-04	1.09E-03
Kjeldahl Nitrogen			1.13E-03
Lead	3.87E-06	2.29E-06	1.07E-05
Manganese	4.36E-05	2.58E-05	1.20E-04
Mercury	2.49E-08	1.48E-08	6.87E-08

Table 3.39c Chronic daily intakes for systemic toxicity for direct contact exposures by an adult recreator
(continued)

----- AREA_CODE=1 MEDIA=UCRS Groundwater -----
(continued)

Analyte	Dermal contact while swimming	Dermal contact while wading	Direct ingestion
Molybdenum	8.31E-07	4.92E-07	2.29E-06
Nickel	1.12E-05	6.63E-06	3.08E-05
Nitrate as Nitrogen	7.02E-05	4.16E-05	1.93E-04
Nitrate/Nitrite	1.74E-04	1.03E-04	4.79E-04
Orthophosphate			1.90E-05
Selenium	2.16E-07	1.28E-07	5.96E-07
Silica			3.92E-03
Strontium	1.07E-04	6.34E-05	2.95E-04
Sulfate	1.09E-02	6.45E-03	3.00E-02
Sulfide			6.17E-03
Tetraoxo-sulfate(1-)			2.28E-02
Thallium	4.62E-06	2.74E-06	1.27E-05
Tin	2.16E-06	1.28E-06	5.95E-06
Uranium	9.75E-07	5.77E-07	2.68E-06
Vanadium	6.44E-06	3.81E-06	1.77E-05
Zinc	1.50E-06	8.90E-07	4.14E-06
1,1-Dichloroethene	1.48E-04	8.76E-05	4.58E-05
1,2-Dichloroethane	8.81E-07	5.22E-07	4.58E-07
1,2-Dichloroethene	3.36E-07	1.99E-07	8.64E-07
2,4-Dimethylphenol	4.02E-05	2.38E-05	1.01E-06
Benzene	1.36E-05	8.06E-06	1.79E-06
Bis(2-ethylhexyl)phthalate	1.94E-06	1.15E-06	2.29E-07
Chloroethane	5.45E-04	3.23E-04	1.88E-04
Chloroform	1.26E-05	7.45E-06	3.89E-06
Di-n-butyl phthalate	9.37E-06	5.55E-06	2.24E-07
Dimethylbenzene	6.70E-03	3.97E-03	1.95E-04
Ethane			2.84E-05
Ethylbenzene	2.95E-03	1.75E-03	1.10E-04
Ethylene			4.02E-04
Fluorene	8.05E-05	4.77E-05	9.04E-07
Isophorone	1.84E-06	1.09E-06	1.15E-06
Methylene chloride	3.81E-06	2.26E-06	2.33E-06
Naphthalene	8.09E-05	4.79E-05	3.23E-06
Phenanthrene	8.73E-05	5.17E-05	8.91E-07
Trichloroethene	4.44E-02	2.63E-02	7.64E-03
Vinyl chloride	3.03E-03	1.80E-03	1.14E-03
cis-1,2-Dichloroethene	4.07E-03	2.41E-03	1.12E-03
trans-1,2-Dichloroethene	4.45E-05	2.63E-05	1.14E-04
Americium-241			
Cobalt-60			
Neptunium-237			
Plutonium-239			
Radium-226			
Radon-222			
Technetium-99			
Thorium-228			
Uranium-234			
Uranium-235			
Uranium-235/236			
Uranium-238			

Table 3.39c Chronic daily intakes for systemic toxicity for direct contact exposures by an adult recreator
(continued)

----- AREA_CODE=m MEDIA=McNairy Groundwater -----

Analyte	Dermal contact while swimming	Dermal contact while wading	Direct ingestion
Aluminum	5.46E-05	3.23E-05	1.50E-04
Arsenic	4.69E-07	2.78E-07	1.29E-06
Barium	1.65E-05	9.78E-06	4.55E-05
Beryllium	5.66E-07	3.35E-07	1.56E-06
Cadmium	1.54E-06	9.10E-07	4.23E-06
Chromium	6.87E-06	4.07E-06	1.89E-05
Cobalt	2.50E-06	1.48E-06	6.90E-06
Fluoride	2.27E-05	1.34E-05	6.24E-05
Iron	2.50E-03	1.48E-03	6.89E-03
Manganese	3.99E-05	2.36E-05	1.10E-04
Mercury	2.85E-08	1.69E-08	7.86E-08
Molybdenum	3.00E-06	1.78E-06	8.27E-06
Nickel	3.49E-06	2.07E-06	9.61E-06
Silica			3.85E-03
Sulfate	4.13E-02	2.44E-02	1.14E-01
Tetraoxo-sulfate(1-)			1.79E-03
Uranium	1.62E-07	9.59E-08	4.46E-07
Vanadium	1.24E-05	7.36E-06	3.42E-05
Zinc	3.27E-06	1.94E-06	9.02E-06
Trichloroethene	2.01E-06	1.19E-06	3.47E-07
Neptunium-237			
Plutonium-239			
Radium-226			
Radon-222			
Technetium-99			
Thorium-230			

----- AREA_CODE=m MEDIA=Other Groundwater -----

Analyte	Dermal contact while swimming	Dermal contact while wading	Direct ingestion
Aluminum	2.90E-04	1.72E-04	8.00E-04
Ammonia as Nitrogen	5.07E-04	3.00E-04	9.31E-04
Antimony	2.97E-06	1.76E-06	8.19E-06
Arsenic	2.20E-07	1.30E-07	6.06E-07
Barium	8.42E-06	4.99E-06	2.32E-05
Beryllium	2.27E-07	1.34E-07	6.25E-07
Cadmium	1.33E-06	7.87E-07	3.66E-06
Chromium	2.22E-06	1.31E-06	6.10E-06
Cobalt	5.29E-06	3.13E-06	1.46E-05
Fluoride	5.16E-05	3.06E-05	1.42E-04
Iron	3.86E-03	2.28E-03	1.06E-02
Kjeldahl Nitrogen			2.37E-04
Lead	1.02E-05	6.03E-06	2.81E-05
Manganese	3.31E-04	1.96E-04	9.12E-04
Mercury	1.51E-08	8.92E-09	4.15E-08
Nickel	5.26E-06	3.11E-06	1.45E-05
Nitrate as Nitrogen	1.70E-04	1.01E-04	4.69E-04
Silica			9.17E-03
Strontium	5.03E-05	2.98E-05	1.38E-04
Sulfate	1.07E-01	6.34E-02	2.95E-01
Sulfide			3.04E-04
Tetraoxo-sulfate(1-)			1.30E-01
Thallium	6.23E-06	3.69E-06	1.72E-05
Tin	4.33E-07	2.56E-07	1.19E-06
Uranium	2.29E-07	1.35E-07	6.30E-07

Table 3.39c Chronic daily intakes for systemic toxicity for direct contact exposures by an adult recreator
(continued)

----- AREA_CODE=m MEDIA=Other Groundwater -----
(continued)

Analyte	Dermal contact while swimming	Dermal contact while wading	Direct ingestion
Vanadium	9.06E-06	5.37E-06	2.50E-05
Zinc	3.80E-06	2.25E-06	1.05E-05
1,1-Dichloroethane	1.23E-05	7.28E-06	3.81E-06
1,1-Dichloroethene	1.95E-05	1.15E-05	6.04E-06
1,2-Dichloroethene	8.49E-06	5.03E-06	2.19E-05
Acetone	2.36E-06	1.40E-06	1.14E-05
Di-n-butyl phthalate	5.32E-05	3.15E-05	1.27E-06
Methylene chloride	1.66E-06	9.84E-07	1.02E-06
Naphthalene	7.74E-05	4.58E-05	3.09E-06
Phenanthrene	4.49E-05	2.66E-05	4.58E-07
Trichloroethene	3.22E-05	1.91E-05	5.55E-06
Vinyl chloride	9.10E-06	5.39E-06	3.43E-06
cis-1,2-Dichloroethene	7.49E-05	4.44E-05	2.06E-05
Neptunium-237			
Radium-226			
Radon-222			
Technetium-99			
Thorium-228			
Thorium-230			
Uranium-234			
Uranium-235			
Uranium-238			

----- AREA_CODE=m MEDIA=RGa Groundwater -----

Analyte	Dermal contact while swimming	Dermal contact while wading	Direct ingestion
Aluminum	6.50E-05	3.85E-05	1.79E-04
Antimony	6.56E-06	3.88E-06	1.81E-05
Arsenic	2.19E-07	1.30E-07	6.03E-07
Barium	8.15E-06	4.82E-06	2.24E-05
Beryllium	5.95E-07	3.52E-07	1.64E-06
Bicarbonate			2.90E-02
Boron	2.20E-05	1.30E-05	6.05E-05
Cadmium	8.31E-07	4.92E-07	2.29E-06
Cerium			9.16E-06
Chromium	1.50E-05	8.88E-06	4.13E-05
Cobalt	2.36E-06	1.40E-06	6.50E-06
Copper	2.44E-06	1.44E-06	6.71E-06
Fluoride	1.40E-05	8.27E-06	3.85E-05
Gallium			1.03E-05
Iron	2.06E-04	1.22E-04	5.68E-04
Lead	4.23E-06	2.51E-06	1.17E-05
Lithium	3.32E-06	1.97E-06	9.16E-06
Manganese	8.79E-06	5.20E-06	2.42E-05
Mercury	1.03E-08	6.10E-09	2.84E-08
Molybdenum	2.38E-06	1.41E-06	6.56E-06
Nickel	5.42E-06	3.21E-06	1.49E-05
Nitrate as Nitrogen	8.20E-05	4.86E-05	2.26E-04
Selenium	2.11E-07	1.25E-07	5.81E-07
Silica			2.11E-03
Silver	1.90E-06	1.12E-06	5.23E-06
Sulfate	2.27E-03	1.35E-03	6.26E-03
Tetraoxo-sulfate(1-)			2.52E-03
Thallium	9.04E-06	5.35E-06	2.49E-05

Table 3.39c Chronic daily intakes for systemic toxicity for direct contact exposures by an adult recreator
(continued)

----- AREA_CODE=m MEDIA=RGa Groundwater -----
(continued)

Analyte	Dermal contact while swimming	Dermal contact while wading	Direct ingestion
Thorium			5.72E-06
Titanium	3.02E-06	1.79E-06	8.33E-06
Uranium	9.55E-08	5.66E-08	2.63E-07
Vanadium	5.25E-06	3.11E-06	1.45E-05
Zinc	4.68E-06	2.77E-06	1.29E-05
Zirconium	8.31E-07	4.92E-07	2.29E-06
1,1-Dichloroethene	1.48E-05	8.76E-06	4.58E-06
1,2-Dichlorobenzene	2.89E-07	1.71E-07	1.31E-08
1,2-Dichloroethene	1.73E-07	1.03E-07	4.46E-07
1,3,5-Trimethylbenzene	4.05E-06	2.40E-06	4.58E-08
1,4-Dichlorobenzene	3.19E-07	1.89E-07	1.42E-08
2-Butanone	1.04E-06	6.18E-07	2.64E-06
4-Bromofluorobenzene			1.08E-05
4-Methyl-2-pentanone	2.48E-06	1.47E-06	2.07E-06
Acetone	5.31E-07	3.14E-07	2.57E-06
Acrylonitrile	1.16E-06	6.89E-07	2.29E-06
Benzene	1.75E-06	1.03E-06	2.29E-07
Bis(2-ethylhexyl)phthalate	1.16E-05	6.88E-06	1.37E-06
Bromomethane	2.91E-07	1.72E-07	2.29E-07
Carbazole	8.65E-05	5.12E-05	2.62E-06
Carbon tetrachloride	1.10E-06	6.50E-07	1.37E-07
Chloroform	1.48E-06	8.76E-07	4.58E-07
Chloromethane	6.98E-07	4.13E-07	4.58E-07
Chrysene	4.04E-05	2.39E-05	1.37E-07
Di-n-butyl phthalate	5.69E-05	3.37E-05	1.36E-06
Dimethylbenzene	4.72E-05	2.80E-05	1.37E-06
Ethanol			3.86E-05
Ethylbenzene	6.15E-06	3.64E-06	2.29E-07
Methylene chloride	1.35E-06	7.98E-07	8.25E-07
PCB-1254	1.22E-05	7.21E-06	9.69E-08
Polychlorinated biphenyl	2.88E-06	1.70E-06	2.29E-08
Tetrachloroethene	6.15E-05	3.64E-05	4.58E-07
Trichloroethene	7.78E-04	4.61E-04	1.34E-04
Vinyl chloride	6.07E-07	3.59E-07	2.29E-07
cis-1,2-Dichloroethene	1.83E-05	1.08E-05	5.04E-06
m,p-Xylene	4.30E-07	2.55E-07	1.25E-08
trans-1,2-Dichloroethene	4.45E-07	2.63E-07	1.14E-06
trans-1,3-Dichloropropene			3.89E-08
Americium-241			
Cesium-137			
Cobalt-60			
Neptunium-237			
Plutonium-239			
Radium-226			
Radon-222			
Technetium-99			
Thorium-230			

----- AREA_CODE=m MEDIA=UCRS Groundwater -----

Analyte	Dermal contact while swimming	Dermal contact while wading	Direct ingestion
Aluminum	2.79E-04	1.65E-04	7.70E-04
Antimony	4.78E-06	2.83E-06	1.32E-05
Arsenic	3.33E-07	1.97E-07	9.17E-07

Table 3.39c Chronic daily intakes for systemic toxicity for direct contact exposures by an adult recreator
(continued)

----- AREA_CODE=m MEDIA=UCRS Groundwater -----
(continued)

Analyte	Dermal contact while swimming	Dermal contact while wading	Direct ingestion
Barium	2.34E-05	1.38E-05	6.44E-05
Cadmium	8.38E-07	4.96E-07	2.31E-06
Chromium	2.46E-06	1.45E-06	6.76E-06
Cobalt	2.19E-06	1.30E-06	6.04E-06
Copper	1.09E-05	6.44E-06	3.00E-05
Fluoride	5.43E-05	3.21E-05	1.50E-04
Iron	3.44E-04	2.04E-04	9.47E-04
Lead	4.28E-06	2.53E-06	1.18E-05
Manganese	1.70E-05	1.01E-05	4.69E-05
Mercury	9.56E-09	5.66E-09	2.63E-08
Nickel	5.15E-06	3.05E-06	1.42E-05
Nitrate as Nitrogen	1.08E-04	6.37E-05	2.97E-04
Silica			3.82E-03
Silver	1.71E-06	1.01E-06	4.72E-06
Sulfate	6.28E-03	3.72E-03	1.73E-02
Tetraoxo-sulfate(1-)			1.05E-02
Thallium	6.82E-07	4.04E-07	1.88E-06
Uranium	5.28E-06	3.13E-06	1.45E-05
Vanadium	1.89E-05	1.12E-05	5.20E-05
Zinc	1.35E-05	7.96E-06	3.71E-05
Benzene	5.51E-06	3.26E-06	7.23E-07
Bromodichloromethane	4.34E-06	2.57E-06	2.06E-06
Chloroform	7.94E-06	4.70E-06	2.46E-06
Dibromochloromethane	6.48E-07	3.84E-07	4.58E-07
Ethanol			5.50E-06
Methylene chloride	1.59E-06	9.40E-07	9.72E-07
Trichloroethene	4.99E-06	2.96E-06	8.59E-07
Cesium-137			
Cobalt-60			
Neptunium-237			
Plutonium-239			
Radium-226			
Radon-222			
Technetium-99			

----- AREA_CODE=n MEDIA=McNairy Groundwater -----

Analyte	Dermal contact while swimming	Dermal contact while wading	Direct ingestion
Aluminum	1.28E-04	7.59E-05	3.53E-04
Antimony	6.79E-06	4.02E-06	1.87E-05
Arsenic	3.89E-07	2.30E-07	1.07E-06
Barium	1.56E-05	9.26E-06	4.31E-05
Beryllium	5.70E-07	3.38E-07	1.57E-06
Cadmium	1.59E-06	9.39E-07	4.37E-06
Chromium	2.65E-06	1.57E-06	7.29E-06
Cobalt	2.48E-06	1.47E-06	6.82E-06
Fluoride	1.98E-05	1.17E-05	5.45E-05
Iron	7.43E-04	4.40E-04	2.05E-03
Manganese	3.16E-05	1.87E-05	8.72E-05
Mercury	2.00E-08	1.18E-08	5.51E-08
Molybdenum	2.89E-06	1.71E-06	7.97E-06
Nickel	3.51E-06	2.08E-06	9.68E-06
Nitrate as Nitrogen	4.69E-05	2.78E-05	1.29E-04
Silica			3.20E-03

Table 3.39c Chronic daily intakes for systemic toxicity for direct contact exposures by an adult recreator
(continued)

----- AREA_CODE=n MEDIA=McNairy Groundwater -----
(continued)

Analyte	Dermal contact while swimming	Dermal contact while wading	Direct ingestion
Sulfate	3.13E-02	1.85E-02	8.63E-02
Tetraoxo-sulfate(1-)			1.72E-03
Thallium	7.40E-06	4.38E-06	2.04E-05
Uranium	1.40E-07	8.28E-08	3.85E-07
Vanadium	9.85E-06	5.83E-06	2.71E-05
Zinc	5.28E-06	3.12E-06	1.45E-05
Trichloroethene	2.22E-04	1.31E-04	3.82E-05
Neptunium-237			
Plutonium-239			
Radium-226			
Radon-222			
Technetium-99			
Thorium-230			

----- AREA_CODE=n MEDIA=Other Groundwater -----

Analyte	Dermal contact while swimming	Dermal contact while wading	Direct ingestion
Aluminum	2.90E-04	1.72E-04	8.00E-04
Ammonia as Nitrogen	5.07E-04	3.00E-04	9.31E-04
Antimony	2.97E-06	1.76E-06	8.19E-06
Arsenic	2.20E-07	1.30E-07	6.06E-07
Barium	8.42E-06	4.99E-06	2.32E-05
Beryllium	2.27E-07	1.34E-07	6.25E-07
Cadmium	1.33E-06	7.87E-07	3.66E-06
Chromium	2.22E-06	1.31E-06	6.10E-06
Cobalt	5.29E-06	3.13E-06	1.46E-05
Fluoride	5.16E-05	3.06E-05	1.42E-04
Iron	3.86E-03	2.28E-03	1.06E-02
Kjeldahl Nitrogen			2.37E-04
Lead	1.02E-05	6.03E-06	2.81E-05
Manganese	3.31E-04	1.96E-04	9.12E-04
Mercury	1.51E-08	8.92E-09	4.15E-08
Nickel	5.26E-06	3.11E-06	1.45E-05
Nitrate as Nitrogen	1.70E-04	1.01E-04	4.69E-04
Silica			9.17E-03
Strontium	5.03E-05	2.98E-05	1.38E-04
Sulfate	1.07E-01	6.34E-02	2.95E-01
Sulfide			3.04E-04
Tetraoxo-sulfate(1-)			1.30E-01
Thallium	6.23E-06	3.69E-06	1.72E-05
Tin	4.33E-07	2.56E-07	1.19E-06
Uranium	2.29E-07	1.35E-07	6.30E-07
Vanadium	9.06E-06	5.37E-06	2.50E-05
Zinc	3.80E-06	2.25E-06	1.05E-05
1,1-Dichloroethane	1.22E-05	7.20E-06	3.76E-06
1,1-Dichloroethene	1.93E-05	1.14E-05	5.96E-06
1,2-Dichloroethene	7.18E-06	4.25E-06	1.85E-05
Acetone	2.36E-06	1.40E-06	1.14E-05
Di-n-butyl phthalate	5.32E-05	3.15E-05	1.27E-06
Methylene chloride	1.59E-06	9.40E-07	9.72E-07
Naphthalene	7.74E-05	4.58E-05	3.09E-06
Phenanthrene	4.49E-05	2.66E-05	4.58E-07
Trichloroethene	3.20E-05	1.90E-05	5.51E-06
Vinyl chloride	9.10E-06	5.39E-06	3.43E-06

Table 3.39c Chronic daily intakes for systemic toxicity for direct contact exposures by an adult recreator
(continued)

----- AREA_CODE=n MEDIA=Other Groundwater -----
(continued)

Analyte	Dermal contact while swimming	Dermal contact while wading	Direct ingestion
cis-1,2-Dichloroethene	7.49E-05	4.44E-05	2.06E-05
Neptunium-237			
Radium-226			
Radon-222			
Technetium-99			
Thorium-228			
Thorium-230			
Uranium-234			
Uranium-235			
Uranium-238			

----- AREA_CODE=n MEDIA=RGa Groundwater -----

Analyte	Dermal contact while swimming	Dermal contact while wading	Direct ingestion
Aluminum	8.68E-05	5.14E-05	2.39E-04
Antimony	6.39E-06	3.78E-06	1.76E-05
Arsenic	2.39E-07	1.41E-07	6.57E-07
Barium	8.19E-06	4.85E-06	2.26E-05
Beryllium	5.61E-07	3.32E-07	1.55E-06
Bicarbonate			2.90E-02
Boron	2.20E-05	1.30E-05	6.05E-05
Cadmium	7.90E-07	4.68E-07	2.18E-06
Cerium			9.16E-06
Chromium	1.02E-05	6.04E-06	2.81E-05
Cobalt	2.28E-06	1.35E-06	6.29E-06
Copper	2.13E-06	1.26E-06	5.87E-06
Fluoride	1.61E-05	9.56E-06	4.45E-05
Gallium			1.03E-05
Iron	2.64E-04	1.56E-04	7.28E-04
Lead	4.10E-06	2.43E-06	1.13E-05
Lithium	3.32E-06	1.97E-06	9.16E-06
Manganese	1.80E-05	1.07E-05	4.97E-05
Mercury	2.33E-08	1.38E-08	6.42E-08
Molybdenum	2.37E-06	1.40E-06	6.52E-06
Nickel	5.27E-06	3.12E-06	1.45E-05
Nitrate as Nitrogen	9.12E-05	5.40E-05	2.51E-04
Selenium	2.56E-07	1.52E-07	7.06E-07
Silica			2.21E-03
Silver	1.93E-06	1.14E-06	5.32E-06
Sulfate	1.98E-03	1.17E-03	5.44E-03
Tetraoxo-sulfate(1-)			2.25E-03
Thallium	8.28E-06	4.90E-06	2.28E-05
Thorium			5.72E-06
Tin	3.32E-06	1.97E-06	9.15E-06
Titanium	3.02E-06	1.79E-06	8.33E-06
Uranium	2.20E-07	1.30E-07	6.05E-07
Vanadium	4.85E-06	2.87E-06	1.34E-05
Zinc	4.01E-06	2.38E-06	1.11E-05
Zirconium	8.31E-07	4.92E-07	2.29E-06
1,1,2-Trichloroethane	1.40E-06	8.27E-07	4.58E-07
1,1-Dichloroethene	4.81E-05	2.85E-05	1.49E-05
1,2-Dichlorobenzene	2.89E-07	1.71E-07	1.31E-08
1,2-Dichloroethane	4.85E-07	2.87E-07	2.52E-07
1,2-Dichloroethene	1.60E-07	9.47E-08	4.12E-07

Table 3.39c Chronic daily intakes for systemic toxicity for direct contact exposures by an adult recreator
(continued)

----- AREA_CODE=n MEDIA=RGa Groundwater -----
(continued)

Analyte	Dermal contact while swimming	Dermal contact while wading	Direct ingestion
1,3,5-Trimethylbenzene	4.05E-06	2.40E-06	4.58E-08
1,4-Dichlorobenzene	3.19E-07	1.89E-07	1.42E-08
2-Butanone	8.54E-06	5.06E-06	2.16E-05
4-Bromofluorobenzene			1.08E-05
4-Methyl-2-pentanone	4.66E-06	2.76E-06	3.89E-06
Acetone	4.43E-06	2.62E-06	2.14E-05
Acrylonitrile	1.16E-06	6.89E-07	2.29E-06
Benzene	1.75E-06	1.03E-06	2.29E-07
Bis(2-ethylhexyl)phthalate	1.05E-05	6.24E-06	1.24E-06
Bromomethane	2.91E-07	1.72E-07	2.29E-07
Butyl benzyl phthalate	5.93E-06	3.51E-06	2.29E-07
Carbazole	4.36E-05	2.58E-05	1.32E-06
Carbon tetrachloride	2.93E-04	1.73E-04	3.66E-05
Chlorobenzene	6.82E-06	4.04E-06	4.58E-07
Chloroform	1.04E-05	6.13E-06	3.21E-06
Chloromethane	6.98E-07	4.13E-07	4.58E-07
Chrysene	4.04E-05	2.39E-05	1.37E-07
Di-n-butyl phthalate	9.39E-05	5.56E-05	2.25E-06
Dimethylbenzene	2.56E-03	1.51E-03	7.44E-05
Ethane			7.52E-06
Ethanol			3.86E-05
Ethylbenzene	1.14E-03	6.75E-04	4.24E-05
Ethylene			2.25E-05
Methylene chloride	1.64E-05	9.72E-06	1.01E-05
PCB-1254	1.28E-05	7.61E-06	1.02E-07
Polychlorinated biphenyl	2.88E-06	1.70E-06	2.29E-08
Tetrachloroethene	9.84E-03	5.83E-03	7.33E-05
Trichloroethene	8.92E-03	5.28E-03	1.54E-03
Vinyl chloride	1.06E-03	6.29E-04	4.01E-04
cis-1,2-Dichloroethene	7.71E-04	4.56E-04	2.12E-04
m,p-Xylene	7.65E-07	4.53E-07	2.22E-08
trans-1,2-Dichloroethene	7.92E-05	4.69E-05	2.04E-04
trans-1,3-Dichloropropene			3.89E-08
Americium-241			
Cesium-137			
Cobalt-60			
Neptunium-237			
Plutonium-239			
Radium-226			
Radon-222			
Technetium-99			
Thorium-230			
Uranium-234			
Uranium-235			
Uranium-235/236			
Uranium-238			

----- AREA_CODE=n MEDIA=UCRS Groundwater -----

Analyte	Dermal contact while swimming	Dermal contact while wading	Direct ingestion
Aluminum	2.16E-04	1.28E-04	5.96E-04
Ammonia as Nitrogen	8.88E-06	5.26E-06	1.63E-05
Antimony	4.13E-06	2.45E-06	1.14E-05
Arsenic	1.01E-06	5.97E-07	2.78E-06

Table 3.39c Chronic daily intakes for systemic toxicity for direct contact exposures by an adult recreator
(continued)

----- AREA_CODE=n MEDIA=UCRS Groundwater ----- (continued)			
Analyte	Dermal contact while swimming	Dermal contact while wading	Direct ingestion
Barium	2.31E-05	1.37E-05	6.37E-05
Beryllium	1.41E-07	8.37E-08	3.89E-07
Cadmium	6.67E-07	3.95E-07	1.84E-06
Chromium	2.75E-06	1.63E-06	7.57E-06
Cobalt	2.04E-06	1.21E-06	5.62E-06
Copper	4.03E-06	2.39E-06	1.11E-05
Fluoride	3.68E-05	2.18E-05	1.01E-04
Iron	3.48E-04	2.06E-04	9.57E-04
Kjeldahl Nitrogen			1.13E-03
Lead	4.01E-06	2.37E-06	1.10E-05
Manganese	6.58E-05	3.90E-05	1.81E-04
Mercury	4.16E-08	2.46E-08	1.14E-07
Molybdenum	8.31E-07	4.92E-07	2.29E-06
Nickel	8.94E-06	5.29E-06	2.46E-05
Nitrate as Nitrogen	6.66E-05	3.94E-05	1.83E-04
Nitrate/Nitrite	1.74E-04	1.03E-04	4.79E-04
Orthophosphate			1.90E-05
Selenium	2.14E-07	1.27E-07	5.91E-07
Silica			3.78E-03
Silver	1.75E-06	1.04E-06	4.82E-06
Strontium	1.07E-04	6.34E-05	2.95E-04
Sulfate	1.02E-02	6.04E-03	2.81E-02
Sulfide			6.17E-03
Tetraoxo-sulfate(1-)			2.13E-02
Thallium	4.32E-06	2.56E-06	1.19E-05
Tin	2.16E-06	1.28E-06	5.95E-06
Uranium	2.00E-06	1.18E-06	5.50E-06
Vanadium	6.69E-06	3.96E-06	1.84E-05
Zinc	4.36E-06	2.58E-06	1.20E-05
1,1-Dichloroethene	1.48E-04	8.76E-05	4.58E-05
1,2-Dichloroethane	8.81E-07	5.22E-07	4.58E-07
1,2-Dichloroethene	5.44E-07	3.22E-07	1.40E-06
2,4-Dimethylphenol	4.02E-05	2.38E-05	1.01E-06
Benzene	1.36E-05	8.06E-06	1.79E-06
Bis(2-ethylhexyl)phthalate	1.94E-06	1.15E-06	2.29E-07
Bromodichloromethane	4.34E-06	2.57E-06	2.06E-06
Chloroethane	4.60E-05	2.72E-05	1.58E-05
Chloroform	1.78E-05	1.05E-05	5.50E-06
Di-n-butyl phthalate	9.37E-06	5.55E-06	2.24E-07
Dibromochloromethane	6.48E-07	3.84E-07	4.58E-07
Dimethylbenzene	4.71E-03	2.79E-03	1.37E-04
Ethane			2.84E-05
Ethanol			5.50E-06
Ethylbenzene	2.08E-03	1.23E-03	7.76E-05
Ethylene			4.02E-04
Fluorene	8.05E-05	4.77E-05	9.04E-07
Isophorone	1.84E-06	1.09E-06	1.15E-06
Methylene chloride	1.68E-06	9.96E-07	1.03E-06
Naphthalene	8.09E-05	4.79E-05	3.23E-06
Phenanthrene	8.73E-05	5.17E-05	8.91E-07
Trichloroethene	3.35E-02	1.98E-02	5.77E-03
Vinyl chloride	3.03E-03	1.80E-03	1.14E-03
cis-1,2-Dichloroethene	3.19E-03	1.89E-03	8.80E-04
trans-1,2-Dichloroethene	4.45E-05	2.63E-05	1.14E-04
Americium-241			
Cesium-137			
Cobalt-60			
Neptunium-237			
Plutonium-239			

Table 3.39c Chronic daily intakes for systemic toxicity for direct contact exposures by an adult recreator
(continued)

----- AREA_CODE=n MEDIA=UCRS Groundwater ----- (continued)			
Analyte	Dermal contact while swimming	Dermal contact while wading	Direct ingestion
Radium-226			
Radon-222			
Technetium-99			
Thorium-228			
Uranium-234			
Uranium-235			
Uranium-235/236			
Uranium-238			

Table 3.40a Chronic daily intakes for systemic toxicity for biota consumption by a child recreator

----- AREA_CODE=a MEDIA=RGA Groundwater -----

Analyte	Ingestion of fish	Ingestion of venison	Ingestion of rabbit	Ingestion of quail
Aluminum		2.52E-06	3.82E-08	2.25E-09
Arsenic		1.19E-08	1.80E-10	1.06E-11
Barium	1.56E-04	4.58E-08	6.93E-10	1.84E-09
Chromium	2.54E-03	6.68E-07	1.01E-08	5.97E-10
Fluoride				
Iron	1.25E-01	7.31E-05	1.11E-06	3.26E-06
Manganese	1.80E-02	1.32E-07	2.00E-09	1.18E-08
Tetraoxo-sulfate(1-)				
Thallium		1.59E-05	2.41E-07	1.42E-08
Vanadium	4.24E-04	6.20E-07	9.40E-09	5.54E-10
Zinc	5.24E-03	3.07E-06	4.65E-08	1.92E-07
1,1-Dichloroethene	9.41E-05	6.33E-11	9.58E-13	
Carbon tetrachloride	3.17E-03	3.70E-09	5.60E-11	
Chloroform	1.11E-05	8.36E-12	1.27E-13	
Tetrachloroethene	3.66E-03	3.83E-09	5.79E-11	
Trichloroethene	5.15E+00	4.83E-06	7.31E-08	
cis-1,2-Dichloroethene	4.78E-04	3.39E-10	5.14E-12	
trans-1,2-Dichloroethene	5.86E-05	1.90E-11	2.88E-13	
Cesium-137				
Neptunium-237				
Technetium-99				
Thorium-230				

----- AREA_CODE=a MEDIA=UCRS Groundwater -----

Analyte	Ingestion of fish	Ingestion of venison	Ingestion of rabbit	Ingestion of quail
Aluminum		5.70E-06	8.64E-08	5.09E-09
Antimony	7.96E-04	1.86E-09	2.83E-11	1.66E-12
Arsenic		9.25E-09	1.40E-10	8.26E-12
Barium	5.45E-05	1.60E-08	2.42E-10	6.41E-10
Beryllium	1.59E-05	9.29E-10	1.41E-11	8.30E-13
Chromium	8.10E-04	2.14E-07	3.24E-09	1.91E-10
Cobalt	1.71E-04	3.34E-10	5.06E-12	5.97E-09
Iron	1.92E-01	1.12E-04	1.70E-06	5.02E-06
Lead	5.91E-03	4.61E-08	6.99E-10	4.12E-11
Manganese	6.56E-03	4.80E-08	7.28E-10	4.29E-09
Nickel	2.59E-03	7.58E-07	1.15E-08	
Silica				
Tetraoxo-sulfate(1-)				
Uranium	4.57E-05	8.02E-09	1.22E-10	2.39E-08
Vanadium	2.72E-04	3.98E-07	6.03E-09	3.56E-10
Zinc	5.68E-03	3.33E-06	5.04E-08	2.08E-07
1,1-Dichloroethene	6.27E-06	4.22E-12	6.39E-14	
Bis(2-ethylhexyl)phthalate	8.90E-04	3.32E-09	5.03E-11	
Chloroform	7.23E-05	5.43E-11	8.23E-13	
Trichloroethene	9.30E-01	8.71E-07	1.32E-08	
cis-1,2-Dichloroethene	6.07E-04	4.31E-10	6.54E-12	
trans-1,2-Dichloroethene	1.68E-05	5.45E-12	8.25E-14	
Neptunium-237				
Radon-222				
Technetium-99				

----- AREA_CODE=b MEDIA=McNairy Groundwater -----

Analyte	Ingestion of fish	Ingestion of venison	Ingestion of rabbit	Ingestion of quail
Aluminum		2.11E-06	3.20E-08	1.88E-09

Table 3.40a Chronic daily intakes for systemic toxicity for biota consumption by a child recreator (continued)

----- AREA_CODE=b MEDIA=McNairy Groundwater -----
(continued)

Analyte	Ingestion of fish	Ingestion of venison	Ingestion of rabbit	Ingestion of quail
Antimony	3.05E-03	7.16E-09	1.08E-10	6.39E-12
Nitrate as Nitrogen				
Silica				
Tetraoxo-sulfate(1-)				
Trichloroethene	6.72E-03	6.29E-09	9.54E-11	
Technetium-99				

----- AREA_CODE=b MEDIA=RGa Groundwater -----

Analyte	Ingestion of fish	Ingestion of venison	Ingestion of rabbit	Ingestion of quail
Aluminum		3.82E-06	5.79E-08	3.41E-09
Arsenic		1.12E-08	1.69E-10	9.98E-12
Barium	2.48E-04	7.27E-08	1.10E-09	2.92E-09
Beryllium	1.84E-04	1.08E-08	1.63E-10	9.60E-12
Cadmium	4.95E-04	5.79E-09	8.78E-11	1.03E-08
Chromium	1.95E-03	5.14E-07	7.79E-09	4.59E-10
Cobalt	2.27E-03	4.43E-09	6.71E-11	7.91E-08
Fluoride				
Iron	2.91E-01	1.70E-04	2.58E-06	7.60E-06
Lead	3.54E-03	2.76E-08	4.19E-10	2.47E-11
Manganese	4.55E-02	3.33E-07	5.04E-09	2.97E-08
Mercury	8.56E-05	5.01E-09	7.59E-11	1.34E-11
Nitrate as Nitrogen				
Selenium		7.03E-07	1.06E-08	5.65E-08
Silica				
Sulfate				
Tetraoxo-sulfate(1-)				
Tin	1.29E-01	2.51E-06	3.81E-08	
Uranium	1.79E-05	3.14E-09	4.76E-11	9.35E-09
Vanadium	1.14E-04	1.67E-07	2.53E-09	1.49E-10
Zinc	7.84E-03	4.59E-06	6.95E-08	2.87E-07
1,1,2-Trichloroethane	1.11E-05	8.36E-12	1.27E-13	
1,1-Dichloroethene	5.10E-06	3.43E-12	5.19E-14	
1,2-Dichloroethane	2.55E-06	1.45E-12	2.20E-14	
Acetone	2.08E-06	4.54E-13	6.88E-15	
Carbon tetrachloride	3.61E-04	4.22E-10	6.39E-12	
Chlorobenzene	4.51E-05	5.27E-11	7.99E-13	
Chloroform	7.79E-05	5.85E-11	8.86E-13	
Di-n-butyl phthalate	7.12E-03	2.65E-08	4.02E-10	
Ethane				
Ethylene				
Methylene chloride	3.64E-06	1.86E-12	2.81E-14	
Tetrachloroethene	5.09E-03	5.32E-09	8.06E-11	
Trichloroethene	2.73E-02	2.56E-08	3.88E-10	
Vinyl chloride	2.20E-03	1.19E-09	1.80E-11	
cis-1,2-Dichloroethene	3.05E-03	2.16E-09	3.28E-11	
Americium-241				
Cesium-137				
Cobalt-60				
Plutonium-239				
Radium-226				
Radon-222				
Technetium-99				
Thorium-230				
Uranium-234				
Uranium-235				
Uranium-235/236				
Uranium-238				

Table 3.40a Chronic daily intakes for systemic toxicity for biota consumption by a child recreator (continued)

----- AREA_CODE=b MEDIA=UCRS Groundwater -----

Analyte	Ingestion of fish	Ingestion of venison	Ingestion of rabbit	Ingestion of quail
Aluminum		6.29E-06	9.52E-08	5.61E-09
Arsenic		6.06E-08	9.19E-10	5.41E-11
Barium	1.99E-04	5.84E-08	8.84E-10	2.35E-09
Beryllium	1.14E-05	6.68E-10	1.01E-11	5.97E-13
Cadmium	3.65E-04	4.28E-09	6.48E-11	7.64E-09
Chromium	2.13E-03	5.61E-07	8.50E-09	5.01E-10
Cobalt	6.42E-04	1.25E-09	1.90E-11	2.24E-08
Fluoride				
Iron	1.87E-01	1.10E-04	1.66E-06	4.90E-06
Lead	1.54E-04	1.20E-09	1.82E-11	1.07E-12
Manganese	2.90E-02	2.12E-07	3.21E-09	1.89E-08
Mercury	8.56E-05	5.01E-09	7.59E-11	1.34E-11
Molybdenum	2.85E-05	1.67E-08	2.53E-10	1.49E-08
Nickel	8.91E-03	2.61E-06	3.95E-08	
Nitrate as Nitrogen				
Selenium		4.37E-07	6.62E-09	3.51E-08
Silica				
Sulfate				
Tetraoxo-sulfate(1-)				
Thallium		1.53E-06	2.32E-08	1.37E-09
Tin	2.23E-02	4.34E-07	6.58E-09	
Uranium	2.16E-05	3.79E-09	5.74E-11	1.13E-08
Vanadium	2.79E-04	4.08E-07	6.19E-09	3.65E-10
Zinc	5.52E-03	3.23E-06	4.90E-08	2.02E-07
1,1-Dichloroethene	1.02E-05	6.85E-12	1.04E-13	
1,2-Dichloroethene	3.26E-06	1.06E-12	1.60E-14	
2,4-Dimethylphenol	2.69E-05	2.38E-11	3.61E-13	
Benzene	5.17E-05	4.10E-11	6.21E-13	
Chloroethane	4.15E-04	2.23E-10	3.38E-12	
Di-n-butyl phthalate	5.08E-04	1.89E-09	2.87E-11	
Dimethylbenzene	3.90E-04	6.00E-10	9.09E-12	
Ethane				
Ethylbenzene	3.32E-05	4.58E-11	6.93E-13	
Ethylene				
Isophorone	1.41E-05	8.96E-12	1.36E-13	
Trichloroethene	3.19E-01	2.99E-07	4.52E-09	
Vinyl chloride	1.75E-04	9.43E-11	1.43E-12	
cis-1,2-Dichloroethene	5.22E-03	3.71E-09	5.62E-11	
trans-1,2-Dichloroethene	1.99E-06	6.43E-13	9.75E-15	
Americium-241				
Cobalt-60				
Neptunium-237				
Plutonium-239				
Radium-226				
Radon-222				
Technetium-99				
Uranium-234				
Uranium-235				
Uranium-235/236				
Uranium-238				

----- AREA_CODE=c MEDIA=RGA Groundwater -----

Analyte	Ingestion of fish	Ingestion of venison	Ingestion of rabbit	Ingestion of quail
Aluminum		9.39E-06	1.42E-07	8.38E-09
Barium	1.32E-04	3.86E-08	5.84E-10	1.55E-09
Chromium	1.19E-02	3.14E-06	4.76E-08	2.81E-09
Iron	3.85E-01	2.26E-04	3.42E-06	1.01E-05
Manganese	3.43E-02	2.51E-07	3.80E-09	2.24E-08

Table 3.40a Chronic daily intakes for systemic toxicity for biota consumption by a child recreator (continued)

----- AREA_CODE=c MEDIA=RGa Groundwater -----
(continued)

Analyte	Ingestion of fish	Ingestion of venison	Ingestion of rabbit	Ingestion of quail
Molybdenum	1.06E-04	6.20E-08	9.40E-10	5.54E-08
Silica Sulfate Tetraoxo-sulfate(1-)				
Zinc	9.53E-03	5.58E-06	8.46E-08	3.49E-07
1,1-Dichloroethene	3.60E-05	2.42E-11	3.67E-13	
Chloroform	2.78E-05	2.09E-11	3.16E-13	
Trichloroethene	4.68E-03	4.38E-09	6.64E-11	
cis-1,2-Dichloroethene	2.89E-05	2.05E-11	3.11E-13	
Radon-222 Technetium-99				

----- AREA_CODE=c MEDIA=UCRS Groundwater -----

Analyte	Ingestion of fish	Ingestion of venison	Ingestion of rabbit	Ingestion of quail
Aluminum		4.58E-06	6.95E-08	4.09E-09
Barium	7.56E-05	2.21E-08	3.35E-10	8.89E-10
Iron	1.08E-01	6.35E-05	9.62E-07	2.83E-06
Manganese	1.50E-02	1.10E-07	1.66E-09	9.80E-09
Silica Tetraoxo-sulfate(1-)				
Vanadium	9.49E-05	1.39E-07	2.10E-09	1.24E-10
Zinc	6.46E-03	3.79E-06	5.73E-08	2.37E-07
Benzene	6.63E-06	5.26E-12	7.97E-14	
Chloroform	6.67E-05	5.01E-11	7.59E-13	
Trichloroethene	3.10E-05	2.91E-11	4.40E-13	
Technetium-99				

----- AREA_CODE=d MEDIA=McNairy Groundwater -----

Analyte	Ingestion of fish	Ingestion of venison	Ingestion of rabbit	Ingestion of quail
Silica Tetraoxo-sulfate(1-)				
Thallium		2.23E-05	3.38E-07	1.99E-08
Zinc	3.96E-02	2.32E-05	3.52E-07	1.45E-06
Trichloroethene	1.88E-05	1.76E-11	2.66E-13	

----- AREA_CODE=d MEDIA=Other Groundwater -----

Analyte	Ingestion of fish	Ingestion of venison	Ingestion of rabbit	Ingestion of quail
Methylene chloride	8.17E-06	4.17E-12	6.31E-14	

----- AREA_CODE=d MEDIA=RGa Groundwater -----

Analyte	Ingestion of fish	Ingestion of venison	Ingestion of rabbit	Ingestion of quail
Aluminum		3.12E-06	4.73E-08	2.79E-09
Arsenic		1.33E-08	2.02E-10	1.19E-11
Barium	2.84E-04	8.31E-08	1.26E-09	3.34E-09
Chromium	2.00E-03	5.27E-07	7.99E-09	4.71E-10

Table 3.40a Chronic daily intakes for systemic toxicity for biota consumption by a child recreator (continued)

----- AREA_CODE=d MEDIA=RGa Groundwater -----
(continued)

Analyte	Ingestion of fish	Ingestion of venison	Ingestion of rabbit	Ingestion of quail
Cobalt	2.03E-03	3.96E-09	5.99E-11	7.06E-08
Fluoride				
Iron	1.16E-01	6.80E-05	1.03E-06	3.03E-06
Lead	5.76E-03	4.50E-08	6.81E-10	4.02E-11
Manganese	1.33E-01	9.71E-07	1.47E-08	8.67E-08
Silica				
Tetraoxo-sulfate(1-)				
Tin	6.85E-01	1.34E-05	2.03E-07	
Uranium	6.45E-06	1.13E-09	1.72E-11	3.37E-09
Vanadium	1.80E-04	2.63E-07	3.98E-09	2.35E-10
Zinc	5.94E-03	3.48E-06	5.27E-08	2.17E-07
Bis(2-ethylhexyl)phthalate	1.78E-03	6.64E-09	1.01E-10	
Butyl benzyl phthalate	8.90E-04	3.32E-09	5.03E-11	
Di-n-butyl phthalate	6.51E-03	2.43E-08	3.68E-10	
Dimethylbenzene	4.35E-03	6.70E-09	1.02E-10	
Ethylbenzene	1.51E-03	2.08E-09	3.15E-11	
Methylene chloride	6.75E-05	3.44E-11	5.22E-13	
Tetrachloroethene	7.95E-05	8.32E-11	1.26E-12	
Trichloroethene	9.58E-03	8.97E-09	1.36E-10	
cis-1,2-Dichloroethene	1.35E-04	9.62E-11	1.46E-12	
Americium-241				
Cesium-137				
Cobalt-60				
Plutonium-239				
Radium-226				
Radon-222				
Technetium-99				
Uranium-234				
Uranium-238				

----- AREA_CODE=d MEDIA=UCRS Groundwater -----

Analyte	Ingestion of fish	Ingestion of venison	Ingestion of rabbit	Ingestion of quail
Aluminum		1.17E-05	1.78E-07	1.05E-08
Ammonia as Nitrogen	1.20E-05	2.98E-12	4.51E-14	
Antimony	7.33E-04	1.72E-09	2.60E-11	1.53E-12
Arsenic		1.23E-08	1.86E-10	1.10E-11
Barium	2.91E-04	8.52E-08	1.29E-09	3.42E-09
Beryllium	4.85E-05	2.84E-09	4.30E-11	2.54E-12
Cadmium	6.85E-04	8.02E-09	1.22E-10	1.43E-08
Chromium	1.61E-03	4.24E-07	6.42E-09	3.78E-10
Cobalt	2.08E-03	4.06E-09	6.15E-11	7.24E-08
Fluoride				
Iron	4.30E+00	2.52E-03	3.82E-05	1.12E-04
Kjeldahl Nitrogen				
Lead	2.96E-03	2.31E-08	3.50E-10	2.06E-11
Manganese	3.08E+00	2.26E-05	3.42E-07	2.01E-06
Mercury	2.99E-05	1.75E-09	2.65E-11	4.69E-12
Nickel	9.79E-04	2.87E-07	4.34E-09	
Nitrate as Nitrogen				
Nitrate/Nitrite				
Orthophosphate				
Selenium		5.55E-07	8.40E-09	4.46E-08
Silica				
Strontium	2.20E-02	1.72E-05	2.61E-07	1.54E-07
Sulfate				
Sulfide				
Tetraoxo-sulfate(1-)				

Table 3.40a Chronic daily intakes for systemic toxicity for biota consumption by a child recreator (continued)

----- AREA_CODE=d MEDIA=UCRS Groundwater -----
(continued)

Analyte	Ingestion of fish	Ingestion of venison	Ingestion of rabbit	Ingestion of quail
Uranium	9.72E-05	1.71E-08	2.59E-10	5.08E-08
Vanadium	5.48E-04	8.02E-07	1.21E-08	7.16E-10
Zinc	6.28E-03	3.68E-06	5.57E-08	2.30E-07
1,1-Dichloroethene	5.90E-05	3.97E-11	6.01E-13	
1,2-Dichloroethane	4.64E-06	2.64E-12	4.00E-14	
1,2-Dichloroethene	9.73E-07	3.15E-13	4.78E-15	
Benzene	3.31E-05	2.63E-11	3.98E-13	
Dimethylbenzene	7.52E-03	1.16E-08	1.75E-10	
Ethylbenzene	3.77E-03	5.20E-09	7.88E-11	
Fluorene	1.69E-03	4.79E-09	7.26E-11	
Methylene chloride	9.92E-06	5.06E-12	7.66E-14	
Naphthalene	3.94E-04	6.06E-10	9.19E-12	
Phenanthrene	2.33E-03	7.36E-09	1.12E-10	1.76E-09
Trichloroethene	5.59E-02	5.24E-08	7.93E-10	
cis-1,2-Dichloroethene	3.44E-05	2.45E-11	3.71E-13	
Neptunium-237				
Radon-222				
Technetium-99				
Thorium-228				
Uranium-234				
Uranium-235				
Uranium-238				

----- AREA_CODE=e MEDIA=McNairy Groundwater -----

Analyte	Ingestion of fish	Ingestion of venison	Ingestion of rabbit	Ingestion of quail
Aluminum		2.23E-06	3.37E-08	1.99E-09
Arsenic		4.84E-08	7.34E-10	4.32E-11
Barium	3.18E-04	9.31E-08	1.41E-09	3.74E-09
Beryllium	2.91E-04	1.71E-08	2.58E-10	1.52E-11
Cadmium	1.20E-03	1.40E-08	2.13E-10	2.51E-08
Chromium	6.98E-03	1.84E-06	2.79E-08	1.64E-09
Cobalt	3.32E-03	6.48E-09	9.81E-11	1.16E-07
Fluoride				
Iron	8.53E-01	5.00E-04	7.57E-06	2.23E-05
Manganese	5.74E-02	4.20E-07	6.37E-09	3.75E-08
Nickel	1.51E-03	4.41E-07	6.68E-09	
Silica				
Sulfate				
Tetraoxo-sulfate(1-)				
Uranium	1.42E-05	2.49E-09	3.78E-11	7.42E-09
Vanadium	1.29E-03	1.89E-06	2.87E-08	1.69E-09
Zinc	4.61E-02	2.70E-05	4.09E-07	1.69E-06
Trichloroethene	2.08E-05	1.94E-11	2.95E-13	
Radon-222				
Technetium-99				

----- AREA_CODE=e MEDIA=RGa Groundwater -----

Analyte	Ingestion of fish	Ingestion of venison	Ingestion of rabbit	Ingestion of quail
Aluminum		1.59E-06	2.40E-08	1.42E-09
Arsenic		8.41E-09	1.27E-10	7.51E-12
Barium	2.12E-04	6.21E-08	9.41E-10	2.49E-09
Beryllium	1.71E-04	9.99E-09	1.51E-10	8.92E-12
Cadmium	9.21E-04	1.08E-08	1.63E-10	1.93E-08

Table 3.40a Chronic daily intakes for systemic toxicity for biota consumption by a child recreator (continued)

----- AREA_CODE=e MEDIA=RGA Groundwater -----
(continued)

Analyte	Ingestion of fish	Ingestion of venison	Ingestion of rabbit	Ingestion of quail
Cobalt	2.27E-03	4.43E-09	6.71E-11	7.91E-08
Copper	2.20E-03	5.79E-07	8.77E-09	2.87E-08
Fluoride				
Iron	1.61E-01	9.41E-05	1.43E-06	4.20E-06
Manganese	7.61E-03	5.57E-08	8.44E-10	4.97E-09
Molybdenum	8.40E-05	4.92E-08	7.45E-10	4.39E-08
Silica				
Silver	5.15E-05	1.81E-07	2.74E-09	1.08E-07
Sulfate				
Tetraoxo-sulfate(1-)				
Thallium		5.71E-06	8.65E-08	5.10E-09
Uranium	3.69E-06	6.48E-10	9.82E-12	1.93E-09
Vanadium	2.33E-04	3.41E-07	5.16E-09	3.04E-10
Zinc	1.01E-02	5.93E-06	8.98E-08	3.70E-07
2-Butanone	4.58E-05	1.32E-11	2.00E-13	
Dimethylbenzene	3.25E-04	5.00E-10	7.58E-12	
Trichloroethene	1.56E-02	1.46E-08	2.22E-10	
trans-1,2-Dichloroethene	1.95E-06	6.31E-13	9.56E-15	
Cobalt-60				
Radon-222				
Technetium-99				
Thorium-230				

----- AREA_CODE=e MEDIA=UCRS Groundwater -----

Analyte	Ingestion of fish	Ingestion of venison	Ingestion of rabbit	Ingestion of quail
Aluminum		1.06E-05	1.61E-07	9.50E-09
Arsenic		1.09E-08	1.65E-10	9.71E-12
Barium	5.05E-04	1.48E-07	2.24E-09	5.94E-09
Chromium	2.61E-03	6.87E-07	1.04E-08	6.14E-10
Fluoride				
Iron	2.58E-01	1.51E-04	2.29E-06	6.73E-06
Manganese	7.07E-03	5.17E-08	7.84E-10	4.62E-09
Nickel	4.62E-03	1.35E-06	2.05E-08	
Silica				
Sulfate				
Tetraoxo-sulfate(1-)				
Vanadium	1.32E-03	1.93E-06	2.93E-08	1.73E-09
Zinc	2.96E-02	1.74E-05	2.63E-07	1.08E-06
Trichloroethene	1.47E-05	1.38E-11	2.08E-13	
Radon-222				

----- AREA_CODE=f MEDIA=McNairy Groundwater -----

Analyte	Ingestion of fish	Ingestion of venison	Ingestion of rabbit	Ingestion of quail
Barium	1.98E-04	5.81E-08	8.80E-10	2.33E-09
Tetraoxo-sulfate(1-)				
Zinc	3.30E-02	1.93E-05	2.93E-07	1.21E-06

Table 3.40a Chronic daily intakes for systemic toxicity for biota consumption by a child recreator (continued)

----- AREA_CODE=f MEDIA=RGA Groundwater -----

Analyte	Ingestion of fish	Ingestion of venison	Ingestion of rabbit	Ingestion of quail
Aluminum		1.34E-06	2.04E-08	1.20E-09
Arsenic		8.69E-09	1.32E-10	7.76E-12
Barium	3.23E-04	9.46E-08	1.43E-09	3.80E-09
Cadmium	1.66E-03	1.95E-08	2.95E-10	3.48E-08
Chromium	4.76E-03	1.25E-06	1.90E-08	1.12E-09
Copper	1.69E-03	4.46E-07	6.75E-09	2.21E-08
Iron	7.41E-02	4.34E-05	6.57E-07	1.94E-06
Manganese	8.18E-03	5.98E-08	9.07E-10	5.34E-09
Silica				
Sulfate				
Tetraoxo-sulfate(1-)				
Vanadium	2.09E-04	3.07E-07	4.64E-09	2.74E-10
Zinc	5.15E-03	3.01E-06	4.56E-08	1.88E-07
1,1-Dichloroethene	2.22E-05	1.49E-11	2.26E-13	
1,2-Dichloroethene	5.45E-06	1.77E-12	2.68E-14	
Bis(2-ethylhexyl)phthalate	2.49E-02	9.29E-08	1.41E-09	
Carbon tetrachloride	1.35E-05	1.58E-11	2.40E-13	
Trichloroethene	8.45E-03	7.92E-09	1.20E-10	
cis-1,2-Dichloroethene	3.50E-05	2.49E-11	3.77E-13	
Plutonium-239				
Radon-222				
Technetium-99				

----- AREA_CODE=f MEDIA=UCRS Groundwater -----

Analyte	Ingestion of fish	Ingestion of venison	Ingestion of rabbit	Ingestion of quail
Aluminum		1.73E-05	2.62E-07	1.54E-08
Barium	1.38E-04	4.05E-08	6.13E-10	1.63E-09
Iron	2.33E-01	1.36E-04	2.07E-06	6.09E-06
Manganese	8.79E-03	6.43E-08	9.75E-10	5.74E-09
Silica				
Tetraoxo-sulfate(1-)				
Vanadium	1.27E-04	1.86E-07	2.82E-09	1.66E-10
Zinc	1.78E-02	1.04E-05	1.58E-07	6.52E-07
Trichloroethene	1.53E-05	1.43E-11	2.16E-13	
Radon-222				
Technetium-99				

----- AREA_CODE=g MEDIA=McNairy Groundwater -----

Analyte	Ingestion of fish	Ingestion of venison	Ingestion of rabbit	Ingestion of quail
Arsenic		8.36E-09	1.27E-10	7.46E-12
Mercury	2.87E-04	1.68E-08	2.54E-10	4.49E-11
Silica				
Tetraoxo-sulfate(1-)				
Neptunium-237				
Plutonium-239				
Radium-226				

----- AREA_CODE=g MEDIA=RGA Groundwater -----

Analyte	Ingestion of fish	Ingestion of venison	Ingestion of rabbit	Ingestion of quail
Aluminum		3.77E-06	5.71E-08	3.37E-09

Table 3.40a Chronic daily intakes for systemic toxicity for biota consumption by a child recreator (continued)

----- AREA_CODE=g MEDIA=RGa Groundwater -----
(continued)

Analyte	Ingestion of fish	Ingestion of venison	Ingestion of rabbit	Ingestion of quail
Arsenic		8.38E-09	1.27E-10	7.48E-12
Cadmium	6.85E-04	8.02E-09	1.22E-10	1.43E-08
Chromium	4.59E-03	1.21E-06	1.83E-08	1.08E-09
Iron	1.71E-01	9.99E-05	1.51E-06	4.46E-06
Lead	5.72E-03	4.47E-08	6.77E-10	3.99E-11
Manganese	6.67E-03	4.88E-08	7.39E-10	4.36E-09
Nickel	3.74E-03	1.09E-06	1.66E-08	
Silica				
Tetraoxo-sulfate(1-)				
Zinc	1.55E-02	9.06E-06	1.37E-07	5.66E-07
Trichloroethene	1.12E-05	1.05E-11	1.59E-13	
Neptunium-237				
Radium-226				
Radon-222				
Technetium-99				
Thorium-230				

----- AREA_CODE=g MEDIA=UCRS Groundwater -----

Analyte	Ingestion of fish	Ingestion of venison	Ingestion of rabbit	Ingestion of quail
Aluminum		2.34E-06	3.54E-08	2.08E-09
Chromium	5.13E-03	1.35E-06	2.05E-08	1.21E-09
Manganese	6.71E-02	4.91E-07	7.44E-09	4.39E-08
Nitrate as Nitrogen				
Silica				
Tetraoxo-sulfate(1-)				
Vanadium	2.90E-04	4.25E-07	6.44E-09	3.79E-10
Zinc	9.45E-03	5.54E-06	8.39E-08	3.46E-07
Neptunium-237				
Plutonium-239				
Radium-226				
Radon-222				
Technetium-99				

----- AREA_CODE=h MEDIA=McNairy Groundwater -----

Analyte	Ingestion of fish	Ingestion of venison	Ingestion of rabbit	Ingestion of quail
Fluoride				
Silica				
Tetraoxo-sulfate(1-)				
Radium-226				
Radon-222				
Thorium-230				

----- AREA_CODE=h MEDIA=Other Groundwater -----

Analyte	Ingestion of fish	Ingestion of venison	Ingestion of rabbit	Ingestion of quail
Antimony	1.24E-03	2.90E-09	4.40E-11	2.59E-12
Barium	6.40E-05	1.87E-08	2.84E-10	7.52E-10
Chromium	1.58E-03	4.17E-07	6.31E-09	3.72E-10
Fluoride				
Iron	2.50E-02	1.46E-05	2.22E-07	6.53E-07

Table 3.40a Chronic daily intakes for systemic toxicity for biota consumption by a child recreator (continued)

----- AREA_CODE=h MEDIA=Other Groundwater -----
(continued)

Analyte	Ingestion of fish	Ingestion of venison	Ingestion of rabbit	Ingestion of quail
Manganese	3.57E-03	2.61E-08	3.95E-10	2.33E-09
Mercury	8.20E-05	4.80E-09	7.28E-11	1.29E-11
Nickel	1.65E-03	4.83E-07	7.32E-09	
Nitrate as Nitrogen				
Silica				
Tetraoxo-sulfate(1-)				
Thallium		4.83E-06	7.31E-08	4.31E-09
Vanadium	3.36E-04	4.92E-07	7.45E-09	4.39E-10
Zinc	5.53E-03	3.24E-06	4.91E-08	2.02E-07
Neptunium-237				
Radium-226				
Radon-222				
Thorium-230				

----- AREA_CODE=h MEDIA=RGA Groundwater -----

Analyte	Ingestion of fish	Ingestion of venison	Ingestion of rabbit	Ingestion of quail
Aluminum		5.79E-06	8.77E-08	5.17E-09
Arsenic		9.30E-09	1.41E-10	8.30E-12
Barium	1.06E-04	3.10E-08	4.69E-10	1.24E-09
Chromium	7.95E-03	2.10E-06	3.17E-08	1.87E-09
Iron	4.17E-01	2.44E-04	3.70E-06	1.09E-05
Manganese	5.23E-03	3.83E-08	5.80E-10	3.42E-09
Nitrate as Nitrogen				
Tetraoxo-sulfate(1-)				
Uranium	8.77E-06	1.54E-09	2.33E-11	4.58E-09
Vanadium	1.93E-04	2.82E-07	4.28E-09	2.52E-10
Trichloroethene	1.34E-05	1.25E-11	1.90E-13	
cis-1,2-Dichloroethene	1.12E-05	7.96E-12	1.21E-13	
Radon-222				
Technetium-99				

----- AREA_CODE=h MEDIA=UCRS Groundwater -----

Analyte	Ingestion of fish	Ingestion of venison	Ingestion of rabbit	Ingestion of quail
Aluminum		4.11E-06	6.23E-08	3.67E-09
Barium	6.73E-05	1.97E-08	2.98E-10	7.91E-10
Iron	8.60E-02	5.04E-05	7.63E-07	2.25E-06
Manganese	5.15E-03	3.77E-08	5.71E-10	3.36E-09
Nickel	9.51E-03	2.79E-06	4.22E-08	
Nitrate as Nitrogen				
Silica				
Tetraoxo-sulfate(1-)				
Vanadium	1.14E-04	1.67E-07	2.53E-09	1.49E-10
Zinc	5.14E-03	3.01E-06	4.56E-08	1.88E-07
Radon-222				

----- AREA_CODE=i MEDIA=McNairy Groundwater -----

Analyte	Ingestion of fish	Ingestion of venison	Ingestion of rabbit	Ingestion of quail
Manganese	8.28E-02	6.06E-07	9.18E-09	5.41E-08
Silica				

Table 3.40a Chronic daily intakes for systemic toxicity for biota consumption by a child recreator (continued)

----- AREA_CODE=i MEDIA=McNairy Groundwater -----
 (continued)

Analyte	Ingestion of fish	Ingestion of venison	Ingestion of rabbit	Ingestion of quail
Tetraoxo-sulfate(1-) Vanadium	5.34E-04	7.81E-07	1.18E-08	6.97E-10

----- AREA_CODE=i MEDIA=RGa Groundwater -----

Analyte	Ingestion of fish	Ingestion of venison	Ingestion of rabbit	Ingestion of quail
Aluminum		2.80E-06	4.24E-08	2.50E-09
Antimony	2.38E-03	5.57E-09	8.43E-11	4.97E-12
Arsenic		9.02E-09	1.37E-10	8.06E-12
Barium	1.15E-04	3.38E-08	5.12E-10	1.36E-09
Beryllium	2.27E-04	1.33E-08	2.01E-10	1.19E-11
Bicarbonate				
Boron		3.53E-07	5.35E-09	
Cadmium	2.25E-04	2.63E-09	3.99E-11	4.70E-09
Cerium				
Chromium	1.50E-02	3.96E-06	5.99E-08	3.53E-09
Cobalt	2.45E-03	4.79E-09	7.26E-11	8.56E-08
Copper	1.71E-03	4.51E-07	6.83E-09	2.24E-08
Fluoride				
Gallium				
Iron	1.69E-01	9.88E-05	1.50E-06	4.41E-06
Lithium		6.68E-07	1.01E-08	
Manganese	1.55E-02	1.14E-07	1.72E-09	1.01E-08
Mercury	3.76E-05	2.20E-09	3.34E-11	5.90E-12
Nickel	2.14E-03	6.28E-07	9.51E-09	
Selenium		4.20E-07	6.37E-09	3.38E-08
Silica				
Silver	3.00E-05	1.05E-07	1.59E-09	6.26E-08
Sulfate				
Tetraoxo-sulfate(1-)				
Thorium				
Titanium		1.82E-06	2.76E-08	
Uranium		5.74E-10	8.70E-12	1.71E-09
Vanadium	2.04E-04	2.98E-07	4.52E-09	2.66E-10
Zinc	1.61E-02	9.42E-06	1.43E-07	5.89E-07
Zirconium	8.56E-04	1.67E-11	2.53E-13	8.95E-13
1,2-Dichlorobenzene	3.68E-06	5.98E-12	9.06E-14	
1,2-Dichloroethene	5.29E-07	1.72E-13	2.60E-15	
1,3,5-Trimethylbenzene	3.68E-05	8.35E-11	1.26E-12	
1,4-Dichlorobenzene	4.00E-06	6.51E-12	9.86E-14	
4-Bromofluorobenzene				
4-Methyl-2-pentanone	1.10E-05	5.29E-12	8.01E-14	
Acetone	8.95E-07	1.95E-13	2.95E-15	
Acrylonitrile	2.60E-06	7.43E-13	1.13E-14	
Benzene	6.63E-06	5.26E-12	7.97E-14	
Bis(2-ethylhexyl)phthalate	4.73E-03	1.76E-08	2.67E-10	
Bromomethane	1.37E-06	6.62E-13	1.00E-14	
Carbazole	1.12E-03	2.28E-09	3.46E-11	
Chloroform	1.11E-05	8.36E-12	1.27E-13	
Chloromethane	1.65E-06	6.79E-13	1.03E-14	
Chrysene	2.17E-03	1.26E-08	1.90E-10	
Di-n-butyl phthalate	5.00E-03	1.86E-08	2.82E-10	
Dimethylbenzene	1.62E-04	2.50E-10	3.79E-12	
Ethanol				
Ethylbenzene	3.81E-05	5.26E-11	7.97E-13	
Methylene chloride	5.82E-06	2.97E-12	4.49E-14	
PCB-1254	2.58E-03	1.77E-08	2.68E-10	1.54E-09
Polychlorinated biphenyl	6.10E-04	4.18E-09	6.33E-11	

Table 3.40a Chronic daily intakes for systemic toxicity for biota consumption by a child recreator (continued)

----- AREA_CODE=i MEDIA=RGa Groundwater -----
(continued)

Analyte	Ingestion of fish	Ingestion of venison	Ingestion of rabbit	Ingestion of quail
Tetrachloroethene	3.18E-05	3.33E-11	5.04E-13	
Trichloroethene	4.58E-05	4.29E-11	6.49E-13	
Vinyl chloride	1.95E-06	1.05E-12	1.59E-14	
m,p-Xylene	2.96E-06	4.55E-12	6.90E-14	
trans-1,3-Dichloropropene				
Americium-241				
Cesium-137				
Cobalt-60				
Radium-226				
Radon-222				
Technetium-99				

----- AREA_CODE=i MEDIA=UCRS Groundwater -----

Analyte	Ingestion of fish	Ingestion of venison	Ingestion of rabbit	Ingestion of quail
Aluminum		1.27E-05	1.93E-07	1.14E-08
Antimony	4.15E-04	9.71E-10	1.47E-11	8.67E-13
Arsenic		2.22E-08	3.36E-10	1.98E-11
Barium	3.35E-04	9.81E-08	1.49E-09	3.94E-09
Cadmium	3.77E-04	4.42E-09	6.69E-11	7.89E-09
Chromium	1.63E-03	4.30E-07	6.51E-09	3.84E-10
Cobalt	2.18E-03	4.26E-09	6.45E-11	7.61E-08
Copper	1.61E-02	4.25E-06	6.43E-08	2.11E-07
Fluoride				
Iron	3.16E-01	1.85E-04	2.80E-06	8.25E-06
Lead	4.91E-03	3.83E-08	5.81E-10	3.42E-11
Manganese	1.51E-01	1.11E-06	1.68E-08	9.88E-08
Mercury	3.45E-05	2.02E-09	3.06E-11	5.41E-12
Nickel	1.53E-03	4.47E-07	6.77E-09	
Silica				
Silver	2.68E-05	9.42E-08	1.43E-09	5.61E-08
Sulfate				
Tetraoxo-sulfate(1-)				
Thallium		5.48E-07	8.30E-09	4.89E-10
Uranium	3.22E-05	5.65E-09	8.56E-11	1.68E-08
Vanadium	8.64E-04	1.27E-06	1.92E-08	1.13E-09
Zinc	8.27E-02	4.84E-05	7.33E-07	3.03E-06
Benzene	1.64E-05	1.30E-11	1.97E-13	
Bromodichloromethane	1.68E-05	1.33E-11	2.02E-13	
Chloroform	1.59E-05	1.19E-11	1.81E-13	
Dibromochloromethane	1.58E-05	1.32E-11	2.01E-13	
Ethanol				
Methylene chloride	7.04E-06	3.59E-12	5.44E-14	
Trichloroethene	3.82E-05	3.58E-11	5.42E-13	
Cesium-137				
Cobalt-60				
Radium-226				
Radon-222				
Technetium-99				

----- AREA_CODE=j MEDIA=McNairy Groundwater -----

Analyte	Ingestion of fish	Ingestion of venison	Ingestion of rabbit	Ingestion of quail
Aluminum		5.11E-06	7.75E-08	4.57E-09
Arsenic		2.85E-07	4.32E-09	2.55E-10

Table 3.40a Chronic daily intakes for systemic toxicity for biota consumption by a child recreator (continued)

----- AREA_CODE=j MEDIA=McNairy Groundwater -----
(continued)

Analyte	Ingestion of fish	Ingestion of venison	Ingestion of rabbit	Ingestion of quail
Manganese	3.45E-01	2.52E-06	3.82E-08	2.25E-07
Molybdenum Sulfate	8.99E-04	5.26E-07	7.97E-09	4.70E-07

----- AREA_CODE=j MEDIA=RGA Groundwater -----

Analyte	Ingestion of fish	Ingestion of venison	Ingestion of rabbit	Ingestion of quail
Aluminum		8.52E-06	1.29E-07	7.60E-09
Arsenic		1.43E-08	2.17E-10	1.28E-11
Iron	2.65E-01	1.55E-04	2.35E-06	6.93E-06
Manganese	2.69E-01	1.97E-06	2.98E-08	1.76E-07
Molybdenum Sulfate	3.54E-04	2.07E-07	3.14E-09	1.85E-07
Silica				
Thallium		4.85E-06	7.34E-08	4.33E-09
Vanadium	2.72E-04	3.98E-07	6.03E-09	3.56E-10

----- AREA_CODE=k MEDIA=Other Groundwater -----

Analyte	Ingestion of fish	Ingestion of venison	Ingestion of rabbit	Ingestion of quail
Aluminum		2.09E-05	3.16E-07	1.86E-08
Ammonia as Nitrogen	6.83E-04	1.70E-10	2.57E-12	
Antimony	1.49E-03	3.50E-09	5.30E-11	3.12E-12
Arsenic		9.04E-09	1.37E-10	8.07E-12
Barium	1.10E-04	3.22E-08	4.88E-10	1.29E-09
Beryllium	1.70E-04	9.96E-09	1.51E-10	8.89E-12
Cadmium	9.13E-04	1.07E-08	1.62E-10	1.91E-08
Chromium	1.54E-03	4.06E-07	6.15E-09	3.63E-10
Cobalt	4.52E-03	8.82E-09	1.34E-10	1.57E-07
Fluoride				
Iron	9.25E+00	5.41E-03	8.20E-05	2.42E-04
Kjeldahl Nitrogen				
Lead	1.31E-02	1.02E-07	1.55E-09	9.15E-11
Manganese	1.34E+00	9.83E-06	1.49E-07	8.78E-07
Mercury	3.08E-05	1.81E-09	2.74E-11	4.84E-12
Nickel	2.77E-03	8.10E-07	1.23E-08	
Nitrate as Nitrogen				
Silica				
Strontium Sulfate Sulfide	1.04E-02	8.08E-06	1.22E-07	7.22E-08
Tetraoxo-sulfate(1-)				
Tin	4.46E-03	8.71E-08	1.32E-09	
Uranium	9.48E-06	1.67E-09	2.52E-11	4.96E-09
Vanadium	3.91E-04	5.72E-07	8.67E-09	5.11E-10
Zinc	2.78E-02	1.63E-05	2.47E-07	1.02E-06
1,1-Dichloroethane	6.60E-05	4.44E-11	6.72E-13	
1,1-Dichloroethene	1.05E-04	7.04E-11	1.07E-12	
1,2-Dichloroethene	3.72E-05	1.20E-11	1.82E-13	
Acetone	5.52E-06	1.20E-12	1.82E-14	
Di-n-butyl phthalate	4.95E-03	1.85E-08	2.80E-10	
Methylene chloride	7.27E-06	3.70E-12	5.61E-14	
Naphthalene	7.31E-04	1.13E-09	1.70E-11	
Phenanthrene	1.05E-03	3.33E-09	5.04E-11	7.94E-10
Trichloroethene	3.64E-04	3.41E-10	5.17E-12	

Table 3.40a Chronic daily intakes for systemic toxicity for biota consumption by a child recreator (continued)

----- AREA_CODE=k MEDIA=Other Groundwater -----
(continued)

Analyte	Ingestion of fish	Ingestion of venison	Ingestion of rabbit	Ingestion of quail
Vinyl chloride	2.92E-05	1.57E-11	2.38E-13	
cis-1,2-Dichloroethene	4.45E-04	3.16E-10	4.79E-12	
Neptunium-237				
Radium-226				
Radon-222				
Technetium-99				
Thorium-228				
Uranium-234				
Uranium-235				
Uranium-238				

----- AREA_CODE=l MEDIA=McNairy Groundwater -----

Analyte	Ingestion of fish	Ingestion of venison	Ingestion of rabbit	Ingestion of quail
Aluminum		9.62E-07	1.46E-08	8.59E-10
Antimony	2.67E-03	6.26E-09	9.48E-11	5.59E-12
Nitrate as Nitrogen				
Silica				
Tetraoxo-sulfate(1-)				
Thallium		2.55E-05	3.86E-07	2.27E-08
Zinc	3.50E-02	2.05E-05	3.10E-07	1.28E-06
Trichloroethene	4.97E-03	4.65E-09	7.05E-11	
Technetium-99				

----- AREA_CODE=l MEDIA=Other Groundwater -----

Analyte	Ingestion of fish	Ingestion of venison	Ingestion of rabbit	Ingestion of quail
Methylene chloride	8.17E-06	4.17E-12	6.31E-14	

----- AREA_CODE=l MEDIA=RGa Groundwater -----

Analyte	Ingestion of fish	Ingestion of venison	Ingestion of rabbit	Ingestion of quail
Aluminum		4.02E-06	6.08E-08	3.59E-09
Arsenic		1.09E-08	1.65E-10	9.71E-12
Barium	2.68E-04	7.83E-08	1.19E-09	3.15E-09
Beryllium	1.69E-04	9.90E-09	1.50E-10	8.84E-12
Cadmium	5.37E-04	6.29E-09	9.53E-11	1.12E-08
Chromium	3.24E-03	8.54E-07	1.29E-08	7.62E-10
Cobalt	2.21E-03	4.31E-09	6.53E-11	7.70E-08
Fluoride				
Iron	3.02E-01	1.77E-04	2.68E-06	7.89E-06
Lead	4.24E-03	3.31E-08	5.01E-10	2.95E-11
Manganese	4.52E-02	3.31E-07	5.01E-09	2.95E-08
Mercury	8.56E-05	5.01E-09	7.59E-11	1.34E-11
Molybdenum	8.25E-05	4.83E-08	7.32E-10	4.31E-08
Nitrate as Nitrogen				
Selenium		6.32E-07	9.57E-09	5.08E-08
Silica				
Sulfate				
Tetraoxo-sulfate(1-)				
Thallium		4.84E-06	7.34E-08	4.32E-09
Tin	1.98E-01	3.86E-06	5.84E-08	

Table 3.40a Chronic daily intakes for systemic toxicity for biota consumption by a child recreator (continued)

----- AREA_CODE=1 MEDIA=RGH Groundwater -----
 (continued)

Analyte	Ingestion of fish	Ingestion of venison	Ingestion of rabbit	Ingestion of quail
Uranium	1.34E-05	2.35E-09	3.56E-11	6.99E-09
Vanadium	1.27E-04	1.86E-07	2.82E-09	1.66E-10
Zinc	7.83E-03	4.59E-06	6.95E-08	2.87E-07
1,1,2-Trichloroethane	1.11E-05	8.36E-12	1.27E-13	
1,1-Dichloroethene	2.55E-04	1.71E-10	2.60E-12	
1,2-Dichloroethane	2.55E-06	1.45E-12	2.20E-14	
Acetone	1.80E-06	3.92E-13	5.94E-15	
Bis(2-ethylhexyl)phthalate	1.78E-03	6.64E-09	1.01E-10	
Butyl benzyl phthalate	8.90E-04	3.32E-09	5.03E-11	
Carbon tetrachloride	3.61E-03	4.22E-09	6.39E-11	
Chlorobenzene	4.51E-05	5.27E-11	7.99E-13	
Chloroform	7.79E-05	5.85E-11	8.86E-13	
Di-n-butyl phthalate	1.18E-02	4.38E-08	6.64E-10	
Dimethylbenzene	4.10E-02	6.31E-08	9.56E-10	
Ethane				
Ethylbenzene	1.62E-02	2.24E-08	3.39E-10	
Ethylene				
Methylene chloride	2.04E-05	1.04E-11	1.58E-13	
Tetrachloroethene	5.09E-03	5.32E-09	8.06E-11	
Trichloroethene	1.56E-01	1.46E-07	2.22E-09	
Vinyl chloride	8.86E-03	4.77E-09	7.23E-11	
cis-1,2-Dichloroethene	1.06E-02	7.56E-09	1.14E-10	
trans-1,2-Dichloroethene	4.67E-04	1.51E-10	2.29E-12	
Americium-241				
Cesium-137				
Cobalt-60				
Neptunium-237				
Plutonium-239				
Radium-226				
Radon-222				
Technetium-99				
Thorium-230				
Uranium-234				
Uranium-235				
Uranium-235/236				
Uranium-238				

----- AREA_CODE=1 MEDIA=UCRS Groundwater -----

Analyte	Ingestion of fish	Ingestion of venison	Ingestion of rabbit	Ingestion of quail
Aluminum		6.61E-06	1.00E-07	5.90E-09
Ammonia as Nitrogen	1.20E-05	2.98E-12	4.51E-14	
Antimony	7.96E-04	1.86E-09	2.83E-11	1.66E-12
Arsenic		4.76E-08	7.20E-10	4.25E-11
Barium	3.36E-04	9.85E-08	1.49E-09	3.96E-09
Beryllium	4.85E-05	2.84E-09	4.30E-11	2.54E-12
Cadmium	4.50E-04	5.27E-09	7.98E-11	9.40E-09
Chromium	1.96E-03	5.17E-07	7.84E-09	4.62E-10
Cobalt	2.07E-03	4.05E-09	6.13E-11	7.22E-08
Fluoride				
Iron	2.72E-01	1.59E-04	2.41E-06	7.11E-06
Kjeldahl Nitrogen				
Lead	3.99E-03	3.11E-08	4.71E-10	2.78E-11
Manganese	5.99E-02	4.38E-07	6.64E-09	3.91E-08
Mercury	8.56E-05	5.01E-09	7.59E-11	1.34E-11
Molybdenum	2.85E-05	1.67E-08	2.53E-10	1.49E-08
Nickel	3.84E-03	1.13E-06	1.70E-08	
Nitrate as Nitrogen				

Table 3.40a Chronic daily intakes for systemic toxicity for biota consumption by a child recreator (continued)

----- AREA_CODE=1 MEDIA=UCRS Groundwater -----
(continued)

Analyte	Ingestion of fish	Ingestion of venison	Ingestion of rabbit	Ingestion of quail
Nitrate/Nitrite				
Orthophosphate				
Selenium		4.35E-07	6.59E-09	3.49E-08
Silica				
Strontium	2.20E-02	1.72E-05	2.61E-07	1.54E-07
Sulfate				
Sulfide				
Tetraoxo-sulfate(1-)				
Thallium		3.72E-06	5.63E-08	3.32E-09
Tin	2.23E-02	4.34E-07	6.58E-09	
Uranium	3.35E-05	5.88E-09	8.91E-11	1.75E-08
Vanadium	2.21E-04	3.24E-07	4.90E-09	2.89E-10
Zinc	5.16E-03	3.02E-06	4.58E-08	1.89E-07
1,1-Dichloroethene	7.84E-04	5.27E-10	7.99E-12	
1,2-Dichloroethane	4.64E-06	2.64E-12	4.00E-14	
1,2-Dichloroethene	1.47E-06	4.76E-13	7.21E-15	
2,4-Dimethylphenol	4.14E-05	3.67E-11	5.56E-13	
Benzene	5.17E-05	4.10E-11	6.21E-13	
Bis(2-ethylhexyl)phthalate	8.90E-04	3.32E-09	5.03E-11	
Chloroethane	1.60E-03	8.61E-10	1.30E-11	
Chloroform	9.46E-05	7.10E-11	1.08E-12	
Di-n-butyl phthalate	8.72E-04	3.25E-09	4.93E-11	
Dimethylbenzene	4.61E-02	7.09E-08	1.07E-09	
Ethane				
Ethylbenzene	1.83E-02	2.53E-08	3.83E-10	
Ethylene				
Fluorene	1.46E-03	4.14E-09	6.27E-11	
Isophorone	1.66E-05	1.05E-11	1.60E-13	
Methylene chloride	1.67E-05	8.50E-12	1.29E-13	
Naphthalene	7.64E-04	1.18E-09	1.78E-11	
Phenanthrene	2.05E-03	6.47E-09	9.80E-11	1.54E-09
Trichloroethene	3.74E-01	3.50E-07	5.30E-09	
Vinyl chloride	9.74E-03	5.25E-09	7.95E-11	
cis-1,2-Dichloroethene	2.29E-02	1.63E-08	2.46E-10	
trans-1,2-Dichloroethene	1.95E-04	6.31E-11	9.56E-13	
Americium-241				
Cobalt-60				
Neptunium-237				
Plutonium-239				
Radium-226				
Radon-222				
Technetium-99				
Thorium-228				
Uranium-234				
Uranium-235				
Uranium-235/236				
Uranium-238				

----- AREA_CODE=m MEDIA=McNairy Groundwater -----

Analyte	Ingestion of fish	Ingestion of venison	Ingestion of rabbit	Ingestion of quail
Aluminum		1.65E-06	2.49E-08	1.47E-09
Arsenic		1.89E-08	2.86E-10	1.68E-11
Barium	2.27E-04	6.64E-08	1.01E-09	2.67E-09
Beryllium	1.94E-04	1.14E-08	1.72E-10	1.02E-11
Cadmium	1.06E-03	1.24E-08	1.87E-10	2.21E-08
Chromium	4.72E-03	1.24E-06	1.88E-08	1.11E-09
Cobalt	2.58E-03	5.03E-09	7.63E-11	8.99E-08

Table 3.40a Chronic daily intakes for systemic toxicity for biota consumption by a child recreator (continued)

----- AREA_CODE=m MEDIA=McNairy Groundwater -----
(continued)

Analyte	Ingestion of fish	Ingestion of venison	Ingestion of rabbit	Ingestion of quail
Fluoride				
Iron	1.72E+00	1.01E-03	1.52E-05	4.49E-05
Manganese	5.47E-02	4.01E-07	6.07E-09	3.58E-08
Mercury	9.79E-05	5.73E-09	8.69E-11	1.54E-11
Molybdenum	1.03E-04	6.04E-08	9.15E-10	5.39E-08
Nickel	1.20E-03	3.51E-07	5.31E-09	
Silica				
Sulfate				
Tetraoxo-sulfate(1-)				
Uranium	5.56E-06	9.77E-10	1.48E-11	2.91E-09
Vanadium	4.27E-04	6.25E-07	9.46E-09	5.58E-10
Zinc	1.12E-02	6.58E-06	9.97E-08	4.11E-07
Trichloroethene	1.70E-05	1.59E-11	2.41E-13	
Neptunium-237				
Plutonium-239				
Radium-226				
Radon-222				
Technetium-99				
Thorium-230				

----- AREA_CODE=m MEDIA=Other Groundwater -----

Analyte	Ingestion of fish	Ingestion of venison	Ingestion of rabbit	Ingestion of quail
Aluminum		8.75E-06	1.33E-07	7.81E-09
Ammonia as Nitrogen	6.83E-04	1.70E-10	2.57E-12	
Antimony	1.02E-03	2.39E-09	3.62E-11	2.13E-12
Arsenic		8.85E-09	1.34E-10	7.90E-12
Barium	1.16E-04	3.39E-08	5.13E-10	1.36E-09
Beryllium	7.79E-05	4.56E-09	6.91E-11	4.07E-12
Cadmium	9.13E-04	1.07E-08	1.62E-10	1.91E-08
Chromium	1.52E-03	4.01E-07	6.07E-09	3.58E-10
Cobalt	5.45E-03	1.06E-08	1.61E-10	1.90E-07
Fluoride				
Iron	2.65E+00	1.55E-03	2.35E-05	6.92E-05
Kjeldahl Nitrogen				
Lead	1.05E-02	8.19E-08	1.24E-09	7.31E-11
Manganese	4.55E-01	3.33E-06	5.04E-08	2.97E-07
Mercury	5.17E-05	3.03E-09	4.59E-11	8.11E-12
Nickel	1.81E-03	5.29E-07	8.01E-09	
Nitrate as Nitrogen				
Silica				
Strontium	1.04E-02	8.08E-06	1.22E-07	7.22E-08
Sulfate				
Sulfide				
Tetraoxo-sulfate(1-)				
Thallium		5.01E-06	7.59E-08	4.48E-09
Tin	4.46E-03	8.71E-08	1.32E-09	
Uranium	7.86E-06	1.38E-09	2.09E-11	4.11E-09
Vanadium	3.11E-04	4.56E-07	6.90E-09	4.07E-10
Zinc	1.30E-02	7.64E-06	1.16E-07	4.77E-07
1,1-Dichloroethane	6.52E-05	4.38E-11	6.64E-13	
1,1-Dichloroethene	1.03E-04	6.95E-11	1.05E-12	
1,2-Dichloroethene	3.72E-05	1.20E-11	1.82E-13	
Acetone	5.52E-06	1.20E-12	1.82E-14	
Di-n-butyl phthalate	4.95E-03	1.85E-08	2.80E-10	
Methylene chloride	7.27E-06	3.70E-12	5.61E-14	
Naphthalene	7.31E-04	1.13E-09	1.70E-11	
Phenanthrene	1.05E-03	3.33E-09	5.04E-11	7.94E-10

Table 3.40a Chronic daily intakes for systemic toxicity for biota consumption by a child recreator (continued)

----- AREA_CODE=m MEDIA=Other Groundwater -----
(continued)

Analyte	Ingestion of fish	Ingestion of venison	Ingestion of rabbit	Ingestion of quail
Trichloroethene	2.72E-04	2.54E-10	3.85E-12	
Vinyl chloride	2.92E-05	1.57E-11	2.38E-13	
cis-1,2-Dichloroethene	4.21E-04	2.99E-10	4.53E-12	
Neptunium-237				
Radium-226				
Radon-222				
Technetium-99				
Thorium-228				
Thorium-230				
Uranium-234				
Uranium-235				
Uranium-238				

----- AREA_CODE=m MEDIA=RGa Groundwater -----

Analyte	Ingestion of fish	Ingestion of venison	Ingestion of rabbit	Ingestion of quail
Aluminum		1.96E-06	2.97E-08	1.75E-09
Antimony	2.25E-03	5.28E-09	7.99E-11	4.71E-12
Arsenic		8.80E-09	1.33E-10	7.86E-12
Barium	1.12E-04	3.28E-08	4.96E-10	1.32E-09
Beryllium	2.04E-04	1.20E-08	1.81E-10	1.07E-11
Bicarbonate				
Boron		3.53E-07	5.35E-09	
Cadmium	5.71E-04	6.68E-09	1.01E-10	1.19E-08
Cerium				
Chromium	1.03E-02	2.71E-06	4.11E-08	2.42E-09
Cobalt	2.43E-03	4.74E-09	7.18E-11	8.47E-08
Copper	1.67E-03	4.41E-07	6.68E-09	2.19E-08
Fluoride				
Gallium				
Iron	1.41E-01	8.29E-05	1.26E-06	3.70E-06
Lead	4.36E-03	3.40E-08	5.16E-10	3.04E-11
Lithium		6.68E-07	1.01E-08	
Manganese	1.21E-02	8.83E-08	1.34E-09	7.89E-09
Mercury	3.54E-05	2.07E-09	3.14E-11	5.55E-12
Molybdenum	8.18E-05	4.79E-08	7.25E-10	4.28E-08
Nickel	1.86E-03	5.45E-07	8.25E-09	
Nitrate as Nitrogen				
Selenium		4.24E-07	6.43E-09	3.41E-08
Silica				
Silver	3.26E-05	1.15E-07	1.74E-09	6.82E-08
Sulfate				
Tetraoxo-sulfate(1-)				
Thallium		7.27E-06	1.10E-07	6.49E-09
Thorium				
Titanium		1.82E-06	2.76E-08	
Uranium	3.28E-06	5.76E-10	8.73E-12	1.71E-09
Vanadium	1.80E-04	2.64E-07	4.00E-09	2.36E-10
Zinc	1.61E-02	9.42E-06	1.43E-07	5.89E-07
Zirconium	8.56E-04	1.67E-11	2.53E-13	8.95E-13
1,1-Dichloroethene	7.84E-05	5.27E-11	7.99E-13	
1,2-Dichlorobenzene	3.68E-06	5.98E-12	9.06E-14	
1,2-Dichloroethene	7.58E-07	2.46E-13	3.72E-15	
1,3,5-Trimethylbenzene	3.68E-05	8.35E-11	1.26E-12	
1,4-Dichlorobenzene	4.00E-06	6.51E-12	9.86E-14	
2-Butanone	3.11E-06	8.96E-13	1.36E-14	
4-Bromofluorobenzene				
4-Methyl-2-pentanone	1.24E-05	5.98E-12	9.06E-14	

Table 3.40a Chronic daily intakes for systemic toxicity for biota consumption by a child recreator (continued)

----- AREA_CODE=m MEDIA=RGa Groundwater -----
(continued)

Analyte	Ingestion of fish	Ingestion of venison	Ingestion of rabbit	Ingestion of quail
Acetone	1.24E-06	2.70E-13	4.09E-15	
Acrylonitrile	2.60E-06	7.43E-13	1.13E-14	
Benzene	6.63E-06	5.26E-12	7.97E-14	
Bis(2-ethylhexyl)phthalate	5.32E-03	1.98E-08	3.01E-10	
Bromomethane	1.37E-06	6.62E-13	1.00E-14	
Carbazole	1.49E-03	3.02E-09	4.58E-11	
Carbon tetrachloride	1.35E-05	1.58E-11	2.40E-13	
Chloroform	1.11E-05	8.36E-12	1.27E-13	
Chloromethane	1.65E-06	6.79E-13	1.03E-14	
Chrysene	2.17E-03	1.26E-08	1.90E-10	
Di-n-butyl phthalate	5.30E-03	1.97E-08	2.99E-10	
Dimethylbenzene	3.25E-04	5.00E-10	7.58E-12	
Ethanol				
Ethylbenzene	3.81E-05	5.26E-11	7.97E-13	
Methylene chloride	5.89E-06	3.00E-12	4.55E-14	
PCB-1254	2.58E-03	1.77E-08	2.68E-10	1.54E-09
Polychlorinated biphenyl	6.10E-04	4.18E-09	6.33E-11	
Tetrachloroethene	3.18E-05	3.33E-11	5.04E-13	
Trichloroethene	6.55E-03	6.14E-09	9.30E-11	
Vinyl chloride	1.95E-06	1.05E-12	1.59E-14	
cis-1,2-Dichloroethene	1.03E-04	7.30E-11	1.11E-12	
m,p-Xylene	2.96E-06	4.55E-12	6.90E-14	
trans-1,2-Dichloroethene	1.95E-06	6.31E-13	9.56E-15	
trans-1,3-Dichloropropene				
Americium-241				
Cesium-137				
Cobalt-60				
Neptunium-237				
Plutonium-239				
Radium-226				
Radon-222				
Technetium-99				
Thorium-230				

----- AREA_CODE=m MEDIA=UCRS Groundwater -----

Analyte	Ingestion of fish	Ingestion of venison	Ingestion of rabbit	Ingestion of quail
Aluminum		8.43E-06	1.28E-07	7.52E-09
Antimony	1.64E-03	3.84E-09	5.82E-11	3.43E-12
Arsenic		1.34E-08	2.03E-10	1.20E-11
Barium	3.21E-04	9.40E-08	1.42E-09	3.78E-09
Cadmium	5.76E-04	6.74E-09	1.02E-10	1.20E-08
Chromium	1.69E-03	4.44E-07	6.73E-09	3.97E-10
Cobalt	2.26E-03	4.41E-09	6.68E-11	7.87E-08
Copper	7.47E-03	1.97E-06	2.98E-08	9.77E-08
Fluoride				
Iron	2.36E-01	1.38E-04	2.09E-06	6.17E-06
Lead	4.40E-03	3.44E-08	5.21E-10	3.07E-11
Manganese	2.34E-02	1.71E-07	2.59E-09	1.53E-08
Mercury	3.28E-05	1.92E-09	2.91E-11	5.15E-12
Nickel	1.77E-03	5.18E-07	7.84E-09	
Nitrate as Nitrogen				
Silica				
Silver	2.94E-05	1.03E-07	1.57E-09	6.15E-08
Sulfate				
Tetraoxo-sulfate(1-)				
Thallium		5.48E-07	8.30E-09	4.89E-10
Uranium	1.81E-04	3.18E-08	4.82E-10	9.48E-08

Table 3.40a Chronic daily intakes for systemic toxicity for biota consumption by a child recreator (continued)

----- AREA_CODE=m MEDIA=UCRS Groundwater -----
(continued)

Analyte	Ingestion of fish	Ingestion of venison	Ingestion of rabbit	Ingestion of quail
Vanadium	6.48E-04	9.48E-07	1.44E-08	8.47E-10
Zinc	4.62E-02	2.70E-05	4.10E-07	1.69E-06
Benzene	2.09E-05	1.66E-11	2.52E-13	
Bromodichloromethane	5.97E-05	4.73E-11	7.17E-13	
Chloroform	5.97E-05	4.48E-11	6.79E-13	
Dibromochloromethane	1.58E-05	1.32E-11	2.01E-13	
Ethanol				
Methylene chloride	6.94E-06	3.54E-12	5.36E-14	
Trichloroethene	4.21E-05	3.94E-11	5.97E-13	
Cesium-137				
Cobalt-60				
Neptunium-237				
Plutonium-239				
Radium-226				
Radon-222				
Technetium-99				

----- AREA_CODE=n MEDIA=McNairy Groundwater -----

Analyte	Ingestion of fish	Ingestion of venison	Ingestion of rabbit	Ingestion of quail
Aluminum		3.87E-06	5.86E-08	3.45E-09
Antimony	2.33E-03	5.46E-09	8.28E-11	4.88E-12
Arsenic		1.56E-08	2.37E-10	1.40E-11
Barium	2.15E-04	6.29E-08	9.53E-10	2.53E-09
Beryllium	1.96E-04	1.15E-08	1.74E-10	1.02E-11
Cadmium	1.09E-03	1.27E-08	1.93E-10	2.28E-08
Chromium	1.82E-03	4.79E-07	7.26E-09	4.28E-10
Cobalt	2.55E-03	4.98E-09	7.55E-11	8.89E-08
Fluoride				
Iron	5.10E-01	2.99E-04	4.53E-06	1.33E-05
Manganese	4.35E-02	3.18E-07	4.82E-09	2.84E-08
Mercury	6.87E-05	4.02E-09	6.09E-11	1.08E-11
Molybdenum	9.94E-05	5.82E-08	8.82E-10	5.20E-08
Nickel	1.21E-03	3.53E-07	5.35E-09	
Nitrate as Nitrogen				
Silica				
Sulfate				
Tetraoxo-sulfate(1-)				
Thallium		5.95E-06	9.01E-08	5.31E-09
Uranium	4.80E-06	8.43E-10	1.28E-11	2.51E-09
Vanadium	3.38E-04	4.95E-07	7.50E-09	4.42E-10
Zinc	1.81E-02	1.06E-05	1.61E-07	6.63E-07
Trichloroethene	1.87E-03	1.75E-09	2.65E-11	
Neptunium-237				
Plutonium-239				
Radium-226				
Radon-222				
Technetium-99				
Thorium-230				

----- AREA_CODE=n MEDIA=Other Groundwater -----

Analyte	Ingestion of fish	Ingestion of venison	Ingestion of rabbit	Ingestion of quail
Aluminum		8.75E-06	1.33E-07	7.81E-09
Ammonia as Nitrogen	6.83E-04	1.70E-10	2.57E-12	

Table 3.40a Chronic daily intakes for systemic toxicity for biota consumption by a child recreator (continued)

----- AREA_CODE=n MEDIA=Other Groundwater -----
(continued)

Analyte	Ingestion of fish	Ingestion of venison	Ingestion of rabbit	Ingestion of quail
Antimony	1.02E-03	2.39E-09	3.62E-11	2.13E-12
Arsenic		8.85E-09	1.34E-10	7.90E-12
Barium	1.16E-04	3.39E-08	5.13E-10	1.36E-09
Beryllium	7.79E-05	4.56E-09	6.91E-11	4.07E-12
Cadmium	9.13E-04	1.07E-08	1.62E-10	1.91E-08
Chromium	1.52E-03	4.01E-07	6.07E-09	3.58E-10
Cobalt	5.45E-03	1.06E-08	1.61E-10	1.90E-07
Fluoride				
Iron	2.65E+00	1.55E-03	2.35E-05	6.92E-05
Kjeldahl Nitrogen				
Lead	1.05E-02	8.19E-08	1.24E-09	7.31E-11
Manganese	4.55E-01	3.33E-06	5.04E-08	2.97E-07
Mercury	5.17E-05	3.03E-09	4.59E-11	8.11E-12
Nickel	1.81E-03	5.29E-07	8.01E-09	
Nitrate as Nitrogen				
Silica				
Strontium	1.04E-02	8.08E-06	1.22E-07	7.22E-08
Sulfate				
Sulfide				
Tetraoxo-sulfate(1-)				
Thallium		5.01E-06	7.59E-08	4.48E-09
Tin	4.46E-03	8.71E-08	1.32E-09	
Uranium	7.86E-06	1.38E-09	2.09E-11	4.11E-09
Vanadium	3.11E-04	4.56E-07	6.90E-09	4.07E-10
Zinc	1.30E-02	7.64E-06	1.16E-07	4.77E-07
1,1-Dichloroethane	6.44E-05	4.33E-11	6.56E-13	
1,1-Dichloroethene	1.02E-04	6.86E-11	1.04E-12	
1,2-Dichloroethene	3.14E-05	1.02E-11	1.54E-13	
Acetone	5.52E-06	1.20E-12	1.82E-14	
Di-n-butyl phthalate	4.95E-03	1.85E-08	2.80E-10	
Methylene chloride	6.94E-06	3.54E-12	5.36E-14	
Naphthalene	7.31E-04	1.13E-09	1.70E-11	
Phenanthrene	1.05E-03	3.33E-09	5.04E-11	7.94E-10
Trichloroethene	2.70E-04	2.53E-10	3.83E-12	
Vinyl chloride	2.92E-05	1.57E-11	2.38E-13	
cis-1,2-Dichloroethene	4.21E-04	2.99E-10	4.53E-12	
Neptunium-237				
Radium-226				
Radon-222				
Technetium-99				
Thorium-228				
Thorium-230				
Uranium-234				
Uranium-235				
Uranium-238				

----- AREA_CODE=n MEDIA=RGa Groundwater -----

Analyte	Ingestion of fish	Ingestion of venison	Ingestion of rabbit	Ingestion of quail
Aluminum		2.62E-06	3.97E-08	2.34E-09
Antimony	2.19E-03	5.14E-09	7.78E-11	4.58E-12
Arsenic		9.59E-09	1.45E-10	8.56E-12
Barium	1.13E-04	3.29E-08	4.99E-10	1.32E-09
Beryllium	1.93E-04	1.13E-08	1.71E-10	1.01E-11
Bicarbonate				
Boron		3.53E-07	5.35E-09	
Cadmium	5.43E-04	6.35E-09	9.62E-11	1.13E-08
Cerium				

Table 3.40a Chronic daily intakes for systemic toxicity for biota consumption by a child recreator (continued)

----- AREA_CODE=n MEDIA=RGA Groundwater -----
(continued)

Analyte	Ingestion of fish	Ingestion of venison	Ingestion of rabbit	Ingestion of quail
Chromium	7.01E-03	1.85E-06	2.80E-08	1.65E-09
Cobalt	2.35E-03	4.59E-09	6.95E-11	8.19E-08
Copper	1.46E-03	3.86E-07	5.84E-09	1.91E-08
Fluoride				
Gallium				
Iron	1.81E-01	1.06E-04	1.61E-06	4.74E-06
Lead	4.22E-03	3.30E-08	5.00E-10	2.94E-11
Lithium		6.68E-07	1.01E-08	
Manganese	2.48E-02	1.81E-07	2.75E-09	1.62E-08
Mercury	8.00E-05	4.69E-09	7.10E-11	1.25E-11
Molybdenum	8.13E-05	4.76E-08	7.21E-10	4.25E-08
Nickel	1.81E-03	5.30E-07	8.03E-09	
Nitrate as Nitrogen				
Selenium		5.15E-07	7.80E-09	4.14E-08
Silica				
Silver	3.32E-05	1.17E-07	1.77E-09	6.94E-08
Sulfate				
Tetraoxo-sulfate(1-)				
Thallium		6.66E-06	1.01E-07	5.95E-09
Thorium				
Tin	3.42E-02	6.68E-07	1.01E-08	
Titanium		1.82E-06	2.76E-08	
Uranium	7.54E-06	1.33E-09	2.01E-11	3.94E-09
Vanadium	1.67E-04	2.44E-07	3.69E-09	2.18E-10
Zinc	1.38E-02	8.07E-06	1.22E-07	5.04E-07
Zirconium	8.56E-04	1.67E-11	2.53E-13	8.95E-13
1,1,2-Trichloroethane	1.11E-05	8.36E-12	1.27E-13	
1,1-Dichloroethene	2.55E-04	1.71E-10	2.60E-12	
1,2-Dichlorobenzene	3.68E-06	5.98E-12	9.06E-14	
1,2-Dichloroethane	2.55E-06	1.45E-12	2.20E-14	
1,2-Dichloroethene	7.00E-07	2.27E-13	3.44E-15	
1,3,5-Trimethylbenzene	3.68E-05	8.35E-11	1.26E-12	
1,4-Dichlorobenzene	4.00E-06	6.51E-12	9.86E-14	
2-Butanone	2.54E-05	7.33E-12	1.11E-13	
4-Bromofluorobenzene				
4-Methyl-2-pentanone	2.33E-05	1.13E-11	1.71E-13	
Acetone	1.03E-05	2.25E-12	3.41E-14	
Acrylonitrile	2.60E-06	7.43E-13	1.13E-14	
Benzene	6.63E-06	5.26E-12	7.97E-14	
Bis(2-ethylhexyl)phthalate	4.82E-03	1.80E-08	2.72E-10	
Bromomethane	1.37E-06	6.62E-13	1.00E-14	
Butyl benzyl phthalate	8.90E-04	3.32E-09	5.03E-11	
Carbazole	7.50E-04	1.52E-09	2.31E-11	
Carbon tetrachloride	3.61E-03	4.22E-09	6.39E-11	
Chlorobenzene	4.51E-05	5.27E-11	7.99E-13	
Chloroform	7.79E-05	5.85E-11	8.86E-13	
Chloromethane	1.65E-06	6.79E-13	1.03E-14	
Chrysene	2.17E-03	1.26E-08	1.90E-10	
Di-n-butyl phthalate	8.74E-03	3.26E-08	4.94E-10	
Dimethylbenzene	1.76E-02	2.71E-08	4.10E-10	
Ethane				
Ethanol				
Ethylbenzene	7.07E-03	9.74E-09	1.48E-10	
Ethylene				
Methylene chloride	7.18E-05	3.66E-11	5.54E-13	
PCB-1254	2.73E-03	1.87E-08	2.83E-10	1.63E-09
Polychlorinated biphenyl	6.10E-04	4.18E-09	6.33E-11	
Tetrachloroethene	5.09E-03	5.32E-09	8.06E-11	
Trichloroethene	7.52E-02	7.04E-08	1.07E-09	
Vinyl chloride	3.41E-03	1.84E-09	2.78E-11	
cis-1,2-Dichloroethene	4.33E-03	3.08E-09	4.66E-11	

Table 3.40a Chronic daily intakes for systemic toxicity for biota consumption by a child recreator (continued)

----- AREA_CODE=n MEDIA=RGA Groundwater -----
(continued)

Analyte	Ingestion of fish	Ingestion of venison	Ingestion of rabbit	Ingestion of quail
m,p-Xylene	5.26E-06	8.10E-12	1.23E-13	
trans-1,2-Dichloroethene	3.46E-04	1.12E-10	1.70E-12	
trans-1,3-Dichloropropene				
Americium-241				
Cesium-137				
Cobalt-60				
Neptunium-237				
Plutonium-239				
Radium-226				
Radon-222				
Technetium-99				
Thorium-230				
Uranium-234				
Uranium-235				
Uranium-235/236				
Uranium-238				

----- AREA_CODE=n MEDIA=UCRS Groundwater -----

Analyte	Ingestion of fish	Ingestion of venison	Ingestion of rabbit	Ingestion of quail
Aluminum		6.53E-06	9.89E-08	5.83E-09
Ammonia as Nitrogen	1.20E-05	2.98E-12	4.51E-14	
Antimony	1.42E-03	3.32E-09	5.03E-11	2.97E-12
Arsenic		4.06E-08	6.14E-10	3.62E-11
Barium	3.17E-04	9.29E-08	1.41E-09	3.73E-09
Beryllium	4.85E-05	2.84E-09	4.30E-11	2.54E-12
Cadmium	4.58E-04	5.36E-09	8.12E-11	9.58E-09
Chromium	1.89E-03	4.97E-07	7.53E-09	4.44E-10
Cobalt	2.10E-03	4.10E-09	6.21E-11	7.32E-08
Copper	2.77E-03	7.29E-07	1.10E-08	3.62E-08
Fluoride				
Iron	2.39E-01	1.40E-04	2.12E-06	6.24E-06
Kjeldahl Nitrogen				
Lead	4.13E-03	3.22E-08	4.88E-10	2.88E-11
Manganese	9.04E-02	6.61E-07	1.00E-08	5.90E-08
Mercury	1.43E-04	8.36E-09	1.27E-10	2.24E-11
Molybdenum	2.85E-05	1.67E-08	2.53E-10	1.49E-08
Nickel	3.07E-03	8.99E-07	1.36E-08	
Nitrate as Nitrogen				
Nitrate/Nitrite				
Orthophosphate				
Selenium		4.31E-07	6.53E-09	3.46E-08
Silica				
Silver	3.01E-05	1.06E-07	1.60E-09	6.29E-08
Strontium	2.20E-02	1.72E-05	2.61E-07	1.54E-07
Sulfate				
Sulfide				
Tetraoxo-sulfate(1-)				
Thallium		3.48E-06	5.26E-08	3.10E-09
Tin	2.23E-02	4.34E-07	6.58E-09	
Uranium	6.85E-05	1.20E-08	1.82E-10	3.58E-08
Vanadium	2.30E-04	3.36E-07	5.09E-09	3.00E-10
Zinc	1.50E-02	8.78E-06	1.33E-07	5.48E-07
1,1-Dichloroethene	7.84E-04	5.27E-10	7.99E-12	
1,2-Dichloroethane	4.64E-06	2.64E-12	4.00E-14	
1,2-Dichloroethene	2.38E-06	7.71E-13	1.17E-14	
2,4-Dimethylphenol	4.14E-05	3.67E-11	5.56E-13	
Benzene	5.17E-05	4.10E-11	6.21E-13	

Table 3.40a Chronic daily intakes for systemic toxicity for biota consumption by a child recreator (continued)

----- AREA_CODE=n MEDIA=UCRS Groundwater ----- (continued)				
Analyte	Ingestion of fish	Ingestion of venison	Ingestion of rabbit	Ingestion of quail
Bis(2-ethylhexyl)phthalate	8.90E-04	3.32E-09	5.03E-11	
Bromodichloromethane	5.97E-05	4.73E-11	7.17E-13	
Chloroethane	1.35E-04	7.25E-11	1.10E-12	
Chloroform	1.34E-04	1.00E-10	1.52E-12	
Di-n-butyl phthalate	8.72E-04	3.25E-09	4.93E-11	
Dibromochloromethane	1.58E-05	1.32E-11	2.01E-13	
Dimethylbenzene	3.24E-02	4.99E-08	7.56E-10	
Ethane				
Ethanol				
Ethylbenzene	1.29E-02	1.78E-08	2.70E-10	
Ethylene				
Fluorene	1.46E-03	4.14E-09	6.27E-11	
Isophorone	1.66E-05	1.05E-11	1.60E-13	
Methylene chloride	7.36E-06	3.75E-12	5.68E-14	
Naphthalene	7.64E-04	1.18E-09	1.78E-11	
Phenanthrene	2.05E-03	6.47E-09	9.80E-11	1.54E-09
Trichloroethene	2.82E-01	2.64E-07	4.00E-09	
Vinyl chloride	9.74E-03	5.25E-09	7.95E-11	
cis-1,2-Dichloroethene	1.80E-02	1.28E-08	1.93E-10	
trans-1,2-Dichloroethene	1.95E-04	6.31E-11	9.56E-13	
Americium-241				
Cesium-137				
Cobalt-60				
Neptunium-237				
Plutonium-239				
Radium-226				
Radon-222				
Technetium-99				
Thorium-228				
Uranium-234				
Uranium-235				
Uranium-235/236				
Uranium-238				

Table 3.40b Chronic daily intakes for systemic toxicity for biota consumption by a teen recreator

----- AREA_CODE=a MEDIA=RGA Groundwater -----

Analyte	Ingestion of fish	Ingestion of venison	Ingestion of rabbit	Ingestion of quail
Aluminum		3.88E-06	3.20E-08	1.94E-09
Arsenic		1.83E-08	1.51E-10	9.13E-12
Barium	2.54E-04	7.05E-08	5.81E-10	1.58E-09
Chromium	4.12E-03	1.03E-06	8.48E-09	5.14E-10
Fluoride				
Iron	2.03E-01	1.13E-04	9.28E-07	2.81E-06
Manganese	2.93E-02	2.03E-07	1.67E-09	1.01E-08
Tetraoxo-sulfate(1-)				
Thallium		2.45E-05	2.02E-07	1.22E-08
Vanadium	6.88E-04	9.56E-07	7.87E-09	4.77E-10
Zinc	8.51E-03	4.73E-06	3.90E-08	1.65E-07
1,1-Dichloroethene	1.53E-04	9.75E-11	8.03E-13	
Carbon tetrachloride	5.14E-03	5.70E-09	4.70E-11	
Chloroform	1.81E-05	1.29E-11	1.06E-13	
Tetrachloroethene	5.94E-03	5.90E-09	4.86E-11	
Trichloroethene	8.37E+00	7.44E-06	6.13E-08	
cis-1,2-Dichloroethene	7.76E-04	5.23E-10	4.31E-12	
trans-1,2-Dichloroethene	9.51E-05	2.93E-11	2.41E-13	
Cesium-137				
Neptunium-237				
Technetium-99				
Thorium-230				

----- AREA_CODE=a MEDIA=UCRS Groundwater -----

Analyte	Ingestion of fish	Ingestion of venison	Ingestion of rabbit	Ingestion of quail
Aluminum		8.79E-06	7.24E-08	4.38E-09
Antimony	1.29E-03	2.87E-09	2.37E-11	1.43E-12
Arsenic		1.43E-08	1.17E-10	7.11E-12
Barium	8.85E-05	2.46E-08	2.03E-10	5.52E-10
Beryllium	2.58E-05	1.43E-09	1.18E-11	7.14E-13
Chromium	1.32E-03	3.29E-07	2.71E-09	1.64E-10
Cobalt	2.78E-04	5.15E-10	4.24E-12	5.14E-09
Iron	3.12E-01	1.73E-04	1.43E-06	4.32E-06
Lead	9.59E-03	7.11E-08	5.85E-10	3.55E-11
Manganese	1.07E-02	7.40E-08	6.10E-10	3.69E-09
Nickel	4.20E-03	1.17E-06	9.62E-09	
Silica				
Tetraoxo-sulfate(1-)				
Uranium	7.41E-05	1.24E-08	1.02E-10	2.06E-08
Vanadium	4.42E-04	6.14E-07	5.06E-09	3.06E-10
Zinc	9.22E-03	5.13E-06	4.22E-08	1.79E-07
1,1-Dichloroethene	1.02E-05	6.50E-12	5.35E-14	
Bis(2-ethylhexyl)phthalate	1.44E-03	5.12E-09	4.21E-11	
Chloroform	1.17E-04	8.37E-11	6.89E-13	
Trichloroethene	1.51E+00	1.34E-06	1.11E-08	
cis-1,2-Dichloroethene	9.86E-04	6.65E-10	5.48E-12	
trans-1,2-Dichloroethene	2.73E-05	8.39E-12	6.91E-14	
Neptunium-237				
Radon-222				
Technetium-99				

----- AREA_CODE=b MEDIA=McNairy Groundwater -----

Analyte	Ingestion of fish	Ingestion of venison	Ingestion of rabbit	Ingestion of quail
Aluminum		3.25E-06	2.68E-08	1.62E-09

Table 3.40b Chronic daily intakes for systemic toxicity for biota consumption by a teen recreator (continued)

----- AREA_CODE=b MEDIA=McNairy Groundwater -----				
(continued)				
Analyte	Ingestion of fish	Ingestion of venison	Ingestion of rabbit	Ingestion of quail
Antimony	4.96E-03	1.10E-08	9.08E-11	5.50E-12
Nitrate as Nitrogen				
Silica				
Tetraoxo-sulfate(1-)				
Trichloroethene	1.09E-02	9.70E-09	7.99E-11	
Technetium-99				
----- AREA_CODE=b MEDIA=RGa Groundwater -----				
Analyte	Ingestion of fish	Ingestion of venison	Ingestion of rabbit	Ingestion of quail
Aluminum		5.89E-06	4.85E-08	2.94E-09
Arsenic		1.72E-08	1.42E-10	8.59E-12
Barium	4.03E-04	1.12E-07	9.23E-10	2.52E-09
Beryllium	2.98E-04	1.66E-08	1.36E-10	8.26E-12
Cadmium	8.03E-04	8.93E-09	7.35E-11	8.91E-09
Chromium	3.17E-03	7.93E-07	6.53E-09	3.95E-10
Cobalt	3.69E-03	6.83E-09	5.62E-11	6.81E-08
Fluoride				
Iron	4.72E-01	2.62E-04	2.16E-06	6.54E-06
Lead	5.75E-03	4.26E-08	3.51E-10	2.12E-11
Manganese	7.38E-02	5.13E-07	4.23E-09	2.56E-08
Mercury	1.39E-04	7.73E-09	6.36E-11	1.16E-11
Nitrate as Nitrogen				
Selenium		1.08E-06	8.92E-09	4.86E-08
Silica				
Sulfate				
Tetraoxo-sulfate(1-)				
Tin	2.09E-01	3.88E-06	3.19E-08	
Uranium	2.90E-05	4.84E-09	3.99E-11	8.05E-09
Vanadium	1.85E-04	2.58E-07	2.12E-09	1.28E-10
Zinc	1.27E-02	7.08E-06	5.83E-08	2.47E-07
1,1,2-Trichloroethane	1.81E-05	1.29E-11	1.06E-13	
1,1-Dichloroethene	8.27E-06	5.28E-12	4.35E-14	
1,2-Dichloroethane	4.14E-06	2.24E-12	1.84E-14	
Acetone	3.38E-06	7.00E-13	5.76E-15	
Carbon tetrachloride	5.86E-04	6.50E-10	5.35E-12	
Chlorobenzene	7.33E-05	8.13E-11	6.69E-13	
Chloroform	1.26E-04	9.02E-11	7.42E-13	
Di-n-butyl phthalate	1.16E-02	4.09E-08	3.37E-10	
Ethane				
Ethylene				
Methylene chloride	5.91E-06	2.86E-12	2.36E-14	
Tetrachloroethene	8.26E-03	8.20E-09	6.76E-11	
Trichloroethene	4.44E-02	3.95E-08	3.25E-10	
Vinyl chloride	3.58E-03	1.83E-09	1.51E-11	
cis-1,2-Dichloroethene	4.94E-03	3.34E-09	2.75E-11	
Americium-241				
Cesium-137				
Cobalt-60				
Plutonium-239				
Radium-226				
Radon-222				
Technetium-99				
Thorium-230				
Uranium-234				
Uranium-235				
Uranium-235/236				
Uranium-238				

Table 3.40b Chronic daily intakes for systemic toxicity for biota consumption by a teen recreator (continued)

----- AREA_CODE=b MEDIA=UCRS Groundwater -----

Analyte	Ingestion of fish	Ingestion of venison	Ingestion of rabbit	Ingestion of quail
Aluminum		9.69E-06	7.98E-08	4.83E-09
Arsenic		9.35E-08	7.70E-10	4.66E-11
Barium	3.24E-04	9.00E-08	7.41E-10	2.02E-09
Beryllium	1.85E-05	1.03E-09	8.48E-12	5.14E-13
Cadmium	5.93E-04	6.59E-09	5.43E-11	6.58E-09
Chromium	3.46E-03	8.65E-07	7.12E-09	4.31E-10
Cobalt	1.04E-03	1.93E-09	1.59E-11	1.93E-08
Fluoride				
Iron	3.04E-01	1.69E-04	1.39E-06	4.22E-06
Lead	2.50E-04	1.85E-09	1.53E-11	9.25E-13
Manganese	4.70E-02	3.27E-07	2.69E-09	1.63E-08
Mercury	1.39E-04	7.73E-09	6.36E-11	1.16E-11
Molybdenum	4.63E-05	2.58E-08	2.12E-10	1.28E-08
Nickel	1.45E-02	4.02E-06	3.31E-08	
Nitrate as Nitrogen				
Selenium		6.74E-07	5.55E-09	3.03E-08
Silica				
Sulfate				
Tetraoxo-sulfate(1-)				
Thallium		2.36E-06	1.95E-08	1.18E-09
Tin	3.61E-02	6.70E-07	5.52E-09	
Uranium	3.50E-05	5.84E-09	4.81E-11	9.71E-09
Vanadium	4.53E-04	6.30E-07	5.18E-09	3.14E-10
Zinc	8.96E-03	4.98E-06	4.10E-08	1.74E-07
1,1-Dichloroethene	1.65E-05	1.06E-11	8.69E-14	
1,2-Dichloroethene	5.29E-06	1.63E-12	1.34E-14	
2,4-Dimethylphenol	4.36E-05	3.67E-11	3.02E-13	
Benzene	8.39E-05	6.32E-11	5.21E-13	
Chloroethane	6.73E-04	3.44E-10	2.84E-12	
Di-n-butyl phthalate	8.24E-04	2.92E-09	2.40E-11	
Dimethylbenzene	6.33E-04	9.25E-10	7.62E-12	
Ethane				
Ethylbenzene	5.39E-05	7.05E-11	5.81E-13	
Ethylene				
Isophorone	2.29E-05	1.38E-11	1.14E-13	
Trichloroethene	5.18E-01	4.60E-07	3.79E-09	
Vinyl chloride	2.84E-04	1.45E-10	1.20E-12	
cis-1,2-Dichloroethene	8.48E-03	5.72E-09	4.71E-11	
trans-1,2-Dichloroethene	3.22E-06	9.92E-13	8.17E-15	
Americium-241				
Cobalt-60				
Neptunium-237				
Plutonium-239				
Radium-226				
Radon-222				
Technetium-99				
Uranium-234				
Uranium-235				
Uranium-235/236				
Uranium-238				

----- AREA_CODE=c MEDIA=RGA Groundwater -----

Analyte	Ingestion of fish	Ingestion of venison	Ingestion of rabbit	Ingestion of quail
Aluminum		1.45E-05	1.19E-07	7.22E-09
Barium	2.14E-04	5.94E-08	4.89E-10	1.33E-09
Chromium	1.94E-02	4.84E-06	3.99E-08	2.42E-09
Iron	6.25E-01	3.48E-04	2.86E-06	8.67E-06
Manganese	5.57E-02	3.87E-07	3.19E-09	1.93E-08

Table 3.40b Chronic daily intakes for systemic toxicity for biota consumption by a teen recreator (continued)

----- AREA_CODE=c MEDIA=RGa Groundwater -----
(continued)

Analyte	Ingestion of fish	Ingestion of venison	Ingestion of rabbit	Ingestion of quail
Molybdenum	1.72E-04	9.56E-08	7.87E-10	4.77E-08
Silica				
Sulfate				
Tetraoxo-sulfate(1-)				
Zinc	1.55E-02	8.60E-06	7.08E-08	3.00E-07
1,1-Dichloroethene	5.85E-05	3.73E-11	3.07E-13	
Chloroform	4.52E-05	3.22E-11	2.65E-13	
Trichloroethene	7.59E-03	6.75E-09	5.56E-11	
cis-1,2-Dichloroethene	4.69E-05	3.16E-11	2.61E-13	
Radon-222				
Technetium-99				

----- AREA_CODE=c MEDIA=UCRS Groundwater -----

Analyte	Ingestion of fish	Ingestion of venison	Ingestion of rabbit	Ingestion of quail
Aluminum		7.07E-06	5.82E-08	3.52E-09
Barium	1.23E-04	3.41E-08	2.81E-10	7.65E-10
Iron	1.76E-01	9.79E-05	8.06E-07	2.44E-06
Manganese	2.43E-02	1.69E-07	1.39E-09	8.43E-09
Silica				
Tetraoxo-sulfate(1-)				
Vanadium	1.54E-04	2.14E-07	1.76E-09	1.07E-10
Zinc	1.05E-02	5.83E-06	4.80E-08	2.04E-07
Benzene	1.08E-05	8.11E-12	6.68E-14	
Chloroform	1.08E-04	7.72E-11	6.36E-13	
Trichloroethene	5.04E-05	4.48E-11	3.69E-13	
Technetium-99				

----- AREA_CODE=d MEDIA=McNairy Groundwater -----

Analyte	Ingestion of fish	Ingestion of venison	Ingestion of rabbit	Ingestion of quail
Silica				
Tetraoxo-sulfate(1-)				
Thallium		3.44E-05	2.84E-07	1.72E-08
Zinc	6.44E-02	3.58E-05	2.95E-07	1.25E-06
Trichloroethene	3.05E-05	2.71E-11	2.23E-13	

----- AREA_CODE=d MEDIA=Other Groundwater -----

Analyte	Ingestion of fish	Ingestion of venison	Ingestion of rabbit	Ingestion of quail
Methylene chloride	1.33E-05	6.43E-12	5.29E-14	

----- AREA_CODE=d MEDIA=RGa Groundwater -----

Analyte	Ingestion of fish	Ingestion of venison	Ingestion of rabbit	Ingestion of quail
Aluminum		4.81E-06	3.96E-08	2.40E-09
Arsenic		2.05E-08	1.69E-10	1.02E-11
Barium	4.61E-04	1.28E-07	1.06E-09	2.88E-09
Chromium	3.25E-03	8.13E-07	6.69E-09	4.05E-10

Table 3.40b Chronic daily intakes for systemic toxicity for biota consumption by a teen recreator (continued)

----- AREA_CODE=d MEDIA=RGA Groundwater -----
(continued)

Analyte	Ingestion of fish	Ingestion of venison	Ingestion of rabbit	Ingestion of quail
Cobalt	3.29E-03	6.10E-09	5.02E-11	6.08E-08
Fluoride				
Iron	1.88E-01	1.05E-04	8.63E-07	2.61E-06
Lead	9.35E-03	6.93E-08	5.71E-10	3.46E-11
Manganese	2.15E-01	1.50E-06	1.23E-08	7.47E-08
Silica				
Tetraoxo-sulfate(1-)				
Tin	1.11E+00	2.06E-05	1.70E-07	
Uranium	1.05E-05	1.75E-09	1.44E-11	2.90E-09
Vanadium	2.92E-04	4.05E-07	3.34E-09	2.02E-10
Zinc	9.65E-03	5.36E-06	4.42E-08	1.87E-07
Bis(2-ethylhexyl)phthalate	2.89E-03	1.02E-08	8.42E-11	
Butyl benzyl phthalate	1.44E-03	5.12E-09	4.21E-11	
Di-n-butyl phthalate	1.06E-02	3.74E-08	3.08E-10	
Dimethylbenzene	7.06E-03	1.03E-08	8.51E-11	
Ethylbenzene	2.45E-03	3.21E-09	2.64E-11	
Methylene chloride	1.10E-04	5.31E-11	4.37E-13	
Tetrachloroethene	1.29E-04	1.28E-10	1.06E-12	
Trichloroethene	1.56E-02	1.38E-08	1.14E-10	
cis-1,2-Dichloroethene	2.20E-04	1.48E-10	1.22E-12	
Americium-241				
Cesium-137				
Cobalt-60				
Plutonium-239				
Radium-226				
Radon-222				
Technetium-99				
Uranium-234				
Uranium-238				

----- AREA_CODE=d MEDIA=UCRS Groundwater -----

Analyte	Ingestion of fish	Ingestion of venison	Ingestion of rabbit	Ingestion of quail
Aluminum		1.81E-05	1.49E-07	9.02E-09
Ammonia as Nitrogen	1.94E-05	4.59E-12	3.78E-14	
Antimony	1.19E-03	2.65E-09	2.18E-11	1.32E-12
Arsenic		1.90E-08	1.56E-10	9.46E-12
Barium	4.72E-04	1.31E-07	1.08E-09	2.95E-09
Beryllium	7.87E-05	4.38E-09	3.61E-11	2.18E-12
Cadmium	1.11E-03	1.24E-08	1.02E-10	1.23E-08
Chromium	2.61E-03	6.53E-07	5.38E-09	3.26E-10
Cobalt	3.37E-03	6.25E-09	5.15E-11	6.24E-08
Fluoride				
Iron	6.99E+00	3.88E-03	3.20E-05	9.69E-05
Kjeldahl Nitrogen				
Lead	4.80E-03	3.56E-08	2.93E-10	1.77E-11
Manganese	5.00E+00	3.48E-05	2.86E-07	1.73E-06
Mercury	4.86E-05	2.70E-09	2.22E-11	4.04E-12
Nickel	1.59E-03	4.42E-07	3.64E-09	
Nitrate as Nitrogen				
Nitrate/Nitrite				
Orthophosphate				
Selenium		8.55E-07	7.04E-09	3.84E-08
Silica				
Strontium	3.58E-02	2.65E-05	2.18E-07	1.32E-07
Sulfate				
Sulfide				
Tetraoxo-sulfate(1-)				

Table 3.40b Chronic daily intakes for systemic toxicity for biota consumption by a teen recreator (continued)

----- AREA_CODE=d MEDIA=UCRS Groundwater -----
(continued)

Analyte	Ingestion of fish	Ingestion of venison	Ingestion of rabbit	Ingestion of quail
Uranium	1.58E-04	2.63E-08	2.17E-10	4.38E-08
Vanadium	8.89E-04	1.24E-06	1.02E-08	6.16E-10
Zinc	1.02E-02	5.67E-06	4.67E-08	1.98E-07
1,1-Dichloroethene	9.57E-05	6.11E-11	5.03E-13	
1,2-Dichloroethane	7.53E-06	4.07E-12	3.35E-14	
1,2-Dichloroethene	1.58E-06	4.86E-13	4.00E-15	
Benzene	5.38E-05	4.05E-11	3.34E-13	
Dimethylbenzene	1.22E-02	1.78E-08	1.47E-10	
Ethylbenzene	6.12E-03	8.02E-09	6.60E-11	
Fluorene	2.75E-03	7.39E-09	6.08E-11	
Methylene chloride	1.61E-05	7.80E-12	6.42E-14	
Naphthalene	6.39E-04	9.35E-10	7.70E-12	
Phenanthrene	3.78E-03	1.14E-08	9.35E-11	1.51E-09
Trichloroethene	9.07E-02	8.07E-08	6.65E-10	
cis-1,2-Dichloroethene	5.59E-05	3.77E-11	3.11E-13	
Neptunium-237				
Radon-222				
Technetium-99				
Thorium-228				
Uranium-234				
Uranium-235				
Uranium-238				

----- AREA_CODE=e MEDIA=McNairy Groundwater -----

Analyte	Ingestion of fish	Ingestion of venison	Ingestion of rabbit	Ingestion of quail
Aluminum		3.43E-06	2.83E-08	1.71E-09
Arsenic		7.47E-08	6.15E-10	3.72E-11
Barium	5.16E-04	1.44E-07	1.18E-09	3.22E-09
Beryllium	4.73E-04	2.63E-08	2.17E-10	1.31E-11
Cadmium	1.95E-03	2.16E-08	1.78E-10	2.16E-08
Chromium	1.13E-02	2.84E-06	2.34E-08	1.41E-09
Cobalt	5.39E-03	9.99E-09	8.22E-11	9.96E-08
Fluoride				
Iron	1.38E+00	7.70E-04	6.34E-06	1.92E-05
Manganese	9.32E-02	6.48E-07	5.34E-09	3.23E-08
Nickel	2.45E-03	6.80E-07	5.60E-09	
Silica				
Sulfate				
Tetraoxo-sulfate(1-)				
Uranium	2.30E-05	3.84E-09	3.16E-11	6.39E-09
Vanadium	2.10E-03	2.92E-06	2.40E-08	1.45E-09
Zinc	7.49E-02	4.16E-05	3.43E-07	1.45E-06
Trichloroethene	3.37E-05	3.00E-11	2.47E-13	
Radon-222				
Technetium-99				

----- AREA_CODE=e MEDIA=RGa Groundwater -----

Analyte	Ingestion of fish	Ingestion of venison	Ingestion of rabbit	Ingestion of quail
Aluminum		2.45E-06	2.02E-08	1.22E-09
Arsenic		1.30E-08	1.07E-10	6.47E-12
Barium	3.44E-04	9.57E-08	7.88E-10	2.15E-09
Beryllium	2.77E-04	1.54E-08	1.27E-10	7.68E-12
Cadmium	1.50E-03	1.66E-08	1.37E-10	1.66E-08

Table 3.40b Chronic daily intakes for systemic toxicity for biota consumption by a teen recreator (continued)

----- AREA_CODE=e MEDIA=RGA Groundwater -----
(continued)

Analyte	Ingestion of fish	Ingestion of venison	Ingestion of rabbit	Ingestion of quail
Cobalt	3.68E-03	6.83E-09	5.62E-11	6.81E-08
Copper	3.57E-03	8.93E-07	7.35E-09	2.47E-08
Fluoride				
Iron	2.61E-01	1.45E-04	1.19E-06	3.62E-06
Manganese	1.24E-02	8.59E-08	7.07E-10	4.28E-09
Molybdenum	1.36E-04	7.58E-08	6.24E-10	3.78E-08
Silica				
Silver	8.36E-05	2.79E-07	2.30E-09	9.27E-08
Sulfate				
Tetraoxo-sulfate(1-)				
Thallium		8.80E-06	7.25E-08	4.39E-09
Uranium	5.99E-06	9.99E-10	8.23E-12	1.66E-09
Vanadium	3.78E-04	5.25E-07	4.33E-09	2.62E-10
Zinc	1.64E-02	9.14E-06	7.52E-08	3.19E-07
2-Butanone	7.44E-05	2.04E-11	1.68E-13	
Dimethylbenzene	5.27E-04	7.71E-10	6.35E-12	
Trichloroethene	2.54E-02	2.26E-08	1.86E-10	
trans-1,2-Dichloroethene	3.16E-06	9.72E-13	8.01E-15	
Cobalt-60				
Radon-222				
Technetium-99				
Thorium-230				

----- AREA_CODE=e MEDIA=UCRS Groundwater -----

Analyte	Ingestion of fish	Ingestion of venison	Ingestion of rabbit	Ingestion of quail
Aluminum		1.64E-05	1.35E-07	8.18E-09
Arsenic		1.68E-08	1.38E-10	8.36E-12
Barium	8.20E-04	2.28E-07	1.88E-09	5.12E-09
Chromium	4.23E-03	1.06E-06	8.72E-09	5.28E-10
Fluoride				
Iron	4.18E-01	2.33E-04	1.91E-06	5.80E-06
Manganese	1.15E-02	7.97E-08	6.57E-10	3.98E-09
Nickel	7.50E-03	2.09E-06	1.72E-08	
Silica				
Sulfate				
Tetraoxo-sulfate(1-)				
Vanadium	2.14E-03	2.98E-06	2.45E-08	1.49E-09
Zinc	4.81E-02	2.68E-05	2.20E-07	9.34E-07
Trichloroethene	2.38E-05	2.12E-11	1.75E-13	
Radon-222				

----- AREA_CODE=f MEDIA=McNairy Groundwater -----

Analyte	Ingestion of fish	Ingestion of venison	Ingestion of rabbit	Ingestion of quail
Barium	3.22E-04	8.95E-08	7.37E-10	2.01E-09
Tetraoxo-sulfate(1-)				
Zinc	5.35E-02	2.98E-05	2.45E-07	1.04E-06

Table 3.40b Chronic daily intakes for systemic toxicity for biota consumption by a teen recreator (continued)

----- AREA_CODE=f MEDIA=RGA Groundwater -----

Analyte	Ingestion of fish	Ingestion of venison	Ingestion of rabbit	Ingestion of quail
Aluminum		2.07E-06	1.71E-08	1.03E-09
Arsenic		1.34E-08	1.10E-10	6.68E-12
Barium	5.25E-04	1.46E-07	1.20E-09	3.27E-09
Cadmium	2.70E-03	3.00E-08	2.47E-10	2.99E-08
Chromium	7.72E-03	1.93E-06	1.59E-08	9.64E-10
Copper	2.74E-03	6.87E-07	5.66E-09	1.90E-08
Iron	1.20E-01	6.69E-05	5.50E-07	1.67E-06
Manganese	1.33E-02	9.23E-08	7.60E-10	4.60E-09
Silica				
Sulfate				
Tetraoxo-sulfate(1-)				
Vanadium	3.40E-04	4.73E-07	3.89E-09	2.36E-10
Zinc	8.35E-03	4.64E-06	3.82E-08	1.62E-07
1,1-Dichloroethene	3.60E-05	2.30E-11	1.89E-13	
1,2-Dichloroethene	8.85E-06	2.72E-12	2.24E-14	
Bis(2-ethylhexyl)phthalate	4.05E-02	1.43E-07	1.18E-09	
Carbon tetrachloride	2.20E-05	2.44E-11	2.01E-13	
Trichloroethene	1.37E-02	1.22E-08	1.00E-10	
cis-1,2-Dichloroethene	5.68E-05	3.83E-11	3.16E-13	
Plutonium-239				
Radon-222				
Technetium-99				

----- AREA_CODE=f MEDIA=UCRS Groundwater -----

Analyte	Ingestion of fish	Ingestion of venison	Ingestion of rabbit	Ingestion of quail
Aluminum		2.66E-05	2.19E-07	1.33E-08
Barium	2.24E-04	6.24E-08	5.13E-10	1.40E-09
Iron	3.78E-01	2.10E-04	1.73E-06	5.24E-06
Manganese	1.43E-02	9.92E-08	8.17E-10	4.94E-09
Silica				
Tetraoxo-sulfate(1-)				
Vanadium	2.06E-04	2.86E-07	2.36E-09	1.43E-10
Zinc	2.89E-02	1.61E-05	1.32E-07	5.61E-07
Trichloroethene	2.48E-05	2.20E-11	1.81E-13	
Radon-222				
Technetium-99				

----- AREA_CODE=g MEDIA=McNairy Groundwater -----

Analyte	Ingestion of fish	Ingestion of venison	Ingestion of rabbit	Ingestion of quail
Arsenic		1.29E-08	1.06E-10	6.42E-12
Mercury	4.65E-04	2.59E-08	2.13E-10	3.87E-11
Silica				
Tetraoxo-sulfate(1-)				
Neptunium-237				
Plutonium-239				
Radium-226				

----- AREA_CODE=g MEDIA=RGA Groundwater -----

Analyte	Ingestion of fish	Ingestion of venison	Ingestion of rabbit	Ingestion of quail
Aluminum		5.81E-06	4.79E-08	2.90E-09

Table 3.40b Chronic daily intakes for systemic toxicity for biota consumption by a teen recreator (continued)

----- AREA_CODE=g MEDIA=RGA Groundwater -----
(continued)

Analyte	Ingestion of fish	Ingestion of venison	Ingestion of rabbit	Ingestion of quail
Arsenic		1.29E-08	1.06E-10	6.44E-12
Cadmium	1.11E-03	1.24E-08	1.02E-10	1.23E-08
Chromium	7.45E-03	1.86E-06	1.54E-08	9.30E-10
Iron	2.77E-01	1.54E-04	1.27E-06	3.84E-06
Lead	9.29E-03	6.89E-08	5.67E-10	3.43E-11
Manganese	1.08E-02	7.52E-08	6.19E-10	3.75E-09
Nickel	6.07E-03	1.69E-06	1.39E-08	
Silica				
Tetraoxo-sulfate(1-)				
Zinc	2.51E-02	1.40E-05	1.15E-07	4.88E-07
Trichloroethene	1.82E-05	1.62E-11	1.33E-13	
Neptunium-237				
Radium-226				
Radon-222				
Technetium-99				
Thorium-230				

----- AREA_CODE=g MEDIA=UCRS Groundwater -----

Analyte	Ingestion of fish	Ingestion of venison	Ingestion of rabbit	Ingestion of quail
Aluminum		3.60E-06	2.96E-08	1.79E-09
Chromium	8.32E-03	2.08E-06	1.72E-08	1.04E-09
Manganese	1.09E-01	7.57E-07	6.24E-09	3.78E-08
Nitrate as Nitrogen				
Silica				
Tetraoxo-sulfate(1-)				
Vanadium	4.71E-04	6.55E-07	5.39E-09	3.27E-10
Zinc	1.53E-02	8.53E-06	7.03E-08	2.98E-07
Neptunium-237				
Plutonium-239				
Radium-226				
Radon-222				
Technetium-99				

----- AREA_CODE=h MEDIA=McNairy Groundwater -----

Analyte	Ingestion of fish	Ingestion of venison	Ingestion of rabbit	Ingestion of quail
Fluoride				
Silica				
Tetraoxo-sulfate(1-)				
Radium-226				
Radon-222				
Thorium-230				

----- AREA_CODE=h MEDIA=Other Groundwater -----

Analyte	Ingestion of fish	Ingestion of venison	Ingestion of rabbit	Ingestion of quail
Antimony	2.01E-03	4.47E-09	3.68E-11	2.23E-12
Barium	1.04E-04	2.89E-08	2.38E-10	6.48E-10
Chromium	2.57E-03	6.42E-07	5.29E-09	3.20E-10
Fluoride				
Iron	4.06E-02	2.26E-05	1.86E-07	5.62E-07

Table 3.40b Chronic daily intakes for systemic toxicity for biota consumption by a teen recreator (continued)

----- AREA_CODE=h MEDIA=Other Groundwater -----
(continued)

Analyte	Ingestion of fish	Ingestion of venison	Ingestion of rabbit	Ingestion of quail
Manganese	5.79E-03	4.02E-08	3.31E-10	2.01E-09
Mercury	1.33E-04	7.41E-09	6.10E-11	1.11E-11
Nickel	2.68E-03	7.45E-07	6.14E-09	
Nitrate as Nitrogen				
Silica				
Tetraoxo-sulfate(1-)				
Thallium		7.44E-06	6.13E-08	3.71E-09
Vanadium	5.45E-04	7.58E-07	6.24E-09	3.78E-10
Zinc	8.98E-03	4.99E-06	4.11E-08	1.74E-07
Neptunium-237				
Radium-226				
Radon-222				
Thorium-230				

----- AREA_CODE=h MEDIA=RGA Groundwater -----

Analyte	Ingestion of fish	Ingestion of venison	Ingestion of rabbit	Ingestion of quail
Aluminum		8.93E-06	7.35E-08	4.45E-09
Arsenic		1.43E-08	1.18E-10	7.15E-12
Barium	1.72E-04	4.78E-08	3.93E-10	1.07E-09
Chromium	1.29E-02	3.23E-06	2.66E-08	1.61E-09
Iron	6.77E-01	3.76E-04	3.10E-06	9.38E-06
Manganese	8.49E-03	5.90E-08	4.86E-10	2.94E-09
Nitrate as Nitrogen				
Tetraoxo-sulfate(1-)				
Uranium	1.42E-05	2.37E-09	1.95E-11	3.95E-09
Vanadium	3.13E-04	4.35E-07	3.58E-09	2.17E-10
Trichloroethene	2.17E-05	1.93E-11	1.59E-13	
cis-1,2-Dichloroethene	1.82E-05	1.23E-11	1.01E-13	
Radon-222				
Technetium-99				

----- AREA_CODE=h MEDIA=UCRS Groundwater -----

Analyte	Ingestion of fish	Ingestion of venison	Ingestion of rabbit	Ingestion of quail
Aluminum		6.34E-06	5.22E-08	3.16E-09
Barium	1.09E-04	3.04E-08	2.50E-10	6.81E-10
Iron	1.40E-01	7.76E-05	6.39E-07	1.94E-06
Manganese	8.36E-03	5.81E-08	4.78E-10	2.90E-09
Nickel	1.54E-02	4.29E-06	3.54E-08	
Nitrate as Nitrogen				
Silica				
Tetraoxo-sulfate(1-)				
Vanadium	1.85E-04	2.58E-07	2.12E-09	1.28E-10
Zinc	8.34E-03	4.64E-06	3.82E-08	1.62E-07
Radon-222				

----- AREA_CODE=i MEDIA=McNairy Groundwater -----

Analyte	Ingestion of fish	Ingestion of venison	Ingestion of rabbit	Ingestion of quail
Manganese	1.34E-01	9.34E-07	7.69E-09	4.66E-08
Silica				

Table 3.40b Chronic daily intakes for systemic toxicity for biota consumption by a teen recreator (continued)

----- AREA_CODE=i MEDIA=McNairy Groundwater -----				
(continued)				
Analyte	Ingestion of fish	Ingestion of venison	Ingestion of rabbit	Ingestion of quail
Tetraoxo-sulfate(1-) Vanadium	8.66E-04	1.20E-06	9.92E-09	6.00E-10
----- AREA_CODE=i MEDIA=RGA Groundwater -----				
Analyte	Ingestion of fish	Ingestion of venison	Ingestion of rabbit	Ingestion of quail
Aluminum		4.31E-06	3.55E-08	2.15E-09
Antimony	3.86E-03	8.58E-09	7.07E-11	4.28E-12
Arsenic		1.39E-08	1.15E-10	6.94E-12
Barium	1.87E-04	5.21E-08	4.29E-10	1.17E-09
Beryllium	3.68E-04	2.05E-08	1.69E-10	1.02E-11
Bicarbonate				
Boron		5.45E-07	4.49E-09	
Cadmium	3.65E-04	4.06E-09	3.34E-11	4.05E-09
Cerium				
Chromium	2.44E-02	6.10E-06	5.02E-08	3.04E-09
Cobalt	3.98E-03	7.39E-09	6.08E-11	7.37E-08
Copper	2.78E-03	6.95E-07	5.72E-09	1.92E-08
Fluoride				
Gallium				
Iron	2.74E-01	1.52E-04	1.25E-06	3.80E-06
Lithium		1.03E-06	8.48E-09	
Manganese	2.52E-02	1.75E-07	1.44E-09	8.73E-09
Mercury	6.11E-05	3.40E-09	2.80E-11	5.08E-12
Nickel	3.48E-03	9.68E-07	7.97E-09	
Selenium		6.48E-07	5.34E-09	2.91E-08
Silica				
Silver	4.86E-05	1.62E-07	1.34E-09	5.39E-08
Sulfate				
Tetraoxo-sulfate(1-)				
Thorium				
Titanium		2.81E-06	2.31E-08	
Uranium	5.31E-06	8.85E-10	7.29E-12	1.47E-09
Vanadium	3.31E-04	4.60E-07	3.79E-09	2.29E-10
Zinc	2.61E-02	1.45E-05	1.20E-07	5.07E-07
Zirconium	1.39E-03	2.58E-11	2.12E-13	7.71E-13
1,2-Dichlorobenzene	5.97E-06	9.22E-12	7.59E-14	
1,2-Dichloroethene	8.59E-07	2.65E-13	2.18E-15	
1,3,5-Trimethylbenzene	5.98E-05	1.29E-10	1.06E-12	
1,4-Dichlorobenzene	6.49E-06	1.00E-11	8.26E-14	
4-Bromofluorobenzene				
4-Methyl-2-pentanone	1.78E-05	8.15E-12	6.71E-14	
Acetone	1.45E-06	3.00E-13	2.47E-15	
Acrylonitrile	4.22E-06	1.15E-12	9.43E-15	
Benzene	1.08E-05	8.11E-12	6.68E-14	
Bis(2-ethylhexyl)phthalate	7.68E-03	2.72E-08	2.24E-10	
Bromomethane	2.23E-06	1.02E-12	8.40E-15	
Carbazole	1.82E-03	3.52E-09	2.90E-11	
Chloroform	1.81E-05	1.29E-11	1.06E-13	
Chloromethane	2.68E-06	1.05E-12	8.62E-15	
Chrysene	3.52E-03	1.94E-08	1.59E-10	
Di-n-butyl phthalate	8.12E-03	2.87E-08	2.37E-10	
Dimethylbenzene	2.64E-04	3.86E-10	3.17E-12	
Ethanol				
Ethylbenzene	6.19E-05	8.11E-11	6.68E-13	
Methylene chloride	9.44E-06	4.57E-12	3.76E-14	
PCB-1254	4.19E-03	2.72E-08	2.24E-10	1.33E-09
Polychlorinated biphenyl	9.90E-04	6.44E-09	5.30E-11	

Table 3.40b Chronic daily intakes for systemic toxicity for biota consumption by a teen recreator (continued)

----- AREA_CODE=i MEDIA=RGa Groundwater -----
(continued)

Analyte	Ingestion of fish	Ingestion of venison	Ingestion of rabbit	Ingestion of quail
Tetrachloroethene	5.16E-05	5.13E-11	4.22E-13	
Trichloroethene	7.43E-05	6.61E-11	5.44E-13	
Vinyl chloride	3.16E-06	1.62E-12	1.33E-14	
m,p-Xylene	4.80E-06	7.02E-12	5.78E-14	
trans-1,3-Dichloropropene				
Americium-241				
Cesium-137				
Cobalt-60				
Radium-226				
Radon-222				
Technetium-99				

----- AREA_CODE=i MEDIA=UCRS Groundwater -----

Analyte	Ingestion of fish	Ingestion of venison	Ingestion of rabbit	Ingestion of quail
Aluminum		1.96E-05	1.62E-07	9.79E-09
Antimony	6.73E-04	1.50E-09	1.23E-11	7.46E-13
Arsenic		3.42E-08	2.81E-10	1.70E-11
Barium	5.44E-04	1.51E-07	1.25E-09	3.39E-09
Cadmium	6.12E-04	6.81E-09	5.61E-11	6.79E-09
Chromium	2.65E-03	6.62E-07	5.45E-09	3.30E-10
Cobalt	3.54E-03	6.57E-09	5.41E-11	6.55E-08
Copper	2.62E-02	6.55E-06	5.39E-08	1.81E-07
Fluoride				
Iron	5.12E-01	2.85E-04	2.35E-06	7.10E-06
Lead	7.97E-03	5.91E-08	4.87E-10	2.95E-11
Manganese	2.45E-01	1.71E-06	1.40E-08	8.51E-08
Mercury	5.60E-05	3.11E-09	2.56E-11	4.66E-12
Nickel	2.48E-03	6.89E-07	5.67E-09	
Silica				
Silver	4.35E-05	1.45E-07	1.20E-09	4.83E-08
Sulfate				
Tetraoxo-sulfate(1-)				
Thallium		8.45E-07	6.96E-09	4.21E-10
Uranium	5.22E-05	8.71E-09	7.17E-11	1.45E-08
Vanadium	1.40E-03	1.95E-06	1.61E-08	9.73E-10
Zinc	1.34E-01	7.46E-05	6.14E-07	2.60E-06
Benzene	2.66E-05	2.00E-11	1.65E-13	
Bromodichloromethane	2.72E-05	2.05E-11	1.69E-13	
Chloroform	2.58E-05	1.84E-11	1.51E-13	
Dibromochloromethane	2.56E-05	2.04E-11	1.68E-13	
Ethanol				
Methylene chloride	1.14E-05	5.54E-12	4.56E-14	
Trichloroethene	6.20E-05	5.52E-11	4.54E-13	
Cesium-137				
Cobalt-60				
Radium-226				
Radon-222				
Technetium-99				

----- AREA_CODE=j MEDIA=McNairy Groundwater -----

Analyte	Ingestion of fish	Ingestion of venison	Ingestion of rabbit	Ingestion of quail
Aluminum		7.88E-06	6.49E-08	3.93E-09
Arsenic		4.40E-07	3.62E-09	2.19E-10

Table 3.40b Chronic daily intakes for systemic toxicity for biota consumption by a teen recreator (continued)

----- AREA_CODE=j MEDIA=McNairy Groundwater -----				
(continued)				
Analyte	Ingestion of fish	Ingestion of venison	Ingestion of rabbit	Ingestion of quail
Manganese	5.60E-01	3.89E-06	3.20E-08	1.94E-07
Molybdenum	1.46E-03	8.11E-07	6.68E-09	4.05E-07
Sulfate				
----- AREA_CODE=j MEDIA=RGA Groundwater -----				
Analyte	Ingestion of fish	Ingestion of venison	Ingestion of rabbit	Ingestion of quail
Aluminum		1.31E-05	1.08E-07	6.55E-09
Arsenic		2.21E-08	1.82E-10	1.10E-11
Iron	4.31E-01	2.39E-04	1.97E-06	5.97E-06
Manganese	4.36E-01	3.03E-06	2.50E-08	1.51E-07
Molybdenum	5.74E-04	3.19E-07	2.63E-09	1.59E-07
Silica				
Sulfate				
Thallium		7.47E-06	6.15E-08	3.72E-09
Vanadium	4.42E-04	6.14E-07	5.06E-09	3.06E-10
----- AREA_CODE=k MEDIA=Other Groundwater -----				
Analyte	Ingestion of fish	Ingestion of venison	Ingestion of rabbit	Ingestion of quail
Aluminum		3.22E-05	2.65E-07	1.60E-08
Ammonia as Nitrogen	1.11E-03	2.62E-10	2.16E-12	
Antimony	2.42E-03	5.39E-09	4.44E-11	2.69E-12
Arsenic		1.39E-08	1.15E-10	6.95E-12
Barium	1.79E-04	4.96E-08	4.09E-10	1.11E-09
Beryllium	2.76E-04	1.53E-08	1.26E-10	7.65E-12
Cadmium	1.48E-03	1.65E-08	1.36E-10	1.64E-08
Chromium	2.50E-03	6.26E-07	5.15E-09	3.12E-10
Cobalt	7.33E-03	1.36E-08	1.12E-10	1.36E-07
Fluoride				
Iron	1.50E+01	8.35E-03	6.87E-05	2.08E-04
Kjeldahl Nitrogen				
Lead	2.13E-02	1.58E-07	1.30E-09	7.88E-11
Manganese	2.18E+00	1.52E-05	1.25E-07	7.56E-07
Mercury	5.01E-05	2.78E-09	2.29E-11	4.17E-12
Nickel	4.49E-03	1.25E-06	1.03E-08	
Nitrate as Nitrogen				
Silica				
Strontium	1.68E-02	1.25E-05	1.03E-07	6.21E-08
Sulfate				
Sulfide				
Tetraoxo-sulfate(1-)				
Tin	7.24E-03	1.34E-07	1.11E-09	
Uranium	1.54E-05	2.57E-09	2.11E-11	4.27E-09
Vanadium	6.34E-04	8.82E-07	7.26E-09	4.40E-10
Zinc	4.51E-02	2.51E-05	2.07E-07	8.76E-07
1,1-Dichloroethane	1.07E-04	6.84E-11	5.63E-13	
1,1-Dichloroethene	1.70E-04	1.08E-10	8.93E-13	
1,2-Dichloroethene	6.03E-05	1.86E-11	1.53E-13	
Acetone	8.96E-06	1.85E-12	1.53E-14	
Di-n-butyl phthalate	8.04E-03	2.85E-08	2.34E-10	
Methylene chloride	1.18E-05	5.71E-12	4.70E-14	
Naphthalene	1.19E-03	1.73E-09	1.43E-11	
Phenanthrene	1.71E-03	5.13E-09	4.22E-11	6.83E-10
Trichloroethene	5.91E-04	5.26E-10	4.33E-12	

Table 3.40b Chronic daily intakes for systemic toxicity for biota consumption by a teen recreator (continued)

----- AREA_CODE=k MEDIA=Other Groundwater -----
(continued)

Analyte	Ingestion of fish	Ingestion of venison	Ingestion of rabbit	Ingestion of quail
Vinyl chloride	4.74E-05	2.43E-11	2.00E-13	
cis-1,2-Dichloroethene	7.22E-04	4.87E-10	4.01E-12	
Neptunium-237				
Radium-226				
Radon-222				
Technetium-99				
Thorium-228				
Uranium-234				
Uranium-235				
Uranium-238				

----- AREA_CODE=l MEDIA=McNairy Groundwater -----

Analyte	Ingestion of fish	Ingestion of venison	Ingestion of rabbit	Ingestion of quail
Aluminum		1.48E-06	1.22E-08	7.40E-10
Antimony	4.34E-03	9.65E-09	7.95E-11	4.81E-12
Nitrate as Nitrogen				
Silica				
Tetraoxo-sulfate(1-)				
Thallium		3.92E-05	3.23E-07	1.96E-08
Zinc	5.68E-02	3.16E-05	2.60E-07	1.10E-06
Trichloroethene	8.07E-03	7.17E-09	5.91E-11	
Technetium-99				

----- AREA_CODE=l MEDIA=Other Groundwater -----

Analyte	Ingestion of fish	Ingestion of venison	Ingestion of rabbit	Ingestion of quail
Methylene chloride	1.33E-05	6.43E-12	5.29E-14	

----- AREA_CODE=l MEDIA=RGa Groundwater -----

Analyte	Ingestion of fish	Ingestion of venison	Ingestion of rabbit	Ingestion of quail
Aluminum		6.19E-06	5.10E-08	3.09E-09
Arsenic		1.68E-08	1.38E-10	8.36E-12
Barium	4.34E-04	1.21E-07	9.94E-10	2.71E-09
Beryllium	2.74E-04	1.53E-08	1.26E-10	7.61E-12
Cadmium	8.72E-04	9.70E-09	7.99E-11	9.67E-09
Chromium	5.26E-03	1.32E-06	1.08E-08	6.56E-10
Cobalt	3.58E-03	6.64E-09	5.47E-11	6.63E-08
Fluoride				
Iron	4.90E-01	2.72E-04	2.24E-06	6.79E-06
Lead	6.88E-03	5.10E-08	4.20E-10	2.54E-11
Manganese	7.33E-02	5.10E-07	4.20E-09	2.54E-08
Mercury	1.39E-04	7.73E-09	6.36E-11	1.16E-11
Molybdenum	1.34E-04	7.45E-08	6.13E-10	3.71E-08
Nitrate as Nitrogen				
Selenium		9.74E-07	8.02E-09	4.37E-08
Silica				
Sulfate				
Tetraoxo-sulfate(1-)				
Thallium		7.47E-06	6.15E-08	3.72E-09
Tin	3.21E-01	5.94E-06	4.90E-08	

Table 3.40b Chronic daily intakes for systemic toxicity for biota consumption by a teen recreator (continued)

----- AREA_CODE=1 MEDIA=RGH Groundwater -----
(continued)

Analyte	Ingestion of fish	Ingestion of venison	Ingestion of rabbit	Ingestion of quail
Uranium	2.17E-05	3.62E-09	2.98E-11	6.02E-09
Vanadium	2.07E-04	2.87E-07	2.36E-09	1.43E-10
Zinc	1.27E-02	7.07E-06	5.82E-08	2.47E-07
1,1,2-Trichloroethane	1.81E-05	1.29E-11	1.06E-13	
1,1-Dichloroethene	4.14E-04	2.64E-10	2.17E-12	
1,2-Dichloroethane	4.14E-06	2.24E-12	1.84E-14	
Acetone	2.92E-06	6.04E-13	4.97E-15	
Bis(2-ethylhexyl)phthalate	2.89E-03	1.02E-08	8.42E-11	
Butyl benzyl phthalate	1.44E-03	5.12E-09	4.21E-11	
Carbon tetrachloride	5.86E-03	6.50E-09	5.35E-11	
Chlorobenzene	7.33E-05	8.13E-11	6.69E-13	
Chloroform	1.26E-04	9.02E-11	7.42E-13	
Di-n-butyl phthalate	1.91E-02	6.75E-08	5.56E-10	
Dimethylbenzene	6.65E-02	9.73E-08	8.01E-10	
Ethane				
Ethylbenzene	2.64E-02	3.45E-08	2.84E-10	
Ethylene				
Methylene chloride	3.31E-05	1.61E-11	1.32E-13	
Tetrachloroethene	8.26E-03	8.20E-09	6.76E-11	
Trichloroethene	2.54E-01	2.26E-07	1.86E-09	
Vinyl chloride	1.44E-02	7.36E-09	6.06E-11	
cis-1,2-Dichloroethene	1.73E-02	1.17E-08	9.59E-11	
trans-1,2-Dichloroethene	7.58E-04	2.33E-10	1.92E-12	
Americium-241				
Cesium-137				
Cobalt-60				
Neptunium-237				
Plutonium-239				
Radium-226				
Radon-222				
Technetium-99				
Thorium-230				
Uranium-234				
Uranium-235				
Uranium-235/236				
Uranium-238				

----- AREA_CODE=1 MEDIA=UCRS Groundwater -----

Analyte	Ingestion of fish	Ingestion of venison	Ingestion of rabbit	Ingestion of quail
Aluminum		1.02E-05	8.38E-08	5.08E-09
Ammonia as Nitrogen	1.94E-05	4.59E-12	3.78E-14	
Antimony	1.29E-03	2.87E-09	2.37E-11	1.43E-12
Arsenic		7.33E-08	6.04E-10	3.66E-11
Barium	5.46E-04	1.52E-07	1.25E-09	3.41E-09
Beryllium	7.87E-05	4.38E-09	3.61E-11	2.18E-12
Cadmium	7.30E-04	8.12E-09	6.68E-11	8.10E-09
Chromium	3.19E-03	7.98E-07	6.57E-09	3.98E-10
Cobalt	3.36E-03	6.24E-09	5.13E-11	6.22E-08
Fluoride				
Iron	4.41E-01	2.45E-04	2.02E-06	6.12E-06
Kjeldahl Nitrogen				
Lead	6.47E-03	4.80E-08	3.95E-10	2.39E-11
Manganese	9.72E-02	6.75E-07	5.56E-09	3.37E-08
Mercury	1.39E-04	7.73E-09	6.36E-11	1.16E-11
Molybdenum	4.63E-05	2.58E-08	2.12E-10	1.28E-08
Nickel	6.24E-03	1.73E-06	1.43E-08	
Nitrate as Nitrogen				

Table 3.40b Chronic daily intakes for systemic toxicity for biota consumption by a teen recreator (continued)

----- AREA_CODE=1 MEDIA=UCRS Groundwater -----				
(continued)				
Analyte	Ingestion of fish	Ingestion of venison	Ingestion of rabbit	Ingestion of quail
Nitrate/Nitrite				
Orthophosphate				
Selenium		6.70E-07	5.52E-09	3.01E-08
Silica				
Strontium	3.58E-02	2.65E-05	2.18E-07	1.32E-07
Sulfate				
Sulfide				
Tetraoxo-sulfate(1-)				
Thallium		5.73E-06	4.72E-08	2.86E-09
Tin	3.61E-02	6.70E-07	5.52E-09	
Uranium	5.43E-05	9.06E-09	7.46E-11	1.51E-08
Vanadium	3.59E-04	4.99E-07	4.11E-09	2.49E-10
Zinc	8.38E-03	4.66E-06	3.84E-08	1.63E-07
1,1-Dichloroethene	1.27E-03	8.13E-10	6.69E-12	
1,2-Dichloroethane	7.53E-06	4.07E-12	3.35E-14	
1,2-Dichloroethene	2.39E-06	7.34E-13	6.05E-15	
2,4-Dimethylphenol	6.72E-05	5.65E-11	4.66E-13	
Benzene	8.39E-05	6.32E-11	5.21E-13	
Bis(2-ethylhexyl)phthalate	1.44E-03	5.12E-09	4.21E-11	
Chloroethane	2.59E-03	1.33E-09	1.09E-11	
Chloroform	1.54E-04	1.09E-10	9.02E-13	
Di-n-butyl phthalate	1.42E-03	5.01E-09	4.13E-11	
Dimethylbenzene	7.48E-02	1.09E-07	9.00E-10	
Ethane				
Ethylbenzene	2.97E-02	3.90E-08	3.21E-10	
Ethylene				
Fluorene	2.38E-03	6.38E-09	5.26E-11	
Isophorone	2.69E-05	1.63E-11	1.34E-13	
Methylene chloride	2.71E-05	1.31E-11	1.08E-13	
Naphthalene	1.24E-03	1.81E-09	1.49E-11	
Phenanthrene	3.32E-03	9.97E-09	8.21E-11	1.33E-09
Trichloroethene	6.07E-01	5.40E-07	4.44E-09	
Vinyl chloride	1.58E-02	8.09E-09	6.66E-11	
cis-1,2-Dichloroethene	3.72E-02	2.51E-08	2.06E-10	
trans-1,2-Dichloroethene	3.16E-04	9.72E-11	8.01E-13	
Americium-241				
Cobalt-60				
Neptunium-237				
Plutonium-239				
Radium-226				
Radon-222				
Technetium-99				
Thorium-228				
Uranium-234				
Uranium-235				
Uranium-235/236				
Uranium-238				

----- AREA_CODE=m MEDIA=McNairy Groundwater -----				
Analyte	Ingestion of fish	Ingestion of venison	Ingestion of rabbit	Ingestion of quail
Aluminum		2.54E-06	2.09E-08	1.26E-09
Arsenic		2.91E-08	2.39E-10	1.45E-11
Barium	3.68E-04	1.02E-07	8.43E-10	2.30E-09
Beryllium	3.15E-04	1.75E-08	1.44E-10	8.74E-12
Cadmium	1.71E-03	1.91E-08	1.57E-10	1.90E-08
Chromium	7.65E-03	1.92E-06	1.58E-08	9.55E-10
Cobalt	4.19E-03	7.76E-09	6.39E-11	7.74E-08

Table 3.40b Chronic daily intakes for systemic toxicity for biota consumption by a teen recreator (continued)

----- AREA_CODE=m MEDIA=McNairy Groundwater -----
(continued)

Analyte	Ingestion of fish	Ingestion of venison	Ingestion of rabbit	Ingestion of quail
Fluoride				
Iron	2.79E+00	1.55E-03	1.28E-05	3.87E-05
Manganese	8.89E-02	6.18E-07	5.09E-09	3.08E-08
Mercury	1.59E-04	8.84E-09	7.28E-11	1.32E-11
Molybdenum	1.67E-04	9.31E-08	7.66E-10	4.64E-08
Nickel	1.94E-03	5.41E-07	4.45E-09	
Silica				
Sulfate				
Tetraoxo-sulfate(1-)				
Uranium	9.03E-06	1.51E-09	1.24E-11	2.50E-09
Vanadium	6.93E-04	9.63E-07	7.93E-09	4.80E-10
Zinc	1.82E-02	1.01E-05	8.35E-08	3.54E-07
Trichloroethene	2.75E-05	2.45E-11	2.02E-13	
Neptunium-237				
Plutonium-239				
Radium-226				
Radon-222				
Technetium-99				
Thorium-230				

----- AREA_CODE=m MEDIA=Other Groundwater -----

Analyte	Ingestion of fish	Ingestion of venison	Ingestion of rabbit	Ingestion of quail
Aluminum		1.35E-05	1.11E-07	6.73E-09
Ammonia as Nitrogen	1.11E-03	2.62E-10	2.16E-12	
Antimony	1.66E-03	3.68E-09	3.03E-11	1.84E-12
Arsenic		1.36E-08	1.12E-10	6.80E-12
Barium	1.88E-04	5.22E-08	4.30E-10	1.17E-09
Beryllium	1.26E-04	7.03E-09	5.79E-11	3.51E-12
Cadmium	1.48E-03	1.65E-08	1.36E-10	1.64E-08
Chromium	2.47E-03	6.18E-07	5.09E-09	3.08E-10
Cobalt	8.85E-03	1.64E-08	1.35E-10	1.64E-07
Fluoride				
Iron	4.30E+00	2.39E-03	1.97E-05	5.96E-05
Kjeldahl Nitrogen				
Lead	1.70E-02	1.26E-07	1.04E-09	6.30E-11
Manganese	7.38E-01	5.13E-06	4.22E-08	2.56E-07
Mercury	8.40E-05	4.67E-09	3.85E-11	6.99E-12
Nickel	2.93E-03	8.15E-07	6.71E-09	
Nitrate as Nitrogen				
Silica				
Strontium	1.68E-02	1.25E-05	1.03E-07	6.21E-08
Sulfate				
Sulfide				
Tetraoxo-sulfate(1-)				
Thallium		7.73E-06	6.36E-08	3.85E-09
Tin	7.24E-03	1.34E-07	1.11E-09	
Uranium	1.28E-05	2.13E-09	1.75E-11	3.54E-09
Vanadium	5.05E-04	7.02E-07	5.78E-09	3.50E-10
Zinc	2.12E-02	1.18E-05	9.69E-08	4.11E-07
1,1-Dichloroethane	1.06E-04	6.76E-11	5.56E-13	
1,1-Dichloroethene	1.68E-04	1.07E-10	8.82E-13	
1,2-Dichloroethene	6.03E-05	1.86E-11	1.53E-13	
Acetone	8.96E-06	1.85E-12	1.53E-14	
Di-n-butyl phthalate	8.04E-03	2.85E-08	2.34E-10	
Methylene chloride	1.18E-05	5.71E-12	4.70E-14	
Naphthalene	1.19E-03	1.73E-09	1.43E-11	
Phenanthrene	1.71E-03	5.13E-09	4.22E-11	6.83E-10

Table 3.40b Chronic daily intakes for systemic toxicity for biota consumption by a teen recreator (continued)

----- AREA_CODE=m MEDIA=Other Groundwater -----
(continued)

Analyte	Ingestion of fish	Ingestion of venison	Ingestion of rabbit	Ingestion of quail
Trichloroethene	4.41E-04	3.92E-10	3.23E-12	
Vinyl chloride	4.74E-05	2.43E-11	2.00E-13	
cis-1,2-Dichloroethene	6.83E-04	4.61E-10	3.80E-12	
Neptunium-237				
Radium-226				
Radon-222				
Technetium-99				
Thorium-228				
Thorium-230				
Uranium-234				
Uranium-235				
Uranium-238				

----- AREA_CODE=m MEDIA=RGa Groundwater -----

Analyte	Ingestion of fish	Ingestion of venison	Ingestion of rabbit	Ingestion of quail
Aluminum		3.02E-06	2.49E-08	1.51E-09
Antimony	3.66E-03	8.13E-09	6.70E-11	4.06E-12
Arsenic		1.36E-08	1.12E-10	6.76E-12
Barium	1.82E-04	5.05E-08	4.16E-10	1.13E-09
Beryllium	3.31E-04	1.84E-08	1.52E-10	9.19E-12
Bicarbonate				
Boron		5.45E-07	4.49E-09	
Cadmium	9.26E-04	1.03E-08	8.48E-11	1.03E-08
Cerium				
Chromium	1.67E-02	4.18E-06	3.44E-08	2.09E-09
Cobalt	3.94E-03	7.31E-09	6.02E-11	7.29E-08
Copper	2.72E-03	6.80E-07	5.60E-09	1.88E-08
Fluoride				
Gallium				
Iron	2.30E-01	1.28E-04	1.05E-06	3.18E-06
Lead	7.08E-03	5.25E-08	4.32E-10	2.62E-11
Lithium		1.03E-06	8.48E-09	
Manganese	1.96E-02	1.36E-07	1.12E-09	6.79E-09
Mercury	5.75E-05	3.20E-09	2.63E-11	4.78E-12
Molybdenum	1.33E-04	7.38E-08	6.08E-10	3.68E-08
Nickel	3.02E-03	8.40E-07	6.91E-09	
Nitrate as Nitrogen				
Selenium		6.54E-07	5.39E-09	2.94E-08
Silica				
Silver	5.29E-05	1.77E-07	1.45E-09	5.87E-08
Sulfate				
Tetraoxo-sulfate(1-)				
Thallium		1.12E-05	9.22E-08	5.59E-09
Thorium				
Titanium		2.81E-06	2.31E-08	
Uranium	5.32E-06	8.88E-10	7.31E-12	1.48E-09
Vanadium	2.93E-04	4.07E-07	3.35E-09	2.03E-10
Zinc	2.61E-02	1.45E-05	1.20E-07	5.07E-07
Zirconium	1.39E-03	2.58E-11	2.12E-13	7.71E-13
1,1-Dichloroethene	1.27E-04	8.13E-11	6.69E-13	
1,2-Dichlorobenzene	5.97E-06	9.22E-12	7.59E-14	
1,2-Dichloroethene	1.23E-06	3.79E-13	3.12E-15	
1,3,5-Trimethylbenzene	5.98E-05	1.29E-10	1.06E-12	
1,4-Dichlorobenzene	6.49E-06	1.00E-11	8.26E-14	
2-Butanone	5.04E-06	1.38E-12	1.14E-14	
4-Bromofluorobenzene				
4-Methyl-2-pentanone	2.01E-05	9.22E-12	7.59E-14	

Table 3.40b Chronic daily intakes for systemic toxicity for biota consumption by a teen recreator (continued)

----- AREA_CODE=m MEDIA=RGa Groundwater -----
(continued)

Analyte	Ingestion of fish	Ingestion of venison	Ingestion of rabbit	Ingestion of quail
Acetone	2.01E-06	4.16E-13	3.43E-15	
Acrylonitrile	4.22E-06	1.15E-12	9.43E-15	
Benzene	1.08E-05	8.11E-12	6.68E-14	
Bis(2-ethylhexyl)phthalate	8.64E-03	3.06E-08	2.52E-10	
Bromomethane	2.23E-06	1.02E-12	8.40E-15	
Carbazole	2.42E-03	4.66E-09	3.83E-11	
Carbon tetrachloride	2.20E-05	2.44E-11	2.01E-13	
Chloroform	1.81E-05	1.29E-11	1.06E-13	
Chloromethane	2.68E-06	1.05E-12	8.62E-15	
Chrysene	3.52E-03	1.94E-08	1.59E-10	
Di-n-butyl phthalate	8.60E-03	3.04E-08	2.51E-10	
Dimethylbenzene	5.27E-04	7.71E-10	6.35E-12	
Ethanol				
Ethylbenzene	6.19E-05	8.11E-11	6.68E-13	
Methylene chloride	9.56E-06	4.63E-12	3.81E-14	
PCB-1254	4.19E-03	2.72E-08	2.24E-10	1.33E-09
Polychlorinated biphenyl	9.90E-04	6.44E-09	5.30E-11	
Tetrachloroethene	5.16E-05	5.13E-11	4.22E-13	
Trichloroethene	1.06E-02	9.46E-09	7.79E-11	
Vinyl chloride	3.16E-06	1.62E-12	1.33E-14	
cis-1,2-Dichloroethene	1.67E-04	1.13E-10	9.27E-13	
m,p-Xylene	4.80E-06	7.02E-12	5.78E-14	
trans-1,2-Dichloroethene	3.16E-06	9.72E-13	8.01E-15	
trans-1,3-Dichloropropene				
Americium-241				
Cesium-137				
Cobalt-60				
Neptunium-237				
Plutonium-239				
Radium-226				
Radon-222				
Technetium-99				
Thorium-230				

----- AREA_CODE=m MEDIA=UCRS Groundwater -----

Analyte	Ingestion of fish	Ingestion of venison	Ingestion of rabbit	Ingestion of quail
Aluminum		1.30E-05	1.07E-07	6.48E-09
Antimony	2.66E-03	5.92E-09	4.88E-11	2.95E-12
Arsenic		2.06E-08	1.70E-10	1.03E-11
Barium	5.21E-04	1.45E-07	1.19E-09	3.25E-09
Cadmium	9.34E-04	1.04E-08	8.56E-11	1.04E-08
Chromium	2.74E-03	6.85E-07	5.64E-09	3.41E-10
Cobalt	3.67E-03	6.79E-09	5.59E-11	6.78E-08
Copper	1.21E-02	3.04E-06	2.50E-08	8.41E-08
Fluoride				
Iron	3.83E-01	2.13E-04	1.76E-06	5.31E-06
Lead	7.15E-03	5.30E-08	4.37E-10	2.64E-11
Manganese	3.80E-02	2.64E-07	2.17E-09	1.32E-08
Mercury	5.33E-05	2.96E-09	2.44E-11	4.43E-12
Nickel	2.87E-03	7.98E-07	6.57E-09	
Nitrate as Nitrogen				
Silica				
Silver	4.77E-05	1.59E-07	1.31E-09	5.30E-08
Sulfate				
Tetraoxo-sulfate(1-)				
Thallium		8.45E-07	6.96E-09	4.21E-10
Uranium	2.94E-04	4.91E-08	4.04E-10	8.16E-08

Table 3.40b Chronic daily intakes for systemic toxicity for biota consumption by a teen recreator (continued)

----- AREA_CODE=m MEDIA=UCRS Groundwater -----
(continued)

Analyte	Ingestion of fish	Ingestion of venison	Ingestion of rabbit	Ingestion of quail
Vanadium	1.05E-03	1.46E-06	1.20E-08	7.29E-10
Zinc	7.50E-02	4.17E-05	3.43E-07	1.46E-06
Benzene	3.40E-05	2.56E-11	2.11E-13	
Bromodichloromethane	9.68E-05	7.30E-11	6.01E-13	
Chloroform	9.69E-05	6.91E-11	5.69E-13	
Dibromochloromethane	2.56E-05	2.04E-11	1.68E-13	
Ethanol				
Methylene chloride	1.13E-05	5.46E-12	4.49E-14	
Trichloroethene	6.83E-05	6.07E-11	5.00E-13	
Cesium-137				
Cobalt-60				
Neptunium-237				
Plutonium-239				
Radium-226				
Radon-222				
Technetium-99				

----- AREA_CODE=n MEDIA=McNairy Groundwater -----

Analyte	Ingestion of fish	Ingestion of venison	Ingestion of rabbit	Ingestion of quail
Aluminum		5.96E-06	4.91E-08	2.97E-09
Antimony	3.79E-03	8.42E-09	6.93E-11	4.20E-12
Arsenic		2.41E-08	1.98E-10	1.20E-11
Barium	3.49E-04	9.70E-08	7.98E-10	2.18E-09
Beryllium	3.18E-04	1.77E-08	1.46E-10	8.81E-12
Cadmium	1.77E-03	1.97E-08	1.62E-10	1.96E-08
Chromium	2.95E-03	7.39E-07	6.08E-09	3.68E-10
Cobalt	4.14E-03	7.68E-09	6.32E-11	7.66E-08
Fluoride				
Iron	8.28E-01	4.61E-04	3.79E-06	1.15E-05
Manganese	7.05E-02	4.90E-07	4.04E-09	2.44E-08
Mercury	1.12E-04	6.20E-09	5.11E-11	9.28E-12
Molybdenum	1.61E-04	8.97E-08	7.39E-10	4.47E-08
Nickel	1.96E-03	5.45E-07	4.48E-09	
Nitrate as Nitrogen				
Silica				
Sulfate				
Tetraoxo-sulfate(1-)				
Thallium		9.17E-06	7.55E-08	4.57E-09
Uranium	7.79E-06	1.30E-09	1.07E-11	2.16E-09
Vanadium	5.49E-04	7.63E-07	6.28E-09	3.81E-10
Zinc	2.94E-02	1.64E-05	1.35E-07	5.71E-07
Trichloroethene	3.03E-03	2.70E-09	2.22E-11	
Neptunium-237				
Plutonium-239				
Radium-226				
Radon-222				
Technetium-99				
Thorium-230				

----- AREA_CODE=n MEDIA=Other Groundwater -----

Analyte	Ingestion of fish	Ingestion of venison	Ingestion of rabbit	Ingestion of quail
Aluminum		1.35E-05	1.11E-07	6.73E-09
Ammonia as Nitrogen	1.11E-03	2.62E-10	2.16E-12	

Table 3.40b Chronic daily intakes for systemic toxicity for biota consumption by a teen recreator (continued)

----- AREA_CODE=n MEDIA=Other Groundwater -----
(continued)

Analyte	Ingestion of fish	Ingestion of venison	Ingestion of rabbit	Ingestion of quail
Antimony	1.66E-03	3.68E-09	3.03E-11	1.84E-12
Arsenic		1.36E-08	1.12E-10	6.80E-12
Barium	1.88E-04	5.22E-08	4.30E-10	1.17E-09
Beryllium	1.26E-04	7.03E-09	5.79E-11	3.51E-12
Cadmium	1.48E-03	1.65E-08	1.36E-10	1.64E-08
Chromium	2.47E-03	6.18E-07	5.09E-09	3.08E-10
Cobalt	8.85E-03	1.64E-08	1.35E-10	1.64E-07
Fluoride				
Iron	4.30E+00	2.39E-03	1.97E-05	5.96E-05
Kjeldahl Nitrogen				
Lead	1.70E-02	1.26E-07	1.04E-09	6.30E-11
Manganese	7.38E-01	5.13E-06	4.22E-08	2.56E-07
Mercury	8.40E-05	4.67E-09	3.85E-11	6.99E-12
Nickel	2.93E-03	8.15E-07	6.71E-09	
Nitrate as Nitrogen				
Silica				
Strontium	1.68E-02	1.25E-05	1.03E-07	6.21E-08
Sulfate				
Sulfide				
Tetraoxo-sulfate(1-)				
Thallium		7.73E-06	6.36E-08	3.85E-09
Tin	7.24E-03	1.34E-07	1.11E-09	
Uranium	1.28E-05	2.13E-09	1.75E-11	3.54E-09
Vanadium	5.05E-04	7.02E-07	5.78E-09	3.50E-10
Zinc	2.12E-02	1.18E-05	9.69E-08	4.11E-07
1,1-Dichloroethane	1.05E-04	6.68E-11	5.50E-13	
1,1-Dichloroethene	1.66E-04	1.06E-10	8.71E-13	
1,2-Dichloroethene	5.10E-05	1.57E-11	1.29E-13	
Acetone	8.96E-06	1.85E-12	1.53E-14	
Di-n-butyl phthalate	8.04E-03	2.85E-08	2.34E-10	
Methylene chloride	1.13E-05	5.46E-12	4.49E-14	
Naphthalene	1.19E-03	1.73E-09	1.43E-11	
Phenanthrene	1.71E-03	5.13E-09	4.22E-11	6.83E-10
Trichloroethene	4.38E-04	3.89E-10	3.21E-12	
Vinyl chloride	4.74E-05	2.43E-11	2.00E-13	
cis-1,2-Dichloroethene	6.83E-04	4.61E-10	3.80E-12	
Neptunium-237				
Radium-226				
Radon-222				
Technetium-99				
Thorium-228				
Thorium-230				
Uranium-234				
Uranium-235				
Uranium-238				

----- AREA_CODE=n MEDIA=RGA Groundwater -----

Analyte	Ingestion of fish	Ingestion of venison	Ingestion of rabbit	Ingestion of quail
Aluminum		4.04E-06	3.32E-08	2.01E-09
Antimony	3.56E-03	7.92E-09	6.52E-11	3.95E-12
Arsenic		1.48E-08	1.22E-10	7.37E-12
Barium	1.83E-04	5.08E-08	4.18E-10	1.14E-09
Beryllium	3.13E-04	1.74E-08	1.43E-10	8.67E-12
Bicarbonate				
Boron		5.45E-07	4.49E-09	
Cadmium	8.81E-04	9.79E-09	8.06E-11	9.77E-09
Cerium				

Table 3.40b Chronic daily intakes for systemic toxicity for biota consumption by a teen recreator (continued)

----- AREA_CODE=n MEDIA=RGa Groundwater ----- (continued)				
Analyte	Ingestion of fish	Ingestion of venison	Ingestion of rabbit	Ingestion of quail
Chromium	1.14E-02	2.85E-06	2.34E-08	1.42E-09
Cobalt	3.82E-03	7.07E-09	5.82E-11	7.05E-08
Copper	2.38E-03	5.95E-07	4.90E-09	1.65E-08
Fluoride				
Gallium				
Iron	2.94E-01	1.64E-04	1.35E-06	4.08E-06
Lead	6.86E-03	5.08E-08	4.19E-10	2.53E-11
Lithium		1.03E-06	8.48E-09	
Manganese	4.02E-02	2.79E-07	2.30E-09	1.39E-08
Mercury	1.30E-04	7.22E-09	5.95E-11	1.08E-11
Molybdenum	1.32E-04	7.33E-08	6.04E-10	3.66E-08
Nickel	2.94E-03	8.17E-07	6.73E-09	
Nitrate as Nitrogen				
Selenium		7.94E-07	6.54E-09	3.56E-08
Silica				
Silver	5.38E-05	1.80E-07	1.48E-09	5.97E-08
Sulfate				
Tetraoxo-sulfate(1-)				
Thallium		1.03E-05	8.45E-08	5.12E-09
Thorium				
Tin	5.55E-02	1.03E-06	8.47E-09	
Titanium		2.81E-06	2.31E-08	
Uranium	1.22E-05	2.04E-09	1.68E-11	3.39E-09
Vanadium	2.70E-04	3.76E-07	3.09E-09	1.87E-10
Zinc	2.24E-02	1.24E-05	1.02E-07	4.34E-07
Zirconium	1.39E-03	2.58E-11	2.12E-13	7.71E-13
1,1,2-Trichloroethane	1.81E-05	1.29E-11	1.06E-13	
1,1-Dichloroethene	4.14E-04	2.64E-10	2.17E-12	
1,2-Dichlorobenzene	5.97E-06	9.22E-12	7.59E-14	
1,2-Dichloroethane	4.14E-06	2.24E-12	1.84E-14	
1,2-Dichloroethene	1.14E-06	3.50E-13	2.88E-15	
1,3,5-Trimethylbenzene	5.98E-05	1.29E-10	1.06E-12	
1,4-Dichlorobenzene	6.49E-06	1.00E-11	8.26E-14	
2-Butanone	4.12E-05	1.13E-11	9.31E-14	
4-Bromofluorobenzene				
4-Methyl-2-pentanone	3.79E-05	1.74E-11	1.43E-13	
Acetone	1.68E-05	3.47E-12	2.86E-14	
Acrylonitrile	4.22E-06	1.15E-12	9.43E-15	
Benzene	1.08E-05	8.11E-12	6.68E-14	
Bis(2-ethylhexyl)phthalate	7.83E-03	2.77E-08	2.28E-10	
Bromomethane	2.23E-06	1.02E-12	8.40E-15	
Butyl benzyl phthalate	1.44E-03	5.12E-09	4.21E-11	
Carbazole	1.22E-03	2.35E-09	1.93E-11	
Carbon tetrachloride	5.86E-03	6.50E-09	5.35E-11	
Chlorobenzene	7.33E-05	8.13E-11	6.69E-13	
Chloroform	1.26E-04	9.02E-11	7.42E-13	
Chloromethane	2.68E-06	1.05E-12	8.62E-15	
Chrysene	3.52E-03	1.94E-08	1.59E-10	
Di-n-butyl phthalate	1.42E-02	5.03E-08	4.14E-10	
Dimethylbenzene	2.86E-02	4.18E-08	3.44E-10	
Ethane				
Ethanol				
Ethylbenzene	1.15E-02	1.50E-08	1.24E-10	
Ethylene				
Methylene chloride	1.17E-04	5.64E-11	4.65E-13	
PCB-1254	4.42E-03	2.88E-08	2.37E-10	1.40E-09
Polychlorinated biphenyl	9.90E-04	6.44E-09	5.30E-11	
Tetrachloroethene	8.26E-03	8.20E-09	6.76E-11	
Trichloroethene	1.22E-01	1.09E-07	8.94E-10	
Vinyl chloride	5.53E-03	2.83E-09	2.33E-11	
cis-1,2-Dichloroethene	7.03E-03	4.74E-09	3.91E-11	

Table 3.40b Chronic daily intakes for systemic toxicity for biota consumption by a teen recreator (continued)

----- AREA_CODE=n MEDIA=RGA Groundwater -----
(continued)

Analyte	Ingestion of fish	Ingestion of venison	Ingestion of rabbit	Ingestion of quail
m,p-Xylene	8.53E-06	1.25E-11	1.03E-13	
trans-1,2-Dichloroethene	5.62E-04	1.73E-10	1.42E-12	
trans-1,3-Dichloropropene				
Americium-241				
Cesium-137				
Cobalt-60				
Neptunium-237				
Plutonium-239				
Radium-226				
Radon-222				
Technetium-99				
Thorium-230				
Uranium-234				
Uranium-235				
Uranium-235/236				
Uranium-238				

----- AREA_CODE=n MEDIA=UCRS Groundwater -----

Analyte	Ingestion of fish	Ingestion of venison	Ingestion of rabbit	Ingestion of quail
Aluminum		1.01E-05	8.28E-08	5.02E-09
Ammonia as Nitrogen	1.94E-05	4.59E-12	3.78E-14	
Antimony	2.30E-03	5.12E-09	4.22E-11	2.55E-12
Arsenic		6.25E-08	5.15E-10	3.12E-11
Barium	5.15E-04	1.43E-07	1.18E-09	3.21E-09
Beryllium	7.87E-05	4.38E-09	3.61E-11	2.18E-12
Cadmium	7.43E-04	8.27E-09	6.81E-11	8.24E-09
Chromium	3.06E-03	7.67E-07	6.31E-09	3.82E-10
Cobalt	3.41E-03	6.32E-09	5.21E-11	6.31E-08
Copper	4.49E-03	1.12E-06	9.26E-09	3.11E-08
Fluoride				
Iron	3.87E-01	2.15E-04	1.77E-06	5.37E-06
Kjeldahl Nitrogen				
Lead	6.70E-03	4.97E-08	4.09E-10	2.48E-11
Manganese	1.47E-01	1.02E-06	8.40E-09	5.08E-08
Mercury	2.32E-04	1.29E-08	1.06E-10	1.93E-11
Molybdenum	4.63E-05	2.58E-08	2.12E-10	1.28E-08
Nickel	4.98E-03	1.39E-06	1.14E-08	
Nitrate as Nitrogen				
Nitrate/Nitrite				
Orthophosphate				
Selenium		6.65E-07	5.47E-09	2.98E-08
Silica				
Silver	4.88E-05	1.63E-07	1.34E-09	5.41E-08
Strontium	3.58E-02	2.65E-05	2.18E-07	1.32E-07
Sulfate				
Sulfide				
Tetraoxo-sulfate(1-)				
Thallium		5.36E-06	4.41E-08	2.67E-09
Tin	3.61E-02	6.70E-07	5.52E-09	
Uranium	1.11E-04	1.86E-08	1.53E-10	3.08E-08
Vanadium	3.73E-04	5.18E-07	4.27E-09	2.58E-10
Zinc	2.43E-02	1.35E-05	1.11E-07	4.72E-07
1,1-Dichloroethene	1.27E-03	8.13E-10	6.69E-12	
1,2-Dichloroethane	7.53E-06	4.07E-12	3.35E-14	
1,2-Dichloroethene	3.86E-06	1.19E-12	9.79E-15	
2,4-Dimethylphenol	6.72E-05	5.65E-11	4.66E-13	
Benzene	8.39E-05	6.32E-11	5.21E-13	

Table 3.40b Chronic daily intakes for systemic toxicity for biota consumption by a teen recreator (continued)

----- AREA_CODE=n MEDIA=UCRS Groundwater ----- (continued)				
Analyte	Ingestion of fish	Ingestion of venison	Ingestion of rabbit	Ingestion of quail
Bis(2-ethylhexyl)phthalate	1.44E-03	5.12E-09	4.21E-11	
Bromodichloromethane	9.68E-05	7.30E-11	6.01E-13	
Chloroethane	2.18E-04	1.12E-10	9.21E-13	
Chloroform	2.17E-04	1.55E-10	1.27E-12	
Di-n-butyl phthalate	1.42E-03	5.01E-09	4.13E-11	
Dibromochloromethane	2.56E-05	2.04E-11	1.68E-13	
Dimethylbenzene	5.26E-02	7.70E-08	6.34E-10	
Ethane				
Ethanol				
Ethylbenzene	2.10E-02	2.75E-08	2.26E-10	
Ethylene				
Fluorene	2.38E-03	6.38E-09	5.26E-11	
Isophorone	2.69E-05	1.63E-11	1.34E-13	
Methylene chloride	1.19E-05	5.78E-12	4.76E-14	
Naphthalene	1.24E-03	1.81E-09	1.49E-11	
Phenanthrene	3.32E-03	9.97E-09	8.21E-11	1.33E-09
Trichloroethene	4.58E-01	4.07E-07	3.35E-09	
Vinyl chloride	1.58E-02	8.09E-09	6.66E-11	
cis-1,2-Dichloroethene	2.91E-02	1.97E-08	1.62E-10	
trans-1,2-Dichloroethene	3.16E-04	9.72E-11	8.01E-13	
Americium-241				
Cesium-137				
Cobalt-60				
Neptunium-237				
Plutonium-239				
Radium-226				
Radon-222				
Technetium-99				
Thorium-228				
Uranium-234				
Uranium-235				
Uranium-235/236				
Uranium-238				

Table 3.40c Chronic daily intakes for systemic toxicity for biota consumption by an adult recreator

----- AREA_CODE=a MEDIA=RGA Groundwater -----

Analyte	Ingestion of fish	Ingestion of venison	Ingestion of rabbit	Ingestion of quail
Aluminum		2.39E-06	3.95E-08	2.33E-09
Arsenic		1.13E-08	1.86E-10	1.10E-11
Barium	1.56E-04	4.33E-08	7.18E-10	1.90E-09
Chromium	2.53E-03	6.33E-07	1.05E-08	6.18E-10
Fluoride				
Iron	1.25E-01	6.93E-05	1.15E-06	3.38E-06
Manganese	1.80E-02	1.25E-07	2.07E-09	1.22E-08
Tetraoxo-sulfate(1-)				
Thallium		1.51E-05	2.50E-07	1.47E-08
Vanadium	4.22E-04	5.87E-07	9.73E-09	5.73E-10
Zinc	5.23E-03	2.91E-06	4.82E-08	1.99E-07
1,1-Dichloroethene	9.38E-05	5.99E-11	9.93E-13	
Carbon tetrachloride	3.16E-03	3.50E-09	5.80E-11	
Chloroform	1.11E-05	7.91E-12	1.31E-13	
Tetrachloroethene	3.65E-03	3.62E-09	6.00E-11	
Trichloroethene	5.14E+00	4.57E-06	7.57E-08	
cis-1,2-Dichloroethene	4.76E-04	3.21E-10	5.33E-12	
trans-1,2-Dichloroethene	5.84E-05	1.80E-11	2.98E-13	
Cesium-137				
Neptunium-237				
Technetium-99				
Thorium-230				

----- AREA_CODE=a MEDIA=UCRS Groundwater -----

Analyte	Ingestion of fish	Ingestion of venison	Ingestion of rabbit	Ingestion of quail
Aluminum		5.40E-06	8.95E-08	5.27E-09
Antimony	7.94E-04	1.77E-09	2.93E-11	1.72E-12
Arsenic		8.76E-09	1.45E-10	8.56E-12
Barium	5.44E-05	1.51E-08	2.50E-10	6.64E-10
Beryllium	1.58E-05	8.80E-10	1.46E-11	8.59E-13
Chromium	8.08E-04	2.02E-07	3.35E-09	1.97E-10
Cobalt	1.71E-04	3.16E-10	5.24E-12	6.18E-09
Iron	1.92E-01	1.07E-04	1.76E-06	5.20E-06
Lead	5.89E-03	4.37E-08	7.24E-10	4.26E-11
Manganese	6.54E-03	4.55E-08	7.54E-10	4.44E-09
Nickel	2.58E-03	7.18E-07	1.19E-08	
Silica				
Tetraoxo-sulfate(1-)				
Uranium	4.55E-05	7.60E-09	1.26E-10	2.47E-08
Vanadium	2.71E-04	3.77E-07	6.25E-09	3.68E-10
Zinc	5.67E-03	3.15E-06	5.22E-08	2.15E-07
1,1-Dichloroethene	6.26E-06	3.99E-12	6.62E-14	
Bis(2-ethylhexyl)phthalate	8.87E-04	3.14E-09	5.21E-11	
Chloroform	7.21E-05	5.14E-11	8.52E-13	
Trichloroethene	9.27E-01	8.25E-07	1.37E-08	
cis-1,2-Dichloroethene	6.05E-04	4.09E-10	6.77E-12	
trans-1,2-Dichloroethene	1.68E-05	5.16E-12	8.54E-14	
Neptunium-237				
Radon-222				
Technetium-99				

----- AREA_CODE=b MEDIA=McNairy Groundwater -----

Analyte	Ingestion of fish	Ingestion of venison	Ingestion of rabbit	Ingestion of quail
Aluminum		2.00E-06	3.31E-08	1.95E-09

Table 3.40c Chronic daily intakes for systemic toxicity for biota consumption by an adult recreator (continued)

----- AREA_CODE=b MEDIA=McNairy Groundwater -----
 (continued)

Analyte	Ingestion of fish	Ingestion of venison	Ingestion of rabbit	Ingestion of quail
Antimony	3.05E-03	6.78E-09	1.12E-10	6.62E-12
Nitrate as Nitrogen				
Silica				
Tetraoxo-sulfate(1-)				
Trichloroethene	6.70E-03	5.96E-09	9.88E-11	
Technetium-99				

----- AREA_CODE=b MEDIA=RGa Groundwater -----

Analyte	Ingestion of fish	Ingestion of venison	Ingestion of rabbit	Ingestion of quail
Aluminum		3.62E-06	6.00E-08	3.53E-09
Arsenic		1.06E-08	1.75E-10	1.03E-11
Barium	2.48E-04	6.89E-08	1.14E-09	3.03E-09
Beryllium	1.83E-04	1.02E-08	1.69E-10	9.94E-12
Cadmium	4.93E-04	5.49E-09	9.09E-11	1.07E-08
Chromium	1.95E-03	4.87E-07	8.07E-09	4.75E-10
Cobalt	2.26E-03	4.20E-09	6.95E-11	8.20E-08
Fluoride				
Iron	2.90E-01	1.61E-04	2.67E-06	7.87E-06
Lead	3.53E-03	2.62E-08	4.34E-10	2.56E-11
Manganese	4.53E-02	3.15E-07	5.22E-09	3.08E-08
Mercury	8.54E-05	4.75E-09	7.87E-11	1.39E-11
Nitrate as Nitrogen				
Selenium		6.65E-07	1.10E-08	5.85E-08
Silica				
Sulfate				
Tetraoxo-sulfate(1-)				
Tin	1.28E-01	2.38E-06	3.95E-08	
Uranium	1.78E-05	2.98E-09	4.93E-11	9.69E-09
Vanadium	1.14E-04	1.58E-07	2.62E-09	1.55E-10
Zinc	7.82E-03	4.35E-06	7.20E-08	2.97E-07
1,1,2-Trichloroethane	1.11E-05	7.91E-12	1.31E-13	
1,1-Dichloroethene	5.08E-06	3.25E-12	5.38E-14	
1,2-Dichloroethane	2.54E-06	1.38E-12	2.28E-14	
Acetone	2.08E-06	4.30E-13	7.12E-15	
Carbon tetrachloride	3.60E-04	3.99E-10	6.62E-12	
Chlorobenzene	4.50E-05	4.99E-11	8.27E-13	
Chloroform	7.77E-05	5.54E-11	9.18E-13	
Di-n-butyl phthalate	7.10E-03	2.51E-08	4.17E-10	
Ethane				
Ethylene				
Methylene chloride	3.63E-06	1.76E-12	2.91E-14	
Tetrachloroethene	5.07E-03	5.04E-09	8.35E-11	
Trichloroethene	2.72E-02	2.42E-08	4.02E-10	
Vinyl chloride	2.20E-03	1.13E-09	1.86E-11	
cis-1,2-Dichloroethene	3.04E-03	2.05E-09	3.40E-11	
Americium-241				
Cesium-137				
Cobalt-60				
Plutonium-239				
Radium-226				
Radon-222				
Technetium-99				
Thorium-230				
Uranium-234				
Uranium-235				
Uranium-235/236				
Uranium-238				

Table 3.40c Chronic daily intakes for systemic toxicity for biota consumption by an adult recreator (continued)

----- AREA_CODE=b MEDIA=UCRS Groundwater -----

Analyte	Ingestion of fish	Ingestion of venison	Ingestion of rabbit	Ingestion of quail
Aluminum		5.95E-06	9.86E-08	5.81E-09
Arsenic		5.74E-08	9.51E-10	5.61E-11
Barium	1.99E-04	5.53E-08	9.16E-10	2.43E-09
Beryllium	1.14E-05	6.33E-10	1.05E-11	6.18E-13
Cadmium	3.64E-04	4.05E-09	6.71E-11	7.91E-09
Chromium	2.12E-03	5.31E-07	8.80E-09	5.19E-10
Cobalt	6.40E-04	1.19E-09	1.97E-11	2.32E-08
Fluoride				
Iron	1.87E-01	1.04E-04	1.72E-06	5.08E-06
Lead	1.54E-04	1.14E-09	1.89E-11	1.11E-12
Manganese	2.89E-02	2.01E-07	3.33E-09	1.96E-08
Mercury	8.54E-05	4.75E-09	7.87E-11	1.39E-11
Molybdenum	2.85E-05	1.58E-08	2.62E-10	1.55E-08
Nickel	8.89E-03	2.47E-06	4.10E-08	
Nitrate as Nitrogen				
Selenium		4.14E-07	6.86E-09	3.64E-08
Silica				
Sulfate				
Tetraoxo-sulfate(1-)				
Thallium		1.45E-06	2.40E-08	1.42E-09
Tin	2.22E-02	4.11E-07	6.82E-09	
Uranium	2.15E-05	3.59E-09	5.95E-11	1.17E-08
Vanadium	2.78E-04	3.87E-07	6.41E-09	3.78E-10
Zinc	5.50E-03	3.06E-06	5.07E-08	2.09E-07
1,1-Dichloroethene	1.02E-05	6.49E-12	1.07E-13	
1,2-Dichloroethene	3.25E-06	1.00E-12	1.66E-14	
2,4-Dimethylphenol	2.68E-05	2.26E-11	3.74E-13	
Benzene	5.16E-05	3.88E-11	6.44E-13	
Chloroethane	4.13E-04	2.12E-10	3.51E-12	
Di-n-butyl phthalate	5.06E-04	1.79E-09	2.97E-11	
Dimethylbenzene	3.89E-04	5.68E-10	9.42E-12	
Ethane				
Ethylbenzene	3.31E-05	4.33E-11	7.18E-13	
Ethylene				
Isophorone	1.40E-05	8.48E-12	1.41E-13	
Trichloroethene	3.18E-01	2.83E-07	4.68E-09	
Vinyl chloride	1.74E-04	8.93E-11	1.48E-12	
cis-1,2-Dichloroethene	5.21E-03	3.51E-09	5.82E-11	
trans-1,2-Dichloroethene	1.98E-06	6.09E-13	1.01E-14	
Americium-241				
Cobalt-60				
Neptunium-237				
Plutonium-239				
Radium-226				
Radon-222				
Technetium-99				
Uranium-234				
Uranium-235				
Uranium-235/236				
Uranium-238				

----- AREA_CODE=c MEDIA=RGA Groundwater -----

Analyte	Ingestion of fish	Ingestion of venison	Ingestion of rabbit	Ingestion of quail
Aluminum		8.89E-06	1.47E-07	8.68E-09
Barium	1.31E-04	3.65E-08	6.05E-10	1.60E-09
Chromium	1.19E-02	2.98E-06	4.93E-08	2.91E-09
Iron	3.84E-01	2.14E-04	3.54E-06	1.04E-05
Manganese	3.42E-02	2.38E-07	3.94E-09	2.32E-08

Table 3.40c Chronic daily intakes for systemic toxicity for biota consumption by an adult recreator (continued)

----- AREA_CODE=c MEDIA=RGa Groundwater -----
(continued)

Analyte	Ingestion of fish	Ingestion of venison	Ingestion of rabbit	Ingestion of quail
Molybdenum	1.06E-04	5.87E-08	9.73E-10	5.74E-08
Silica				
Sulfate				
Tetraoxo-sulfate(1-)				
Zinc	9.50E-03	5.29E-06	8.76E-08	3.61E-07
1,1-Dichloroethene	3.59E-05	2.29E-11	3.80E-13	
Chloroform	2.77E-05	1.98E-11	3.28E-13	
Trichloroethene	4.66E-03	4.15E-09	6.87E-11	
cis-1,2-Dichloroethene	2.88E-05	1.94E-11	3.22E-13	
Radon-222				
Technetium-99				

----- AREA_CODE=c MEDIA=UCRS Groundwater -----

Analyte	Ingestion of fish	Ingestion of venison	Ingestion of rabbit	Ingestion of quail
Aluminum		4.34E-06	7.19E-08	4.24E-09
Barium	7.53E-05	2.09E-08	3.47E-10	9.20E-10
Iron	1.08E-01	6.01E-05	9.96E-07	2.94E-06
Manganese	1.49E-02	1.04E-07	1.72E-09	1.01E-08
Silica				
Tetraoxo-sulfate(1-)				
Vanadium	9.46E-05	1.32E-07	2.18E-09	1.28E-10
Zinc	6.45E-03	3.58E-06	5.94E-08	2.45E-07
Benzene	6.61E-06	4.98E-12	8.25E-14	
Chloroform	6.65E-05	4.74E-11	7.86E-13	
Trichloroethene	3.09E-05	2.75E-11	4.56E-13	
Technetium-99				

----- AREA_CODE=d MEDIA=McNairy Groundwater -----

Analyte	Ingestion of fish	Ingestion of venison	Ingestion of rabbit	Ingestion of quail
Silica				
Tetraoxo-sulfate(1-)				
Thallium		2.12E-05	3.50E-07	2.07E-08
Zinc	3.95E-02	2.20E-05	3.64E-07	1.50E-06
Trichloroethene	1.87E-05	1.67E-11	2.76E-13	

----- AREA_CODE=d MEDIA=Other Groundwater -----

Analyte	Ingestion of fish	Ingestion of venison	Ingestion of rabbit	Ingestion of quail
Methylene chloride	8.15E-06	3.95E-12	6.54E-14	

----- AREA_CODE=d MEDIA=RGa Groundwater -----

Analyte	Ingestion of fish	Ingestion of venison	Ingestion of rabbit	Ingestion of quail
Aluminum		2.96E-06	4.90E-08	2.89E-09
Arsenic		1.26E-08	2.09E-10	1.23E-11
Barium	2.83E-04	7.87E-08	1.30E-09	3.46E-09
Chromium	1.99E-03	4.99E-07	8.27E-09	4.87E-10

Table 3.40c Chronic daily intakes for systemic toxicity for biota consumption by an adult recreator (continued)

----- AREA_CODE=d MEDIA=RGa Groundwater -----
(continued)

Analyte	Ingestion of fish	Ingestion of venison	Ingestion of rabbit	Ingestion of quail
Cobalt	2.02E-03	3.75E-09	6.21E-11	7.32E-08
Fluoride				
Iron	1.16E-01	6.44E-05	1.07E-06	3.14E-06
Lead	5.74E-03	4.26E-08	7.06E-10	4.16E-11
Manganese	1.32E-01	9.20E-07	1.52E-08	8.98E-08
Silica				
Tetraoxo-sulfate(1-)				
Tin	6.83E-01	1.27E-05	2.10E-07	
Uranium	6.43E-06	1.07E-09	1.78E-11	3.49E-09
Vanadium	1.79E-04	2.49E-07	4.13E-09	2.43E-10
Zinc	5.93E-03	3.30E-06	5.46E-08	2.25E-07
Bis(2-ethylhexyl)phthalate	1.77E-03	6.28E-09	1.04E-10	
Butyl benzyl phthalate	8.87E-04	3.14E-09	5.21E-11	
Di-n-butyl phthalate	6.49E-03	2.30E-08	3.81E-10	
Dimethylbenzene	4.34E-03	6.35E-09	1.05E-10	
Ethylbenzene	1.51E-03	1.97E-09	3.27E-11	
Methylene chloride	6.73E-05	3.26E-11	5.40E-13	
Tetrachloroethene	7.93E-05	7.87E-11	1.30E-12	
Trichloroethene	9.55E-03	8.50E-09	1.41E-10	
cis-1,2-Dichloroethene	1.35E-04	9.11E-11	1.51E-12	
Americium-241				
Cesium-137				
Cobalt-60				
Plutonium-239				
Radium-226				
Radon-222				
Technetium-99				
Uranium-234				
Uranium-238				

----- AREA_CODE=d MEDIA=UCRS Groundwater -----

Analyte	Ingestion of fish	Ingestion of venison	Ingestion of rabbit	Ingestion of quail
Aluminum		1.11E-05	1.84E-07	1.09E-08
Ammonia as Nitrogen	1.19E-05	2.82E-12	4.67E-14	
Antimony	7.31E-04	1.63E-09	2.70E-11	1.59E-12
Arsenic		1.16E-08	1.93E-10	1.14E-11
Barium	2.90E-04	8.06E-08	1.34E-09	3.54E-09
Beryllium	4.84E-05	2.69E-09	4.46E-11	2.63E-12
Cadmium	6.83E-04	7.60E-09	1.26E-10	1.48E-08
Chromium	1.60E-03	4.01E-07	6.65E-09	3.92E-10
Cobalt	2.07E-03	3.84E-09	6.37E-11	7.50E-08
Fluoride				
Iron	4.29E+00	2.39E-03	3.95E-05	1.17E-04
Kjeldahl Nitrogen				
Lead	2.95E-03	2.19E-08	3.62E-10	2.13E-11
Manganese	3.07E+00	2.14E-05	3.54E-07	2.09E-06
Mercury	2.98E-05	1.66E-09	2.75E-11	4.86E-12
Nickel	9.76E-04	2.71E-07	4.50E-09	
Nitrate as Nitrogen				
Nitrate/Nitrite				
Orthophosphate				
Selenium		5.25E-07	8.70E-09	4.62E-08
Silica				
Strontium	2.20E-02	1.63E-05	2.70E-07	1.59E-07
Sulfate				
Sulfide				
Tetraoxo-sulfate(1-)				

Table 3.40c Chronic daily intakes for systemic toxicity for biota consumption by an adult recreator (continued)

----- AREA_CODE=d MEDIA=UCRS Groundwater -----
 (continued)

Analyte	Ingestion of fish	Ingestion of venison	Ingestion of rabbit	Ingestion of quail
Uranium	9.69E-05	1.62E-08	2.68E-10	5.26E-08
Vanadium	5.46E-04	7.59E-07	1.26E-08	7.42E-10
Zinc	6.26E-03	3.48E-06	5.77E-08	2.38E-07
1,1-Dichloroethene	5.88E-05	3.75E-11	6.22E-13	
1,2-Dichloroethane	4.63E-06	2.50E-12	4.15E-14	
1,2-Dichloroethene	9.70E-07	2.99E-13	4.95E-15	
Benzene	3.30E-05	2.49E-11	4.13E-13	
Dimethylbenzene	7.49E-03	1.10E-08	1.82E-10	
Ethylbenzene	3.76E-03	4.92E-09	8.16E-11	
Fluorene	1.69E-03	4.54E-09	7.52E-11	
Methylene chloride	9.89E-06	4.79E-12	7.94E-14	
Naphthalene	3.93E-04	5.74E-10	9.51E-12	
Phenanthrene	2.32E-03	6.97E-09	1.16E-10	1.82E-09
Trichloroethene	5.57E-02	4.96E-08	8.21E-10	
cis-1,2-Dichloroethene	3.43E-05	2.32E-11	3.84E-13	
Neptunium-237				
Radon-222				
Technetium-99				
Thorium-228				
Uranium-234				
Uranium-235				
Uranium-238				

----- AREA_CODE=e MEDIA=McNairy Groundwater -----

Analyte	Ingestion of fish	Ingestion of venison	Ingestion of rabbit	Ingestion of quail
Aluminum		2.11E-06	3.49E-08	2.06E-09
Arsenic		4.59E-08	7.60E-10	4.48E-11
Barium	3.17E-04	8.82E-08	1.46E-09	3.87E-09
Beryllium	2.91E-04	1.62E-08	2.68E-10	1.58E-11
Cadmium	1.20E-03	1.33E-08	2.20E-10	2.60E-08
Chromium	6.96E-03	1.74E-06	2.89E-08	1.70E-09
Cobalt	3.31E-03	6.13E-09	1.02E-10	1.20E-07
Fluoride				
Iron	8.51E-01	4.73E-04	7.84E-06	2.31E-05
Manganese	5.73E-02	3.98E-07	6.60E-09	3.89E-08
Nickel	1.50E-03	4.18E-07	6.92E-09	
Silica				
Sulfate				
Tetraoxo-sulfate(1-)				
Uranium	1.41E-05	2.36E-09	3.91E-11	7.68E-09
Vanadium	1.29E-03	1.79E-06	2.97E-08	1.75E-09
Zinc	4.60E-02	2.56E-05	4.24E-07	1.75E-06
Trichloroethene	2.07E-05	1.84E-11	3.05E-13	
Radon-222				
Technetium-99				

----- AREA_CODE=e MEDIA=RGa Groundwater -----

Analyte	Ingestion of fish	Ingestion of venison	Ingestion of rabbit	Ingestion of quail
Aluminum		1.50E-06	2.49E-08	1.47E-09
Arsenic		7.97E-09	1.32E-10	7.78E-12
Barium	2.11E-04	5.88E-08	9.74E-10	2.58E-09
Beryllium	1.70E-04	9.46E-09	1.57E-10	9.24E-12
Cadmium	9.19E-04	1.02E-08	1.69E-10	2.00E-08

Table 3.40c Chronic daily intakes for systemic toxicity for biota consumption by an adult recreator (continued)

----- AREA_CODE=e MEDIA=RGA Groundwater -----
(continued)

Analyte	Ingestion of fish	Ingestion of venison	Ingestion of rabbit	Ingestion of quail
Cobalt	2.26E-03	4.19E-09	6.95E-11	8.19E-08
Copper	2.19E-03	5.48E-07	9.09E-09	2.98E-08
Fluoride				
Iron	1.60E-01	8.91E-05	1.48E-06	4.35E-06
Manganese	7.59E-03	5.27E-08	8.74E-10	5.15E-09
Molybdenum	8.37E-05	4.66E-08	7.71E-10	4.55E-08
Silica				
Silver	5.14E-05	1.71E-07	2.84E-09	1.12E-07
Sulfate				
Tetraoxo-sulfate(1-)				
Thallium		5.41E-06	8.96E-08	5.28E-09
Uranium	3.68E-06	6.14E-10	1.02E-11	2.00E-09
Vanadium	2.32E-04	3.23E-07	5.35E-09	3.15E-10
Zinc	1.01E-02	5.61E-06	9.30E-08	3.84E-07
2-Butanone	4.57E-05	1.25E-11	2.07E-13	
Dimethylbenzene	3.24E-04	4.74E-10	7.85E-12	
Trichloroethene	1.56E-02	1.39E-08	2.30E-10	
trans-1,2-Dichloroethene	1.94E-06	5.97E-13	9.90E-15	
Cobalt-60				
Radon-222				
Technetium-99				
Thorium-230				

----- AREA_CODE=e MEDIA=UCRS Groundwater -----

Analyte	Ingestion of fish	Ingestion of venison	Ingestion of rabbit	Ingestion of quail
Aluminum		1.01E-05	1.67E-07	9.84E-09
Arsenic		1.03E-08	1.71E-10	1.01E-11
Barium	5.04E-04	1.40E-07	2.32E-09	6.15E-09
Chromium	2.60E-03	6.51E-07	1.08E-08	6.36E-10
Fluoride				
Iron	2.57E-01	1.43E-04	2.37E-06	6.97E-06
Manganese	7.05E-03	4.90E-08	8.12E-10	4.78E-09
Nickel	4.61E-03	1.28E-06	2.12E-08	
Silica				
Sulfate				
Tetraoxo-sulfate(1-)				
Vanadium	1.32E-03	1.83E-06	3.03E-08	1.79E-09
Zinc	2.96E-02	1.64E-05	2.72E-07	1.12E-06
Trichloroethene	1.46E-05	1.30E-11	2.16E-13	
Radon-222				

----- AREA_CODE=f MEDIA=McNairy Groundwater -----

Analyte	Ingestion of fish	Ingestion of venison	Ingestion of rabbit	Ingestion of quail
Barium	1.98E-04	5.50E-08	9.11E-10	2.42E-09
Tetraoxo-sulfate(1-)				
Zinc	3.29E-02	1.83E-05	3.03E-07	1.25E-06

Table 3.40c Chronic daily intakes for systemic toxicity for biota consumption by an adult recreator (continued)

----- AREA_CODE=f MEDIA=RGa Groundwater -----

Analyte	Ingestion of fish	Ingestion of venison	Ingestion of rabbit	Ingestion of quail
Aluminum		1.27E-06	2.11E-08	1.24E-09
Arsenic		8.23E-09	1.36E-10	8.03E-12
Barium	3.22E-04	8.96E-08	1.48E-09	3.94E-09
Cadmium	1.66E-03	1.84E-08	3.05E-10	3.60E-08
Chromium	4.74E-03	1.19E-06	1.97E-08	1.16E-09
Copper	1.69E-03	4.22E-07	6.99E-09	2.29E-08
Iron	7.38E-02	4.11E-05	6.80E-07	2.01E-06
Manganese	8.15E-03	5.67E-08	9.39E-10	5.53E-09
Silica				
Sulfate				
Tetraoxo-sulfate(1-)				
Vanadium	2.09E-04	2.90E-07	4.81E-09	2.83E-10
Zinc	5.13E-03	2.85E-06	4.73E-08	1.95E-07
1,1-Dichloroethene	2.21E-05	1.41E-11	2.34E-13	
1,2-Dichloroethene	5.43E-06	1.67E-12	2.77E-14	
Bis(2-ethylhexyl)phthalate	2.48E-02	8.80E-08	1.46E-09	
Carbon tetrachloride	1.35E-05	1.50E-11	2.48E-13	
Trichloroethene	8.43E-03	7.50E-09	1.24E-10	
cis-1,2-Dichloroethene	3.49E-05	2.35E-11	3.90E-13	
Plutonium-239				
Radon-222				
Technetium-99				

----- AREA_CODE=f MEDIA=UCRS Groundwater -----

Analyte	Ingestion of fish	Ingestion of venison	Ingestion of rabbit	Ingestion of quail
Aluminum		1.64E-05	2.71E-07	1.60E-08
Barium	1.38E-04	3.83E-08	6.35E-10	1.68E-09
Iron	2.32E-01	1.29E-04	2.14E-06	6.31E-06
Manganese	8.76E-03	6.09E-08	1.01E-09	5.95E-09
Silica				
Tetraoxo-sulfate(1-)				
Vanadium	1.27E-04	1.76E-07	2.92E-09	1.72E-10
Zinc	1.78E-02	9.88E-06	1.64E-07	6.75E-07
Trichloroethene	1.52E-05	1.35E-11	2.24E-13	
Radon-222				
Technetium-99				

----- AREA_CODE=g MEDIA=McNairy Groundwater -----

Analyte	Ingestion of fish	Ingestion of venison	Ingestion of rabbit	Ingestion of quail
Arsenic		7.91E-09	1.31E-10	7.73E-12
Mercury	2.86E-04	1.59E-08	2.63E-10	4.65E-11
Silica				
Tetraoxo-sulfate(1-)				
Neptunium-237				
Plutonium-239				
Radium-226				

----- AREA_CODE=g MEDIA=RGa Groundwater -----

Analyte	Ingestion of fish	Ingestion of venison	Ingestion of rabbit	Ingestion of quail
Aluminum		3.57E-06	5.91E-08	3.49E-09

Table 3.40c Chronic daily intakes for systemic toxicity for biota consumption by an adult recreator (continued)

----- AREA_CODE=g MEDIA=RGa Groundwater -----
(continued)

Analyte	Ingestion of fish	Ingestion of venison	Ingestion of rabbit	Ingestion of quail
Arsenic		7.94E-09	1.31E-10	7.75E-12
Cadmium	6.83E-04	7.60E-09	1.26E-10	1.48E-08
Chromium	4.58E-03	1.15E-06	1.90E-08	1.12E-09
Iron	1.70E-01	9.46E-05	1.57E-06	4.62E-06
Lead	5.71E-03	4.23E-08	7.01E-10	4.13E-11
Manganese	6.65E-03	4.62E-08	7.65E-10	4.51E-09
Nickel	3.73E-03	1.04E-06	1.72E-08	
Silica				
Tetraoxo-sulfate(1-)				
Zinc	1.54E-02	8.58E-06	1.42E-07	5.87E-07
Trichloroethene	1.12E-05	9.94E-12	1.65E-13	
Neptunium-237				
Radium-226				
Radon-222				
Technetium-99				
Thorium-230				

----- AREA_CODE=g MEDIA=UCRS Groundwater -----

Analyte	Ingestion of fish	Ingestion of venison	Ingestion of rabbit	Ingestion of quail
Aluminum		2.21E-06	3.66E-08	2.16E-09
Chromium	5.11E-03	1.28E-06	2.12E-08	1.25E-09
Manganese	6.69E-02	4.65E-07	7.71E-09	4.54E-08
Nitrate as Nitrogen				
Silica				
Tetraoxo-sulfate(1-)				
Vanadium	2.89E-04	4.02E-07	6.67E-09	3.93E-10
Zinc	9.43E-03	5.24E-06	8.69E-08	3.58E-07
Neptunium-237				
Plutonium-239				
Radium-226				
Radon-222				
Technetium-99				

----- AREA_CODE=h MEDIA=McNairy Groundwater -----

Analyte	Ingestion of fish	Ingestion of venison	Ingestion of rabbit	Ingestion of quail
Fluoride				
Silica				
Tetraoxo-sulfate(1-)				
Radium-226				
Radon-222				
Thorium-230				

----- AREA_CODE=h MEDIA=Other Groundwater -----

Analyte	Ingestion of fish	Ingestion of venison	Ingestion of rabbit	Ingestion of quail
Antimony	1.24E-03	2.75E-09	4.55E-11	2.68E-12
Barium	6.38E-05	1.77E-08	2.94E-10	7.79E-10
Chromium	1.58E-03	3.95E-07	6.54E-09	3.85E-10
Fluoride				
Iron	2.49E-02	1.39E-05	2.30E-07	6.77E-07

Table 3.40c Chronic daily intakes for systemic toxicity for biota consumption by an adult recreator (continued)

----- AREA_CODE=h MEDIA=Other Groundwater -----
(continued)

Analyte	Ingestion of fish	Ingestion of venison	Ingestion of rabbit	Ingestion of quail
Manganese	3.56E-03	2.47E-08	4.09E-10	2.41E-09
Mercury	8.18E-05	4.55E-09	7.54E-11	1.33E-11
Nickel	1.65E-03	4.58E-07	7.58E-09	
Nitrate as Nitrogen				
Silica				
Tetraoxo-sulfate(1-)				
Thallium		4.57E-06	7.57E-08	4.46E-09
Vanadium	3.35E-04	4.66E-07	7.72E-09	4.55E-10
Zinc	5.52E-03	3.07E-06	5.08E-08	2.10E-07
Neptunium-237				
Radium-226				
Radon-222				
Thorium-230				

----- AREA_CODE=h MEDIA=RGA Groundwater -----

Analyte	Ingestion of fish	Ingestion of venison	Ingestion of rabbit	Ingestion of quail
Aluminum		5.48E-06	9.08E-08	5.35E-09
Arsenic		8.81E-09	1.46E-10	8.60E-12
Barium	1.06E-04	2.93E-08	4.86E-10	1.29E-09
Chromium	7.93E-03	1.98E-06	3.29E-08	1.94E-09
Iron	4.16E-01	2.31E-04	3.83E-06	1.13E-05
Manganese	5.22E-03	3.63E-08	6.01E-10	3.54E-09
Nitrate as Nitrogen				
Tetraoxo-sulfate(1-)				
Uranium	8.74E-06	1.46E-09	2.42E-11	4.75E-09
Vanadium	1.92E-04	2.67E-07	4.43E-09	2.61E-10
Trichloroethene	1.33E-05	1.19E-11	1.96E-13	
cis-1,2-Dichloroethene	1.12E-05	7.54E-12	1.25E-13	
Radon-222				
Technetium-99				

----- AREA_CODE=h MEDIA=UCRS Groundwater -----

Analyte	Ingestion of fish	Ingestion of venison	Ingestion of rabbit	Ingestion of quail
Aluminum		3.89E-06	6.45E-08	3.80E-09
Barium	6.71E-05	1.87E-08	3.09E-10	8.20E-10
Iron	8.57E-02	4.77E-05	7.90E-07	2.33E-06
Manganese	5.13E-03	3.57E-08	5.91E-10	3.48E-09
Nickel	9.49E-03	2.64E-06	4.37E-08	
Nitrate as Nitrogen				
Silica				
Tetraoxo-sulfate(1-)				
Vanadium	1.14E-04	1.58E-07	2.62E-09	1.55E-10
Zinc	5.12E-03	2.85E-06	4.72E-08	1.95E-07
Radon-222				

----- AREA_CODE=i MEDIA=McNairy Groundwater -----

Analyte	Ingestion of fish	Ingestion of venison	Ingestion of rabbit	Ingestion of quail
Manganese	8.25E-02	5.74E-07	9.51E-09	5.60E-08
Silica				

Table 3.40c Chronic daily intakes for systemic toxicity for biota consumption by an adult recreator (continued)

----- AREA_CODE=i MEDIA=McNairy Groundwater -----
 (continued)

Analyte	Ingestion of fish	Ingestion of venison	Ingestion of rabbit	Ingestion of quail
Tetraoxo-sulfate(1-) Vanadium	5.32E-04	7.40E-07	1.23E-08	7.22E-10

----- AREA_CODE=i MEDIA=RGa Groundwater -----

Analyte	Ingestion of fish	Ingestion of venison	Ingestion of rabbit	Ingestion of quail
Aluminum		2.65E-06	4.39E-08	2.59E-09
Antimony	2.37E-03	5.27E-09	8.73E-11	5.15E-12
Arsenic		8.55E-09	1.42E-10	8.34E-12
Barium	1.15E-04	3.20E-08	5.30E-10	1.41E-09
Beryllium	2.26E-04	1.26E-08	2.08E-10	1.23E-11
Bicarbonate				
Boron		3.35E-07	5.54E-09	
Cadmium	2.24E-04	2.49E-09	4.13E-11	4.87E-09
Cerium				
Chromium	1.50E-02	3.75E-06	6.21E-08	3.66E-09
Cobalt	2.45E-03	4.54E-09	7.52E-11	8.86E-08
Copper	1.71E-03	4.27E-07	7.07E-09	2.32E-08
Fluoride				
Gallium				
Iron	1.68E-01	9.35E-05	1.55E-06	4.57E-06
Lithium		6.33E-07	1.05E-08	
Manganese	1.55E-02	1.07E-07	1.78E-09	1.05E-08
Mercury	3.75E-05	2.09E-09	3.46E-11	6.11E-12
Nickel	2.14E-03	5.94E-07	9.85E-09	
Selenium		3.98E-07	6.60E-09	3.50E-08
Silica				
Silver	2.99E-05	9.97E-08	1.65E-09	6.49E-08
Sulfate				
Tetraoxo-sulfate(1-)				
Thorium				
Titanium		1.73E-06	2.86E-08	
Uranium	3.26E-06	5.44E-10	9.01E-12	1.77E-09
Vanadium	2.03E-04	2.83E-07	4.68E-09	2.76E-10
Zinc	1.60E-02	8.92E-06	1.48E-07	6.10E-07
Zirconium	8.54E-04	1.58E-11	2.62E-13	9.27E-13
1,2-Dichlorobenzene	3.66E-06	5.66E-12	9.38E-14	
1,2-Dichloroethene	5.28E-07	1.62E-13	2.69E-15	
1,3,5-Trimethylbenzene	3.67E-05	7.91E-11	1.31E-12	
1,4-Dichlorobenzene	3.99E-06	6.16E-12	1.02E-13	
4-Bromofluorobenzene				
4-Methyl-2-pentanone	1.09E-05	5.01E-12	8.30E-14	
Acetone	8.92E-07	1.84E-13	3.06E-15	
Acrylonitrile	2.60E-06	7.04E-13	1.17E-14	
Benzene	6.61E-06	4.98E-12	8.25E-14	
Bis(2-ethylhexyl)phthalate	4.72E-03	1.67E-08	2.77E-10	
Bromomethane	1.37E-06	6.27E-13	1.04E-14	
Carbazole	1.12E-03	2.16E-09	3.58E-11	
Chloroform	1.11E-05	7.91E-12	1.31E-13	
Chloromethane	1.65E-06	6.43E-13	1.07E-14	
Chrysene	2.16E-03	1.19E-08	1.97E-10	
Di-n-butyl phthalate	4.99E-03	1.77E-08	2.93E-10	
Dimethylbenzene	1.62E-04	2.37E-10	3.92E-12	
Ethanol				
Ethylbenzene	3.80E-05	4.98E-11	8.25E-13	
Methylene chloride	5.80E-06	2.81E-12	4.65E-14	
PCB-1254	2.57E-03	1.67E-08	2.77E-10	1.60E-09
Polychlorinated biphenyl	6.08E-04	3.96E-09	6.55E-11	

Table 3.40c Chronic daily intakes for systemic toxicity for biota consumption by an adult recreator (continued)

----- AREA_CODE=i MEDIA=RGa Groundwater -----
(continued)

Analyte	Ingestion of fish	Ingestion of venison	Ingestion of rabbit	Ingestion of quail
Tetrachloroethene	3.17E-05	3.15E-11	5.22E-13	
Trichloroethene	4.56E-05	4.06E-11	6.72E-13	
Vinyl chloride	1.94E-06	9.94E-13	1.65E-14	
m,p-Xylene	2.95E-06	4.31E-12	7.14E-14	
trans-1,3-Dichloropropene				
Americium-241				
Cesium-137				
Cobalt-60				
Radium-226				
Radon-222				
Technetium-99				

----- AREA_CODE=i MEDIA=UCRS Groundwater -----

Analyte	Ingestion of fish	Ingestion of venison	Ingestion of rabbit	Ingestion of quail
Aluminum		1.21E-05	2.00E-07	1.18E-08
Antimony	4.13E-04	9.20E-10	1.52E-11	8.98E-13
Arsenic		2.10E-08	3.48E-10	2.05E-11
Barium	3.34E-04	9.29E-08	1.54E-09	4.08E-09
Cadmium	3.76E-04	4.18E-09	6.93E-11	8.17E-09
Chromium	1.63E-03	4.07E-07	6.74E-09	3.97E-10
Cobalt	2.18E-03	4.03E-09	6.68E-11	7.88E-08
Copper	1.61E-02	4.02E-06	6.66E-08	2.18E-07
Fluoride				
Iron	3.15E-01	1.75E-04	2.90E-06	8.54E-06
Lead	4.90E-03	3.63E-08	6.02E-10	3.55E-11
Manganese	1.51E-01	1.05E-06	1.74E-08	1.02E-07
Mercury	3.44E-05	1.91E-09	3.17E-11	5.60E-12
Nickel	1.52E-03	4.23E-07	7.01E-09	
Silica				
Silver	2.67E-05	8.92E-08	1.48E-09	5.81E-08
Sulfate				
Tetraoxo-sulfate(1-)				
Thallium		5.19E-07	8.60E-09	5.07E-10
Uranium	3.21E-05	5.35E-09	8.87E-11	1.74E-08
Vanadium	8.62E-04	1.20E-06	1.99E-08	1.17E-09
Zinc	8.24E-02	4.58E-05	7.60E-07	3.13E-06
Benzene	1.63E-05	1.23E-11	2.04E-13	
Bromodichloromethane	1.67E-05	1.26E-11	2.09E-13	
Chloroform	1.58E-05	1.13E-11	1.87E-13	
Dibromochloromethane	1.57E-05	1.25E-11	2.08E-13	
Ethanol				
Methylene chloride	7.02E-06	3.40E-12	5.64E-14	
Trichloroethene	3.81E-05	3.39E-11	5.61E-13	
Cesium-137				
Cobalt-60				
Radium-226				
Radon-222				
Technetium-99				

----- AREA_CODE=j MEDIA=McNairy Groundwater -----

Analyte	Ingestion of fish	Ingestion of venison	Ingestion of rabbit	Ingestion of quail
Aluminum		4.84E-06	8.02E-08	4.73E-09
Arsenic		2.70E-07	4.48E-09	2.64E-10

Table 3.40c Chronic daily intakes for systemic toxicity for biota consumption by an adult recreator (continued)

----- AREA_CODE=j MEDIA=McNairy Groundwater -----
(continued)

Analyte	Ingestion of fish	Ingestion of venison	Ingestion of rabbit	Ingestion of quail
Manganese	3.44E-01	2.39E-06	3.96E-08	2.33E-07
Molybdenum Sulfate	8.96E-04	4.98E-07	8.26E-09	4.87E-07

----- AREA_CODE=j MEDIA=RGA Groundwater -----

Analyte	Ingestion of fish	Ingestion of venison	Ingestion of rabbit	Ingestion of quail
Aluminum		8.06E-06	1.34E-07	7.87E-09
Arsenic		1.36E-08	2.25E-10	1.33E-11
Iron	2.64E-01	1.47E-04	2.44E-06	7.18E-06
Manganese	2.68E-01	1.86E-06	3.09E-08	1.82E-07
Molybdenum Sulfate	3.53E-04	1.96E-07	3.25E-09	1.91E-07
Thallium		4.59E-06	7.60E-08	4.48E-09
Vanadium	2.71E-04	3.77E-07	6.25E-09	3.68E-10

----- AREA_CODE=k MEDIA=Other Groundwater -----

Analyte	Ingestion of fish	Ingestion of venison	Ingestion of rabbit	Ingestion of quail
Aluminum		1.98E-05	3.27E-07	1.93E-08
Ammonia as Nitrogen	6.81E-04	1.61E-10	2.66E-12	
Antimony	1.49E-03	3.31E-09	5.49E-11	3.23E-12
Arsenic		8.56E-09	1.42E-10	8.36E-12
Barium	1.10E-04	3.05E-08	5.05E-10	1.34E-09
Beryllium	1.70E-04	9.43E-09	1.56E-10	9.21E-12
Cadmium	9.11E-04	1.01E-08	1.68E-10	1.98E-08
Chromium	1.54E-03	3.85E-07	6.37E-09	3.76E-10
Cobalt	4.50E-03	8.35E-09	1.38E-10	1.63E-07
Fluoride				
Iron	9.22E+00	5.13E-03	8.49E-05	2.50E-04
Kjeldahl Nitrogen				
Lead	1.31E-02	9.71E-08	1.61E-09	9.48E-11
Manganese	1.34E+00	9.31E-06	1.54E-07	9.09E-07
Mercury	3.08E-05	1.71E-09	2.83E-11	5.01E-12
Nickel	2.76E-03	7.67E-07	1.27E-08	
Nitrate as Nitrogen				
Silica				
Strontium Sulfate Sulfide	1.03E-02	7.65E-06	1.27E-07	7.47E-08
Tetraoxo-sulfate(1-)				
Tin	4.45E-03	8.24E-08	1.37E-09	
Uranium	9.45E-06	1.58E-09	2.61E-11	5.13E-09
Vanadium	3.90E-04	5.42E-07	8.98E-09	5.29E-10
Zinc	2.77E-02	1.54E-05	2.55E-07	1.05E-06
1,1-Dichloroethane	6.58E-05	4.20E-11	6.96E-13	
1,1-Dichloroethene	1.04E-04	6.66E-11	1.10E-12	
1,2-Dichloroethene	3.70E-05	1.14E-11	1.89E-13	
Acetone	5.50E-06	1.14E-12	1.89E-14	
Di-n-butyl phthalate	4.94E-03	1.75E-08	2.90E-10	
Methylene chloride	7.24E-06	3.51E-12	5.81E-14	
Naphthalene	7.29E-04	1.07E-09	1.77E-11	
Phenanthrene	1.05E-03	3.15E-09	5.22E-11	8.22E-10
Trichloroethene	3.63E-04	3.23E-10	5.35E-12	

Table 3.40c Chronic daily intakes for systemic toxicity for biota consumption by an adult recreator (continued)

----- AREA_CODE=k MEDIA=Other Groundwater -----
(continued)

Analyte	Ingestion of fish	Ingestion of venison	Ingestion of rabbit	Ingestion of quail
Vinyl chloride	2.91E-05	1.49E-11	2.47E-13	
cis-1,2-Dichloroethene	4.44E-04	2.99E-10	4.96E-12	
Neptunium-237				
Radium-226				
Radon-222				
Technetium-99				
Thorium-228				
Uranium-234				
Uranium-235				
Uranium-238				

----- AREA_CODE=l MEDIA=McNairy Groundwater -----

Analyte	Ingestion of fish	Ingestion of venison	Ingestion of rabbit	Ingestion of quail
Aluminum		9.11E-07	1.51E-08	8.90E-10
Antimony	2.66E-03	5.93E-09	9.82E-11	5.79E-12
Nitrate as Nitrogen				
Silica				
Tetraoxo-sulfate(1-)				
Thallium		2.41E-05	3.99E-07	2.35E-08
Zinc	3.49E-02	1.94E-05	3.21E-07	1.33E-06
Trichloroethene	4.95E-03	4.41E-09	7.30E-11	
Technetium-99				

----- AREA_CODE=l MEDIA=Other Groundwater -----

Analyte	Ingestion of fish	Ingestion of venison	Ingestion of rabbit	Ingestion of quail
Methylene chloride	8.15E-06	3.95E-12	6.54E-14	

----- AREA_CODE=l MEDIA=RGa Groundwater -----

Analyte	Ingestion of fish	Ingestion of venison	Ingestion of rabbit	Ingestion of quail
Aluminum		3.80E-06	6.30E-08	3.71E-09
Arsenic		1.03E-08	1.71E-10	1.01E-11
Barium	2.67E-04	7.42E-08	1.23E-09	3.26E-09
Beryllium	1.69E-04	9.38E-09	1.55E-10	9.16E-12
Cadmium	5.36E-04	5.96E-09	9.87E-11	1.16E-08
Chromium	3.23E-03	8.08E-07	1.34E-08	7.89E-10
Cobalt	2.20E-03	4.08E-09	6.76E-11	7.97E-08
Fluoride				
Iron	3.01E-01	1.67E-04	2.77E-06	8.17E-06
Lead	4.23E-03	3.13E-08	5.19E-10	3.06E-11
Manganese	4.50E-02	3.13E-07	5.19E-09	3.06E-08
Mercury	8.54E-05	4.75E-09	7.87E-11	1.39E-11
Molybdenum	8.23E-05	4.58E-08	7.58E-10	4.47E-08
Nitrate as Nitrogen				
Selenium		5.98E-07	9.91E-09	5.26E-08
Silica				
Sulfate				
Tetraoxo-sulfate(1-)				
Thallium		4.59E-06	7.60E-08	4.48E-09
Tin	1.97E-01	3.65E-06	6.05E-08	

Table 3.40c Chronic daily intakes for systemic toxicity for biota consumption by an adult recreator (continued)

----- AREA_CODE=1 MEDIA=RGa Groundwater -----
(continued)

Analyte	Ingestion of fish	Ingestion of venison	Ingestion of rabbit	Ingestion of quail
Uranium	1.33E-05	2.23E-09	3.69E-11	7.24E-09
Vanadium	1.27E-04	1.76E-07	2.92E-09	1.72E-10
Zinc	7.81E-03	4.34E-06	7.20E-08	2.97E-07
1,1,2-Trichloroethane	1.11E-05	7.91E-12	1.31E-13	
1,1-Dichloroethene	2.54E-04	1.62E-10	2.69E-12	
1,2-Dichloroethane	2.54E-06	1.38E-12	2.28E-14	
Acetone	1.79E-06	3.71E-13	6.15E-15	
Bis(2-ethylhexyl)phthalate	1.77E-03	6.28E-09	1.04E-10	
Butyl benzyl phthalate	8.87E-04	3.14E-09	5.21E-11	
Carbon tetrachloride	3.60E-03	3.99E-09	6.62E-11	
Chlorobenzene	4.50E-05	4.99E-11	8.27E-13	
Chloroform	7.77E-05	5.54E-11	9.18E-13	
Di-n-butyl phthalate	1.17E-02	4.15E-08	6.87E-10	
Dimethylbenzene	4.09E-02	5.98E-08	9.90E-10	
Ethane				
Ethylbenzene	1.62E-02	2.12E-08	3.51E-10	
Ethylene				
Methylene chloride	2.04E-05	9.86E-12	1.63E-13	
Tetrachloroethene	5.07E-03	5.04E-09	8.35E-11	
Trichloroethene	1.56E-01	1.39E-07	2.30E-09	
Vinyl chloride	8.83E-03	4.52E-09	7.49E-11	
cis-1,2-Dichloroethene	1.06E-02	7.16E-09	1.19E-10	
trans-1,2-Dichloroethene	4.66E-04	1.43E-10	2.38E-12	
Americium-241				
Cesium-137				
Cobalt-60				
Neptunium-237				
Plutonium-239				
Radium-226				
Radon-222				
Technetium-99				
Thorium-230				
Uranium-234				
Uranium-235				
Uranium-235/236				
Uranium-238				

----- AREA_CODE=1 MEDIA=UCRS Groundwater -----

Analyte	Ingestion of fish	Ingestion of venison	Ingestion of rabbit	Ingestion of quail
Aluminum		6.26E-06	1.04E-07	6.11E-09
Ammonia as Nitrogen	1.19E-05	2.82E-12	4.67E-14	
Antimony	7.94E-04	1.77E-09	2.93E-11	1.72E-12
Arsenic		4.50E-08	7.46E-10	4.40E-11
Barium	3.35E-04	9.33E-08	1.55E-09	4.10E-09
Beryllium	4.84E-05	2.69E-09	4.46E-11	2.63E-12
Cadmium	4.48E-04	4.99E-09	8.26E-11	9.74E-09
Chromium	1.96E-03	4.90E-07	8.12E-09	4.78E-10
Cobalt	2.07E-03	3.83E-09	6.35E-11	7.48E-08
Fluoride				
Iron	2.71E-01	1.51E-04	2.50E-06	7.36E-06
Kjeldahl Nitrogen				
Lead	3.97E-03	2.95E-08	4.88E-10	2.88E-11
Manganese	5.97E-02	4.15E-07	6.87E-09	4.05E-08
Mercury	8.54E-05	4.75E-09	7.87E-11	1.39E-11
Molybdenum	2.85E-05	1.58E-08	2.62E-10	1.55E-08
Nickel	3.83E-03	1.07E-06	1.77E-08	
Nitrate as Nitrogen				

Table 3.40c Chronic daily intakes for systemic toxicity for biota consumption by an adult recreator (continued)

----- AREA_CODE=1 MEDIA=UCRS Groundwater -----
(continued)

Analyte	Ingestion of fish	Ingestion of venison	Ingestion of rabbit	Ingestion of quail
Nitrate/Nitrite				
Orthophosphate				
Selenium		4.12E-07	6.82E-09	3.62E-08
Silica				
Strontium	2.20E-02	1.63E-05	2.70E-07	1.59E-07
Sulfate				
Sulfide				
Tetraoxo-sulfate(1-)				
Thallium		3.52E-06	5.83E-08	3.44E-09
Tin	2.22E-02	4.11E-07	6.82E-09	
Uranium	3.34E-05	5.57E-09	9.22E-11	1.81E-08
Vanadium	2.21E-04	3.07E-07	5.08E-09	2.99E-10
Zinc	5.15E-03	2.86E-06	4.74E-08	1.96E-07
1,1-Dichloroethene	7.82E-04	4.99E-10	8.27E-12	
1,2-Dichloroethane	4.63E-06	2.50E-12	4.15E-14	
1,2-Dichloroethene	1.47E-06	4.51E-13	7.47E-15	
2,4-Dimethylphenol	4.13E-05	3.47E-11	5.75E-13	
Benzene	5.16E-05	3.88E-11	6.44E-13	
Bis(2-ethylhexyl)phthalate	8.87E-04	3.14E-09	5.21E-11	
Chloroethane	1.59E-03	8.15E-10	1.35E-11	
Chloroform	9.43E-05	6.73E-11	1.11E-12	
Di-n-butyl phthalate	8.70E-04	3.08E-09	5.10E-11	
Dimethylbenzene	4.59E-02	6.72E-08	1.11E-09	
Ethane				
Ethylbenzene	1.83E-02	2.39E-08	3.96E-10	
Ethylene				
Fluorene	1.46E-03	3.92E-09	6.50E-11	
Isophorone	1.65E-05	9.98E-12	1.65E-13	
Methylene chloride	1.66E-05	8.05E-12	1.33E-13	
Naphthalene	7.61E-04	1.11E-09	1.84E-11	
Phenanthrene	2.04E-03	6.13E-09	1.02E-10	1.60E-09
Trichloroethene	3.73E-01	3.32E-07	5.49E-09	
Vinyl chloride	9.71E-03	4.97E-09	8.23E-11	
cis-1,2-Dichloroethene	2.28E-02	1.54E-08	2.55E-10	
trans-1,2-Dichloroethene	1.94E-04	5.97E-11	9.90E-13	
Americium-241				
Cobalt-60				
Neptunium-237				
Plutonium-239				
Radium-226				
Radon-222				
Technetium-99				
Thorium-228				
Uranium-234				
Uranium-235				
Uranium-235/236				
Uranium-238				

----- AREA_CODE=m MEDIA=McNairy Groundwater -----

Analyte	Ingestion of fish	Ingestion of venison	Ingestion of rabbit	Ingestion of quail
Aluminum		1.56E-06	2.58E-08	1.52E-09
Arsenic		1.79E-08	2.96E-10	1.74E-11
Barium	2.26E-04	6.29E-08	1.04E-09	2.76E-09
Beryllium	1.94E-04	1.08E-08	1.78E-10	1.05E-11
Cadmium	1.05E-03	1.17E-08	1.94E-10	2.29E-08
Chromium	4.70E-03	1.18E-06	1.95E-08	1.15E-09
Cobalt	2.57E-03	4.77E-09	7.90E-11	9.31E-08

Table 3.40c Chronic daily intakes for systemic toxicity for biota consumption by an adult recreator (continued)

----- AREA_CODE=m MEDIA=McNairy Groundwater -----
(continued)

Analyte	Ingestion of fish	Ingestion of venison	Ingestion of rabbit	Ingestion of quail
Fluoride				
Iron	1.71E+00	9.53E-04	1.58E-05	4.65E-05
Manganese	5.46E-02	3.79E-07	6.29E-09	3.71E-08
Mercury	9.76E-05	5.43E-09	9.00E-11	1.59E-11
Molybdenum	1.03E-04	5.72E-08	9.47E-10	5.58E-08
Nickel	1.19E-03	3.32E-07	5.50E-09	
Silica				
Sulfate				
Tetraoxo-sulfate(1-)				
Uranium	5.55E-06	9.26E-10	1.53E-11	3.01E-09
Vanadium	4.26E-04	5.92E-07	9.80E-09	5.78E-10
Zinc	1.12E-02	6.23E-06	1.03E-07	4.26E-07
Trichloroethene	1.69E-05	1.50E-11	2.49E-13	
Neptunium-237				
Plutonium-239				
Radium-226				
Radon-222				
Technetium-99				
Thorium-230				

----- AREA_CODE=m MEDIA=Other Groundwater -----

Analyte	Ingestion of fish	Ingestion of venison	Ingestion of rabbit	Ingestion of quail
Aluminum		8.29E-06	1.37E-07	8.09E-09
Ammonia as Nitrogen	6.81E-04	1.61E-10	2.66E-12	
Antimony	1.02E-03	2.26E-09	3.75E-11	2.21E-12
Arsenic		8.38E-09	1.39E-10	8.18E-12
Barium	1.15E-04	3.21E-08	5.32E-10	1.41E-09
Beryllium	7.77E-05	4.32E-09	7.16E-11	4.22E-12
Cadmium	9.11E-04	1.01E-08	1.68E-10	1.98E-08
Chromium	1.52E-03	3.80E-07	6.29E-09	3.71E-10
Cobalt	5.44E-03	1.01E-08	1.67E-10	1.97E-07
Fluoride				
Iron	2.64E+00	1.47E-03	2.43E-05	7.17E-05
Kjeldahl Nitrogen				
Lead	1.05E-02	7.76E-08	1.29E-09	7.58E-11
Manganese	4.53E-01	3.15E-06	5.22E-08	3.08E-07
Mercury	5.16E-05	2.87E-09	4.75E-11	8.40E-12
Nickel	1.80E-03	5.01E-07	8.30E-09	
Nitrate as Nitrogen				
Silica				
Strontium	1.03E-02	7.65E-06	1.27E-07	7.47E-08
Sulfate				
Sulfide				
Tetraoxo-sulfate(1-)				
Thallium		4.75E-06	7.87E-08	4.64E-09
Tin	4.45E-03	8.24E-08	1.37E-09	
Uranium	7.83E-06	1.31E-09	2.17E-11	4.25E-09
Vanadium	3.10E-04	4.31E-07	7.15E-09	4.21E-10
Zinc	1.30E-02	7.23E-06	1.20E-07	4.94E-07
1,1-Dichloroethane	6.50E-05	4.15E-11	6.88E-13	
1,1-Dichloroethene	1.03E-04	6.58E-11	1.09E-12	
1,2-Dichloroethene	3.70E-05	1.14E-11	1.89E-13	
Acetone	5.50E-06	1.14E-12	1.89E-14	
Di-n-butyl phthalate	4.94E-03	1.75E-08	2.90E-10	
Methylene chloride	7.24E-06	3.51E-12	5.81E-14	
Naphthalene	7.29E-04	1.07E-09	1.77E-11	
Phenanthrene	1.05E-03	3.15E-09	5.22E-11	8.22E-10

Table 3.40c Chronic daily intakes for systemic toxicity for biota consumption by an adult recreator (continued)

----- AREA_CODE=m MEDIA=Other Groundwater -----
 (continued)

Analyte	Ingestion of fish	Ingestion of venison	Ingestion of rabbit	Ingestion of quail
Trichloroethene	2.71E-04	2.41E-10	3.99E-12	
Vinyl chloride	2.91E-05	1.49E-11	2.47E-13	
cis-1,2-Dichloroethene	4.20E-04	2.83E-10	4.69E-12	
Neptunium-237				
Radium-226				
Radon-222				
Technetium-99				
Thorium-228				
Thorium-230				
Uranium-234				
Uranium-235				
Uranium-238				

----- AREA_CODE=m MEDIA=RGa Groundwater -----

Analyte	Ingestion of fish	Ingestion of venison	Ingestion of rabbit	Ingestion of quail
Aluminum		1.86E-06	3.08E-08	1.81E-09
Antimony	2.25E-03	5.00E-09	8.28E-11	4.88E-12
Arsenic		8.33E-09	1.38E-10	8.14E-12
Barium	1.12E-04	3.10E-08	5.14E-10	1.36E-09
Beryllium	2.04E-04	1.13E-08	1.88E-10	1.11E-11
Bicarbonate				
Boron		3.35E-07	5.54E-09	
Cadmium	5.69E-04	6.33E-09	1.05E-10	1.24E-08
Cerium				
Chromium	1.03E-02	2.57E-06	4.26E-08	2.51E-09
Cobalt	2.42E-03	4.49E-09	7.44E-11	8.77E-08
Copper	1.67E-03	4.17E-07	6.92E-09	2.26E-08
Fluoride				
Gallium				
Iron	1.41E-01	7.85E-05	1.30E-06	3.83E-06
Lead	4.35E-03	3.22E-08	5.34E-10	3.15E-11
Lithium		6.33E-07	1.05E-08	
Manganese	1.20E-02	8.37E-08	1.39E-09	8.17E-09
Mercury	3.53E-05	1.96E-09	3.25E-11	5.75E-12
Molybdenum	8.15E-05	4.53E-08	7.51E-10	4.43E-08
Nickel	1.85E-03	5.16E-07	8.54E-09	
Nitrate as Nitrogen				
Selenium		4.02E-07	6.66E-09	3.53E-08
Silica				
Silver	3.25E-05	1.09E-07	1.80E-09	7.06E-08
Sulfate				
Tetraoxo-sulfate(1-)				
Thallium		6.88E-06	1.14E-07	6.72E-09
Thorium				
Titanium		1.73E-06	2.86E-08	
Uranium	3.27E-06	5.46E-10	9.04E-12	1.78E-09
Vanadium	1.80E-04	2.50E-07	4.14E-09	2.44E-10
Zinc	1.60E-02	8.92E-06	1.48E-07	6.10E-07
Zirconium	8.54E-04	1.58E-11	2.62E-13	9.27E-13
1,1-Dichloroethene	7.82E-05	4.99E-11	8.27E-13	
1,2-Dichlorobenzene	3.66E-06	5.66E-12	9.38E-14	
1,2-Dichloroethene	7.56E-07	2.33E-13	3.86E-15	
1,3,5-Trimethylbenzene	3.67E-05	7.91E-11	1.31E-12	
1,4-Dichlorobenzene	3.99E-06	6.16E-12	1.02E-13	
2-Butanone	3.10E-06	8.49E-13	1.41E-14	
4-Bromofluorobenzene				
4-Methyl-2-pentanone	1.24E-05	5.66E-12	9.38E-14	

Table 3.40c Chronic daily intakes for systemic toxicity for biota consumption by an adult recreator (continued)

----- AREA_CODE=m MEDIA=RGa Groundwater -----
(continued)

Analyte	Ingestion of fish	Ingestion of venison	Ingestion of rabbit	Ingestion of quail
Acetone	1.24E-06	2.56E-13	4.23E-15	
Acrylonitrile	2.60E-06	7.04E-13	1.17E-14	
Benzene	6.61E-06	4.98E-12	8.25E-14	
Bis(2-ethylhexyl)phthalate	5.31E-03	1.88E-08	3.11E-10	
Bromomethane	1.37E-06	6.27E-13	1.04E-14	
Carbazole	1.48E-03	2.86E-09	4.74E-11	
Carbon tetrachloride	1.35E-05	1.50E-11	2.48E-13	
Chloroform	1.11E-05	7.91E-12	1.31E-13	
Chloromethane	1.65E-06	6.43E-13	1.07E-14	
Chrysene	2.16E-03	1.19E-08	1.97E-10	
Di-n-butyl phthalate	5.28E-03	1.87E-08	3.10E-10	
Dimethylbenzene	3.24E-04	4.74E-10	7.85E-12	
Ethanol				
Ethylbenzene	3.80E-05	4.98E-11	8.25E-13	
Methylene chloride	5.87E-06	2.84E-12	4.71E-14	
PCB-1254	2.57E-03	1.67E-08	2.77E-10	1.60E-09
Polychlorinated biphenyl	6.08E-04	3.96E-09	6.55E-11	
Tetrachloroethene	3.17E-05	3.15E-11	5.22E-13	
Trichloroethene	6.54E-03	5.81E-09	9.63E-11	
Vinyl chloride	1.94E-06	9.94E-13	1.65E-14	
cis-1,2-Dichloroethene	1.02E-04	6.91E-11	1.15E-12	
m,p-Xylene	2.95E-06	4.31E-12	7.14E-14	
trans-1,2-Dichloroethene	1.94E-06	5.97E-13	9.90E-15	
trans-1,3-Dichloropropene				
Americium-241				
Cesium-137				
Cobalt-60				
Neptunium-237				
Plutonium-239				
Radium-226				
Radon-222				
Technetium-99				
Thorium-230				

----- AREA_CODE=m MEDIA=UCRS Groundwater -----

Analyte	Ingestion of fish	Ingestion of venison	Ingestion of rabbit	Ingestion of quail
Aluminum		7.98E-06	1.32E-07	7.79E-09
Antimony	1.64E-03	3.64E-09	6.03E-11	3.55E-12
Arsenic		1.27E-08	2.10E-10	1.24E-11
Barium	3.20E-04	8.91E-08	1.48E-09	3.91E-09
Cadmium	5.74E-04	6.38E-09	1.06E-10	1.25E-08
Chromium	1.68E-03	4.21E-07	6.97E-09	4.11E-10
Cobalt	2.25E-03	4.17E-09	6.92E-11	8.15E-08
Copper	7.45E-03	1.87E-06	3.09E-08	1.01E-07
Fluoride				
Iron	2.35E-01	1.31E-04	2.17E-06	6.39E-06
Lead	4.39E-03	3.26E-08	5.40E-10	3.18E-11
Manganese	2.33E-02	1.62E-07	2.69E-09	1.58E-08
Mercury	3.27E-05	1.82E-09	3.01E-11	5.33E-12
Nickel	1.76E-03	4.90E-07	8.12E-09	
Nitrate as Nitrogen				
Silica				
Silver	2.93E-05	9.79E-08	1.62E-09	6.37E-08
Sulfate				
Tetraoxo-sulfate(1-)				
Thallium		5.19E-07	8.60E-09	5.07E-10
Uranium	1.81E-04	3.02E-08	5.00E-10	9.81E-08

Table 3.40c Chronic daily intakes for systemic toxicity for biota consumption by an adult recreator (continued)

----- AREA_CODE=m MEDIA=UCRS Groundwater -----
(continued)

Analyte	Ingestion of fish	Ingestion of venison	Ingestion of rabbit	Ingestion of quail
Vanadium	6.46E-04	8.98E-07	1.49E-08	8.77E-10
Zinc	4.61E-02	2.56E-05	4.24E-07	1.75E-06
Benzene	2.09E-05	1.57E-11	2.61E-13	
Bromodichloromethane	5.95E-05	4.48E-11	7.43E-13	
Chloroform	5.96E-05	4.25E-11	7.04E-13	
Dibromochloromethane	1.57E-05	1.25E-11	2.08E-13	
Ethanol				
Methylene chloride	6.92E-06	3.35E-12	5.55E-14	
Trichloroethene	4.19E-05	3.73E-11	6.18E-13	
Cesium-137				
Cobalt-60				
Neptunium-237				
Plutonium-239				
Radium-226				
Radon-222				
Technetium-99				

----- AREA_CODE=n MEDIA=McNairy Groundwater -----

Analyte	Ingestion of fish	Ingestion of venison	Ingestion of rabbit	Ingestion of quail
Aluminum		3.66E-06	6.07E-08	3.58E-09
Antimony	2.33E-03	5.17E-09	8.57E-11	5.05E-12
Arsenic		1.48E-08	2.45E-10	1.45E-11
Barium	2.14E-04	5.96E-08	9.87E-10	2.62E-09
Beryllium	1.95E-04	1.09E-08	1.80E-10	1.06E-11
Cadmium	1.09E-03	1.21E-08	2.00E-10	2.36E-08
Chromium	1.81E-03	4.54E-07	7.52E-09	4.43E-10
Cobalt	2.54E-03	4.72E-09	7.81E-11	9.21E-08
Fluoride				
Iron	5.09E-01	2.83E-04	4.69E-06	1.38E-05
Manganese	4.33E-02	3.01E-07	4.99E-09	2.94E-08
Mercury	6.85E-05	3.81E-09	6.31E-11	1.12E-11
Molybdenum	9.91E-05	5.51E-08	9.13E-10	5.38E-08
Nickel	1.20E-03	3.35E-07	5.54E-09	
Nitrate as Nitrogen				
Silica				
Sulfate				
Tetraoxo-sulfate(1-)				
Thallium		5.63E-06	9.33E-08	5.50E-09
Uranium	4.79E-06	7.99E-10	1.32E-11	2.60E-09
Vanadium	3.37E-04	4.69E-07	7.77E-09	4.58E-10
Zinc	1.81E-02	1.00E-05	1.66E-07	6.87E-07
Trichloroethene	1.86E-03	1.66E-09	2.75E-11	
Neptunium-237				
Plutonium-239				
Radium-226				
Radon-222				
Technetium-99				
Thorium-230				

----- AREA_CODE=n MEDIA=Other Groundwater -----

Analyte	Ingestion of fish	Ingestion of venison	Ingestion of rabbit	Ingestion of quail
Aluminum		8.29E-06	1.37E-07	8.09E-09
Ammonia as Nitrogen	6.81E-04	1.61E-10	2.66E-12	

Table 3.40c Chronic daily intakes for systemic toxicity for biota consumption by an adult recreator (continued)

----- AREA_CODE=n MEDIA=Other Groundwater -----
(continued)

Analyte	Ingestion of fish	Ingestion of venison	Ingestion of rabbit	Ingestion of quail
Antimony	1.02E-03	2.26E-09	3.75E-11	2.21E-12
Arsenic		8.38E-09	1.39E-10	8.18E-12
Barium	1.15E-04	3.21E-08	5.32E-10	1.41E-09
Beryllium	7.77E-05	4.32E-09	7.16E-11	4.22E-12
Cadmium	9.11E-04	1.01E-08	1.68E-10	1.98E-08
Chromium	1.52E-03	3.80E-07	6.29E-09	3.71E-10
Cobalt	5.44E-03	1.01E-08	1.67E-10	1.97E-07
Fluoride				
Iron	2.64E+00	1.47E-03	2.43E-05	7.17E-05
Kjeldahl Nitrogen				
Lead	1.05E-02	7.76E-08	1.29E-09	7.58E-11
Manganese	4.53E-01	3.15E-06	5.22E-08	3.08E-07
Mercury	5.16E-05	2.87E-09	4.75E-11	8.40E-12
Nickel	1.80E-03	5.01E-07	8.30E-09	
Nitrate as Nitrogen				
Silica				
Strontium	1.03E-02	7.65E-06	1.27E-07	7.47E-08
Sulfate				
Sulfide				
Tetraoxo-sulfate(1-)				
Thallium		4.75E-06	7.87E-08	4.64E-09
Tin	4.45E-03	8.24E-08	1.37E-09	
Uranium	7.83E-06	1.31E-09	2.17E-11	4.25E-09
Vanadium	3.10E-04	4.31E-07	7.15E-09	4.21E-10
Zinc	1.30E-02	7.23E-06	1.20E-07	4.94E-07
1,1-Dichloroethane	6.43E-05	4.10E-11	6.80E-13	
1,1-Dichloroethene	1.02E-04	6.50E-11	1.08E-12	
1,2-Dichloroethene	3.14E-05	9.65E-12	1.60E-13	
Acetone	5.50E-06	1.14E-12	1.89E-14	
Di-n-butyl phthalate	4.94E-03	1.75E-08	2.90E-10	
Methylene chloride	6.92E-06	3.35E-12	5.55E-14	
Naphthalene	7.29E-04	1.07E-09	1.77E-11	
Phenanthrene	1.05E-03	3.15E-09	5.22E-11	8.22E-10
Trichloroethene	2.69E-04	2.39E-10	3.96E-12	
Vinyl chloride	2.91E-05	1.49E-11	2.47E-13	
cis-1,2-Dichloroethene	4.20E-04	2.83E-10	4.69E-12	
Neptunium-237				
Radium-226				
Radon-222				
Technetium-99				
Thorium-228				
Thorium-230				
Uranium-234				
Uranium-235				
Uranium-238				

----- AREA_CODE=n MEDIA=RGa Groundwater -----

Analyte	Ingestion of fish	Ingestion of venison	Ingestion of rabbit	Ingestion of quail
Aluminum		2.48E-06	4.11E-08	2.42E-09
Antimony	2.19E-03	4.86E-09	8.06E-11	4.75E-12
Arsenic		9.08E-09	1.51E-10	8.87E-12
Barium	1.12E-04	3.12E-08	5.17E-10	1.37E-09
Beryllium	1.92E-04	1.07E-08	1.77E-10	1.04E-11
Bicarbonate				
Boron		3.35E-07	5.54E-09	
Cadmium	5.41E-04	6.02E-09	9.97E-11	1.17E-08
Cerium				

Table 3.40c Chronic daily intakes for systemic toxicity for biota consumption by an adult recreator (continued)

----- AREA_CODE=n MEDIA=RGa Groundwater ----- (continued)				
Analyte	Ingestion of fish	Ingestion of venison	Ingestion of rabbit	Ingestion of quail
Chromium	6.99E-03	1.75E-06	2.90E-08	1.71E-09
Cobalt	2.34E-03	4.35E-09	7.20E-11	8.49E-08
Copper	1.46E-03	3.65E-07	6.05E-09	1.98E-08
Fluoride				
Gallium				
Iron	1.81E-01	1.01E-04	1.67E-06	4.91E-06
Lead	4.21E-03	3.12E-08	5.17E-10	3.05E-11
Lithium		6.33E-07	1.05E-08	
Manganese	2.47E-02	1.72E-07	2.84E-09	1.68E-08
Mercury	7.98E-05	4.44E-09	7.35E-11	1.30E-11
Molybdenum	8.10E-05	4.51E-08	7.47E-10	4.40E-08
Nickel	1.81E-03	5.02E-07	8.32E-09	
Nitrate as Nitrogen				
Selenium		4.88E-07	8.08E-09	4.29E-08
Silica				
Silver	3.31E-05	1.10E-07	1.83E-09	7.18E-08
Sulfate				
Tetraoxo-sulfate(1-)				
Thallium		6.31E-06	1.04E-07	6.16E-09
Thorium				
Tin	3.41E-02	6.32E-07	1.05E-08	
Titanium		1.73E-06	2.86E-08	
Uranium	7.52E-06	1.25E-09	2.08E-11	4.08E-09
Vanadium	1.66E-04	2.31E-07	3.82E-09	2.25E-10
Zinc	1.37E-02	7.64E-06	1.27E-07	5.22E-07
Zirconium	8.54E-04	1.58E-11	2.62E-13	9.27E-13
1,1,2-Trichloroethane	1.11E-05	7.91E-12	1.31E-13	
1,1-Dichloroethene	2.54E-04	1.62E-10	2.69E-12	
1,2-Dichlorobenzene	3.66E-06	5.66E-12	9.38E-14	
1,2-Dichloroethane	2.54E-06	1.38E-12	2.28E-14	
1,2-Dichloroethene	6.98E-07	2.15E-13	3.56E-15	
1,3,5-Trimethylbenzene	3.67E-05	7.91E-11	1.31E-12	
1,4-Dichlorobenzene	3.99E-06	6.16E-12	1.02E-13	
2-Butanone	2.53E-05	6.94E-12	1.15E-13	
4-Bromofluorobenzene				
4-Methyl-2-pentanone	2.33E-05	1.07E-11	1.77E-13	
Acetone	1.03E-05	2.13E-12	3.53E-14	
Acrylonitrile	2.60E-06	7.04E-13	1.17E-14	
Benzene	6.61E-06	4.98E-12	8.25E-14	
Bis(2-ethylhexyl)phthalate	4.81E-03	1.70E-08	2.82E-10	
Bromomethane	1.37E-06	6.27E-13	1.04E-14	
Butyl benzyl phthalate	8.87E-04	3.14E-09	5.21E-11	
Carbazole	7.48E-04	1.44E-09	2.39E-11	
Carbon tetrachloride	3.60E-03	3.99E-09	6.62E-11	
Chlorobenzene	4.50E-05	4.99E-11	8.27E-13	
Chloroform	7.77E-05	5.54E-11	9.18E-13	
Chloromethane	1.65E-06	6.43E-13	1.07E-14	
Chrysene	2.16E-03	1.19E-08	1.97E-10	
Di-n-butyl phthalate	8.72E-03	3.09E-08	5.12E-10	
Dimethylbenzene	1.75E-02	2.57E-08	4.25E-10	
Ethane				
Ethanol				
Ethylbenzene	7.04E-03	9.22E-09	1.53E-10	
Ethylene				
Methylene chloride	7.16E-05	3.47E-11	5.74E-13	
PCB-1254	2.72E-03	1.77E-08	2.93E-10	1.68E-09
Polychlorinated biphenyl	6.08E-04	3.96E-09	6.55E-11	
Tetrachloroethene	5.07E-03	5.04E-09	8.35E-11	
Trichloroethene	7.50E-02	6.67E-08	1.10E-09	
Vinyl chloride	3.40E-03	1.74E-09	2.88E-11	
cis-1,2-Dichloroethene	4.32E-03	2.91E-09	4.83E-11	

Table 3.40c Chronic daily intakes for systemic toxicity for biota consumption by an adult recreator (continued)

----- AREA_CODE=n MEDIA=RGA Groundwater -----
(continued)

Analyte	Ingestion of fish	Ingestion of venison	Ingestion of rabbit	Ingestion of quail
m,p-Xylene	5.24E-06	7.67E-12	1.27E-13	
trans-1,2-Dichloroethene	3.45E-04	1.06E-10	1.76E-12	
trans-1,3-Dichloropropene				
Americium-241				
Cesium-137				
Cobalt-60				
Neptunium-237				
Plutonium-239				
Radium-226				
Radon-222				
Technetium-99				
Thorium-230				
Uranium-234				
Uranium-235				
Uranium-235/236				
Uranium-238				

----- AREA_CODE=n MEDIA=UCRS Groundwater -----

Analyte	Ingestion of fish	Ingestion of venison	Ingestion of rabbit	Ingestion of quail
Aluminum		6.18E-06	1.02E-07	6.03E-09
Ammonia as Nitrogen	1.19E-05	2.82E-12	4.67E-14	
Antimony	1.41E-03	3.15E-09	5.21E-11	3.07E-12
Arsenic		3.84E-08	6.36E-10	3.75E-11
Barium	3.16E-04	8.80E-08	1.46E-09	3.87E-09
Beryllium	4.84E-05	2.69E-09	4.46E-11	2.63E-12
Cadmium	4.57E-04	5.08E-09	8.41E-11	9.92E-09
Chromium	1.88E-03	4.71E-07	7.80E-09	4.60E-10
Cobalt	2.10E-03	3.88E-09	6.44E-11	7.59E-08
Copper	2.76E-03	6.91E-07	1.14E-08	3.75E-08
Fluoride				
Iron	2.38E-01	1.32E-04	2.19E-06	6.46E-06
Kjeldahl Nitrogen				
Lead	4.12E-03	3.05E-08	5.06E-10	2.98E-11
Manganese	9.01E-02	6.26E-07	1.04E-08	6.12E-08
Mercury	1.42E-04	7.91E-09	1.31E-10	2.32E-11
Molybdenum	2.85E-05	1.58E-08	2.62E-10	1.55E-08
Nickel	3.06E-03	8.51E-07	1.41E-08	
Nitrate as Nitrogen				
Nitrate/Nitrite				
Orthophosphate				
Selenium		4.08E-07	6.76E-09	3.59E-08
Silica				
Silver	3.00E-05	1.00E-07	1.66E-09	6.51E-08
Strontium	2.20E-02	1.63E-05	2.70E-07	1.59E-07
Sulfate				
Sulfide				
Tetraoxo-sulfate(1-)				
Thallium		3.29E-06	5.45E-08	3.21E-09
Tin	2.22E-02	4.11E-07	6.82E-09	
Uranium	6.83E-05	1.14E-08	1.89E-10	3.71E-08
Vanadium	2.29E-04	3.18E-07	5.27E-09	3.11E-10
Zinc	1.49E-02	8.31E-06	1.38E-07	5.68E-07
1,1-Dichloroethene	7.82E-04	4.99E-10	8.27E-12	
1,2-Dichloroethane	4.63E-06	2.50E-12	4.15E-14	
1,2-Dichloroethene	2.37E-06	7.30E-13	1.21E-14	
2,4-Dimethylphenol	4.13E-05	3.47E-11	5.75E-13	
Benzene	5.16E-05	3.88E-11	6.44E-13	

Table 3.40c Chronic daily intakes for systemic toxicity for biota consumption by an adult recreator (continued)

----- AREA_CODE=n MEDIA=UCRS Groundwater -----				
(continued)				
Analyte	Ingestion of fish	Ingestion of venison	Ingestion of rabbit	Ingestion of quail
Bis(2-ethylhexyl)phthalate	8.87E-04	3.14E-09	5.21E-11	
Bromodichloromethane	5.95E-05	4.48E-11	7.43E-13	
Chloroethane	1.34E-04	6.87E-11	1.14E-12	
Chloroform	1.33E-04	9.49E-11	1.57E-12	
Di-n-butyl phthalate	8.70E-04	3.08E-09	5.10E-11	
Dibromochloromethane	1.57E-05	1.25E-11	2.08E-13	
Dimethylbenzene	3.23E-02	4.73E-08	7.83E-10	
Ethane				
Ethanol				
Ethylbenzene	1.29E-02	1.69E-08	2.80E-10	
Ethylene				
Fluorene	1.46E-03	3.92E-09	6.50E-11	
Isophorone	1.65E-05	9.98E-12	1.65E-13	
Methylene chloride	7.33E-06	3.55E-12	5.88E-14	
Naphthalene	7.61E-04	1.11E-09	1.84E-11	
Phenanthrene	2.04E-03	6.13E-09	1.02E-10	1.60E-09
Trichloroethene	2.81E-01	2.50E-07	4.15E-09	
Vinyl chloride	9.71E-03	4.97E-09	8.23E-11	
cis-1,2-Dichloroethene	1.79E-02	1.21E-08	2.00E-10	
trans-1,2-Dichloroethene	1.94E-04	5.97E-11	9.90E-13	
Americium-241				
Cesium-137				
Cobalt-60				
Neptunium-237				
Plutonium-239				
Radium-226				
Radon-222				
Technetium-99				
Thorium-228				
Uranium-234				
Uranium-235				
Uranium-235/236				
Uranium-238				

Table 3.41a Chronic daily intakes for excess lifetime cancer risk for direct contact exposures by a child recreator

----- AREA_CODE=a MEDIA=RGa Groundwater -----

Analyte	Dermal contact while swimming	Dermal contact while wading	Direct ingestion
Aluminum	1.37E-05	2.21E-05	9.52E-05
Arsenic	4.85E-08	7.82E-08	3.37E-07
Barium	1.87E-06	3.01E-06	1.30E-05
Chromium	6.06E-07	9.77E-07	4.21E-06
Fluoride	4.20E-06	6.77E-06	2.92E-05
Iron	2.99E-05	4.81E-05	2.07E-04
Manganese	2.15E-06	3.47E-06	1.50E-05
Tetraoxo-sulfate(1-)			2.05E-03
Thallium	3.25E-06	5.23E-06	2.25E-05
Vanadium	2.03E-06	3.26E-06	1.41E-05
Zinc	2.51E-07	4.04E-07	1.74E-06
1,1-Dichloroethene	2.91E-06	4.70E-06	2.27E-06
Carbon tetrachloride	4.21E-05	6.79E-05	1.33E-05
Chloroform	2.43E-07	3.91E-07	1.89E-07
Tetrachloroethene	1.16E-03	1.87E-03	2.18E-05
Trichloroethene	1.00E-01	1.62E-01	4.36E-02
cis-1,2-Dichloroethene	1.40E-05	2.25E-05	9.69E-06
trans-1,2-Dichloroethene	2.20E-06	3.54E-06	1.43E-05
Cesium-137			4.53E+02
Neptunium-237			2.16E+02
Technetium-99			2.78E+04
Thorium-230			3.05E+01

----- AREA_CODE=a MEDIA=UCRS Groundwater -----

Analyte	Dermal contact while swimming	Dermal contact while wading	Direct ingestion
Aluminum	3.10E-05	5.00E-05	2.16E-04
Antimony	3.81E-07	6.13E-07	2.64E-06
Arsenic	3.78E-08	6.09E-08	2.62E-07
Barium	6.52E-07	1.05E-06	4.53E-06
Beryllium	7.59E-09	1.22E-08	5.27E-08
Chromium	1.94E-07	3.12E-07	1.35E-06
Cobalt	2.73E-08	4.40E-08	1.89E-07
Iron	4.59E-05	7.40E-05	3.19E-04
Lead	9.41E-07	1.52E-06	6.54E-06
Manganese	7.84E-07	1.26E-06	5.45E-06
Nickel	1.24E-06	1.99E-06	8.59E-06
Silica			2.12E-03
Tetraoxo-sulfate(1-)			5.91E-03
Uranium	2.18E-07	3.52E-07	1.52E-06
Vanadium	1.30E-06	2.10E-06	9.03E-06
Zinc	2.72E-07	4.38E-07	1.89E-06
1,1-Dichloroethene	1.94E-07	3.13E-07	1.52E-07
Bis(2-ethylhexyl)phthalate	3.19E-07	5.15E-07	9.47E-08
Chloroform	1.58E-06	2.54E-06	1.23E-06
Trichloroethene	1.81E-02	2.92E-02	7.86E-03
cis-1,2-Dichloroethene	1.77E-05	2.86E-05	1.23E-05
trans-1,2-Dichloroethene	6.31E-07	1.02E-06	4.09E-06
Neptunium-237			3.16E+01
Radon-222			1.62E+04
Technetium-99			2.53E+03

Table 3.41a Chronic daily intakes for excess lifetime cancer risk for direct contact exposures by a child recreator
(continued)

----- AREA_CODE=b MEDIA=McNairy Groundwater -----

Analyte	Dermal contact while swimming	Dermal contact while wading	Direct ingestion
Aluminum	1.15E-05	1.85E-05	7.98E-05
Antimony	1.46E-06	2.35E-06	1.01E-05
Nitrate as Nitrogen	9.46E-06	1.53E-05	6.57E-05
Silica			7.59E-04
Tetraoxo-sulfate(1-)			9.35E-04
Trichloroethene	1.31E-04	2.11E-04	5.68E-05
Technetium-99			4.42E+03

----- AREA_CODE=b MEDIA=RGa Groundwater -----

Analyte	Dermal contact while swimming	Dermal contact while wading	Direct ingestion
Aluminum	2.08E-05	3.35E-05	1.44E-04
Arsenic	4.56E-08	7.35E-08	3.17E-07
Barium	2.97E-06	4.78E-06	2.06E-05
Beryllium	8.78E-08	1.41E-07	6.09E-07
Cadmium	1.18E-07	1.91E-07	8.21E-07
Chromium	4.66E-07	7.52E-07	3.24E-06
Cobalt	3.62E-07	5.83E-07	2.51E-06
Fluoride	2.13E-06	3.43E-06	1.48E-05
Iron	6.95E-05	1.12E-04	4.83E-04
Lead	5.64E-07	9.09E-07	3.92E-06
Manganese	5.44E-06	8.76E-06	3.77E-05
Mercury	4.09E-09	6.60E-09	2.84E-08
Nitrate as Nitrogen	2.26E-05	3.64E-05	1.57E-04
Selenium	5.74E-08	9.25E-08	3.98E-07
Silica			9.66E-04
Sulfate	1.21E-04	1.96E-04	8.43E-04
Tetraoxo-sulfate(1-)			7.04E-04
Tin	2.05E-06	3.31E-06	1.43E-05
Uranium	8.55E-08	1.38E-07	5.94E-07
Vanadium	5.46E-07	8.80E-07	3.79E-06
Zinc	3.75E-07	6.04E-07	2.60E-06
1,1,2-Trichloroethane	2.29E-07	3.69E-07	1.89E-07
1,1-Dichloroethene	1.58E-07	2.54E-07	1.23E-07
1,2-Dichloroethane	7.95E-08	1.28E-07	1.04E-07
Acetone	1.47E-07	2.36E-07	1.79E-06
Carbon tetrachloride	4.80E-06	7.74E-06	1.52E-06
Chlorobenzene	1.12E-06	1.80E-06	1.89E-07
Chloroform	1.70E-06	2.74E-06	1.33E-06
Di-n-butyl phthalate	1.26E-05	2.02E-05	7.58E-07
Ethane			7.97E-06
Ethylene			5.74E-05
Methylene chloride	1.37E-07	2.20E-07	2.11E-07
Tetrachloroethene	1.62E-03	2.60E-03	3.03E-05
Trichloroethene	5.32E-04	8.58E-04	2.31E-04
Vinyl chloride	1.13E-04	1.82E-04	1.07E-04
cis-1,2-Dichloroethene	8.90E-05	1.43E-04	6.18E-05
Americium-241			2.39E+01
Cesium-137			2.81E+01
Cobalt-60			4.02E+01
Plutonium-239			2.02E+00
Radium-226			2.34E+03
Radon-222			8.48E+03
Technetium-99			1.45E+04
Thorium-230			2.40E+01

Table 3.41a Chronic daily intakes for excess lifetime cancer risk for direct contact exposures by a child recreator
(continued)

----- AREA_CODE=b MEDIA=RGa Groundwater -----
(continued)

Analyte	Dermal contact while swimming	Dermal contact while wading	Direct ingestion
Uranium-234			1.17E+02
Uranium-235			1.53E+01
Uranium-235/236			4.57E+00
Uranium-238			1.22E+03

----- AREA_CODE=b MEDIA=UCRS Groundwater -----

Analyte	Dermal contact while swimming	Dermal contact while wading	Direct ingestion
Aluminum	3.42E-05	5.51E-05	2.38E-04
Arsenic	2.48E-07	3.99E-07	1.72E-06
Barium	2.38E-06	3.84E-06	1.66E-05
Beryllium	5.46E-09	8.80E-09	3.79E-08
Cadmium	8.73E-08	1.41E-07	6.06E-07
Chromium	5.09E-07	8.20E-07	3.53E-06
Cobalt	1.02E-07	1.65E-07	7.11E-07
Fluoride	3.53E-06	5.69E-06	2.45E-05
Iron	4.48E-05	7.22E-05	3.11E-04
Lead	2.46E-08	3.96E-08	1.71E-07
Manganese	3.46E-06	5.58E-06	2.40E-05
Mercury	4.09E-09	6.60E-09	2.84E-08
Molybdenum	1.36E-07	2.20E-07	9.47E-07
Nickel	4.26E-06	6.87E-06	2.96E-05
Nitrate as Nitrogen	8.87E-06	1.43E-05	6.16E-05
Selenium	3.57E-08	5.75E-08	2.48E-07
Silica			1.93E-03
Sulfate	2.10E-03	3.38E-03	1.46E-02
Tetraoxo-sulfate(1-)			9.48E-03
Thallium	3.13E-07	5.04E-07	2.17E-06
Tin	3.55E-07	5.72E-07	2.46E-06
Uranium	1.03E-07	1.66E-07	7.16E-07
Vanadium	1.33E-06	2.15E-06	9.26E-06
Zinc	2.64E-07	4.25E-07	1.83E-06
1,1-Dichloroethene	3.15E-07	5.08E-07	2.46E-07
1,2-Dichloroethene	1.22E-07	1.97E-07	7.94E-07
2,4-Dimethylphenol	4.29E-06	6.91E-06	2.71E-07
Benzene	2.23E-06	3.60E-06	7.39E-07
Chloroethane	2.32E-05	3.74E-05	2.02E-05
Di-n-butyl phthalate	8.95E-07	1.44E-06	5.40E-08
Dimethylbenzene	9.30E-06	1.50E-05	6.82E-07
Ethane			1.42E-05
Ethylbenzene	8.78E-07	1.42E-06	8.24E-08
Ethylene			2.01E-04
Isophorone	2.57E-07	4.14E-07	4.05E-07
Trichloroethene	6.21E-03	1.00E-02	2.70E-03
Vinyl chloride	8.95E-06	1.44E-05	8.51E-06
cis-1,2-Dichloroethene	1.53E-04	2.46E-04	1.06E-04
trans-1,2-Dichloroethene	7.45E-08	1.20E-07	4.83E-07
Americium-241			1.19E+01
Cobalt-60			4.21E+01
Neptunium-237			4.11E+00
Plutonium-239			9.54E+00
Radium-226			1.61E+01
Radon-222			3.65E+04
Technetium-99			8.09E+03

Table 3.41a Chronic daily intakes for excess lifetime cancer risk for direct contact exposures by a child recreator
(continued)

----- AREA_CODE=b MEDIA=UCRS Groundwater -----
(continued)

Analyte	Dermal contact while swimming	Dermal contact while wading	Direct ingestion
Uranium-234			1.44E+02
Uranium-235			2.32E+01
Uranium-235/236			2.81E+00
Uranium-238			1.22E+03

----- AREA_CODE=c MEDIA=RGa Groundwater -----

Analyte	Dermal contact while swimming	Dermal contact while wading	Direct ingestion
Aluminum	5.11E-05	8.24E-05	3.55E-04
Barium	1.57E-06	2.54E-06	1.09E-05
Chromium	2.85E-06	4.59E-06	1.98E-05
Iron	9.21E-05	1.48E-04	6.39E-04
Manganese	4.10E-06	6.61E-06	2.85E-05
Molybdenum	5.06E-07	8.16E-07	3.52E-06
Silica			1.17E-03
Sulfate	2.40E-04	3.87E-04	1.67E-03
Tetraoxo-sulfate(1-)			1.76E-03
Zinc	4.56E-07	7.34E-07	3.16E-06
1,1-Dichloroethene	1.12E-06	1.80E-06	8.70E-07
Chloroform	6.07E-07	9.79E-07	4.74E-07
Trichloroethene	9.11E-05	1.47E-04	3.95E-05
cis-1,2-Dichloroethene	8.44E-07	1.36E-06	5.86E-07
Radon-222			5.09E+04
Technetium-99			7.96E+03

----- AREA_CODE=c MEDIA=UCRS Groundwater -----

Analyte	Dermal contact while swimming	Dermal contact while wading	Direct ingestion
Aluminum	2.50E-05	4.02E-05	1.73E-04
Barium	9.03E-07	1.46E-06	6.27E-06
Iron	2.59E-05	4.18E-05	1.80E-04
Manganese	1.79E-06	2.89E-06	1.24E-05
Silica			2.61E-03
Tetraoxo-sulfate(1-)			5.60E-03
Vanadium	4.54E-07	7.31E-07	3.15E-06
Zinc	3.09E-07	4.98E-07	2.15E-06
Benzene	2.87E-07	4.62E-07	9.47E-08
Chloroform	1.46E-06	2.35E-06	1.14E-06
Trichloroethene	6.05E-07	9.75E-07	2.62E-07
Technetium-99			2.07E+03

Table 3.41a Chronic daily intakes for excess lifetime cancer risk for direct contact exposures by a child recreator
(continued)

----- AREA_CODE=d MEDIA=McNairy Groundwater -----			
Analyte	Dermal contact while swimming	Dermal contact while wading	Direct ingestion
Silica			1.46E-03
Tetraoxo-sulfate(1-)			1.33E-03
Thallium	4.56E-06	7.35E-06	3.17E-05
Zinc	1.90E-06	3.05E-06	1.32E-05
Trichloroethene	3.66E-07	5.90E-07	1.59E-07
----- AREA_CODE=d MEDIA=Other Groundwater -----			
Analyte	Dermal contact while swimming	Dermal contact while wading	Direct ingestion
Methylene chloride	3.07E-07	4.95E-07	4.74E-07
----- AREA_CODE=d MEDIA=RGa Groundwater -----			
Analyte	Dermal contact while swimming	Dermal contact while wading	Direct ingestion
Aluminum	1.70E-05	2.74E-05	1.18E-04
Arsenic	5.43E-08	8.75E-08	3.77E-07
Barium	3.39E-06	5.47E-06	2.36E-05
Chromium	4.78E-07	7.71E-07	3.32E-06
Cobalt	3.23E-07	5.21E-07	2.24E-06
Fluoride	2.19E-06	3.52E-06	1.52E-05
Iron	2.77E-05	4.47E-05	1.93E-04
Lead	9.18E-07	1.48E-06	6.38E-06
Manganese	1.59E-05	2.56E-05	1.10E-04
Silica			1.12E-03
Tetraoxo-sulfate(1-)			7.66E-04
Tin	1.09E-05	1.76E-05	7.58E-05
Uranium	3.08E-08	4.97E-08	2.14E-07
Vanadium	8.59E-07	1.38E-06	5.96E-06
Zinc	2.84E-07	4.58E-07	1.97E-06
Bis(2-ethylhexyl)phthalate	6.38E-07	1.03E-06	1.89E-07
Butyl benzyl phthalate	9.74E-07	1.57E-06	9.47E-08
Di-n-butyl phthalate	1.15E-05	1.85E-05	6.93E-07
Dimethylbenzene	1.04E-04	1.67E-04	7.62E-06
Ethylbenzene	4.00E-05	6.44E-05	3.75E-06
Methylene chloride	2.54E-06	4.09E-06	3.91E-06
Tetrachloroethene	2.52E-05	4.07E-05	4.74E-07
Trichloroethene	1.87E-04	3.01E-04	8.10E-05
cis-1,2-Dichloroethene	3.96E-06	6.38E-06	2.75E-06
Americium-241			1.76E+01
Cesium-137			7.26E+02
Cobalt-60			7.02E+00
Plutonium-239			1.29E+00
Radium-226			2.81E+01
Radon-222			2.64E+04
Technetium-99			7.34E+02
Uranium-234			4.00E+01
Uranium-238			5.55E+01

Table 3.41a Chronic daily intakes for excess lifetime cancer risk for direct contact exposures by a child recreator
(continued)

----- AREA_CODE=d MEDIA=UCRS Groundwater -----

Analyte	Dermal contact while swimming	Dermal contact while wading	Direct ingestion
Aluminum	6.39E-05	1.03E-04	4.44E-04
Ammonia as Nitrogen	1.46E-06	2.35E-06	6.75E-06
Antimony	3.51E-07	5.65E-07	2.43E-06
Arsenic	5.02E-08	8.09E-08	3.49E-07
Barium	3.48E-06	5.60E-06	2.41E-05
Beryllium	2.32E-08	3.74E-08	1.61E-07
Cadmium	1.64E-07	2.64E-07	1.14E-06
Chromium	3.84E-07	6.20E-07	2.67E-06
Cobalt	3.31E-07	5.34E-07	2.30E-06
Fluoride	3.01E-06	4.85E-06	2.09E-05
Iron	1.03E-03	1.66E-03	7.14E-03
Kjeldahl Nitrogen			4.66E-04
Lead	4.71E-07	7.59E-07	3.27E-06
Manganese	3.68E-04	5.94E-04	2.56E-03
Mercury	1.43E-09	2.31E-09	9.93E-09
Nickel	4.68E-07	7.54E-07	3.25E-06
Nitrate as Nitrogen	2.53E-05	4.08E-05	1.76E-04
Nitrate/Nitrite	5.37E-05	8.66E-05	3.73E-04
Orthophosphate			7.88E-06
Selenium	4.53E-08	7.30E-08	3.15E-07
Silica			1.24E-03
Strontium	1.76E-05	2.83E-05	1.22E-04
Sulfate	3.71E-04	5.98E-04	2.58E-03
Sulfide			2.55E-03
Tetraoxo-sulfate(1-)			9.84E-03
Uranium	4.65E-07	7.49E-07	3.23E-06
Vanadium	2.62E-06	4.22E-06	1.82E-05
Zinc	3.00E-07	4.84E-07	2.08E-06
1,1-Dichloroethene	1.83E-06	2.94E-06	1.43E-06
1,2-Dichloroethane	1.45E-07	2.33E-07	1.89E-07
1,2-Dichloroethene	3.65E-08	5.88E-08	2.37E-07
Benzene	1.43E-06	2.31E-06	4.74E-07
Dimethylbenzene	1.79E-04	2.89E-04	1.32E-05
Ethylbenzene	9.98E-05	1.61E-04	9.37E-06
Fluorene	1.53E-05	2.47E-05	4.33E-07
Methylene chloride	3.73E-07	6.00E-07	5.75E-07
Naphthalene	6.85E-06	1.10E-05	6.89E-07
Phenanthrene	1.63E-05	2.63E-05	4.19E-07
Trichloroethene	1.09E-03	1.76E-03	4.73E-04
cis-1,2-Dichloroethene	1.01E-06	1.62E-06	6.98E-07
Neptunium-237			8.32E+01
Radon-222			1.59E+04
Technetium-99			4.18E+03
Thorium-228			2.25E+01
Uranium-234			4.21E+02
Uranium-235			4.28E+01
Uranium-238			9.38E+02

----- AREA_CODE=e MEDIA=McNairy Groundwater -----

Analyte	Dermal contact while swimming	Dermal contact while wading	Direct ingestion
Aluminum	1.21E-05	1.95E-05	8.41E-05
Arsenic	1.98E-07	3.19E-07	1.37E-06
Barium	3.80E-06	6.13E-06	2.64E-05
Beryllium	1.39E-07	2.25E-07	9.67E-07

Table 3.41a Chronic daily intakes for excess lifetime cancer risk for direct contact exposures by a child recreator
(continued)

----- AREA_CODE=e MEDIA=McNairy Groundwater -----
(continued)

Analyte	Dermal contact while swimming	Dermal contact while wading	Direct ingestion
Cadmium	2.87E-07	4.62E-07	1.99E-06
Chromium	1.67E-06	2.69E-06	1.16E-05
Cobalt	5.29E-07	8.52E-07	3.67E-06
Fluoride	4.17E-06	6.72E-06	2.90E-05
Iron	2.04E-04	3.29E-04	1.42E-03
Manganese	6.86E-06	1.11E-05	4.77E-05
Nickel	7.20E-07	1.16E-06	5.00E-06
Silica			1.96E-03
Sulfate	1.59E-02	2.57E-02	1.11E-01
Tetraoxo-sulfate(1-)			8.36E-04
Uranium	6.78E-08	1.09E-07	4.71E-07
Vanadium	6.18E-06	9.96E-06	4.29E-05
Zinc	2.21E-06	3.55E-06	1.53E-05
Trichloroethene	4.05E-07	6.52E-07	1.76E-07
Radon-222			9.72E+03
Technetium-99			2.84E+02

----- AREA_CODE=e MEDIA=RGa Groundwater -----

Analyte	Dermal contact while swimming	Dermal contact while wading	Direct ingestion
Aluminum	8.64E-06	1.39E-05	6.00E-05
Arsenic	3.43E-08	5.53E-08	2.38E-07
Barium	2.53E-06	4.08E-06	1.76E-05
Beryllium	8.16E-08	1.31E-07	5.66E-07
Cadmium	2.20E-07	3.55E-07	1.53E-06
Cobalt	3.62E-07	5.83E-07	2.51E-06
Copper	5.25E-07	8.47E-07	3.65E-06
Fluoride	2.16E-06	3.47E-06	1.50E-05
Iron	3.84E-05	6.19E-05	2.67E-04
Manganese	9.09E-07	1.47E-06	6.32E-06
Molybdenum	4.01E-07	6.47E-07	2.79E-06
Silica			8.32E-04
Silver	4.92E-07	7.94E-07	3.42E-06
Sulfate	5.34E-04	8.60E-04	3.71E-03
Tetraoxo-sulfate(1-)			8.42E-04
Thallium	1.17E-06	1.88E-06	8.10E-06
Uranium	1.76E-08	2.84E-08	1.23E-07
Vanadium	1.11E-06	1.79E-06	7.73E-06
Zinc	4.84E-07	7.80E-07	3.36E-06
2-Butanone	2.53E-06	4.07E-06	1.61E-05
Dimethylbenzene	7.75E-06	1.25E-05	5.68E-07
Trichloroethene	3.04E-04	4.91E-04	1.32E-04
trans-1,2-Dichloroethene	7.30E-08	1.18E-07	4.74E-07
Cobalt-60			2.81E+01
Radon-222			1.41E+04
Technetium-99			1.62E+04
Thorium-230			2.40E+01

Table 3.41a Chronic daily intakes for excess lifetime cancer risk for direct contact exposures by a child recreator
(continued)

----- AREA_CODE=e MEDIA=UCRS Groundwater -----

Analyte	Dermal contact while swimming	Dermal contact while wading	Direct ingestion
Aluminum	5.79E-05	9.34E-05	4.02E-04
Arsenic	4.44E-08	7.15E-08	3.08E-07
Barium	6.04E-06	9.73E-06	4.19E-05
Chromium	6.23E-07	1.00E-06	4.33E-06
Fluoride	7.34E-06	1.18E-05	5.10E-05
Iron	6.16E-05	9.93E-05	4.28E-04
Manganese	8.45E-07	1.36E-06	5.87E-06
Nickel	2.21E-06	3.56E-06	1.53E-05
Silica			1.80E-03
Sulfate	4.67E-04	7.52E-04	3.24E-03
Tetraoxo-sulfate(1-)			1.65E-03
Vanadium	6.31E-06	1.02E-05	4.38E-05
Zinc	1.42E-06	2.28E-06	9.84E-06
Trichloroethene	2.86E-07	4.61E-07	1.24E-07
Radon-222			5.79E+03

----- AREA_CODE=f MEDIA=McNairy Groundwater -----

Analyte	Dermal contact while swimming	Dermal contact while wading	Direct ingestion
Barium	2.37E-06	3.82E-06	1.65E-05
Tetraoxo-sulfate(1-)			3.69E-04
Zinc	1.58E-06	2.54E-06	1.09E-05

----- AREA_CODE=f MEDIA=RGa Groundwater -----

Analyte	Dermal contact while swimming	Dermal contact while wading	Direct ingestion
Aluminum	7.31E-06	1.18E-05	5.08E-05
Arsenic	3.55E-08	5.72E-08	2.46E-07
Barium	3.86E-06	6.23E-06	2.68E-05
Cadmium	3.97E-07	6.40E-07	2.76E-06
Chromium	1.14E-06	1.83E-06	7.90E-06
Copper	4.04E-07	6.51E-07	2.81E-06
Iron	1.77E-05	2.85E-05	1.23E-04
Manganese	9.77E-07	1.57E-06	6.79E-06
Silica			9.65E-04
Sulfate	2.61E-04	4.20E-04	1.81E-03
Tetraoxo-sulfate(1-)			3.80E-03
Vanadium	1.00E-06	1.61E-06	6.95E-06
Zinc	2.46E-07	3.96E-07	1.71E-06
1,1-Dichloroethene	6.87E-07	1.11E-06	5.36E-07
1,2-Dichloroethene	2.04E-07	3.29E-07	1.33E-06
Bis(2-ethylhexyl)phthalate	8.94E-06	1.44E-05	2.65E-06
Carbon tetrachloride	1.80E-07	2.90E-07	5.68E-08
Trichloroethene	1.65E-04	2.65E-04	7.15E-05
cis-1,2-Dichloroethene	1.02E-06	1.65E-06	7.10E-07
Plutonium-239			4.17E+00
Radon-222			1.85E+04
Technetium-99			4.16E+02

Table 3.41a Chronic daily intakes for excess lifetime cancer risk for direct contact exposures by a child recreator
(continued)

----- AREA_CODE=f MEDIA=UCRS Groundwater -----

Analyte	Dermal contact while swimming	Dermal contact while wading	Direct ingestion
Aluminum	9.40E-05	1.52E-04	6.53E-04
Barium	1.65E-06	2.66E-06	1.15E-05
Iron	5.57E-05	8.98E-05	3.87E-04
Manganese	1.05E-06	1.69E-06	7.29E-06
Silica			2.43E-03
Tetraoxo-sulfate(1-)			2.86E-03
Vanadium	6.07E-07	9.78E-07	4.21E-06
Zinc	8.51E-07	1.37E-06	5.91E-06
Trichloroethene	2.97E-07	4.79E-07	1.29E-07
Radon-222			1.65E+04
Technetium-99			1.27E+03

----- AREA_CODE=g MEDIA=McNairy Groundwater -----

Analyte	Dermal contact while swimming	Dermal contact while wading	Direct ingestion
Arsenic	3.41E-08	5.50E-08	2.37E-07
Mercury	1.37E-08	2.21E-08	9.51E-08
Silica			1.13E-03
Tetraoxo-sulfate(1-)			7.18E-04
Neptunium-237			1.12E+01
Plutonium-239			3.53E+00
Radium-226			3.19E+01

----- AREA_CODE=g MEDIA=RGa Groundwater -----

Analyte	Dermal contact while swimming	Dermal contact while wading	Direct ingestion
Aluminum	2.05E-05	3.31E-05	1.42E-04
Arsenic	3.42E-08	5.51E-08	2.38E-07
Cadmium	1.64E-07	2.64E-07	1.14E-06
Chromium	1.10E-06	1.77E-06	7.62E-06
Iron	4.08E-05	6.57E-05	2.83E-04
Lead	9.12E-07	1.47E-06	6.33E-06
Manganese	7.97E-07	1.28E-06	5.53E-06
Nickel	1.79E-06	2.88E-06	1.24E-05
Silica			9.80E-04
Tetraoxo-sulfate(1-)			4.27E-04
Zinc	7.40E-07	1.19E-06	5.14E-06
Trichloroethene	2.18E-07	3.52E-07	9.47E-08
Neptunium-237			7.57E+00
Radium-226			1.25E+01
Radon-222			2.21E+04
Technetium-99			8.04E+02
Thorium-230			1.99E+01

Table 3.41a Chronic daily intakes for excess lifetime cancer risk for direct contact exposures by a child recreator
(continued)

----- AREA_CODE=g MEDIA=UCRS Groundwater -----

Analyte	Dermal contact while swimming	Dermal contact while wading	Direct ingestion
Aluminum	1.27E-05	2.05E-05	8.83E-05
Chromium	1.23E-06	1.98E-06	8.51E-06
Manganese	8.02E-06	1.29E-05	5.57E-05
Nitrate as Nitrogen	3.93E-05	6.34E-05	2.73E-04
Silica			1.27E-03
Tetraoxo-sulfate(1-)			7.65E-03
Vanadium	1.39E-06	2.24E-06	9.64E-06
Zinc	4.52E-07	7.28E-07	3.14E-06
Neptunium-237			3.34E+00
Plutonium-239			2.95E+00
Radium-226			3.54E+01
Radon-222			2.14E+04
Technetium-99			8.74E+02

----- AREA_CODE=h MEDIA=McNairy Groundwater -----

Analyte	Dermal contact while swimming	Dermal contact while wading	Direct ingestion
Fluoride	4.37E-06	7.04E-06	3.03E-05
Silica			1.56E-03
Tetraoxo-sulfate(1-)			5.63E-04
Radium-226			3.05E+01
Radon-222			9.16E+03
Thorium-230			3.58E+01

----- AREA_CODE=h MEDIA=Other Groundwater -----

Analyte	Dermal contact while swimming	Dermal contact while wading	Direct ingestion
Antimony	5.92E-07	9.55E-07	4.11E-06
Barium	7.64E-07	1.23E-06	5.31E-06
Chromium	3.78E-07	6.09E-07	2.63E-06
Fluoride	1.80E-05	2.90E-05	1.25E-04
Iron	5.97E-06	9.63E-06	4.15E-05
Manganese	4.26E-07	6.87E-07	2.96E-06
Mercury	3.92E-09	6.32E-09	2.72E-08
Nickel	7.89E-07	1.27E-06	5.48E-06
Nitrate as Nitrogen	3.99E-05	6.43E-05	2.77E-04
Silica			7.74E-04
Tetraoxo-sulfate(1-)			1.18E-03
Thallium	9.85E-07	1.59E-06	6.84E-06
Vanadium	1.61E-06	2.59E-06	1.12E-05
Zinc	2.64E-07	4.26E-07	1.84E-06
Neptunium-237			3.21E+00
Radium-226			1.24E+01
Radon-222			2.99E+04
Thorium-230			2.12E+01

Table 3.41a Chronic daily intakes for excess lifetime cancer risk for direct contact exposures by a child recreator
(continued)

----- AREA_CODE=h MEDIA=RGa Groundwater -----

Analyte	Dermal contact while swimming	Dermal contact while wading	Direct ingestion
Aluminum	3.15E-05	5.08E-05	2.19E-04
Arsenic	3.80E-08	6.12E-08	2.64E-07
Barium	1.26E-06	2.04E-06	8.78E-06
Chromium	1.90E-06	3.06E-06	1.32E-05
Iron	9.96E-05	1.61E-04	6.92E-04
Manganese	6.25E-07	1.01E-06	4.34E-06
Nitrate as Nitrogen	1.03E-04	1.65E-04	7.12E-04
Tetraoxo-sulfate(1-)			8.46E-04
Uranium	4.19E-08	6.76E-08	2.91E-07
Vanadium	9.22E-07	1.49E-06	6.40E-06
Trichloroethene	2.60E-07	4.20E-07	1.13E-07
cis-1,2-Dichloroethene	3.27E-07	5.28E-07	2.27E-07
Radon-222			1.18E+04
Technetium-99			6.57E+02

----- AREA_CODE=h MEDIA=UCRS Groundwater -----

Analyte	Dermal contact while swimming	Dermal contact while wading	Direct ingestion
Aluminum	2.24E-05	3.61E-05	1.55E-04
Barium	8.04E-07	1.30E-06	5.58E-06
Iron	2.06E-05	3.31E-05	1.43E-04
Manganese	6.15E-07	9.92E-07	4.27E-06
Nickel	4.55E-06	7.33E-06	3.16E-05
Nitrate as Nitrogen	2.23E-05	3.60E-05	1.55E-04
Silica			3.69E-03
Tetraoxo-sulfate(1-)			2.32E-03
Vanadium	5.46E-07	8.80E-07	3.79E-06
Zinc	2.46E-07	3.96E-07	1.71E-06
Radon-222			9.41E+03

----- AREA_CODE=i MEDIA=McNairy Groundwater -----

Analyte	Dermal contact while swimming	Dermal contact while wading	Direct ingestion
Manganese	9.89E-06	1.59E-05	6.87E-05
Silica			1.58E-03
Tetraoxo-sulfate(1-)			9.63E-04
Vanadium	2.55E-06	4.11E-06	1.77E-05

----- AREA_CODE=i MEDIA=RGa Groundwater -----

Analyte	Dermal contact while swimming	Dermal contact while wading	Direct ingestion
Aluminum	1.52E-05	2.46E-05	1.06E-04
Antimony	1.14E-06	1.83E-06	7.89E-06
Arsenic	3.68E-08	5.94E-08	2.56E-07
Barium	1.38E-06	2.22E-06	9.58E-06

Table 3.41a Chronic daily intakes for excess lifetime cancer risk for direct contact exposures by a child recreator
(continued)

----- AREA_CODE=i MEDIA=RGA Groundwater -----
(continued)

Analyte	Dermal contact while swimming	Dermal contact while wading	Direct ingestion
Beryllium	1.08E-07	1.75E-07	7.53E-07
Bicarbonate			1.20E-02
Boron	3.61E-06	5.81E-06	2.50E-05
Cadmium	5.37E-08	8.66E-08	3.73E-07
Cerium			3.79E-06
Chromium	3.59E-06	5.78E-06	2.49E-05
Cobalt	3.91E-07	6.30E-07	2.72E-06
Copper	4.09E-07	6.59E-07	2.84E-06
Fluoride	2.85E-06	4.59E-06	1.98E-05
Gallium			4.26E-06
Iron	4.03E-05	6.50E-05	2.80E-04
Lithium	5.46E-07	8.80E-07	3.79E-06
Manganese	1.85E-06	2.99E-06	1.29E-05
Mercury	1.80E-09	2.90E-09	1.25E-08
Nickel	1.02E-06	1.65E-06	7.12E-06
Selenium	3.43E-08	5.53E-08	2.38E-07
Silica			1.15E-03
Silver	2.86E-07	4.62E-07	1.99E-06
Sulfate	5.25E-04	8.45E-04	3.64E-03
Tetraoxo-sulfate(1-)			1.48E-03
Thorium			2.37E-06
Titanium	4.96E-07	8.00E-07	3.45E-06
Uranium	1.56E-08	2.52E-08	1.09E-07
Vanadium	9.74E-07	1.57E-06	6.77E-06
Zinc	7.69E-07	1.24E-06	5.34E-06
Zirconium	1.36E-07	2.20E-07	9.47E-07
1,2-Dichlorobenzene	4.74E-08	7.65E-08	5.40E-09
1,2-Dichloroethene	1.99E-08	3.20E-08	1.29E-07
1,3,5-Trimethylbenzene	6.65E-07	1.07E-06	1.89E-08
1,4-Dichlorobenzene	5.24E-08	8.45E-08	5.87E-09
4-Bromofluorobenzene			4.45E-06
4-Methyl-2-pentanone	3.60E-07	5.80E-07	7.57E-07
Acetone	6.29E-08	1.01E-07	7.68E-07
Acrylonitrile	1.91E-07	3.08E-07	9.47E-07
Benzene	2.87E-07	4.62E-07	9.47E-08
Bis(2-ethylhexyl)phthalate	1.70E-06	2.73E-06	5.03E-07
Bromomethane	4.78E-08	7.70E-08	9.47E-08
Carbazole	1.07E-05	1.73E-05	8.20E-07
Chloroform	2.43E-07	3.91E-07	1.89E-07
Chloromethane	1.15E-07	1.85E-07	1.89E-07
Chrysene	6.63E-06	1.07E-05	5.68E-08
Di-n-butyl phthalate	8.81E-06	1.42E-05	5.32E-07
Dimethylbenzene	3.88E-06	6.25E-06	2.84E-07
Ethanol			1.60E-05
Ethylbenzene	1.01E-06	1.63E-06	9.47E-08
Methylene chloride	2.18E-07	3.52E-07	3.37E-07
PCB-1254	2.00E-06	3.22E-06	4.01E-08
Polychlorinated biphenyl	4.72E-07	7.61E-07	9.47E-09
Tetrachloroethene	1.01E-05	1.63E-05	1.89E-07
Trichloroethene	8.91E-07	1.44E-06	3.87E-07
Vinyl chloride	9.96E-08	1.61E-07	9.47E-08
m,p-Xylene	7.06E-08	1.14E-07	5.17E-09
trans-1,3-Dichloropropene			1.61E-08
Americium-241			1.40E+01
Cesium-137			1.50E+01
Cobalt-60			2.61E+01
Radium-226			2.25E+01
Radon-222			2.01E+04
Technetium-99			1.99E+03

Table 3.41a Chronic daily intakes for excess lifetime cancer risk for direct contact exposures by a child recreator
(continued)

----- AREA_CODE=i MEDIA=UCRS Groundwater -----

Analyte	Dermal contact while swimming	Dermal contact while wading	Direct ingestion
Aluminum	6.93E-05	1.12E-04	4.82E-04
Antimony	1.98E-07	3.19E-07	1.38E-06
Arsenic	9.05E-08	1.46E-07	6.28E-07
Barium	4.01E-06	6.46E-06	2.78E-05
Cadmium	9.02E-08	1.45E-07	6.26E-07
Chromium	3.90E-07	6.28E-07	2.71E-06
Cobalt	3.48E-07	5.60E-07	2.41E-06
Copper	3.85E-06	6.21E-06	2.68E-05
Fluoride	1.20E-05	1.94E-05	8.36E-05
Iron	7.54E-05	1.22E-04	5.24E-04
Lead	7.83E-07	1.26E-06	5.43E-06
Manganese	1.81E-05	2.91E-05	1.26E-04
Mercury	1.65E-09	2.66E-09	1.15E-08
Nickel	7.30E-07	1.18E-06	5.07E-06
Silica			1.27E-03
Silver	2.56E-07	4.13E-07	1.78E-06
Sulfate	1.15E-03	1.85E-03	7.96E-03
Tetraoxo-sulfate(1-)			9.93E-03
Thallium	1.12E-07	1.80E-07	7.77E-07
Uranium	1.54E-07	2.48E-07	1.07E-06
Vanadium	4.13E-06	6.66E-06	2.87E-05
Zinc	3.95E-06	6.37E-06	2.74E-05
Benzene	7.07E-07	1.14E-06	2.34E-07
Bromodichloromethane	2.00E-07	3.23E-07	2.40E-07
Chloroform	3.46E-07	5.58E-07	2.70E-07
Dibromochloromethane	1.06E-07	1.72E-07	1.89E-07
Ethanol			2.27E-06
Methylene chloride	2.65E-07	4.26E-07	4.08E-07
Trichloroethene	7.44E-07	1.20E-06	3.23E-07
Cesium-137			3.16E+01
Cobalt-60			4.78E+01
Radium-226			2.33E+01
Radon-222			1.65E+04
Technetium-99			1.05E+03

----- AREA_CODE=j MEDIA=McNairy Groundwater -----

Analyte	Dermal contact while swimming	Dermal contact while wading	Direct ingestion
Aluminum	2.78E-05	4.49E-05	1.93E-04
Arsenic	1.17E-06	1.88E-06	8.09E-06
Manganese	4.12E-05	6.64E-05	2.86E-04
Molybdenum	4.30E-06	6.93E-06	2.98E-05
Sulfate	2.13E-03	3.43E-03	1.48E-02

----- AREA_CODE=j MEDIA=RGa Groundwater -----

Analyte	Dermal contact while swimming	Dermal contact while wading	Direct ingestion
Aluminum	4.64E-05	7.47E-05	3.22E-04
Arsenic	5.85E-08	9.43E-08	4.06E-07
Iron	6.34E-05	1.02E-04	4.40E-04

Table 3.41a Chronic daily intakes for excess lifetime cancer risk for direct contact exposures by a child recreator
(continued)

----- AREA_CODE=j MEDIA=RGA Groundwater -----
(continued)

Analyte	Dermal contact while swimming	Dermal contact while wading	Direct ingestion
Manganese	3.21E-05	5.18E-05	2.23E-04
Molybdenum	1.69E-06	2.72E-06	1.17E-05
Silica			1.35E-03
Sulfate	5.15E-03	8.30E-03	3.58E-02
Thallium	9.89E-07	1.59E-06	6.87E-06
Vanadium	1.30E-06	2.10E-06	9.03E-06

----- AREA_CODE=k MEDIA=Other Groundwater -----

Analyte	Dermal contact while swimming	Dermal contact while wading	Direct ingestion
Aluminum	1.14E-04	1.83E-04	7.89E-04
Ammonia as Nitrogen	8.32E-05	1.34E-04	3.85E-04
Antimony	7.14E-07	1.15E-06	4.96E-06
Arsenic	3.69E-08	5.95E-08	2.56E-07
Barium	1.31E-06	2.12E-06	9.13E-06
Beryllium	8.13E-08	1.31E-07	5.64E-07
Cadmium	2.18E-07	3.52E-07	1.52E-06
Chromium	3.68E-07	5.94E-07	2.56E-06
Cobalt	7.20E-07	1.16E-06	5.00E-06
Fluoride	5.25E-06	8.47E-06	3.65E-05
Iron	2.21E-03	3.56E-03	1.53E-02
Kjeldahl Nitrogen			9.79E-05
Lead	2.09E-06	3.37E-06	1.45E-05
Manganese	1.61E-04	2.59E-04	1.11E-03
Mercury	1.47E-09	2.38E-09	1.02E-08
Nickel	1.32E-06	2.13E-06	9.18E-06
Nitrate as Nitrogen	1.86E-05	3.00E-05	1.29E-04
Silica			5.14E-03
Strontium	8.25E-06	1.33E-05	5.73E-05
Sulfate	1.76E-02	2.83E-02	1.22E-01
Sulfide			1.26E-04
Tetraoxo-sulfate(1-)			2.98E-01
Tin	7.11E-08	1.15E-07	4.94E-07
Uranium	4.53E-08	7.30E-08	3.15E-07
Vanadium	1.87E-06	3.01E-06	1.30E-05
Zinc	1.33E-06	2.14E-06	9.23E-06
1,1-Dichloroethane	2.04E-06	3.29E-06	1.59E-06
1,1-Dichloroethene	3.24E-06	5.22E-06	2.53E-06
1,2-Dichloroethene	1.39E-06	2.25E-06	9.04E-06
Acetone	3.88E-07	6.26E-07	4.74E-06
Di-n-butyl phthalate	8.73E-06	1.41E-05	5.27E-07
Methylene chloride	2.73E-07	4.40E-07	4.21E-07
Naphthalene	1.27E-05	2.05E-05	1.28E-06
Phenanthrene	7.37E-06	1.19E-05	1.89E-07
Trichloroethene	7.09E-06	1.14E-05	3.08E-06
Vinyl chloride	1.49E-06	2.41E-06	1.42E-06
cis-1,2-Dichloroethene	1.30E-05	2.09E-05	9.02E-06
Neptunium-237			1.12E+01
Radium-226			2.13E+01
Radon-222			3.14E+04
Technetium-99			3.56E+02
Thorium-228			2.74E+01
Uranium-234			7.29E+01
Uranium-235			9.16E+00

Table 3.41a Chronic daily intakes for excess lifetime cancer risk for direct contact exposures by a child recreator
(continued)

----- AREA_CODE=k MEDIA=Other Groundwater -----
(continued)

Analyte	Dermal contact while swimming	Dermal contact while wading	Direct ingestion
Uranium-238			7.81E+01

----- AREA_CODE=l MEDIA=McNairy Groundwater -----

Analyte	Dermal contact while swimming	Dermal contact while wading	Direct ingestion
Aluminum	5.24E-06	8.44E-06	3.64E-05
Antimony	1.28E-06	2.06E-06	8.87E-06
Nitrate as Nitrogen	8.69E-06	1.40E-05	6.04E-05
Silica			9.87E-04
Tetraoxo-sulfate(1-)			1.61E-03
Thallium	5.20E-06	8.38E-06	3.61E-05
Zinc	1.67E-06	2.70E-06	1.16E-05
Trichloroethene	9.68E-05	1.56E-04	4.20E-05
Technetium-99			3.33E+03

----- AREA_CODE=l MEDIA=Other Groundwater -----

Analyte	Dermal contact while swimming	Dermal contact while wading	Direct ingestion
Methylene chloride	3.07E-07	4.95E-07	4.74E-07

----- AREA_CODE=l MEDIA=RGa Groundwater -----

Analyte	Dermal contact while swimming	Dermal contact while wading	Direct ingestion
Aluminum	2.19E-05	3.52E-05	1.52E-04
Arsenic	4.44E-08	7.16E-08	3.08E-07
Barium	3.20E-06	5.15E-06	2.22E-05
Beryllium	8.08E-08	1.30E-07	5.61E-07
Cadmium	1.28E-07	2.07E-07	8.92E-07
Chromium	7.74E-07	1.25E-06	5.38E-06
Cobalt	3.52E-07	5.67E-07	2.44E-06
Fluoride	3.32E-06	5.35E-06	2.30E-05
Iron	7.21E-05	1.16E-04	5.01E-04
Lead	6.75E-07	1.09E-06	4.69E-06
Manganese	5.40E-06	8.70E-06	3.75E-05
Mercury	4.09E-09	6.60E-09	2.84E-08
Molybdenum	3.95E-07	6.36E-07	2.74E-06
Nitrate as Nitrogen	1.91E-05	3.08E-05	1.33E-04
Selenium	5.16E-08	8.31E-08	3.58E-07
Silica			9.81E-04
Sulfate	1.33E-04	2.15E-04	9.26E-04
Tetraoxo-sulfate(1-)			8.35E-04
Thallium	9.88E-07	1.59E-06	6.86E-06
Tin	3.15E-06	5.07E-06	2.19E-05
Uranium	6.40E-08	1.03E-07	4.44E-07

Table 3.41a Chronic daily intakes for excess lifetime cancer risk for direct contact exposures by a child recreator
(continued)

----- AREA_CODE=1 MEDIA=RGa Groundwater -----
(continued)

Analyte	Dermal contact while swimming	Dermal contact while wading	Direct ingestion
Vanadium	6.08E-07	9.80E-07	4.22E-06
Zinc	3.75E-07	6.04E-07	2.60E-06
1,1,2-Trichloroethane	2.29E-07	3.69E-07	1.89E-07
1,1-Dichloroethene	7.89E-06	1.27E-05	6.16E-06
1,2-Dichloroethane	7.95E-08	1.28E-07	1.04E-07
Acetone	1.27E-07	2.04E-07	1.54E-06
Bis(2-ethylhexyl)phthalate	6.38E-07	1.03E-06	1.89E-07
Butyl benzyl phthalate	9.74E-07	1.57E-06	9.47E-08
Carbon tetrachloride	4.80E-05	7.74E-05	1.52E-05
Chlorobenzene	1.12E-06	1.80E-06	1.89E-07
Chloroform	1.70E-06	2.74E-06	1.33E-06
Di-n-butyl phthalate	2.07E-05	3.34E-05	1.25E-06
Dimethylbenzene	9.78E-04	1.58E-03	7.17E-05
Ethane			5.22E-06
Ethylbenzene	4.30E-04	6.93E-04	4.03E-05
Ethylene			2.72E-05
Methylene chloride	7.67E-07	1.24E-06	1.18E-06
Tetrachloroethene	1.62E-03	2.60E-03	3.03E-05
Trichloroethene	3.04E-03	4.91E-03	1.32E-03
Vinyl chloride	4.53E-04	7.30E-04	4.31E-04
cis-1,2-Dichloroethene	3.11E-04	5.01E-04	2.16E-04
trans-1,2-Dichloroethene	1.75E-05	2.83E-05	1.14E-04
Americium-241			1.67E+01
Cesium-137			7.26E+02
Cobalt-60			3.31E+01
Neptunium-237			2.95E+01
Plutonium-239			1.16E+00
Radium-226			1.61E+03
Radon-222			1.51E+04
Technetium-99			1.22E+04
Thorium-230			1.89E+01
Uranium-234			5.70E+01
Uranium-235			4.60E+01
Uranium-235/236			4.57E+00
Uranium-238			7.56E+02

----- AREA_CODE=1 MEDIA=UCRS Groundwater -----

Analyte	Dermal contact while swimming	Dermal contact while wading	Direct ingestion
Aluminum	3.60E-05	5.79E-05	2.50E-04
Ammonia as Nitrogen	1.46E-06	2.35E-06	6.75E-06
Antimony	3.81E-07	6.13E-07	2.64E-06
Arsenic	1.94E-07	3.13E-07	1.35E-06
Barium	4.02E-06	6.48E-06	2.79E-05
Beryllium	2.32E-08	3.74E-08	1.61E-07
Cadmium	1.07E-07	1.73E-07	7.46E-07
Chromium	4.69E-07	7.56E-07	3.26E-06
Cobalt	3.30E-07	5.32E-07	2.29E-06
Fluoride	3.15E-06	5.07E-06	2.19E-05
Iron	6.50E-05	1.05E-04	4.51E-04
Kjeldahl Nitrogen			4.66E-04
Lead	6.35E-07	1.02E-06	4.41E-06
Manganese	7.15E-06	1.15E-05	4.97E-05
Mercury	4.09E-09	6.60E-09	2.84E-08

Table 3.41a Chronic daily intakes for excess lifetime cancer risk for direct contact exposures by a child recreator
(continued)

----- AREA_CODE=1 MEDIA=UCRS Groundwater -----
(continued)

Analyte	Dermal contact while swimming	Dermal contact while wading	Direct ingestion
Molybdenum	1.36E-07	2.20E-07	9.47E-07
Nickel	1.84E-06	2.96E-06	1.28E-05
Nitrate as Nitrogen	1.15E-05	1.86E-05	8.01E-05
Nitrate/Nitrite	2.86E-05	4.60E-05	1.98E-04
Orthophosphate			7.88E-06
Selenium	3.55E-08	5.72E-08	2.47E-07
Silica			1.62E-03
Strontium	1.76E-05	2.83E-05	1.22E-04
Sulfate	1.79E-03	2.88E-03	1.24E-02
Sulfide			2.55E-03
Tetraoxo-sulfate(1-)			9.43E-03
Thallium	7.59E-07	1.22E-06	5.27E-06
Tin	3.55E-07	5.72E-07	2.46E-06
Uranium	1.60E-07	2.58E-07	1.11E-06
Vanadium	1.06E-06	1.70E-06	7.34E-06
Zinc	2.47E-07	3.98E-07	1.71E-06
1,1-Dichloroethene	2.43E-05	3.91E-05	1.89E-05
1,2-Dichloroethane	1.45E-07	2.33E-07	1.89E-07
1,2-Dichloroethene	5.51E-08	8.88E-08	3.58E-07
2,4-Dimethylphenol	6.60E-06	1.06E-05	4.17E-07
Benzene	2.23E-06	3.60E-06	7.39E-07
Bis(2-ethylhexyl)phthalate	3.19E-07	5.15E-07	9.47E-08
Chloroethane	8.95E-05	1.44E-04	7.77E-05
Chloroform	2.06E-06	3.33E-06	1.61E-06
Di-n-butyl phthalate	1.54E-06	2.48E-06	9.28E-08
Dimethylbenzene	1.10E-03	1.77E-03	8.06E-05
Ethane			1.18E-05
Ethylbenzene	4.85E-04	7.82E-04	4.55E-05
Ethylene			1.66E-04
Fluorene	1.32E-05	2.13E-05	3.74E-07
Isophorone	3.02E-07	4.87E-07	4.77E-07
Methylene chloride	6.26E-07	1.01E-06	9.66E-07
Naphthalene	1.33E-05	2.14E-05	1.34E-06
Phenanthrene	1.43E-05	2.31E-05	3.69E-07
Trichloroethene	7.28E-03	1.17E-02	3.16E-03
Vinyl chloride	4.98E-04	8.03E-04	4.74E-04
cis-1,2-Dichloroethene	6.69E-04	1.08E-03	4.64E-04
trans-1,2-Dichloroethene	7.30E-06	1.18E-05	4.74E-05
Americium-241			1.19E+01
Cobalt-60			4.21E+01
Neptunium-237			1.77E+01
Plutonium-239			7.00E+00
Radium-226			1.61E+01
Radon-222			3.36E+04
Technetium-99			6.42E+03
Thorium-228			2.25E+01
Uranium-234			1.52E+02
Uranium-235			3.30E+01
Uranium-235/236			2.81E+00
Uranium-238			4.04E+02

Table 3.41a Chronic daily intakes for excess lifetime cancer risk for direct contact exposures by a child recreator
(continued)

----- AREA_CODE=m MEDIA=McNairy Groundwater -----

Analyte	Dermal contact while swimming	Dermal contact while wading	Direct ingestion
Aluminum	8.96E-06	1.44E-05	6.22E-05
Arsenic	7.69E-08	1.24E-07	5.34E-07
Barium	2.71E-06	4.37E-06	1.88E-05
Beryllium	9.29E-08	1.50E-07	6.45E-07
Cadmium	2.52E-07	4.07E-07	1.75E-06
Chromium	1.13E-06	1.82E-06	7.83E-06
Cobalt	4.11E-07	6.62E-07	2.85E-06
Fluoride	3.72E-06	5.99E-06	2.58E-05
Iron	4.11E-04	6.62E-04	2.85E-03
Manganese	6.54E-06	1.05E-05	4.54E-05
Mercury	4.68E-09	7.54E-09	3.25E-08
Molybdenum	4.93E-07	7.94E-07	3.42E-06
Nickel	5.73E-07	9.23E-07	3.98E-06
Silica			1.59E-03
Sulfate	6.78E-03	1.09E-02	4.71E-02
Tetraoxo-sulfate(1-)			7.40E-04
Uranium	2.66E-08	4.29E-08	1.85E-07
Vanadium	2.04E-06	3.29E-06	1.42E-05
Zinc	5.37E-07	8.66E-07	3.73E-06
Trichloroethene	3.31E-07	5.33E-07	1.43E-07
Neptunium-237			9.75E-01
Plutonium-239			1.66E+00
Radium-226			2.47E+01
Radon-222			8.39E+03
Technetium-99			2.60E+02
Thorium-230			1.60E+01

----- AREA_CODE=m MEDIA=Other Groundwater -----

Analyte	Dermal contact while swimming	Dermal contact while wading	Direct ingestion
Aluminum	4.76E-05	7.68E-05	3.31E-04
Ammonia as Nitrogen	8.32E-05	1.34E-04	3.85E-04
Antimony	4.88E-07	7.86E-07	3.39E-06
Arsenic	3.61E-08	5.82E-08	2.51E-07
Barium	1.38E-06	2.23E-06	9.60E-06
Beryllium	3.73E-08	6.00E-08	2.59E-07
Cadmium	2.18E-07	3.52E-07	1.52E-06
Chromium	3.64E-07	5.86E-07	2.53E-06
Cobalt	8.69E-07	1.40E-06	6.03E-06
Fluoride	8.47E-06	1.37E-05	5.88E-05
Iron	6.33E-04	1.02E-03	4.40E-03
Kjeldahl Nitrogen			9.79E-05
Lead	1.67E-06	2.70E-06	1.16E-05
Manganese	5.43E-05	8.76E-05	3.77E-04
Mercury	2.47E-09	3.99E-09	1.72E-08
Nickel	8.63E-07	1.39E-06	6.00E-06
Nitrate as Nitrogen	2.79E-05	4.50E-05	1.94E-04
Silica			3.80E-03
Strontium	8.25E-06	1.33E-05	5.73E-05
Sulfate	1.76E-02	2.83E-02	1.22E-01
Sulfide			1.26E-04
Tetraoxo-sulfate(1-)			5.36E-02
Thallium	1.02E-06	1.65E-06	7.11E-06
Tin	7.11E-08	1.15E-07	4.94E-07
Uranium	3.76E-08	6.05E-08	2.61E-07

Table 3.41a Chronic daily intakes for excess lifetime cancer risk for direct contact exposures by a child recreator
(continued)

----- AREA_CODE=m MEDIA=Other Groundwater -----
(continued)

Analyte	Dermal contact while swimming	Dermal contact while wading	Direct ingestion
Vanadium	1.49E-06	2.40E-06	1.03E-05
Zinc	6.24E-07	1.00E-06	4.33E-06
1,1-Dichloroethane	2.02E-06	3.25E-06	1.58E-06
1,1-Dichloroethene	3.20E-06	5.16E-06	2.50E-06
1,2-Dichloroethene	1.39E-06	2.25E-06	9.04E-06
Acetone	3.88E-07	6.26E-07	4.74E-06
Di-n-butyl phthalate	8.73E-06	1.41E-05	5.27E-07
Methylene chloride	2.73E-07	4.40E-07	4.21E-07
Naphthalene	1.27E-05	2.05E-05	1.28E-06
Phenanthrene	7.37E-06	1.19E-05	1.89E-07
Trichloroethene	5.29E-06	8.53E-06	2.30E-06
Vinyl chloride	1.49E-06	2.41E-06	1.42E-06
cis-1,2-Dichloroethene	1.23E-05	1.98E-05	8.54E-06
Neptunium-237			3.85E+00
Radium-226			1.28E+01
Radon-222			3.08E+04
Technetium-99			3.34E+02
Thorium-228			2.74E+01
Thorium-230			1.90E+01
Uranium-234			7.29E+01
Uranium-235			9.16E+00
Uranium-238			7.81E+01

----- AREA_CODE=m MEDIA=RGa Groundwater -----

Analyte	Dermal contact while swimming	Dermal contact while wading	Direct ingestion
Aluminum	1.07E-05	1.72E-05	7.41E-05
Antimony	1.08E-06	1.74E-06	7.48E-06
Arsenic	3.59E-08	5.79E-08	2.49E-07
Barium	1.34E-06	2.16E-06	9.29E-06
Beryllium	9.76E-08	1.57E-07	6.78E-07
Bicarbonate			1.20E-02
Boron	3.61E-06	5.81E-06	2.50E-05
Cadmium	1.36E-07	2.20E-07	9.47E-07
Cerium			3.79E-06
Chromium	2.46E-06	3.97E-06	1.71E-05
Cobalt	3.87E-07	6.24E-07	2.69E-06
Copper	4.00E-07	6.45E-07	2.78E-06
Fluoride	2.29E-06	3.70E-06	1.59E-05
Gallium			4.26E-06
Iron	3.38E-05	5.45E-05	2.35E-04
Lead	6.95E-07	1.12E-06	4.82E-06
Lithium	5.46E-07	8.80E-07	3.79E-06
Manganese	1.44E-06	2.32E-06	1.00E-05
Mercury	1.69E-09	2.73E-09	1.18E-08
Molybdenum	3.91E-07	6.30E-07	2.72E-06
Nickel	8.89E-07	1.43E-06	6.18E-06
Nitrate as Nitrogen	1.35E-05	2.17E-05	9.35E-05
Selenium	3.46E-08	5.58E-08	2.41E-07
Silica			8.74E-04
Silver	3.12E-07	5.03E-07	2.17E-06
Sulfate	3.73E-04	6.02E-04	2.59E-03
Tetraoxo-sulfate(1-)			1.04E-03
Thallium	1.48E-06	2.39E-06	1.03E-05

Table 3.41a Chronic daily intakes for excess lifetime cancer risk for direct contact exposures by a child recreator
(continued)

----- AREA_CODE=m MEDIA=RGa Groundwater -----
(continued)

Analyte	Dermal contact while swimming	Dermal contact while wading	Direct ingestion
Thorium			2.37E-06
Titanium	4.96E-07	8.00E-07	3.45E-06
Uranium	1.57E-08	2.53E-08	1.09E-07
Vanadium	8.62E-07	1.39E-06	5.98E-06
Zinc	7.69E-07	1.24E-06	5.34E-06
Zirconium	1.36E-07	2.20E-07	9.47E-07
1,1-Dichloroethene	2.43E-06	3.91E-06	1.89E-06
1,2-Dichlorobenzene	4.74E-08	7.65E-08	5.40E-09
1,2-Dichloroethene	2.84E-08	4.58E-08	1.85E-07
1,3,5-Trimethylbenzene	6.65E-07	1.07E-06	1.89E-08
1,4-Dichlorobenzene	5.24E-08	8.45E-08	5.87E-09
2-Butanone	1.71E-07	2.76E-07	1.09E-06
4-Bromofluorobenzene			4.45E-06
4-Methyl-2-pentanone	4.07E-07	6.55E-07	8.55E-07
Acetone	8.72E-08	1.40E-07	1.06E-06
Acrylonitrile	1.91E-07	3.08E-07	9.47E-07
Benzene	2.87E-07	4.62E-07	9.47E-08
Bis(2-ethylhexyl)phthalate	1.91E-06	3.08E-06	5.66E-07
Bromomethane	4.78E-08	7.70E-08	9.47E-08
Carbazole	1.42E-05	2.29E-05	1.09E-06
Carbon tetrachloride	1.80E-07	2.90E-07	5.68E-08
Chloroform	2.43E-07	3.91E-07	1.89E-07
Chloromethane	1.15E-07	1.85E-07	1.89E-07
Chrysene	6.63E-06	1.07E-05	5.68E-08
Di-n-butyl phthalate	9.34E-06	1.50E-05	5.64E-07
Dimethylbenzene	7.75E-06	1.25E-05	5.68E-07
Ethanol			1.60E-05
Ethylbenzene	1.01E-06	1.63E-06	9.47E-08
Methylene chloride	2.21E-07	3.57E-07	3.41E-07
PCB-1254	2.00E-06	3.22E-06	4.01E-08
Polychlorinated biphenyl	4.72E-07	7.61E-07	9.47E-09
Tetrachloroethene	1.01E-05	1.63E-05	1.89E-07
Trichloroethene	1.28E-04	2.06E-04	5.54E-05
Vinyl chloride	9.96E-08	1.61E-07	9.47E-08
cis-1,2-Dichloroethene	3.00E-06	4.84E-06	2.08E-06
m,p-Xylene	7.06E-08	1.14E-07	5.17E-09
trans-1,2-Dichloroethene	7.30E-08	1.18E-07	4.74E-07
trans-1,3-Dichloropropene			1.61E-08
Americium-241			7.77E+00
Cesium-137			1.26E+01
Cobalt-60			2.65E+01
Neptunium-237			5.49E+00
Plutonium-239			1.06E+00
Radium-226			1.40E+01
Radon-222			1.57E+04
Technetium-99			4.46E+03
Thorium-230			1.66E+01

----- AREA_CODE=m MEDIA=UCRS Groundwater -----

Analyte	Dermal contact while swimming	Dermal contact while wading	Direct ingestion
Aluminum	4.59E-05	7.39E-05	3.18E-04
Antimony	7.84E-07	1.26E-06	5.45E-06
Arsenic	5.46E-08	8.81E-08	3.79E-07

Table 3.41a Chronic daily intakes for excess lifetime cancer risk for direct contact exposures by a child recreator
(continued)

----- AREA_CODE=m MEDIA=UCRS Groundwater -----
(continued)

Analyte	Dermal contact while swimming	Dermal contact while wading	Direct ingestion
Barium	3.84E-06	6.19E-06	2.67E-05
Cadmium	1.38E-07	2.22E-07	9.55E-07
Chromium	4.03E-07	6.50E-07	2.80E-06
Cobalt	3.60E-07	5.80E-07	2.50E-06
Copper	1.79E-06	2.88E-06	1.24E-05
Fluoride	8.91E-06	1.44E-05	6.19E-05
Iron	5.64E-05	9.10E-05	3.92E-04
Lead	7.02E-07	1.13E-06	4.87E-06
Manganese	2.80E-06	4.51E-06	1.94E-05
Mercury	1.57E-09	2.53E-09	1.09E-08
Nickel	8.45E-07	1.36E-06	5.87E-06
Nitrate as Nitrogen	1.77E-05	2.85E-05	1.23E-04
Silica			1.58E-03
Silver	2.81E-07	4.53E-07	1.95E-06
Sulfate	1.03E-03	1.66E-03	7.16E-03
Tetraoxo-sulfate(1-)			4.35E-03
Thallium	1.12E-07	1.80E-07	7.77E-07
Uranium	8.67E-07	1.40E-06	6.02E-06
Vanadium	3.10E-06	4.99E-06	2.15E-05
Zinc	2.21E-06	3.56E-06	1.53E-05
Benzene	9.05E-07	1.46E-06	2.99E-07
Bromodichloromethane	7.12E-07	1.15E-06	8.53E-07
Chloroform	1.30E-06	2.10E-06	1.02E-06
Dibromochloromethane	1.06E-07	1.72E-07	1.89E-07
Ethanol			2.27E-06
Methylene chloride	2.61E-07	4.20E-07	4.02E-07
Trichloroethene	8.19E-07	1.32E-06	3.56E-07
Cesium-137			3.16E+01
Cobalt-60			4.78E+01
Neptunium-237			3.34E+00
Plutonium-239			2.95E+00
Radium-226			2.42E+01
Radon-222			1.18E+04
Technetium-99			7.70E+02

----- AREA_CODE=n MEDIA=McNairy Groundwater -----

Analyte	Dermal contact while swimming	Dermal contact while wading	Direct ingestion
Aluminum	2.11E-05	3.39E-05	1.46E-04
Antimony	1.11E-06	1.80E-06	7.74E-06
Arsenic	6.38E-08	1.03E-07	4.43E-07
Barium	2.57E-06	4.14E-06	1.78E-05
Beryllium	9.36E-08	1.51E-07	6.50E-07
Cadmium	2.60E-07	4.19E-07	1.81E-06
Chromium	4.35E-07	7.01E-07	3.02E-06
Cobalt	4.07E-07	6.55E-07	2.82E-06
Fluoride	3.25E-06	5.23E-06	2.26E-05
Iron	1.22E-04	1.97E-04	8.47E-04
Manganese	5.19E-06	8.37E-06	3.61E-05
Mercury	3.28E-09	5.29E-09	2.28E-08
Molybdenum	4.75E-07	7.66E-07	3.30E-06
Nickel	5.77E-07	9.30E-07	4.01E-06
Nitrate as Nitrogen	7.70E-06	1.24E-05	5.35E-05
Silica			1.33E-03

Table 3.41a Chronic daily intakes for excess lifetime cancer risk for direct contact exposures by a child recreator
(continued)

----- AREA_CODE=n MEDIA=McNairy Groundwater -----
(continued)

Analyte	Dermal contact while swimming	Dermal contact while wading	Direct ingestion
Sulfate	5.14E-03	8.29E-03	3.57E-02
Tetraoxo-sulfate(1-)			7.10E-04
Thallium	1.21E-06	1.96E-06	8.43E-06
Uranium	2.29E-08	3.70E-08	1.59E-07
Vanadium	1.62E-06	2.61E-06	1.12E-05
Zinc	8.66E-07	1.40E-06	6.02E-06
Trichloroethene	3.64E-05	5.87E-05	1.58E-05
Neptunium-237			2.53E+00
Plutonium-239			1.36E+00
Radium-226			2.15E+01
Radon-222			6.58E+03
Technetium-99			1.35E+03
Thorium-230			1.28E+01

----- AREA_CODE=n MEDIA=Other Groundwater -----

Analyte	Dermal contact while swimming	Dermal contact while wading	Direct ingestion
Aluminum	4.76E-05	7.68E-05	3.31E-04
Ammonia as Nitrogen	8.32E-05	1.34E-04	3.85E-04
Antimony	4.88E-07	7.86E-07	3.39E-06
Arsenic	3.61E-08	5.82E-08	2.51E-07
Barium	1.38E-06	2.23E-06	9.60E-06
Beryllium	3.73E-08	6.00E-08	2.59E-07
Cadmium	2.18E-07	3.52E-07	1.52E-06
Chromium	3.64E-07	5.86E-07	2.53E-06
Cobalt	8.69E-07	1.40E-06	6.03E-06
Fluoride	8.47E-06	1.37E-05	5.88E-05
Iron	6.33E-04	1.02E-03	4.40E-03
Kjeldahl Nitrogen			9.79E-05
Lead	1.67E-06	2.70E-06	1.16E-05
Manganese	5.43E-05	8.76E-05	3.77E-04
Mercury	2.47E-09	3.99E-09	1.72E-08
Nickel	8.63E-07	1.39E-06	6.00E-06
Nitrate as Nitrogen	2.79E-05	4.50E-05	1.94E-04
Silica			3.80E-03
Strontium	8.25E-06	1.33E-05	5.73E-05
Sulfate	1.76E-02	2.83E-02	1.22E-01
Sulfide			1.26E-04
Tetraoxo-sulfate(1-)			5.36E-02
Thallium	1.02E-06	1.65E-06	7.11E-06
Tin	7.11E-08	1.15E-07	4.94E-07
Uranium	3.76E-08	6.05E-08	2.61E-07
Vanadium	1.49E-06	2.40E-06	1.03E-05
Zinc	6.24E-07	1.00E-06	4.33E-06
1,1-Dichloroethane	2.00E-06	3.22E-06	1.56E-06
1,1-Dichloroethene	3.16E-06	5.10E-06	2.47E-06
1,2-Dichloroethene	1.18E-06	1.90E-06	7.65E-06
Acetone	3.88E-07	6.26E-07	4.74E-06
Di-n-butyl phthalate	8.73E-06	1.41E-05	5.27E-07
Methylene chloride	2.61E-07	4.20E-07	4.02E-07
Naphthalene	1.27E-05	2.05E-05	1.28E-06
Phenanthrene	7.37E-06	1.19E-05	1.89E-07
Trichloroethene	5.25E-06	8.47E-06	2.28E-06
Vinyl chloride	1.49E-06	2.41E-06	1.42E-06

Table 3.41a Chronic daily intakes for excess lifetime cancer risk for direct contact exposures by a child recreator
(continued)

----- AREA_CODE=n MEDIA=Other Groundwater -----
(continued)

Analyte	Dermal contact while swimming	Dermal contact while wading	Direct ingestion
cis-1,2-Dichloroethene	1.23E-05	1.98E-05	8.54E-06
Neptunium-237			3.85E+00
Radium-226			1.28E+01
Radon-222			3.08E+04
Technetium-99			3.34E+02
Thorium-228			2.74E+01
Thorium-230			1.90E+01
Uranium-234			7.29E+01
Uranium-235			9.16E+00
Uranium-238			7.81E+01

----- AREA_CODE=n MEDIA=RGa Groundwater -----

Analyte	Dermal contact while swimming	Dermal contact while wading	Direct ingestion
Aluminum	1.43E-05	2.30E-05	9.90E-05
Antimony	1.05E-06	1.69E-06	7.28E-06
Arsenic	3.92E-08	6.31E-08	2.72E-07
Barium	1.34E-06	2.17E-06	9.34E-06
Beryllium	9.21E-08	1.48E-07	6.39E-07
Bicarbonate			1.20E-02
Boron	3.61E-06	5.81E-06	2.50E-05
Cadmium	1.30E-07	2.09E-07	9.01E-07
Cerium			3.79E-06
Chromium	1.68E-06	2.70E-06	1.16E-05
Cobalt	3.75E-07	6.04E-07	2.60E-06
Copper	3.50E-07	5.64E-07	2.43E-06
Fluoride	2.65E-06	4.27E-06	1.84E-05
Gallium			4.26E-06
Iron	4.34E-05	6.99E-05	3.01E-04
Lead	6.73E-07	1.08E-06	4.67E-06
Lithium	5.46E-07	8.80E-07	3.79E-06
Manganese	2.96E-06	4.77E-06	2.05E-05
Mercury	3.83E-09	6.17E-09	2.66E-08
Molybdenum	3.88E-07	6.26E-07	2.70E-06
Nickel	8.66E-07	1.40E-06	6.01E-06
Nitrate as Nitrogen	1.50E-05	2.41E-05	1.04E-04
Selenium	4.21E-08	6.78E-08	2.92E-07
Silica			9.15E-04
Silver	3.17E-07	5.11E-07	2.20E-06
Sulfate	3.24E-04	5.23E-04	2.25E-03
Tetraoxo-sulfate(1-)			9.31E-04
Thallium	1.36E-06	2.19E-06	9.44E-06
Thorium			2.37E-06
Tin	5.45E-07	8.78E-07	3.78E-06
Titanium	4.96E-07	8.00E-07	3.45E-06
Uranium	3.61E-08	5.81E-08	2.50E-07
Vanadium	7.96E-07	1.28E-06	5.53E-06
Zinc	6.59E-07	1.06E-06	4.58E-06
Zirconium	1.36E-07	2.20E-07	9.47E-07
1,1,2-Trichloroethane	2.29E-07	3.69E-07	1.89E-07
1,1-Dichloroethene	7.89E-06	1.27E-05	6.16E-06
1,2-Dichlorobenzene	4.74E-08	7.65E-08	5.40E-09
1,2-Dichloroethane	7.95E-08	1.28E-07	1.04E-07
1,2-Dichloroethene	2.62E-08	4.23E-08	1.70E-07

Table 3.41a Chronic daily intakes for excess lifetime cancer risk for direct contact exposures by a child recreator
(continued)

----- AREA_CODE=n MEDIA=RGa Groundwater -----
(continued)

Analyte	Dermal contact while swimming	Dermal contact while wading	Direct ingestion
1,3,5-Trimethylbenzene	6.65E-07	1.07E-06	1.89E-08
1,4-Dichlorobenzene	5.24E-08	8.45E-08	5.87E-09
2-Butanone	1.40E-06	2.26E-06	8.93E-06
4-Bromofluorobenzene			4.45E-06
4-Methyl-2-pentanone	7.65E-07	1.23E-06	1.61E-06
Acetone	7.27E-07	1.17E-06	8.87E-06
Acrylonitrile	1.91E-07	3.08E-07	9.47E-07
Benzene	2.87E-07	4.62E-07	9.47E-08
Bis(2-ethylhexyl)phthalate	1.73E-06	2.79E-06	5.13E-07
Bromomethane	4.78E-08	7.70E-08	9.47E-08
Butyl benzyl phthalate	9.74E-07	1.57E-06	9.47E-08
Carbazole	7.15E-06	1.15E-05	5.47E-07
Carbon tetrachloride	4.80E-05	7.74E-05	1.52E-05
Chlorobenzene	1.12E-06	1.80E-06	1.89E-07
Chloroform	1.70E-06	2.74E-06	1.33E-06
Chloromethane	1.15E-07	1.85E-07	1.89E-07
Chrysene	6.63E-06	1.07E-05	5.68E-08
Di-n-butyl phthalate	1.54E-05	2.48E-05	9.31E-07
Dimethylbenzene	4.20E-04	6.77E-04	3.08E-05
Ethane			3.11E-06
Ethanol			1.60E-05
Ethylbenzene	1.87E-04	3.01E-04	1.75E-05
Ethylene			9.30E-06
Methylene chloride	2.70E-06	4.34E-06	4.16E-06
PCB-1254	2.11E-06	3.40E-06	4.23E-08
Polychlorinated biphenyl	4.72E-07	7.61E-07	9.47E-09
Tetrachloroethene	1.62E-03	2.60E-03	3.03E-05
Trichloroethene	1.46E-03	2.36E-03	6.36E-04
Vinyl chloride	1.74E-04	2.81E-04	1.66E-04
cis-1,2-Dichloroethene	1.27E-04	2.04E-04	8.79E-05
m,p-Xylene	1.25E-07	2.02E-07	9.20E-09
trans-1,2-Dichloroethene	1.30E-05	2.09E-05	8.43E-05
trans-1,3-Dichloropropene			1.61E-08
Americium-241			9.69E+00
Cesium-137			7.26E+02
Cobalt-60			2.57E+01
Neptunium-237			1.76E+01
Plutonium-239			9.54E-01
Radium-226			1.00E+03
Radon-222			1.51E+04
Technetium-99			7.25E+03
Thorium-230			1.65E+01
Uranium-234			5.70E+01
Uranium-235			4.60E+01
Uranium-235/236			4.57E+00
Uranium-238			7.56E+02

----- AREA_CODE=n MEDIA=UCRS Groundwater -----

Analyte	Dermal contact while swimming	Dermal contact while wading	Direct ingestion
Aluminum	3.55E-05	5.72E-05	2.47E-04
Ammonia as Nitrogen	1.46E-06	2.35E-06	6.75E-06
Antimony	6.78E-07	1.09E-06	4.71E-06
Arsenic	1.66E-07	2.67E-07	1.15E-06

Table 3.41a Chronic daily intakes for excess lifetime cancer risk for direct contact exposures by a child recreator
(continued)

----- AREA_CODE=n MEDIA=UCRS Groundwater ----- (continued)			
Analyte	Dermal contact while swimming	Dermal contact while wading	Direct ingestion
Barium	3.79E-06	6.11E-06	2.63E-05
Beryllium	2.32E-08	3.74E-08	1.61E-07
Cadmium	1.09E-07	1.76E-07	7.60E-07
Chromium	4.51E-07	7.27E-07	3.13E-06
Cobalt	3.35E-07	5.40E-07	2.33E-06
Copper	6.61E-07	1.07E-06	4.59E-06
Fluoride	6.04E-06	9.73E-06	4.19E-05
Iron	5.70E-05	9.19E-05	3.96E-04
Kjeldahl Nitrogen			4.66E-04
Lead	6.58E-07	1.06E-06	4.57E-06
Manganese	1.08E-05	1.74E-05	7.50E-05
Mercury	6.82E-09	1.10E-08	4.74E-08
Molybdenum	1.36E-07	2.20E-07	9.47E-07
Nickel	1.47E-06	2.37E-06	1.02E-05
Nitrate as Nitrogen	1.09E-05	1.76E-05	7.59E-05
Nitrate/Nitrite	2.86E-05	4.60E-05	1.98E-04
Orthophosphate			7.88E-06
Selenium	3.52E-08	5.67E-08	2.44E-07
Silica			1.56E-03
Silver	2.87E-07	4.63E-07	2.00E-06
Strontium	1.76E-05	2.83E-05	1.22E-04
Sulfate	1.68E-03	2.70E-03	1.16E-02
Sulfide			2.55E-03
Tetraoxo-sulfate(1-)			8.81E-03
Thallium	7.09E-07	1.14E-06	4.93E-06
Tin	3.55E-07	5.72E-07	2.46E-06
Uranium	3.28E-07	5.28E-07	2.27E-06
Vanadium	1.10E-06	1.77E-06	7.62E-06
Zinc	7.16E-07	1.15E-06	4.98E-06
1,1-Dichloroethene	2.43E-05	3.91E-05	1.89E-05
1,2-Dichloroethane	1.45E-07	2.33E-07	1.89E-07
1,2-Dichloroethene	8.92E-08	1.44E-07	5.79E-07
2,4-Dimethylphenol	6.60E-06	1.06E-05	4.17E-07
Benzene	2.23E-06	3.60E-06	7.39E-07
Bis(2-ethylhexyl)phthalate	3.19E-07	5.15E-07	9.47E-08
Bromodichloromethane	7.12E-07	1.15E-06	8.53E-07
Chloroethane	7.54E-06	1.22E-05	6.55E-06
Chloroform	2.91E-06	4.70E-06	2.27E-06
Di-n-butyl phthalate	1.54E-06	2.48E-06	9.28E-08
Dibromochloromethane	1.06E-07	1.72E-07	1.89E-07
Dimethylbenzene	7.74E-04	1.25E-03	5.67E-05
Ethane			1.18E-05
Ethanol			2.27E-06
Ethylbenzene	3.42E-04	5.51E-04	3.21E-05
Ethylene			1.66E-04
Fluorene	1.32E-05	2.13E-05	3.74E-07
Isophorone	3.02E-07	4.87E-07	4.77E-07
Methylene chloride	2.76E-07	4.45E-07	4.26E-07
Naphthalene	1.33E-05	2.14E-05	1.34E-06
Phenanthrene	1.43E-05	2.31E-05	3.69E-07
Trichloroethene	5.50E-03	8.86E-03	2.39E-03
Vinyl chloride	4.98E-04	8.03E-04	4.74E-04
cis-1,2-Dichloroethene	5.24E-04	8.45E-04	3.64E-04
trans-1,2-Dichloroethene	7.30E-06	1.18E-05	4.74E-05
Americium-241			-6.39E+00
Cesium-137			3.16E+01
Cobalt-60			4.17E+01
Neptunium-237			1.14E+01
Plutonium-239			4.88E+00

Table 3.41a Chronic daily intakes for excess lifetime cancer risk for direct contact exposures by a child recreator
(continued)

----- AREA_CODE=n MEDIA=UCRS Groundwater -----
(continued)

Analyte	Dermal contact while swimming	Dermal contact while wading	Direct ingestion
Radium-226			1.82E+01
Radon-222			2.83E+04
Technetium-99			5.06E+03
Thorium-228			2.25E+01
Uranium-234			1.52E+02
Uranium-235			3.30E+01
Uranium-235/236			2.81E+00
Uranium-238			4.04E+02

Table 3.41b Chronic daily intakes for excess lifetime cancer risk for direct contact exposures by a teen recreator

----- AREA_CODE=a MEDIA=RGa Groundwater -----

Analyte	Dermal contact while swimming	Dermal contact while wading	Direct ingestion
Aluminum	1.73E-05	2.96E-05	6.42E-05
Arsenic	6.13E-08	1.05E-07	2.27E-07
Barium	2.36E-06	4.03E-06	8.75E-06
Chromium	7.67E-07	1.31E-06	2.84E-06
Fluoride	5.31E-06	9.06E-06	1.97E-05
Iron	3.78E-05	6.44E-05	1.40E-04
Manganese	2.72E-06	4.64E-06	1.01E-05
Tetraoxo-sulfate(1-)			1.38E-03
Thallium	4.11E-06	7.00E-06	1.52E-05
Vanadium	2.56E-06	4.37E-06	9.49E-06
Zinc	3.17E-07	5.40E-07	1.17E-06
1,1-Dichloroethene	3.69E-06	6.28E-06	1.53E-06
Carbon tetrachloride	5.33E-05	9.08E-05	8.97E-06
Chloroform	3.07E-07	5.24E-07	1.28E-07
Tetrachloroethene	1.47E-03	2.50E-03	1.47E-05
Trichloroethene	1.27E-01	2.17E-01	2.94E-02
cis-1,2-Dichloroethene	1.76E-05	3.01E-05	6.54E-06
trans-1,2-Dichloroethene	2.78E-06	4.74E-06	9.61E-06
Cesium-137			9.06E+02
Neptunium-237			4.31E+02
Technetium-99			5.56E+04
Thorium-230			6.10E+01

----- AREA_CODE=a MEDIA=UCRS Groundwater -----

Analyte	Dermal contact while swimming	Dermal contact while wading	Direct ingestion
Aluminum	3.92E-05	6.69E-05	1.45E-04
Antimony	4.81E-07	8.21E-07	1.78E-06
Arsenic	4.78E-08	8.15E-08	1.77E-07
Barium	8.24E-07	1.41E-06	3.05E-06
Beryllium	9.59E-09	1.64E-08	3.55E-08
Chromium	2.45E-07	4.18E-07	9.07E-07
Cobalt	3.45E-08	5.88E-08	1.28E-07
Iron	5.81E-05	9.90E-05	2.15E-04
Lead	1.19E-06	2.03E-06	4.41E-06
Manganese	9.92E-07	1.69E-06	3.67E-06
Nickel	1.56E-06	2.67E-06	5.79E-06
Silica			1.43E-03
Tetraoxo-sulfate(1-)			3.99E-03
Uranium	2.76E-07	4.71E-07	1.02E-06
Vanadium	1.64E-06	2.80E-06	6.09E-06
Zinc	3.43E-07	5.86E-07	1.27E-06
1,1-Dichloroethene	2.46E-07	4.19E-07	1.02E-07
Bis(2-ethylhexyl)phthalate	4.04E-07	6.88E-07	6.39E-08
Chloroform	2.00E-06	3.40E-06	8.31E-07
Trichloroethene	2.29E-02	3.91E-02	5.30E-03
cis-1,2-Dichloroethene	2.24E-05	3.82E-05	8.31E-06
trans-1,2-Dichloroethene	7.97E-07	1.36E-06	2.76E-06
Neptunium-237			6.32E+01
Radon-222			3.24E+04
Technetium-99			5.05E+03

Table 3.41b Chronic daily intakes for excess lifetime cancer risk for direct contact exposures by a teen recreator
(continued)

----- AREA_CODE=b MEDIA=McNairy Groundwater -----

Analyte	Dermal contact while swimming	Dermal contact while wading	Direct ingestion
Aluminum	1.45E-05	2.48E-05	5.38E-05
Antimony	1.85E-06	3.15E-06	6.84E-06
Nitrate as Nitrogen	1.20E-05	2.04E-05	4.43E-05
Silica			5.12E-04
Tetraoxo-sulfate(1-)			6.31E-04
Trichloroethene	1.66E-04	2.82E-04	3.83E-05
Technetium-99			8.84E+03

----- AREA_CODE=b MEDIA=RGa Groundwater -----

Analyte	Dermal contact while swimming	Dermal contact while wading	Direct ingestion
Aluminum	2.63E-05	4.49E-05	9.74E-05
Arsenic	5.77E-08	9.84E-08	2.14E-07
Barium	3.75E-06	6.40E-06	1.39E-05
Beryllium	1.11E-07	1.89E-07	4.11E-07
Cadmium	1.50E-07	2.55E-07	5.54E-07
Chromium	5.90E-07	1.01E-06	2.18E-06
Cobalt	4.57E-07	7.80E-07	1.69E-06
Fluoride	2.69E-06	4.59E-06	9.97E-06
Iron	8.79E-05	1.50E-04	3.25E-04
Lead	7.13E-07	1.22E-06	2.64E-06
Manganese	6.87E-06	1.17E-05	2.55E-05
Mercury	5.18E-09	8.83E-09	1.92E-08
Nitrate as Nitrogen	2.85E-05	4.87E-05	1.06E-04
Selenium	7.25E-08	1.24E-07	2.69E-07
Silica			6.52E-04
Sulfate	1.53E-04	2.62E-04	5.68E-04
Tetraoxo-sulfate(1-)			4.74E-04
Tin	2.60E-06	4.43E-06	9.61E-06
Uranium	1.08E-07	1.84E-07	4.01E-07
Vanadium	6.90E-07	1.18E-06	2.56E-06
Zinc	4.74E-07	8.08E-07	1.76E-06
1,1,2-Trichloroethane	2.90E-07	4.94E-07	1.28E-07
1,1-Dichloroethene	2.00E-07	3.40E-07	8.31E-08
1,2-Dichloroethane	1.01E-07	1.72E-07	7.03E-08
Acetone	1.85E-07	3.16E-07	1.21E-06
Carbon tetrachloride	6.07E-06	1.04E-05	1.02E-06
Chlorobenzene	1.41E-06	2.41E-06	1.28E-07
Chloroform	2.15E-06	3.67E-06	8.95E-07
Di-n-butyl phthalate	1.59E-05	2.71E-05	5.11E-07
Ethane			5.37E-06
Ethylene			3.87E-05
Methylene chloride	1.73E-07	2.95E-07	1.42E-07
Tetrachloroethene	2.04E-03	3.48E-03	2.04E-05
Trichloroethene	6.73E-04	1.15E-03	1.56E-04
Vinyl chloride	1.43E-04	2.43E-04	7.23E-05
cis-1,2-Dichloroethene	1.13E-04	1.92E-04	4.17E-05
Americium-241			4.77E+01
Cesium-137			5.62E+01
Cobalt-60			8.05E+01
Plutonium-239			4.04E+00
Radium-226			4.68E+03
Radon-222			1.70E+04
Technetium-99			2.91E+04
Thorium-230			4.80E+01

Table 3.41b Chronic daily intakes for excess lifetime cancer risk for direct contact exposures by a teen recreator
(continued)

----- AREA_CODE=b MEDIA=RGa Groundwater -----
(continued)

Analyte	Dermal contact while swimming	Dermal contact while wading	Direct ingestion
Uranium-234			2.33E+02
Uranium-235			3.06E+01
Uranium-235/236			9.15E+00
Uranium-238			2.43E+03

----- AREA_CODE=b MEDIA=UCRS Groundwater -----

Analyte	Dermal contact while swimming	Dermal contact while wading	Direct ingestion
Aluminum	4.33E-05	7.38E-05	1.60E-04
Arsenic	3.13E-07	5.34E-07	1.16E-06
Barium	3.01E-06	5.14E-06	1.12E-05
Beryllium	6.90E-09	1.18E-08	2.56E-08
Cadmium	1.10E-07	1.88E-07	4.09E-07
Chromium	6.43E-07	1.10E-06	2.38E-06
Cobalt	1.29E-07	2.21E-07	4.79E-07
Fluoride	4.46E-06	7.61E-06	1.65E-05
Iron	5.67E-05	9.66E-05	2.10E-04
Lead	3.11E-08	5.30E-08	1.15E-07
Manganese	4.38E-06	7.47E-06	1.62E-05
Mercury	5.18E-09	8.83E-09	1.92E-08
Molybdenum	1.73E-07	2.94E-07	6.39E-07
Nickel	5.39E-06	9.19E-06	2.00E-05
Nitrate as Nitrogen	1.12E-05	1.91E-05	4.16E-05
Selenium	4.51E-08	7.70E-08	1.67E-07
Silica			1.30E-03
Sulfate	2.65E-03	4.52E-03	9.82E-03
Tetraoxo-sulfate(1-)			6.39E-03
Thallium	3.96E-07	6.75E-07	1.46E-06
Tin	4.49E-07	7.65E-07	1.66E-06
Uranium	1.30E-07	2.22E-07	4.83E-07
Vanadium	1.69E-06	2.88E-06	6.25E-06
Zinc	3.34E-07	5.69E-07	1.24E-06
1,1-Dichloroethene	3.99E-07	6.80E-07	1.66E-07
1,2-Dichloroethene	1.55E-07	2.64E-07	5.35E-07
2,4-Dimethylphenol	5.42E-06	9.25E-06	1.83E-07
Benzene	2.83E-06	4.82E-06	4.98E-07
Chloroethane	2.94E-05	5.01E-05	1.36E-05
Di-n-butyl phthalate	1.13E-06	1.93E-06	3.65E-08
Dimethylbenzene	1.18E-05	2.01E-05	4.60E-07
Ethane			9.57E-06
Ethylbenzene	1.11E-06	1.89E-06	5.56E-08
Ethylene			1.36E-04
Isophorone	3.25E-07	5.54E-07	2.73E-07
Trichloroethene	7.85E-03	1.34E-02	1.82E-03
Vinyl chloride	1.13E-05	1.93E-05	5.74E-06
cis-1,2-Dichloroethene	1.93E-04	3.29E-04	7.14E-05
trans-1,2-Dichloroethene	9.42E-08	1.61E-07	3.26E-07
Americium-241			2.39E+01
Cobalt-60			8.42E+01
Neptunium-237			8.23E+00
Plutonium-239			1.91E+01
Radium-226			3.22E+01
Radon-222			7.31E+04
Technetium-99			1.62E+04

Table 3.41b Chronic daily intakes for excess lifetime cancer risk for direct contact exposures by a teen recreator
(continued)

----- AREA_CODE=b MEDIA=UCRS Groundwater -----
(continued)

Analyte	Dermal contact while swimming	Dermal contact while wading	Direct ingestion
Uranium-234			2.88E+02
Uranium-235			4.63E+01
Uranium-235/236			5.62E+00
Uranium-238			2.44E+03

----- AREA_CODE=c MEDIA=RGa Groundwater -----

Analyte	Dermal contact while swimming	Dermal contact while wading	Direct ingestion
Aluminum	6.46E-05	1.10E-04	2.39E-04
Barium	1.99E-06	3.39E-06	7.37E-06
Chromium	3.60E-06	6.15E-06	1.33E-05
Iron	1.16E-04	1.99E-04	4.31E-04
Manganese	5.18E-06	8.84E-06	1.92E-05
Molybdenum	6.40E-07	1.09E-06	2.37E-06
Silica			7.90E-04
Sulfate	3.04E-04	5.18E-04	1.13E-03
Tetraoxo-sulfate(1-)			1.19E-03
Zinc	5.76E-07	9.83E-07	2.13E-06
1,1-Dichloroethene	1.41E-06	2.41E-06	5.87E-07
Chloroform	7.68E-07	1.31E-06	3.19E-07
Trichloroethene	1.15E-04	1.96E-04	2.67E-05
cis-1,2-Dichloroethene	1.07E-06	1.82E-06	3.95E-07
Radon-222			1.02E+05
Technetium-99			1.59E+04

----- AREA_CODE=c MEDIA=UCRS Groundwater -----

Analyte	Dermal contact while swimming	Dermal contact while wading	Direct ingestion
Aluminum	3.16E-05	5.38E-05	1.17E-04
Barium	1.14E-06	1.95E-06	4.23E-06
Iron	3.28E-05	5.59E-05	1.21E-04
Manganese	2.27E-06	3.86E-06	8.39E-06
Silica			1.76E-03
Tetraoxo-sulfate(1-)			3.78E-03
Vanadium	5.74E-07	9.78E-07	2.12E-06
Zinc	3.91E-07	6.66E-07	1.45E-06
Benzene	3.62E-07	6.18E-07	6.39E-08
Chloroform	1.84E-06	3.14E-06	7.66E-07
Trichloroethene	7.65E-07	1.30E-06	1.77E-07
Technetium-99			4.14E+03

Table 3.41b Chronic daily intakes for excess lifetime cancer risk for direct contact exposures by a teen recreator
(continued)

----- AREA_CODE=d MEDIA=McNairy Groundwater -----			
Analyte	Dermal contact while swimming	Dermal contact while wading	Direct ingestion
Silica			9.82E-04
Tetraoxo-sulfate(1-)			8.98E-04
Thallium	5.76E-06	9.83E-06	2.14E-05
Zinc	2.40E-06	4.09E-06	8.88E-06
Trichloroethene	4.63E-07	7.89E-07	1.07E-07
----- AREA_CODE=d MEDIA=Other Groundwater -----			
Analyte	Dermal contact while swimming	Dermal contact while wading	Direct ingestion
Methylene chloride	3.88E-07	6.62E-07	3.19E-07
----- AREA_CODE=d MEDIA=RGa Groundwater -----			
Analyte	Dermal contact while swimming	Dermal contact while wading	Direct ingestion
Aluminum	2.15E-05	3.66E-05	7.96E-05
Arsenic	6.87E-08	1.17E-07	2.54E-07
Barium	4.29E-06	7.32E-06	1.59E-05
Chromium	6.05E-07	1.03E-06	2.24E-06
Cobalt	4.08E-07	6.97E-07	1.51E-06
Fluoride	2.76E-06	4.71E-06	1.02E-05
Iron	3.51E-05	5.98E-05	1.30E-04
Lead	1.16E-06	1.98E-06	4.30E-06
Manganese	2.01E-05	3.42E-05	7.43E-05
Silica			7.56E-04
Tetraoxo-sulfate(1-)			5.17E-04
Tin	1.38E-05	2.35E-05	5.11E-05
Uranium	3.90E-08	6.65E-08	1.44E-07
Vanadium	1.09E-06	1.85E-06	4.02E-06
Zinc	3.59E-07	6.13E-07	1.33E-06
Bis(2-ethylhexyl)phthalate	8.07E-07	1.38E-06	1.28E-07
Butyl benzyl phthalate	1.23E-06	2.10E-06	6.39E-08
Di-n-butyl phthalate	1.45E-05	2.47E-05	4.67E-07
Dimethylbenzene	1.31E-04	2.24E-04	5.14E-06
Ethylbenzene	5.06E-05	8.62E-05	2.53E-06
Methylene chloride	3.21E-06	5.47E-06	2.64E-06
Tetrachloroethene	3.19E-05	5.44E-05	3.19E-07
Trichloroethene	2.36E-04	4.03E-04	5.46E-05
cis-1,2-Dichloroethene	5.00E-06	8.53E-06	1.85E-06
Americium-241			3.51E+01
Cesium-137			1.45E+03
Cobalt-60			1.40E+01
Plutonium-239			2.58E+00
Radium-226			5.62E+01
Radon-222			5.28E+04
Technetium-99			1.47E+03
Uranium-234			7.99E+01
Uranium-238			1.11E+02

Table 3.41b Chronic daily intakes for excess lifetime cancer risk for direct contact exposures by a teen recreator
(continued)

----- AREA_CODE=d MEDIA=UCRS Groundwater -----

Analyte	Dermal contact while swimming	Dermal contact while wading	Direct ingestion
Aluminum	8.08E-05	1.38E-04	2.99E-04
Ammonia as Nitrogen	1.84E-06	3.14E-06	4.55E-06
Antimony	4.43E-07	7.56E-07	1.64E-06
Arsenic	6.35E-08	1.08E-07	2.35E-07
Barium	4.40E-06	7.50E-06	1.63E-05
Beryllium	2.93E-08	5.00E-08	1.09E-07
Cadmium	2.07E-07	3.53E-07	7.67E-07
Chromium	4.86E-07	8.29E-07	1.80E-06
Cobalt	4.19E-07	7.14E-07	1.55E-06
Fluoride	3.80E-06	6.48E-06	1.41E-05
Iron	1.30E-03	2.22E-03	4.82E-03
Kjeldahl Nitrogen			3.14E-04
Lead	5.96E-07	1.02E-06	2.21E-06
Manganese	4.66E-04	7.94E-04	1.73E-03
Mercury	1.81E-09	3.08E-09	6.70E-09
Nickel	5.92E-07	1.01E-06	2.19E-06
Nitrate as Nitrogen	3.20E-05	5.46E-05	1.19E-04
Nitrate/Nitrite	6.79E-05	1.16E-04	2.52E-04
Orthophosphate			5.32E-06
Selenium	5.73E-08	9.77E-08	2.12E-07
Silica			8.39E-04
Strontium	2.22E-05	3.79E-05	8.23E-05
Sulfate	4.69E-04	8.00E-04	1.74E-03
Sulfide			1.72E-03
Tetraoxo-sulfate(1-)			6.64E-03
Uranium	5.88E-07	1.00E-06	2.18E-06
Vanadium	3.31E-06	5.65E-06	1.23E-05
Zinc	3.79E-07	6.47E-07	1.41E-06
1,1-Dichloroethene	2.31E-06	3.94E-06	9.61E-07
1,2-Dichloroethane	1.83E-07	3.12E-07	1.28E-07
1,2-Dichloroethene	4.62E-08	7.87E-08	1.60E-07
Benzene	1.81E-06	3.09E-06	3.19E-07
Dimethylbenzene	2.27E-04	3.87E-04	8.87E-06
Ethylbenzene	1.26E-04	2.15E-04	6.32E-06
Fluorene	1.93E-05	3.30E-05	2.92E-07
Methylene chloride	4.71E-07	8.03E-07	3.88E-07
Naphthalene	8.66E-06	1.48E-05	4.65E-07
Phenanthrene	2.06E-05	3.52E-05	2.83E-07
Trichloroethene	1.38E-03	2.35E-03	3.19E-04
cis-1,2-Dichloroethene	1.27E-06	2.17E-06	4.71E-07
Neptunium-237			1.66E+02
Radon-222			3.18E+04
Technetium-99			8.36E+03
Thorium-228			4.49E+01
Uranium-234			8.43E+02
Uranium-235			8.56E+01
Uranium-238			1.88E+03

----- AREA_CODE=e MEDIA=McNairy Groundwater -----

Analyte	Dermal contact while swimming	Dermal contact while wading	Direct ingestion
Aluminum	1.53E-05	2.61E-05	5.67E-05
Arsenic	2.50E-07	4.26E-07	9.26E-07
Barium	4.81E-06	8.20E-06	1.78E-05
Beryllium	1.76E-07	3.00E-07	6.52E-07

Table 3.41b Chronic daily intakes for excess lifetime cancer risk for direct contact exposures by a teen recreator
(continued)

----- AREA_CODE=e MEDIA=McNairy Groundwater -----
(continued)

Analyte	Dermal contact while swimming	Dermal contact while wading	Direct ingestion
Cadmium	3.62E-07	6.18E-07	1.34E-06
Chromium	2.11E-06	3.60E-06	7.82E-06
Cobalt	6.69E-07	1.14E-06	2.48E-06
Fluoride	5.27E-06	8.99E-06	1.95E-05
Iron	2.58E-04	4.40E-04	9.55E-04
Manganese	8.68E-06	1.48E-05	3.21E-05
Nickel	9.11E-07	1.55E-06	3.37E-06
Silica			1.32E-03
Sulfate	2.01E-02	3.43E-02	7.46E-02
Tetraoxo-sulfate(1-)			5.64E-04
Uranium	8.58E-08	1.46E-07	3.18E-07
Vanadium	7.81E-06	1.33E-05	2.89E-05
Zinc	2.79E-06	4.76E-06	1.03E-05
Trichloroethene	5.12E-07	8.72E-07	1.18E-07
Radon-222			1.94E+04
Technetium-99			5.68E+02

----- AREA_CODE=e MEDIA=RGa Groundwater -----

Analyte	Dermal contact while swimming	Dermal contact while wading	Direct ingestion
Aluminum	1.09E-05	1.86E-05	4.05E-05
Arsenic	4.34E-08	7.40E-08	1.61E-07
Barium	3.20E-06	5.47E-06	1.19E-05
Beryllium	1.03E-07	1.76E-07	3.82E-07
Cadmium	2.78E-07	4.75E-07	1.03E-06
Cobalt	4.57E-07	7.80E-07	1.69E-06
Copper	6.64E-07	1.13E-06	2.46E-06
Fluoride	2.73E-06	4.65E-06	1.01E-05
Iron	4.86E-05	8.28E-05	1.80E-04
Manganese	1.15E-06	1.96E-06	4.26E-06
Molybdenum	5.08E-07	8.66E-07	1.88E-06
Silica			5.61E-04
Silver	6.23E-07	1.06E-06	2.31E-06
Sulfate	6.75E-04	1.15E-03	2.50E-03
Tetraoxo-sulfate(1-)			5.68E-04
Thallium	1.47E-06	2.51E-06	5.46E-06
Uranium	2.23E-08	3.80E-08	8.26E-08
Vanadium	1.41E-06	2.40E-06	5.21E-06
Zinc	6.12E-07	1.04E-06	2.27E-06
2-Butanone	3.20E-06	5.45E-06	1.09E-05
Dimethylbenzene	9.80E-06	1.67E-05	3.83E-07
Trichloroethene	3.85E-04	6.56E-04	8.91E-05
trans-1,2-Dichloroethene	9.24E-08	1.58E-07	3.19E-07
Cobalt-60			5.62E+01
Radon-222			2.81E+04
Technetium-99			3.23E+04
Thorium-230			4.81E+01

Table 3.41b Chronic daily intakes for excess lifetime cancer risk for direct contact exposures by a teen recreator
(continued)

----- AREA_CODE=e MEDIA=UCRS Groundwater -----

Analyte	Dermal contact while swimming	Dermal contact while wading	Direct ingestion
Aluminum	7.32E-05	1.25E-04	2.71E-04
Arsenic	5.61E-08	9.57E-08	2.08E-07
Barium	7.64E-06	1.30E-05	2.83E-05
Chromium	7.88E-07	1.34E-06	2.92E-06
Fluoride	9.28E-06	1.58E-05	3.44E-05
Iron	7.79E-05	1.33E-04	2.88E-04
Manganese	1.07E-06	1.82E-06	3.96E-06
Nickel	2.79E-06	4.76E-06	1.03E-05
Silica			1.21E-03
Sulfate	5.90E-04	1.01E-03	2.19E-03
Tetraoxo-sulfate(1-)			1.11E-03
Vanadium	7.98E-06	1.36E-05	2.96E-05
Zinc	1.79E-06	3.06E-06	6.64E-06
Trichloroethene	3.62E-07	6.17E-07	8.37E-08
Radon-222			1.16E+04

----- AREA_CODE=f MEDIA=McNairy Groundwater -----

Analyte	Dermal contact while swimming	Dermal contact while wading	Direct ingestion
Barium	3.00E-06	5.11E-06	1.11E-05
Tetraoxo-sulfate(1-)			2.49E-04
Zinc	1.99E-06	3.40E-06	7.38E-06

----- AREA_CODE=f MEDIA=RGa Groundwater -----

Analyte	Dermal contact while swimming	Dermal contact while wading	Direct ingestion
Aluminum	9.25E-06	1.58E-05	3.43E-05
Arsenic	4.49E-08	7.65E-08	1.66E-07
Barium	4.88E-06	8.33E-06	1.81E-05
Cadmium	5.03E-07	8.57E-07	1.86E-06
Chromium	1.44E-06	2.45E-06	5.33E-06
Copper	5.11E-07	8.72E-07	1.89E-06
Iron	2.24E-05	3.82E-05	8.29E-05
Manganese	1.24E-06	2.11E-06	4.58E-06
Silica			6.50E-04
Sulfate	3.30E-04	5.62E-04	1.22E-03
Tetraoxo-sulfate(1-)			2.56E-03
Vanadium	1.27E-06	2.16E-06	4.69E-06
Zinc	3.11E-07	5.30E-07	1.15E-06
1,1-Dichloroethene	8.69E-07	1.48E-06	3.61E-07
1,2-Dichloroethene	2.58E-07	4.41E-07	8.95E-07
Bis(2-ethylhexyl)phthalate	1.13E-05	1.93E-05	1.79E-06
Carbon tetrachloride	2.28E-07	3.88E-07	3.83E-08
Trichloroethene	2.08E-04	3.55E-04	4.82E-05
cis-1,2-Dichloroethene	1.29E-06	2.20E-06	4.79E-07
Plutonium-239			8.34E+00
Radon-222			3.71E+04
Technetium-99			8.31E+02

Table 3.41b Chronic daily intakes for excess lifetime cancer risk for direct contact exposures by a teen recreator
(continued)

----- AREA_CODE=f MEDIA=UCRS Groundwater -----

Analyte	Dermal contact while swimming	Dermal contact while wading	Direct ingestion
Aluminum	1.19E-04	2.03E-04	4.40E-04
Barium	2.09E-06	3.56E-06	7.73E-06
Iron	7.04E-05	1.20E-04	2.61E-04
Manganese	1.33E-06	2.27E-06	4.92E-06
Silica			1.64E-03
Tetraoxo-sulfate(1-)			1.93E-03
Vanadium	7.67E-07	1.31E-06	2.84E-06
Zinc	1.08E-06	1.84E-06	3.99E-06
Trichloroethene	3.76E-07	6.41E-07	8.70E-08
Radon-222			3.31E+04
Technetium-99			2.54E+03

----- AREA_CODE=g MEDIA=McNairy Groundwater -----

Analyte	Dermal contact while swimming	Dermal contact while wading	Direct ingestion
Arsenic	4.31E-08	7.36E-08	1.60E-07
Mercury	1.73E-08	2.95E-08	6.42E-08
Silica			7.62E-04
Tetraoxo-sulfate(1-)			4.84E-04
Neptunium-237			2.23E+01
Plutonium-239			7.07E+00
Radium-226			6.39E+01

----- AREA_CODE=g MEDIA=RGAs Groundwater -----

Analyte	Dermal contact while swimming	Dermal contact while wading	Direct ingestion
Aluminum	2.59E-05	4.42E-05	9.61E-05
Arsenic	4.33E-08	7.38E-08	1.60E-07
Cadmium	2.07E-07	3.53E-07	7.67E-07
Chromium	1.39E-06	2.37E-06	5.14E-06
Iron	5.15E-05	8.79E-05	1.91E-04
Lead	1.15E-06	1.97E-06	4.27E-06
Manganese	1.01E-06	1.72E-06	3.73E-06
Nickel	2.26E-06	3.85E-06	8.37E-06
Silica			6.61E-04
Tetraoxo-sulfate(1-)			2.88E-04
Zinc	9.36E-07	1.60E-06	3.46E-06
Trichloroethene	2.76E-07	4.71E-07	6.39E-08
Neptunium-237			1.51E+01
Radium-226			2.50E+01
Radon-222			4.42E+04
Technetium-99			1.61E+03
Thorium-230			3.98E+01

Table 3.41b Chronic daily intakes for excess lifetime cancer risk for direct contact exposures by a teen recreator
(continued)

----- AREA_CODE=g MEDIA=UCRS Groundwater -----

Analyte	Dermal contact while swimming	Dermal contact while wading	Direct ingestion
Aluminum	1.61E-05	2.74E-05	5.95E-05
Chromium	1.55E-06	2.64E-06	5.74E-06
Manganese	1.01E-05	1.73E-05	3.76E-05
Nitrate as Nitrogen	4.97E-05	8.48E-05	1.84E-04
Silica			8.54E-04
Tetraoxo-sulfate(1-)			5.16E-03
Vanadium	1.75E-06	2.99E-06	6.50E-06
Zinc	5.72E-07	9.75E-07	2.12E-06
Neptunium-237			6.69E+00
Plutonium-239			5.90E+00
Radium-226			7.09E+01
Radon-222			4.28E+04
Technetium-99			1.75E+03

----- AREA_CODE=h MEDIA=McNairy Groundwater -----

Analyte	Dermal contact while swimming	Dermal contact while wading	Direct ingestion
Fluoride	5.53E-06	9.42E-06	2.05E-05
Silica			1.05E-03
Tetraoxo-sulfate(1-)			3.80E-04
Radium-226			6.10E+01
Radon-222			1.83E+04
Thorium-230			7.15E+01

----- AREA_CODE=h MEDIA=Other Groundwater -----

Analyte	Dermal contact while swimming	Dermal contact while wading	Direct ingestion
Antimony	7.49E-07	1.28E-06	2.77E-06
Barium	9.67E-07	1.65E-06	3.58E-06
Chromium	4.78E-07	8.15E-07	1.77E-06
Fluoride	2.28E-05	3.88E-05	8.43E-05
Iron	7.55E-06	1.29E-05	2.80E-05
Manganese	5.39E-07	9.19E-07	2.00E-06
Mercury	4.96E-09	8.46E-09	1.84E-08
Nickel	9.98E-07	1.70E-06	3.70E-06
Nitrate as Nitrogen	5.05E-05	8.61E-05	1.87E-04
Silica			5.22E-04
Tetraoxo-sulfate(1-)			7.95E-04
Thallium	1.25E-06	2.12E-06	4.61E-06
Vanadium	2.03E-06	3.46E-06	7.52E-06
Zinc	3.34E-07	5.70E-07	1.24E-06
Neptunium-237			6.42E+00
Radium-226			2.49E+01
Radon-222			5.98E+04
Thorium-230			4.24E+01

Table 3.41b Chronic daily intakes for excess lifetime cancer risk for direct contact exposures by a teen recreator
(continued)

----- AREA_CODE=h MEDIA=RGa Groundwater -----

Analyte	Dermal contact while swimming	Dermal contact while wading	Direct ingestion
Aluminum	3.99E-05	6.80E-05	1.48E-04
Arsenic	4.80E-08	8.19E-08	1.78E-07
Barium	1.60E-06	2.73E-06	5.92E-06
Chromium	2.40E-06	4.10E-06	8.90E-06
Iron	1.26E-04	2.15E-04	4.67E-04
Manganese	7.91E-07	1.35E-06	2.93E-06
Nitrate as Nitrogen	1.30E-04	2.21E-04	4.80E-04
Tetraoxo-sulfate(1-)			5.71E-04
Uranium	5.30E-08	9.04E-08	1.96E-07
Vanadium	1.17E-06	1.99E-06	4.32E-06
Trichloroethene	3.29E-07	5.62E-07	7.62E-08
cis-1,2-Dichloroethene	4.14E-07	7.06E-07	1.53E-07
Radon-222			2.36E+04
Technetium-99			1.31E+03

----- AREA_CODE=h MEDIA=UCRS Groundwater -----

Analyte	Dermal contact while swimming	Dermal contact while wading	Direct ingestion
Aluminum	2.83E-05	4.83E-05	1.05E-04
Barium	1.02E-06	1.73E-06	3.77E-06
Iron	2.60E-05	4.43E-05	9.63E-05
Manganese	7.78E-07	1.33E-06	2.88E-06
Nickel	5.75E-06	9.81E-06	2.13E-05
Nitrate as Nitrogen	2.82E-05	4.81E-05	1.04E-04
Silica			2.49E-03
Tetraoxo-sulfate(1-)			1.56E-03
Vanadium	6.90E-07	1.18E-06	2.56E-06
Zinc	3.11E-07	5.30E-07	1.15E-06
Radon-222			1.88E+04

----- AREA_CODE=i MEDIA=McNairy Groundwater -----

Analyte	Dermal contact while swimming	Dermal contact while wading	Direct ingestion
Manganese	1.25E-05	2.13E-05	4.63E-05
Silica			1.06E-03
Tetraoxo-sulfate(1-)			6.50E-04
Vanadium	3.23E-06	5.50E-06	1.19E-05

----- AREA_CODE=i MEDIA=RGa Groundwater -----

Analyte	Dermal contact while swimming	Dermal contact while wading	Direct ingestion
Aluminum	1.93E-05	3.29E-05	7.13E-05
Antimony	1.44E-06	2.45E-06	5.32E-06
Arsenic	4.66E-08	7.94E-08	1.73E-07
Barium	1.74E-06	2.98E-06	6.46E-06

Table 3.41b Chronic daily intakes for excess lifetime cancer risk for direct contact exposures by a teen recreator
(continued)

----- AREA_CODE=i MEDIA=RGA Groundwater ----- (continued)			
Analyte	Dermal contact while swimming	Dermal contact while wading	Direct ingestion
Beryllium	1.37E-07	2.34E-07	5.08E-07
Bicarbonate			8.10E-03
Boron	4.56E-06	7.78E-06	1.69E-05
Cadmium	6.79E-08	1.16E-07	2.52E-07
Cerium			2.56E-06
Chromium	4.54E-06	7.74E-06	1.68E-05
Cobalt	4.95E-07	8.44E-07	1.83E-06
Copper	5.17E-07	8.82E-07	1.92E-06
Fluoride	3.60E-06	6.14E-06	1.33E-05
Gallium			2.88E-06
Iron	5.10E-05	8.69E-05	1.89E-04
Lithium	6.90E-07	1.18E-06	2.56E-06
Manganese	2.34E-06	4.00E-06	8.68E-06
Mercury	2.28E-09	3.88E-09	8.43E-09
Nickel	1.30E-06	2.21E-06	4.80E-06
Selenium	4.34E-08	7.40E-08	1.61E-07
Silica			7.74E-04
Silver	3.62E-07	6.18E-07	1.34E-06
Sulfate	6.63E-04	1.13E-03	2.46E-03
Tetraoxo-sulfate(1-)			9.97E-04
Thorium			1.60E-06
Titanium	6.27E-07	1.07E-06	2.32E-06
Uranium	1.98E-08	3.37E-08	7.32E-08
Vanadium	1.23E-06	2.10E-06	4.56E-06
Zinc	9.73E-07	1.66E-06	3.60E-06
Zirconium	1.73E-07	2.94E-07	6.39E-07
1,2-Dichlorobenzene	6.00E-08	1.02E-07	3.64E-09
1,2-Dichloroethene	2.51E-08	4.28E-08	8.69E-08
1,3,5-Trimethylbenzene	8.40E-07	1.43E-06	1.28E-08
1,4-Dichlorobenzene	6.63E-08	1.13E-07	3.96E-09
4-Bromofluorobenzene			3.00E-06
4-Methyl-2-pentanone	4.55E-07	7.76E-07	5.10E-07
Acetone	7.95E-08	1.36E-07	5.18E-07
Acrylonitrile	2.42E-07	4.12E-07	6.39E-07
Benzene	3.62E-07	6.18E-07	6.39E-08
Bis(2-ethylhexyl)phthalate	2.14E-06	3.66E-06	3.39E-07
Bromomethane	6.04E-08	1.03E-07	6.39E-08
Carbazole	1.36E-05	2.31E-05	5.53E-07
Chloroform	3.07E-07	5.24E-07	1.28E-07
Chloromethane	1.45E-07	2.47E-07	1.28E-07
Chrysene	8.38E-06	1.43E-05	3.83E-08
Di-n-butyl phthalate	1.11E-05	1.90E-05	3.59E-07
Dimethylbenzene	4.90E-06	8.36E-06	1.92E-07
Ethanol			1.08E-05
Ethylbenzene	1.28E-06	2.18E-06	6.39E-08
Methylene chloride	2.76E-07	4.71E-07	2.27E-07
PCB-1254	2.53E-06	4.31E-06	2.70E-08
Polychlorinated biphenyl	5.97E-07	1.02E-06	6.39E-09
Tetrachloroethene	1.28E-05	2.18E-05	1.28E-07
Trichloroethene	1.13E-06	1.92E-06	2.61E-07
Vinyl chloride	1.26E-07	2.15E-07	6.39E-08
m,p-Xylene	8.92E-08	1.52E-07	3.49E-09
trans-1,3-Dichloropropene			1.09E-08
Americium-241			2.79E+01
Cesium-137			3.00E+01
Cobalt-60			5.21E+01
Radium-226			4.50E+01
Radon-222			4.03E+04
Technetium-99			3.98E+03

Table 3.41b Chronic daily intakes for excess lifetime cancer risk for direct contact exposures by a teen recreator
(continued)

----- AREA_CODE=i MEDIA=UCRS Groundwater -----

Analyte	Dermal contact while swimming	Dermal contact while wading	Direct ingestion
Aluminum	8.77E-05	1.50E-04	3.25E-04
Antimony	2.51E-07	4.27E-07	9.28E-07
Arsenic	1.14E-07	1.95E-07	4.24E-07
Barium	5.07E-06	8.64E-06	1.88E-05
Cadmium	1.14E-07	1.94E-07	4.22E-07
Chromium	4.93E-07	8.41E-07	1.83E-06
Cobalt	4.40E-07	7.50E-07	1.63E-06
Copper	4.87E-06	8.31E-06	1.80E-05
Fluoride	1.52E-05	2.60E-05	5.64E-05
Iron	9.54E-05	1.63E-04	3.53E-04
Lead	9.90E-07	1.69E-06	3.66E-06
Manganese	2.29E-05	3.90E-05	8.46E-05
Mercury	2.09E-09	3.56E-09	7.72E-09
Nickel	9.23E-07	1.57E-06	3.42E-06
Silica			8.54E-04
Silver	3.24E-07	5.53E-07	1.20E-06
Sulfate	1.45E-03	2.47E-03	5.37E-03
Tetraoxo-sulfate(1-)			6.70E-03
Thallium	1.41E-07	2.41E-07	5.24E-07
Uranium	1.94E-07	3.32E-07	7.20E-07
Vanadium	5.23E-06	8.91E-06	1.94E-05
Zinc	5.00E-06	8.52E-06	1.85E-05
Benzene	8.94E-07	1.53E-06	1.58E-07
Bromodichloromethane	2.53E-07	4.32E-07	1.62E-07
Chloroform	4.38E-07	7.47E-07	1.82E-07
Dibromochloromethane	1.35E-07	2.29E-07	1.28E-07
Ethanol			1.53E-06
Methylene chloride	3.35E-07	5.71E-07	2.75E-07
Trichloroethene	9.41E-07	1.60E-06	2.18E-07
Cesium-137			6.32E+01
Cobalt-60			9.57E+01
Radium-226			4.65E+01
Radon-222			3.29E+04
Technetium-99			2.09E+03

----- AREA_CODE=j MEDIA=McNairy Groundwater -----

Analyte	Dermal contact while swimming	Dermal contact while wading	Direct ingestion
Aluminum	3.52E-05	6.00E-05	1.30E-04
Arsenic	1.47E-06	2.51E-06	5.46E-06
Manganese	5.21E-05	8.89E-05	1.93E-04
Molybdenum	5.43E-06	9.27E-06	2.01E-05
Sulfate	2.69E-03	4.59E-03	9.97E-03

----- AREA_CODE=j MEDIA=RGa Groundwater -----

Analyte	Dermal contact while swimming	Dermal contact while wading	Direct ingestion
Aluminum	5.86E-05	1.00E-04	2.17E-04
Arsenic	7.40E-08	1.26E-07	2.74E-07
Iron	8.02E-05	1.37E-04	2.97E-04

Table 3.41b Chronic daily intakes for excess lifetime cancer risk for direct contact exposures by a teen recreator
(continued)

----- AREA_CODE=j MEDIA=RGa Groundwater -----
(continued)

Analyte	Dermal contact while swimming	Dermal contact while wading	Direct ingestion
Manganese	4.06E-05	6.93E-05	1.50E-04
Molybdenum	2.14E-06	3.65E-06	7.92E-06
Silica			9.12E-04
Sulfate	6.52E-03	1.11E-02	2.41E-02
Thallium	1.25E-06	2.13E-06	4.63E-06
Vanadium	1.64E-06	2.80E-06	6.09E-06

----- AREA_CODE=k MEDIA=Other Groundwater -----

Analyte	Dermal contact while swimming	Dermal contact while wading	Direct ingestion
Aluminum	1.44E-04	2.45E-04	5.32E-04
Ammonia as Nitrogen	1.05E-04	1.79E-04	2.60E-04
Antimony	9.02E-07	1.54E-06	3.34E-06
Arsenic	4.67E-08	7.96E-08	1.73E-07
Barium	1.66E-06	2.83E-06	6.16E-06
Beryllium	1.03E-07	1.75E-07	3.81E-07
Cadmium	2.76E-07	4.71E-07	1.02E-06
Chromium	4.66E-07	7.94E-07	1.73E-06
Cobalt	9.10E-07	1.55E-06	3.37E-06
Fluoride	6.64E-06	1.13E-05	2.46E-05
Iron	2.79E-03	4.77E-03	1.04E-02
Kjeldahl Nitrogen			6.60E-05
Lead	2.65E-06	4.51E-06	9.80E-06
Manganese	2.03E-04	3.46E-04	7.52E-04
Mercury	1.86E-09	3.18E-09	6.91E-09
Nickel	1.67E-06	2.85E-06	6.19E-06
Nitrate as Nitrogen	2.36E-05	4.02E-05	8.73E-05
Silica			3.47E-03
Strontium	1.04E-05	1.78E-05	3.86E-05
Sulfate	2.22E-02	3.79E-02	8.23E-02
Sulfide			8.47E-05
Tetraoxo-sulfate(1-)			2.01E-01
Tin	8.99E-08	1.53E-07	3.33E-07
Uranium	5.73E-08	9.77E-08	2.12E-07
Vanadium	2.36E-06	4.03E-06	8.75E-06
Zinc	1.68E-06	2.87E-06	6.23E-06
1,1-Dichloroethane	2.58E-06	4.41E-06	1.08E-06
1,1-Dichloroethene	4.10E-06	6.99E-06	1.71E-06
1,2-Dichloroethene	1.76E-06	3.01E-06	6.10E-06
Acetone	4.91E-07	8.37E-07	3.19E-06
Di-n-butyl phthalate	1.10E-05	1.88E-05	3.56E-07
Methylene chloride	3.45E-07	5.88E-07	2.84E-07
Naphthalene	1.61E-05	2.74E-05	8.63E-07
Phenanthrene	9.32E-06	1.59E-05	1.28E-07
Trichloroethene	8.97E-06	1.53E-05	2.08E-06
Vinyl chloride	1.89E-06	3.22E-06	9.58E-07
cis-1,2-Dichloroethene	1.64E-05	2.80E-05	6.08E-06
Neptunium-237			2.24E+01
Radium-226			4.26E+01
Radon-222			6.28E+04
Technetium-99			7.11E+02
Thorium-228			5.48E+01
Uranium-234			1.46E+02
Uranium-235			1.83E+01

Table 3.41b Chronic daily intakes for excess lifetime cancer risk for direct contact exposures by a teen recreator
(continued)

----- AREA_CODE=k MEDIA=Other Groundwater -----
(continued)

Analyte	Dermal contact while swimming	Dermal contact while wading	Direct ingestion
Uranium-238			1.56E+02

----- AREA_CODE=l MEDIA=McNairy Groundwater -----

Analyte	Dermal contact while swimming	Dermal contact while wading	Direct ingestion
Aluminum	6.62E-06	1.13E-05	2.45E-05
Antimony	1.62E-06	2.75E-06	5.98E-06
Nitrate as Nitrogen	1.10E-05	1.87E-05	4.07E-05
Silica			6.66E-04
Tetraoxo-sulfate(1-)			1.08E-03
Thallium	6.57E-06	1.12E-05	2.43E-05
Zinc	2.11E-06	3.61E-06	7.83E-06
Trichloroethene	1.22E-04	2.09E-04	2.83E-05
Technetium-99			6.66E+03

----- AREA_CODE=l MEDIA=Other Groundwater -----

Analyte	Dermal contact while swimming	Dermal contact while wading	Direct ingestion
Methylene chloride	3.88E-07	6.62E-07	3.19E-07

----- AREA_CODE=l MEDIA=RGa Groundwater -----

Analyte	Dermal contact while swimming	Dermal contact while wading	Direct ingestion
Aluminum	2.76E-05	4.71E-05	1.02E-04
Arsenic	5.61E-08	9.57E-08	2.08E-07
Barium	4.04E-06	6.90E-06	1.50E-05
Beryllium	1.02E-07	1.74E-07	3.79E-07
Cadmium	1.62E-07	2.77E-07	6.01E-07
Chromium	9.79E-07	1.67E-06	3.63E-06
Cobalt	4.45E-07	7.59E-07	1.65E-06
Fluoride	4.20E-06	7.15E-06	1.55E-05
Iron	9.12E-05	1.56E-04	3.38E-04
Lead	8.54E-07	1.46E-06	3.16E-06
Manganese	6.83E-06	1.16E-05	2.53E-05
Mercury	5.18E-09	8.83E-09	1.92E-08
Molybdenum	4.99E-07	8.51E-07	1.85E-06
Nitrate as Nitrogen	2.41E-05	4.12E-05	8.94E-05
Selenium	6.52E-08	1.11E-07	2.42E-07
Silica			6.62E-04
Sulfate	1.69E-04	2.87E-04	6.24E-04
Tetraoxo-sulfate(1-)			5.63E-04
Thallium	1.25E-06	2.13E-06	4.63E-06
Tin	3.98E-06	6.79E-06	1.47E-05
Uranium	8.09E-08	1.38E-07	3.00E-07

Table 3.41b Chronic daily intakes for excess lifetime cancer risk for direct contact exposures by a teen recreator
(continued)

----- AREA_CODE=1 MEDIA=RGa Groundwater -----
(continued)

Analyte	Dermal contact while swimming	Dermal contact while wading	Direct ingestion
Vanadium	7.69E-07	1.31E-06	2.85E-06
Zinc	4.74E-07	8.08E-07	1.75E-06
1,1,2-Trichloroethane	2.90E-07	4.94E-07	1.28E-07
1,1-Dichloroethene	9.98E-06	1.70E-05	4.15E-06
1,2-Dichloroethane	1.01E-07	1.72E-07	7.03E-08
Acetone	1.60E-07	2.73E-07	1.04E-06
Bis(2-ethylhexyl)phthalate	8.07E-07	1.38E-06	1.28E-07
Butyl benzyl phthalate	1.23E-06	2.10E-06	6.39E-08
Carbon tetrachloride	6.07E-05	1.04E-04	1.02E-05
Chlorobenzene	1.41E-06	2.41E-06	1.28E-07
Chloroform	2.15E-06	3.67E-06	8.95E-07
Di-n-butyl phthalate	2.62E-05	4.47E-05	8.44E-07
Dimethylbenzene	1.24E-03	2.11E-03	4.84E-05
Ethane			3.52E-06
Ethylbenzene	5.43E-04	9.27E-04	2.72E-05
Ethylene			1.83E-05
Methylene chloride	9.70E-07	1.65E-06	7.98E-07
Tetrachloroethene	2.04E-03	3.48E-03	2.04E-05
Trichloroethene	3.85E-03	6.56E-03	8.91E-04
Vinyl chloride	5.73E-04	9.77E-04	2.91E-04
cis-1,2-Dichloroethene	3.93E-04	6.70E-04	1.46E-04
trans-1,2-Dichloroethene	2.22E-05	3.78E-05	7.67E-05
Americium-241			3.34E+01
Cesium-137			1.45E+03
Cobalt-60			6.61E+01
Neptunium-237			5.90E+01
Plutonium-239			2.32E+00
Radium-226			3.22E+03
Radon-222			3.02E+04
Technetium-99			2.44E+04
Thorium-230			3.78E+01
Uranium-234			1.14E+02
Uranium-235			9.19E+01
Uranium-235/236			9.15E+00
Uranium-238			1.51E+03

----- AREA_CODE=1 MEDIA=UCRS Groundwater -----

Analyte	Dermal contact while swimming	Dermal contact while wading	Direct ingestion
Aluminum	4.55E-05	7.75E-05	1.68E-04
Ammonia as Nitrogen	1.84E-06	3.14E-06	4.55E-06
Antimony	4.81E-07	8.21E-07	1.78E-06
Arsenic	2.45E-07	4.19E-07	9.09E-07
Barium	5.08E-06	8.67E-06	1.88E-05
Beryllium	2.93E-08	5.00E-08	1.09E-07
Cadmium	1.36E-07	2.32E-07	5.03E-07
Chromium	5.93E-07	1.01E-06	2.20E-06
Cobalt	4.18E-07	7.12E-07	1.55E-06
Fluoride	3.98E-06	6.79E-06	1.47E-05
Iron	8.22E-05	1.40E-04	3.04E-04
Kjeldahl Nitrogen			3.14E-04
Lead	8.03E-07	1.37E-06	2.98E-06
Manganese	9.05E-06	1.54E-05	3.35E-05
Mercury	5.18E-09	8.83E-09	1.92E-08

Table 3.41b Chronic daily intakes for excess lifetime cancer risk for direct contact exposures by a teen recreator
(continued)

----- AREA_CODE=1 MEDIA=UCRS Groundwater -----
(continued)

Analyte	Dermal contact while swimming	Dermal contact while wading	Direct ingestion
Molybdenum	1.73E-07	2.94E-07	6.39E-07
Nickel	2.32E-06	3.96E-06	8.60E-06
Nitrate as Nitrogen	1.46E-05	2.49E-05	5.40E-05
Nitrate/Nitrite	3.61E-05	6.16E-05	1.34E-04
Orthophosphate			5.32E-06
Selenium	4.49E-08	7.66E-08	1.66E-07
Silica			1.10E-03
Strontium	2.22E-05	3.79E-05	8.23E-05
Sulfate	2.26E-03	3.85E-03	8.37E-03
Sulfide			1.72E-03
Tetraoxo-sulfate(1-)			6.36E-03
Thallium	9.60E-07	1.64E-06	3.55E-06
Tin	4.49E-07	7.65E-07	1.66E-06
Uranium	2.02E-07	3.45E-07	7.49E-07
Vanadium	1.34E-06	2.28E-06	4.95E-06
Zinc	3.12E-07	5.32E-07	1.16E-06
1,1-Dichloroethene	3.07E-05	5.24E-05	1.28E-05
1,2-Dichloroethane	1.83E-07	3.12E-07	1.28E-07
1,2-Dichloroethene	6.97E-08	1.19E-07	2.41E-07
2,4-Dimethylphenol	8.35E-06	1.42E-05	2.81E-07
Benzene	2.83E-06	4.82E-06	4.98E-07
Bis(2-ethylhexyl)phthalate	4.04E-07	6.88E-07	6.39E-08
Chloroethane	1.13E-04	1.93E-04	5.24E-05
Chloroform	2.61E-06	4.45E-06	1.09E-06
Di-n-butyl phthalate	1.94E-06	3.32E-06	6.26E-08
Dimethylbenzene	1.39E-03	2.37E-03	5.44E-05
Ethane			7.93E-06
Ethylbenzene	6.13E-04	1.05E-03	3.07E-05
Ethylene			1.12E-04
Fluorene	1.67E-05	2.85E-05	2.52E-07
Isophorone	3.82E-07	6.52E-07	3.22E-07
Methylene chloride	7.92E-07	1.35E-06	6.52E-07
Naphthalene	1.68E-05	2.86E-05	9.01E-07
Phenanthrene	1.81E-05	3.09E-05	2.49E-07
Trichloroethene	9.21E-03	1.57E-02	2.13E-03
Vinyl chloride	6.30E-04	1.07E-03	3.19E-04
cis-1,2-Dichloroethene	8.45E-04	1.44E-03	3.13E-04
trans-1,2-Dichloroethene	9.24E-06	1.58E-05	3.19E-05
Americium-241			2.39E+01
Cobalt-60			8.42E+01
Neptunium-237			3.55E+01
Plutonium-239			1.40E+01
Radium-226			3.22E+01
Radon-222			6.72E+04
Technetium-99			1.28E+04
Thorium-228			4.49E+01
Uranium-234			3.04E+02
Uranium-235			6.60E+01
Uranium-235/236			5.62E+00
Uranium-238			8.09E+02

Table 3.41b Chronic daily intakes for excess lifetime cancer risk for direct contact exposures by a teen recreator
(continued)

----- AREA_CODE=m MEDIA=McNairy Groundwater -----

Analyte	Dermal contact while swimming	Dermal contact while wading	Direct ingestion
Aluminum	1.13E-05	1.93E-05	4.19E-05
Arsenic	9.73E-08	1.66E-07	3.60E-07
Barium	3.43E-06	5.85E-06	1.27E-05
Beryllium	1.17E-07	2.00E-07	4.35E-07
Cadmium	3.19E-07	5.44E-07	1.18E-06
Chromium	1.43E-06	2.43E-06	5.28E-06
Cobalt	5.20E-07	8.86E-07	1.92E-06
Fluoride	4.70E-06	8.02E-06	1.74E-05
Iron	5.20E-04	8.86E-04	1.92E-03
Manganese	8.27E-06	1.41E-05	3.06E-05
Mercury	5.92E-09	1.01E-08	2.19E-08
Molybdenum	6.23E-07	1.06E-06	2.31E-06
Nickel	7.24E-07	1.24E-06	2.68E-06
Silica			1.07E-03
Sulfate	8.57E-03	1.46E-02	3.17E-02
Tetraoxo-sulfate(1-)			4.99E-04
Uranium	3.36E-08	5.74E-08	1.25E-07
Vanadium	2.58E-06	4.40E-06	9.56E-06
Zinc	6.79E-07	1.16E-06	2.52E-06
Trichloroethene	4.18E-07	7.13E-07	9.68E-08
Neptunium-237			1.95E+00
Plutonium-239			3.32E+00
Radium-226			4.94E+01
Radon-222			1.68E+04
Technetium-99			5.20E+02
Thorium-230			3.21E+01

----- AREA_CODE=m MEDIA=Other Groundwater -----

Analyte	Dermal contact while swimming	Dermal contact while wading	Direct ingestion
Aluminum	6.02E-05	1.03E-04	2.23E-04
Ammonia as Nitrogen	1.05E-04	1.79E-04	2.60E-04
Antimony	6.17E-07	1.05E-06	2.28E-06
Arsenic	4.57E-08	7.79E-08	1.69E-07
Barium	1.75E-06	2.98E-06	6.48E-06
Beryllium	4.71E-08	8.03E-08	1.74E-07
Cadmium	2.76E-07	4.71E-07	1.02E-06
Chromium	4.60E-07	7.84E-07	1.70E-06
Cobalt	1.10E-06	1.87E-06	4.07E-06
Fluoride	1.07E-05	1.83E-05	3.97E-05
Iron	8.01E-04	1.37E-03	2.97E-03
Kjeldahl Nitrogen			6.60E-05
Lead	2.11E-06	3.61E-06	7.83E-06
Manganese	6.87E-05	1.17E-04	2.55E-04
Mercury	3.13E-09	5.33E-09	1.16E-08
Nickel	1.09E-06	1.86E-06	4.04E-06
Nitrate as Nitrogen	3.53E-05	6.02E-05	1.31E-04
Silica			2.56E-03
Strontium	1.04E-05	1.78E-05	3.86E-05
Sulfate	2.22E-02	3.79E-02	8.23E-02
Sulfide			8.47E-05
Tetraoxo-sulfate(1-)			3.62E-02
Thallium	1.29E-06	2.21E-06	4.79E-06
Tin	8.99E-08	1.53E-07	3.33E-07
Uranium	4.75E-08	8.10E-08	1.76E-07

Table 3.41b Chronic daily intakes for excess lifetime cancer risk for direct contact exposures by a teen recreator
(continued)

----- AREA_CODE=m MEDIA=Other Groundwater -----
(continued)

Analyte	Dermal contact while swimming	Dermal contact while wading	Direct ingestion
Vanadium	1.88E-06	3.21E-06	6.97E-06
Zinc	7.88E-07	1.34E-06	2.92E-06
1,1-Dichloroethane	2.55E-06	4.35E-06	1.06E-06
1,1-Dichloroethene	4.05E-06	6.90E-06	1.68E-06
1,2-Dichloroethene	1.76E-06	3.01E-06	6.10E-06
Acetone	4.91E-07	8.37E-07	3.19E-06
Di-n-butyl phthalate	1.10E-05	1.88E-05	3.56E-07
Methylene chloride	3.45E-07	5.88E-07	2.84E-07
Naphthalene	1.61E-05	2.74E-05	8.63E-07
Phenanthrene	9.32E-06	1.59E-05	1.28E-07
Trichloroethene	6.69E-06	1.14E-05	1.55E-06
Vinyl chloride	1.89E-06	3.22E-06	9.58E-07
cis-1,2-Dichloroethene	1.55E-05	2.65E-05	5.76E-06
Neptunium-237			7.71E+00
Radium-226			2.57E+01
Radon-222			6.16E+04
Technetium-99			6.69E+02
Thorium-228			5.48E+01
Thorium-230			3.81E+01
Uranium-234			1.46E+02
Uranium-235			1.83E+01
Uranium-238			1.56E+02

----- AREA_CODE=m MEDIA=RGa Groundwater -----

Analyte	Dermal contact while swimming	Dermal contact while wading	Direct ingestion
Aluminum	1.35E-05	2.30E-05	5.00E-05
Antimony	1.36E-06	2.32E-06	5.04E-06
Arsenic	4.54E-08	7.75E-08	1.68E-07
Barium	1.69E-06	2.88E-06	6.26E-06
Beryllium	1.23E-07	2.11E-07	4.57E-07
Bicarbonate			8.10E-03
Boron	4.56E-06	7.78E-06	1.69E-05
Cadmium	1.72E-07	2.94E-07	6.39E-07
Cerium			2.56E-06
Chromium	3.11E-06	5.31E-06	1.15E-05
Cobalt	4.90E-07	8.35E-07	1.81E-06
Copper	5.06E-07	8.62E-07	1.87E-06
Fluoride	2.90E-06	4.95E-06	1.07E-05
Gallium			2.88E-06
Iron	4.28E-05	7.29E-05	1.58E-04
Lead	8.78E-07	1.50E-06	3.25E-06
Lithium	6.90E-07	1.18E-06	2.56E-06
Manganese	1.82E-06	3.11E-06	6.76E-06
Mercury	2.14E-09	3.65E-09	7.93E-09
Molybdenum	4.94E-07	8.43E-07	1.83E-06
Nickel	1.12E-06	1.92E-06	4.16E-06
Nitrate as Nitrogen	1.70E-05	2.90E-05	6.30E-05
Selenium	4.38E-08	7.47E-08	1.62E-07
Silica			5.90E-04
Silver	3.94E-07	6.73E-07	1.46E-06
Sulfate	4.72E-04	8.05E-04	1.75E-03
Tetraoxo-sulfate(1-)			7.03E-04
Thallium	1.88E-06	3.20E-06	6.95E-06

Table 3.41b Chronic daily intakes for excess lifetime cancer risk for direct contact exposures by a teen recreator
(continued)

----- AREA_CODE=m MEDIA=RGa Groundwater -----
(continued)

Analyte	Dermal contact while swimming	Dermal contact while wading	Direct ingestion
Thorium			1.60E-06
Titanium	6.27E-07	1.07E-06	2.32E-06
Uranium	1.98E-08	3.38E-08	7.34E-08
Vanadium	1.09E-06	1.86E-06	4.04E-06
Zinc	9.72E-07	1.66E-06	3.60E-06
Zirconium	1.73E-07	2.94E-07	6.39E-07
1,1-Dichloroethene	3.07E-06	5.24E-06	1.28E-06
1,2-Dichlorobenzene	6.00E-08	1.02E-07	3.64E-09
1,2-Dichloroethene	3.60E-08	6.13E-08	1.25E-07
1,3,5-Trimethylbenzene	8.40E-07	1.43E-06	1.28E-08
1,4-Dichlorobenzene	6.63E-08	1.13E-07	3.96E-09
2-Butanone	2.17E-07	3.69E-07	7.36E-07
4-Bromofluorobenzene			3.00E-06
4-Methyl-2-pentanone			5.77E-07
Acetone	1.10E-07	1.88E-07	7.17E-07
Acrylonitrile	2.42E-07	4.12E-07	6.39E-07
Benzene	3.62E-07	6.18E-07	6.39E-08
Bis(2-ethylhexyl)phthalate	2.41E-06	4.12E-06	3.82E-07
Bromomethane	6.04E-08	1.03E-07	6.39E-08
Carbazole	1.80E-05	3.06E-05	7.32E-07
Carbon tetrachloride	2.28E-07	3.88E-07	3.83E-08
Chloroform	3.07E-07	5.24E-07	1.28E-07
Chloromethane	1.45E-07	2.47E-07	1.28E-07
Chrysene	8.38E-06	1.43E-05	3.83E-08
Di-n-butyl phthalate	1.18E-05	2.01E-05	3.80E-07
Dimethylbenzene	9.80E-06	1.67E-05	3.83E-07
Ethanol			1.08E-05
Ethylbenzene	1.28E-06	2.18E-06	6.39E-08
Methylene chloride	2.80E-07	4.77E-07	2.30E-07
PCB-1254	2.53E-06	4.31E-06	2.70E-08
Polychlorinated biphenyl	5.97E-07	1.02E-06	6.39E-09
Tetrachloroethene	1.28E-05	2.18E-05	1.28E-07
Trichloroethene	1.61E-04	2.75E-04	3.74E-05
Vinyl chloride	1.26E-07	2.15E-07	6.39E-08
cis-1,2-Dichloroethene	3.80E-06	6.47E-06	1.41E-06
m,p-Xylene	8.92E-08	1.52E-07	3.49E-09
trans-1,2-Dichloroethene	9.24E-08	1.58E-07	3.19E-07
trans-1,3-Dichloropropene			1.09E-08
Americium-241			1.55E+01
Cesium-137			2.52E+01
Cobalt-60			5.30E+01
Neptunium-237			1.10E+01
Plutonium-239			2.13E+00
Radium-226			2.80E+01
Radon-222			3.14E+04
Technetium-99			8.92E+03
Thorium-230			3.33E+01

----- AREA_CODE=m MEDIA=UCRS Groundwater -----

Analyte	Dermal contact while swimming	Dermal contact while wading	Direct ingestion
Aluminum	5.80E-05	9.89E-05	2.15E-04
Antimony	9.92E-07	1.69E-06	3.67E-06
Arsenic	6.91E-08	1.18E-07	2.56E-07

Table 3.41b Chronic daily intakes for excess lifetime cancer risk for direct contact exposures by a teen recreator
(continued)

----- AREA_CODE=m MEDIA=UCRS Groundwater -----
(continued)

Analyte	Dermal contact while swimming	Dermal contact while wading	Direct ingestion
Barium	4.85E-06	8.28E-06	1.80E-05
Cadmium	1.74E-07	2.97E-07	6.44E-07
Chromium	5.10E-07	8.69E-07	1.89E-06
Cobalt	4.55E-07	7.76E-07	1.69E-06
Copper	2.26E-06	3.85E-06	8.37E-06
Fluoride	1.13E-05	1.92E-05	4.17E-05
Iron	7.14E-05	1.22E-04	2.64E-04
Lead	8.88E-07	1.51E-06	3.29E-06
Manganese	3.54E-06	6.03E-06	1.31E-05
Mercury	1.98E-09	3.38E-09	7.35E-09
Nickel	1.07E-06	1.82E-06	3.96E-06
Nitrate as Nitrogen	2.23E-05	3.81E-05	8.28E-05
Silica			1.07E-03
Silver	3.56E-07	6.07E-07	1.32E-06
Sulfate	1.30E-03	2.22E-03	4.83E-03
Tetraoxo-sulfate(1-)			2.93E-03
Thallium	1.41E-07	2.41E-07	5.24E-07
Uranium	1.10E-06	1.87E-06	4.06E-06
Vanadium	3.92E-06	6.68E-06	1.45E-05
Zinc	2.79E-06	4.76E-06	1.03E-05
Benzene	1.14E-06	1.95E-06	2.02E-07
Bromodichloromethane	9.01E-07	1.54E-06	5.75E-07
Chloroform	1.65E-06	2.81E-06	6.86E-07
Dibromochloromethane	1.35E-07	2.29E-07	1.28E-07
Ethanol			1.53E-06
Methylene chloride	3.30E-07	5.62E-07	2.71E-07
Trichloroethene	1.04E-06	1.77E-06	2.40E-07
Cesium-137			6.32E+01
Cobalt-60			9.57E+01
Neptunium-237			6.69E+00
Plutonium-239			5.90E+00
Radium-226			4.84E+01
Radon-222			2.36E+04
Technetium-99			1.54E+03

----- AREA_CODE=n MEDIA=McNairy Groundwater -----

Analyte	Dermal contact while swimming	Dermal contact while wading	Direct ingestion
Aluminum	2.66E-05	4.54E-05	9.86E-05
Antimony	1.41E-06	2.40E-06	5.22E-06
Arsenic	8.07E-08	1.38E-07	2.99E-07
Barium	3.25E-06	5.54E-06	1.20E-05
Beryllium	1.18E-07	2.02E-07	4.38E-07
Cadmium	3.29E-07	5.61E-07	1.22E-06
Chromium	5.50E-07	9.37E-07	2.04E-06
Cobalt	5.14E-07	8.77E-07	1.90E-06
Fluoride	4.11E-06	7.00E-06	1.52E-05
Iron	1.54E-04	2.63E-04	5.71E-04
Manganese	6.57E-06	1.12E-05	2.43E-05
Mercury	4.15E-09	7.08E-09	1.54E-08
Molybdenum	6.01E-07	1.02E-06	2.23E-06
Nickel	7.29E-07	1.24E-06	2.70E-06
Nitrate as Nitrogen	9.74E-06	1.66E-05	3.61E-05
Silica			8.94E-04

Table 3.41b Chronic daily intakes for excess lifetime cancer risk for direct contact exposures by a teen recreator
(continued)

----- AREA_CODE=n MEDIA=McNairy Groundwater -----
(continued)

Analyte	Dermal contact while swimming	Dermal contact while wading	Direct ingestion
Sulfate	6.50E-03	1.11E-02	2.41E-02
Tetraoxo-sulfate(1-)			4.79E-04
Thallium	1.54E-06	2.62E-06	5.69E-06
Uranium	2.90E-08	4.95E-08	1.07E-07
Vanadium	2.04E-06	3.49E-06	7.57E-06
Zinc	1.10E-06	1.87E-06	4.06E-06
Trichloroethene	4.60E-05	7.85E-05	1.07E-05
Neptunium-237			5.06E+00
Plutonium-239			2.71E+00
Radium-226			4.29E+01
Radon-222			1.32E+04
Technetium-99			2.70E+03
Thorium-230			2.56E+01

----- AREA_CODE=n MEDIA=Other Groundwater -----

Analyte	Dermal contact while swimming	Dermal contact while wading	Direct ingestion
Aluminum	6.02E-05	1.03E-04	2.23E-04
Ammonia as Nitrogen	1.05E-04	1.79E-04	2.60E-04
Antimony	6.17E-07	1.05E-06	2.28E-06
Arsenic	4.57E-08	7.79E-08	1.69E-07
Barium	1.75E-06	2.98E-06	6.48E-06
Beryllium	4.71E-08	8.03E-08	1.74E-07
Cadmium	2.76E-07	4.71E-07	1.02E-06
Chromium	4.60E-07	7.84E-07	1.70E-06
Cobalt	1.10E-06	1.87E-06	4.07E-06
Fluoride	1.07E-05	1.83E-05	3.97E-05
Iron	8.01E-04	1.37E-03	2.97E-03
Kjeldahl Nitrogen			6.60E-05
Lead	2.11E-06	3.61E-06	7.83E-06
Manganese	6.87E-05	1.17E-04	2.55E-04
Mercury	3.13E-09	5.33E-09	1.16E-08
Nickel	1.09E-06	1.86E-06	4.04E-06
Nitrate as Nitrogen	3.53E-05	6.02E-05	1.31E-04
Silica			2.56E-03
Strontium	1.04E-05	1.78E-05	3.86E-05
Sulfate	2.22E-02	3.79E-02	8.23E-02
Sulfide			8.47E-05
Tetraoxo-sulfate(1-)			3.62E-02
Thallium	1.29E-06	2.21E-06	4.79E-06
Tin	8.99E-08	1.53E-07	3.33E-07
Uranium	4.75E-08	8.10E-08	1.76E-07
Vanadium	1.88E-06	3.21E-06	6.97E-06
Zinc	7.88E-07	1.34E-06	2.92E-06
1,1-Dichloroethane	2.52E-06	4.30E-06	1.05E-06
1,1-Dichloroethene	4.00E-06	6.82E-06	1.66E-06
1,2-Dichloroethene	1.49E-06	2.54E-06	5.16E-06
Acetone	4.91E-07	8.37E-07	3.19E-06
Di-n-butyl phthalate	1.10E-05	1.88E-05	3.56E-07
Methylene chloride	3.30E-07	5.62E-07	2.71E-07
Naphthalene	1.61E-05	2.74E-05	8.63E-07
Phenanthrene	9.32E-06	1.59E-05	1.28E-07
Trichloroethene	6.64E-06	1.13E-05	1.54E-06
Vinyl chloride	1.89E-06	3.22E-06	9.58E-07

Table 3.41b Chronic daily intakes for excess lifetime cancer risk for direct contact exposures by a teen recreator
(continued)

----- AREA_CODE=n MEDIA=Other Groundwater -----
(continued)

Analyte	Dermal contact while swimming	Dermal contact while wading	Direct ingestion
cis-1,2-Dichloroethene	1.55E-05	2.65E-05	5.76E-06
Neptunium-237			7.71E+00
Radium-226			2.57E+01
Radon-222			6.16E+04
Technetium-99			6.69E+02
Thorium-228			5.48E+01
Thorium-230			3.81E+01
Uranium-234			1.46E+02
Uranium-235			1.83E+01
Uranium-238			1.56E+02

----- AREA_CODE=n MEDIA=RGa Groundwater -----

Analyte	Dermal contact while swimming	Dermal contact while wading	Direct ingestion
Aluminum	1.80E-05	3.07E-05	6.67E-05
Antimony	1.33E-06	2.26E-06	4.91E-06
Arsenic	4.95E-08	8.44E-08	1.83E-07
Barium	1.70E-06	2.90E-06	6.30E-06
Beryllium	1.16E-07	1.99E-07	4.31E-07
Bicarbonate			8.10E-03
Boron	4.56E-06	7.78E-06	1.69E-05
Cadmium	1.64E-07	2.80E-07	6.07E-07
Cerium			2.56E-06
Chromium	2.12E-06	3.61E-06	7.85E-06
Cobalt	4.74E-07	8.08E-07	1.75E-06
Copper	4.43E-07	7.55E-07	1.64E-06
Fluoride	3.35E-06	5.71E-06	1.24E-05
Gallium			2.88E-06
Iron	5.48E-05	9.35E-05	2.03E-04
Lead	8.51E-07	1.45E-06	3.15E-06
Lithium	6.90E-07	1.18E-06	2.56E-06
Manganese	3.74E-06	6.38E-06	1.39E-05
Mercury	4.84E-09	8.25E-09	1.79E-08
Molybdenum	4.91E-07	8.38E-07	1.82E-06
Nickel	1.09E-06	1.87E-06	4.05E-06
Nitrate as Nitrogen	1.89E-05	3.23E-05	7.01E-05
Selenium	5.32E-08	9.07E-08	1.97E-07
Silica			6.17E-04
Silver	4.01E-07	6.84E-07	1.49E-06
Sulfate	4.10E-04	7.00E-04	1.52E-03
Tetraoxo-sulfate(1-			6.28E-04
Thallium	1.72E-06	2.93E-06	6.37E-06
Thorium			1.60E-06
Tin	6.89E-07	1.18E-06	2.55E-06
Titanium	6.27E-07	1.07E-06	2.32E-06
Uranium	4.56E-08	7.78E-08	1.69E-07
Vanadium	1.01E-06	1.72E-06	3.73E-06
Zinc	8.33E-07	1.42E-06	3.09E-06
Zirconium	1.73E-07	2.94E-07	6.39E-07
1,1,2-Trichloroethane	2.90E-07	4.94E-07	1.28E-07
1,1-Dichloroethene	9.98E-06	1.70E-05	4.15E-06
1,2-Dichlorobenzene	6.00E-08	1.02E-07	3.64E-09
1,2-Dichloroethane	1.01E-07	1.72E-07	7.03E-08
1,2-Dichloroethene	3.32E-08	5.66E-08	1.15E-07

Table 3.41b Chronic daily intakes for excess lifetime cancer risk for direct contact exposures by a teen recreator
(continued)

----- AREA_CODE=n MEDIA=RGa Groundwater -----
(continued)

Analyte	Dermal contact while swimming	Dermal contact while wading	Direct ingestion
1,3,5-Trimethylbenzene	8.40E-07	1.43E-06	1.28E-08
1,4-Dichlorobenzene	6.63E-08	1.13E-07	3.96E-09
2-Butanone	1.77E-06	3.02E-06	6.02E-06
4-Bromofluorobenzene			3.00E-06
4-Methyl-2-pentanone	9.68E-07	1.65E-06	1.09E-06
Acetone	9.20E-07	1.57E-06	5.99E-06
Acrylonitrile	2.42E-07	4.12E-07	6.39E-07
Benzene	3.62E-07	6.18E-07	6.39E-08
Bis(2-ethylhexyl)phthalate	2.19E-06	3.73E-06	3.46E-07
Bromomethane	6.04E-08	1.03E-07	6.39E-08
Butyl benzyl phthalate	1.23E-06	2.10E-06	6.39E-08
Carbazole	9.04E-06	1.54E-05	3.69E-07
Carbon tetrachloride	6.07E-05	1.04E-04	1.02E-05
Chlorobenzene	1.41E-06	2.41E-06	1.28E-07
Chloroform	2.15E-06	3.67E-06	8.95E-07
Chloromethane	1.45E-07	2.47E-07	1.28E-07
Chrysene	8.38E-06	1.43E-05	3.83E-08
Di-n-butyl phthalate	1.95E-05	3.32E-05	6.28E-07
Dimethylbenzene	5.31E-04	9.06E-04	2.08E-05
Ethane			2.10E-06
Ethanol			1.08E-05
Ethylbenzene	2.36E-04	4.03E-04	1.18E-05
Ethylene			6.27E-06
Methylene chloride	3.41E-06	5.81E-06	2.81E-06
PCB-1254	2.67E-06	4.55E-06	2.85E-08
Polychlorinated biphenyl	5.97E-07	1.02E-06	6.39E-09
Tetrachloroethene	2.04E-03	3.48E-03	2.04E-05
Trichloroethene	1.85E-03	3.16E-03	4.29E-04
Vinyl chloride	2.20E-04	3.76E-04	1.12E-04
cis-1,2-Dichloroethene	1.60E-04	2.73E-04	5.93E-05
m,p-Xylene	1.59E-07	2.71E-07	6.21E-09
trans-1,2-Dichloroethene	1.64E-05	2.80E-05	5.68E-05
trans-1,3-Dichloropropene			1.09E-08
Americium-241			1.94E+01
Cesium-137			1.45E+03
Cobalt-60			5.13E+01
Neptunium-237			3.51E+01
Plutonium-239			1.91E+00
Radium-226			2.01E+03
Radon-222			3.02E+04
Technetium-99			1.45E+04
Thorium-230			3.31E+01
Uranium-234			1.14E+02
Uranium-235			9.19E+01
Uranium-235/236			9.15E+00
Uranium-238			1.51E+03

----- AREA_CODE=n MEDIA=UCRS Groundwater -----

Analyte	Dermal contact while swimming	Dermal contact while wading	Direct ingestion
Aluminum	4.49E-05	7.66E-05	1.66E-04
Ammonia as Nitrogen	1.84E-06	3.14E-06	4.55E-06
Antimony	8.57E-07	1.46E-06	3.18E-06
Arsenic	2.09E-07	3.57E-07	7.75E-07

Table 3.41b Chronic daily intakes for excess lifetime cancer risk for direct contact exposures by a teen recreator
(continued)

----- AREA_CODE=n MEDIA=UCRS Groundwater ----- (continued)			
Analyte	Dermal contact while swimming	Dermal contact while wading	Direct ingestion
Barium	4.80E-06	8.18E-06	1.78E-05
Beryllium	2.93E-08	5.00E-08	1.09E-07
Cadmium	1.38E-07	2.36E-07	5.13E-07
Chromium	5.70E-07	9.73E-07	2.11E-06
Cobalt	4.23E-07	7.22E-07	1.57E-06
Copper	8.36E-07	1.43E-06	3.10E-06
Fluoride	7.63E-06	1.30E-05	2.83E-05
Iron	7.21E-05	1.23E-04	2.67E-04
Kjeldahl Nitrogen			3.14E-04
Lead	8.32E-07	1.42E-06	3.08E-06
Manganese	1.37E-05	2.33E-05	5.06E-05
Mercury	8.63E-09	1.47E-08	3.19E-08
Molybdenum	1.73E-07	2.94E-07	6.39E-07
Nickel	1.86E-06	3.16E-06	6.87E-06
Nitrate as Nitrogen	1.38E-05	2.36E-05	5.12E-05
Nitrate/Nitrite	3.61E-05	6.16E-05	1.34E-04
Orthophosphate			5.32E-06
Selenium	4.45E-08	7.59E-08	1.65E-07
Silica			1.06E-03
Silver	3.63E-07	6.20E-07	1.35E-06
Strontium	2.22E-05	3.79E-05	8.23E-05
Sulfate	2.12E-03	3.61E-03	7.85E-03
Sulfide			1.72E-03
Tetraoxo-sulfate(1-)			5.94E-03
Thallium	8.97E-07	1.53E-06	3.32E-06
Tin	4.49E-07	7.65E-07	1.66E-06
Uranium	4.14E-07	7.06E-07	1.53E-06
Vanadium	1.39E-06	2.37E-06	5.14E-06
Zinc	9.06E-07	1.55E-06	3.36E-06
1,1-Dichloroethene	3.07E-05	5.24E-05	1.28E-05
1,2-Dichloroethane	1.83E-07	3.12E-07	1.28E-07
1,2-Dichloroethene	1.13E-07	1.92E-07	3.90E-07
2,4-Dimethylphenol	8.35E-06	1.42E-05	2.81E-07
Benzene	2.83E-06	4.82E-06	4.98E-07
Bis(2-ethylhexyl)phthalate	4.04E-07	6.88E-07	6.39E-08
Bromodichloromethane	9.01E-07	1.54E-06	5.75E-07
Chloroethane	9.54E-06	1.63E-05	4.42E-06
Chloroform	3.69E-06	6.28E-06	1.53E-06
Di-n-butyl phthalate	1.94E-06	3.32E-06	6.26E-08
Dibromochloromethane	1.35E-07	2.29E-07	1.28E-07
Dimethylbenzene	9.79E-04	1.67E-03	3.83E-05
Ethane			7.93E-06
Ethanol			1.53E-06
Ethylbenzene	4.33E-04	7.38E-04	2.17E-05
Ethylene			1.12E-04
Fluorene	1.67E-05	2.85E-05	2.52E-07
Isophorone	3.82E-07	6.52E-07	3.22E-07
Methylene chloride	3.49E-07	5.96E-07	2.88E-07
Naphthalene	1.68E-05	2.86E-05	9.01E-07
Phenanthrene	1.81E-05	3.09E-05	2.49E-07
Trichloroethene	6.95E-03	1.19E-02	1.61E-03
Vinyl chloride	6.30E-04	1.07E-03	3.19E-04
cis-1,2-Dichloroethene	6.63E-04	1.13E-03	2.46E-04
trans-1,2-Dichloroethene	9.24E-06	1.58E-05	3.19E-05
Americium-241			-1.28E+01
Cesium-137			6.32E+01
Cobalt-60			8.33E+01
Neptunium-237			2.28E+01
Plutonium-239			9.76E+00

Table 3.41b Chronic daily intakes for excess lifetime cancer risk for direct contact exposures by a teen recreator
(continued)

----- AREA_CODE=n MEDIA=UCRS Groundwater -----
(continued)

Analyte	Dermal contact while swimming	Dermal contact while wading	Direct ingestion
Radium-226			3.63E+01
Radon-222			5.65E+04
Technetium-99			1.01E+04
Thorium-228			4.49E+01
Uranium-234			3.04E+02
Uranium-235			6.60E+01
Uranium-235/236			5.62E+00
Uranium-238			8.09E+02

Table 3.41c Chronic daily intakes for excess lifetime cancer risk for direct contact exposures by an adult recreator

----- AREA_CODE=a MEDIA=RGa Groundwater -----

Analyte	Dermal contact while swimming	Dermal contact while wading	Direct ingestion
Aluminum	2.62E-05	1.55E-05	7.23E-05
Arsenic	9.29E-08	5.50E-08	2.56E-07
Barium	3.58E-06	2.12E-06	9.85E-06
Chromium	1.16E-06	6.87E-07	3.20E-06
Fluoride	8.04E-06	4.76E-06	2.21E-05
Iron	5.72E-05	3.38E-05	1.57E-04
Manganese	4.12E-06	2.44E-06	1.14E-05
Tetraoxo-sulfate(1-)			1.56E-03
Thallium	6.22E-06	3.68E-06	1.71E-05
Vanadium	3.88E-06	2.30E-06	1.07E-05
Zinc	4.80E-07	2.84E-07	1.32E-06
1,1-Dichloroethene	5.58E-06	3.30E-06	1.73E-06
Carbon tetrachloride	8.07E-05	4.78E-05	1.01E-05
Chloroform	4.65E-07	2.75E-07	1.44E-07
Tetrachloroethene	2.22E-03	1.32E-03	1.66E-05
Trichloroethene	1.92E-01	1.14E-01	3.31E-02
cis-1,2-Dichloroethene	2.67E-05	1.58E-05	7.36E-06
trans-1,2-Dichloroethene	4.21E-06	2.49E-06	1.08E-05
Cesium-137			1.66E+03
Neptunium-237			7.90E+02
Technetium-99			1.02E+05
Thorium-230			1.12E+02

----- AREA_CODE=a MEDIA=UCRS Groundwater -----

Analyte	Dermal contact while swimming	Dermal contact while wading	Direct ingestion
Aluminum	5.94E-05	3.52E-05	1.64E-04
Antimony	7.29E-07	4.32E-07	2.01E-06
Arsenic	7.23E-08	4.28E-08	1.99E-07
Barium	1.25E-06	7.39E-07	3.44E-06
Beryllium	1.45E-08	8.60E-09	4.00E-08
Chromium	3.71E-07	2.20E-07	1.02E-06
Cobalt	5.22E-08	3.09E-08	1.44E-07
Iron	8.79E-05	5.21E-05	2.42E-04
Lead	1.80E-06	1.07E-06	4.97E-06
Manganese	1.50E-06	8.89E-07	4.14E-06
Nickel	2.37E-06	1.40E-06	6.53E-06
Silica			1.61E-03
Tetraoxo-sulfate(1-)			4.49E-03
Uranium	4.18E-07	2.48E-07	1.15E-06
Vanadium	2.49E-06	1.47E-06	6.86E-06
Zinc	5.20E-07	3.08E-07	1.43E-06
1,1-Dichloroethene	3.72E-07	2.20E-07	1.15E-07
Bis(2-ethylhexyl)phthalate	6.11E-07	3.62E-07	7.20E-08
Chloroform	3.02E-06	1.79E-06	9.35E-07
Trichloroethene	3.47E-02	2.05E-02	5.97E-03
cis-1,2-Dichloroethene	3.40E-05	2.01E-05	9.35E-06
trans-1,2-Dichloroethene	1.21E-06	7.15E-07	3.11E-06
Neptunium-237			1.16E+02
Radon-222			5.93E+04
Technetium-99			9.26E+03

Table 3.41c Chronic daily intakes for excess lifetime cancer risk for direct contact exposures by an adult recreator (continued)

----- AREA_CODE=b MEDIA=McNairy Groundwater -----

Analyte	Dermal contact while swimming	Dermal contact while wading	Direct ingestion
Aluminum	2.20E-05	1.30E-05	6.06E-05
Antimony	2.80E-06	1.66E-06	7.70E-06
Nitrate as Nitrogen	1.81E-05	1.07E-05	4.99E-05
Silica			5.77E-04
Tetraoxo-sulfate(1-)			7.10E-04
Trichloroethene	2.51E-04	1.48E-04	4.32E-05
Technetium-99			1.62E+04

----- AREA_CODE=b MEDIA=RGa Groundwater -----

Analyte	Dermal contact while swimming	Dermal contact while wading	Direct ingestion
Aluminum	3.98E-05	2.36E-05	1.10E-04
Arsenic	8.73E-08	5.17E-08	2.41E-07
Barium	5.68E-06	3.37E-06	1.57E-05
Beryllium	1.68E-07	9.95E-08	4.63E-07
Cadmium	2.26E-07	1.34E-07	6.24E-07
Chromium	8.93E-07	5.29E-07	2.46E-06
Cobalt	6.93E-07	4.10E-07	1.91E-06
Fluoride	4.08E-06	2.41E-06	1.12E-05
Iron	1.33E-04	7.88E-05	3.67E-04
Lead	1.08E-06	6.39E-07	2.98E-06
Manganese	1.04E-05	6.16E-06	2.87E-05
Mercury	7.84E-09	4.64E-09	2.16E-08
Nitrate as Nitrogen	4.32E-05	2.56E-05	1.19E-04
Selenium	1.10E-07	6.50E-08	3.03E-07
Silica			7.34E-04
Sulfate	2.32E-04	1.38E-04	6.40E-04
Tetraoxo-sulfate(1-)			5.34E-04
Tin	3.93E-06	2.33E-06	1.08E-05
Uranium	1.64E-07	9.70E-08	4.51E-07
Vanadium	1.04E-06	6.19E-07	2.88E-06
Zinc	7.18E-07	4.25E-07	1.98E-06
1,1,2-Trichloroethane	4.39E-07	2.60E-07	1.44E-07
1,1-Dichloroethene	3.02E-07	1.79E-07	9.35E-08
1,2-Dichloroethane	1.52E-07	9.02E-08	7.92E-08
Acetone	2.81E-07	1.66E-07	1.36E-06
Carbon tetrachloride	9.19E-06	5.44E-06	1.15E-06
Chlorobenzene	2.14E-06	1.27E-06	1.44E-07
Chloroform	3.25E-06	1.93E-06	1.01E-06
Di-n-butyl phthalate	2.40E-05	1.42E-05	5.76E-07
Ethane			6.05E-06
Ethylene			4.36E-05
Methylene chloride	2.62E-07	1.55E-07	1.60E-07
Tetrachloroethene	3.09E-03	1.83E-03	2.30E-05
Trichloroethene	1.02E-03	6.03E-04	1.75E-04
Vinyl chloride	2.16E-04	1.28E-04	8.15E-05
cis-1,2-Dichloroethene	1.70E-04	1.01E-04	4.69E-05
Americium-241			8.75E+01
Cesium-137			1.03E+02
Cobalt-60			1.48E+02
Plutonium-239			7.41E+00
Radium-226			8.58E+03
Radon-222			3.11E+04
Technetium-99			5.33E+04
Thorium-230			8.80E+01

Table 3.41c Chronic daily intakes for excess lifetime cancer risk for direct contact exposures by an adult recreator (continued)

----- AREA_CODE=b MEDIA=RGa Groundwater -----
(continued)

Analyte	Dermal contact while swimming	Dermal contact while wading	Direct ingestion
Uranium-234			4.28E+02
Uranium-235			5.61E+01
Uranium-235/236			1.68E+01
Uranium-238			4.46E+03

----- AREA_CODE=b MEDIA=UCRS Groundwater -----

Analyte	Dermal contact while swimming	Dermal contact while wading	Direct ingestion
Aluminum	6.55E-05	3.88E-05	1.80E-04
Arsenic	4.74E-07	2.81E-07	1.31E-06
Barium	4.56E-06	2.70E-06	1.26E-05
Beryllium	1.04E-08	6.19E-09	2.88E-08
Cadmium	1.67E-07	9.90E-08	4.61E-07
Chromium	9.74E-07	5.77E-07	2.68E-06
Cobalt	1.96E-07	1.16E-07	5.40E-07
Fluoride	6.76E-06	4.00E-06	1.86E-05
Iron	8.58E-05	5.08E-05	2.36E-04
Lead	4.70E-08	2.78E-08	1.30E-07
Manganese	6.63E-06	3.92E-06	1.83E-05
Mercury	7.84E-09	4.64E-09	2.16E-08
Molybdenum	2.61E-07	1.55E-07	7.20E-07
Nickel	8.16E-06	4.83E-06	2.25E-05
Nitrate as Nitrogen	1.70E-05	1.01E-05	4.68E-05
Selenium	6.84E-08	4.05E-08	1.88E-07
Silica			1.47E-03
Sulfate	4.01E-03	2.38E-03	1.11E-02
Tetraoxo-sulfate(1-)			7.20E-03
Thallium	5.99E-07	3.55E-07	1.65E-06
Tin	6.79E-07	4.02E-07	1.87E-06
Uranium	1.97E-07	1.17E-07	5.44E-07
Vanadium	2.55E-06	1.51E-06	7.04E-06
Zinc	5.05E-07	2.99E-07	1.39E-06
1,1-Dichloroethene	6.04E-07	3.58E-07	1.87E-07
1,2-Dichloroethene	2.34E-07	1.39E-07	6.03E-07
2,4-Dimethylphenol	8.21E-06	4.86E-06	2.06E-07
Benzene	4.28E-06	2.53E-06	5.61E-07
Chloroethane	4.45E-05	2.63E-05	1.53E-05
Di-n-butyl phthalate	1.71E-06	1.01E-06	4.11E-08
Dimethylbenzene	1.78E-05	1.05E-05	5.18E-07
Ethane			1.08E-05
Ethylbenzene	1.68E-06	9.96E-07	6.26E-08
Ethylene			1.53E-04
Isophorone	4.92E-07	2.91E-07	3.08E-07
Trichloroethene	1.19E-02	7.04E-03	2.05E-03
Vinyl chloride	1.71E-05	1.01E-05	6.47E-06
cis-1,2-Dichloroethene	2.92E-04	1.73E-04	8.04E-05
trans-1,2-Dichloroethene	1.43E-07	8.45E-08	3.67E-07
Americium-241			4.38E+01
Cobalt-60			1.54E+02
Neptunium-237			1.51E+01
Plutonium-239			3.50E+01
Radium-226			5.91E+01
Radon-222			1.34E+05
Technetium-99			2.97E+04

Table 3.41c Chronic daily intakes for excess lifetime cancer risk for direct contact exposures by an adult recreator (continued)

----- AREA_CODE=b MEDIA=UCRS Groundwater -----
(continued)

Analyte	Dermal contact while swimming	Dermal contact while wading	Direct ingestion
Uranium-234			5.28E+02
Uranium-235			8.49E+01
Uranium-235/236			1.03E+01
Uranium-238			4.48E+03

----- AREA_CODE=c MEDIA=RGa Groundwater -----

Analyte	Dermal contact while swimming	Dermal contact while wading	Direct ingestion
Aluminum	9.78E-05	5.79E-05	2.70E-04
Barium	3.01E-06	1.78E-06	8.30E-06
Chromium	5.46E-06	3.23E-06	1.50E-05
Iron	1.76E-04	1.04E-04	4.86E-04
Manganese	7.85E-06	4.65E-06	2.16E-05
Molybdenum	9.70E-07	5.74E-07	2.67E-06
Silica			8.90E-04
Sulfate	4.60E-04	2.72E-04	1.27E-03
Tetraoxo-sulfate(1-)			1.34E-03
Zinc	8.72E-07	5.17E-07	2.40E-06
1,1-Dichloroethene	2.14E-06	1.26E-06	6.61E-07
Chloroform	1.16E-06	6.88E-07	3.60E-07
Trichloroethene	1.74E-04	1.03E-04	3.00E-05
cis-1,2-Dichloroethene	1.62E-06	9.57E-07	4.45E-07
Radon-222			1.87E+05
Technetium-99			2.92E+04

----- AREA_CODE=c MEDIA=UCRS Groundwater -----

Analyte	Dermal contact while swimming	Dermal contact while wading	Direct ingestion
Aluminum	4.78E-05	2.83E-05	1.32E-04
Barium	1.73E-06	1.02E-06	4.76E-06
Iron	4.96E-05	2.94E-05	1.37E-04
Manganese	3.43E-06	2.03E-06	9.45E-06
Silica			1.98E-03
Tetraoxo-sulfate(1-)			4.26E-03
Vanadium	8.69E-07	5.14E-07	2.39E-06
Zinc	5.92E-07	3.50E-07	1.63E-06
Benzene	5.49E-07	3.25E-07	7.20E-08
Chloroform	2.79E-06	1.65E-06	8.63E-07
Trichloroethene	1.16E-06	6.85E-07	1.99E-07
Technetium-99			7.59E+03

Table 3.41c Chronic daily intakes for excess lifetime cancer risk for direct contact exposures by an adult recreator (continued)

----- AREA_CODE=d MEDIA=McNairy Groundwater -----			
Analyte	Dermal contact while swimming	Dermal contact while wading	Direct ingestion
Silica			1.11E-03
Tetraoxo-sulfate(1-)			1.01E-03
Thallium	8.73E-06	5.17E-06	2.40E-05
Zinc	3.63E-06	2.15E-06	1.00E-05
Trichloroethene	7.00E-07	4.15E-07	1.21E-07
----- AREA_CODE=d MEDIA=Other Groundwater -----			
Analyte	Dermal contact while swimming	Dermal contact while wading	Direct ingestion
Methylene chloride	5.88E-07	3.48E-07	3.60E-07
----- AREA_CODE=d MEDIA=RGa Groundwater -----			
Analyte	Dermal contact while swimming	Dermal contact while wading	Direct ingestion
Aluminum	3.25E-05	1.93E-05	8.96E-05
Arsenic	1.04E-07	6.16E-08	2.86E-07
Barium	6.50E-06	3.85E-06	1.79E-05
Chromium	9.15E-07	5.42E-07	2.52E-06
Cobalt	6.18E-07	3.66E-07	1.70E-06
Fluoride	4.19E-06	2.48E-06	1.15E-05
Iron	5.31E-05	3.14E-05	1.46E-04
Lead	1.76E-06	1.04E-06	4.84E-06
Manganese	3.04E-05	1.80E-05	8.37E-05
Silica			8.52E-04
Tetraoxo-sulfate(1-)			5.82E-04
Tin	2.09E-05	1.24E-05	5.76E-05
Uranium	5.90E-08	3.49E-08	1.63E-07
Vanadium	1.64E-06	9.73E-07	4.53E-06
Zinc	5.44E-07	3.22E-07	1.50E-06
Bis(2-ethylhexyl)phthalate	1.22E-06	7.24E-07	1.44E-07
Butyl benzyl phthalate	1.86E-06	1.10E-06	7.20E-08
Di-n-butyl phthalate	2.20E-05	1.30E-05	5.26E-07
Dimethylbenzene	1.99E-04	1.18E-04	5.79E-06
Ethylbenzene	7.65E-05	4.53E-05	2.85E-06
Methylene chloride	4.86E-06	2.88E-06	2.97E-06
Tetrachloroethene	4.83E-05	2.86E-05	3.60E-07
Trichloroethene	3.57E-04	2.12E-04	6.15E-05
cis-1,2-Dichloroethene	7.58E-06	4.49E-06	2.09E-06
Americium-241			6.44E+01
Cesium-137			2.66E+03
Cobalt-60			2.57E+01
Plutonium-239			4.74E+00
Radium-226			1.03E+02
Radon-222			9.68E+04
Technetium-99			2.69E+03
Uranium-234			1.46E+02
Uranium-238			2.03E+02

Table 3.41c Chronic daily intakes for excess lifetime cancer risk for direct contact exposures by an adult recreator (continued)

----- AREA_CODE=d MEDIA=UCRS Groundwater -----

Analyte	Dermal contact while swimming	Dermal contact while wading	Direct ingestion
Aluminum	1.22E-04	7.24E-05	3.37E-04
Ammonia as Nitrogen	2.79E-06	1.65E-06	5.13E-06
Antimony	6.71E-07	3.97E-07	1.85E-06
Arsenic	9.61E-08	5.69E-08	2.65E-07
Barium	6.66E-06	3.94E-06	1.83E-05
Beryllium	4.44E-08	2.63E-08	1.22E-07
Cadmium	3.13E-07	1.86E-07	8.64E-07
Chromium	7.36E-07	4.36E-07	2.03E-06
Cobalt	6.34E-07	3.75E-07	1.75E-06
Fluoride	5.76E-06	3.41E-06	1.59E-05
Iron	1.97E-03	1.17E-03	5.43E-03
Kjeldahl Nitrogen			3.54E-04
Lead	9.02E-07	5.34E-07	2.49E-06
Manganese	7.05E-04	4.18E-04	1.94E-03
Mercury	2.74E-09	1.62E-09	7.54E-09
Nickel	8.96E-07	5.30E-07	2.47E-06
Nitrate as Nitrogen	4.85E-05	2.87E-05	1.34E-04
Nitrate/Nitrite	1.03E-04	6.09E-05	2.83E-04
Orthophosphate			5.99E-06
Selenium	8.67E-08	5.13E-08	2.39E-07
Silica			9.45E-04
Strontium	3.36E-05	1.99E-05	9.27E-05
Sulfate	7.11E-04	4.21E-04	1.96E-03
Sulfide			1.94E-03
Tetraoxo-sulfate(1-)			7.47E-03
Uranium	8.90E-07	5.27E-07	2.45E-06
Vanadium	5.01E-06	2.97E-06	1.38E-05
Zinc	5.74E-07	3.40E-07	1.58E-06
1,1-Dichloroethene	3.50E-06	2.07E-06	1.08E-06
1,2-Dichloroethane	2.77E-07	1.64E-07	1.44E-07
1,2-Dichloroethene	6.99E-08	4.14E-08	1.80E-07
Benzene	2.74E-06	1.62E-06	3.60E-07
Dimethylbenzene	3.43E-04	2.03E-04	9.99E-06
Ethylbenzene	1.91E-04	1.13E-04	7.11E-06
Fluorene	2.93E-05	1.73E-05	3.29E-07
Methylene chloride	7.13E-07	4.22E-07	4.37E-07
Naphthalene	1.31E-05	7.76E-06	5.24E-07
Phenanthrene	3.12E-05	1.85E-05	3.19E-07
Trichloroethene	2.09E-03	1.23E-03	3.59E-04
cis-1,2-Dichloroethene	1.93E-06	1.14E-06	5.30E-07
Neptunium-237			3.05E+02
Radon-222			5.83E+04
Technetium-99			1.53E+04
Thorium-228			8.24E+01
Uranium-234			1.55E+03
Uranium-235			1.57E+02
Uranium-238			3.44E+03

----- AREA_CODE=e MEDIA=McNairy Groundwater -----

Analyte	Dermal contact while swimming	Dermal contact while wading	Direct ingestion
Aluminum	2.32E-05	1.37E-05	6.39E-05
Arsenic	3.79E-07	2.24E-07	1.04E-06
Barium	7.28E-06	4.31E-06	2.00E-05
Beryllium	2.67E-07	1.58E-07	7.35E-07

Table 3.41c Chronic daily intakes for excess lifetime cancer risk for direct contact exposures by an adult recreator (continued)

----- AREA_CODE=e MEDIA=McNairy Groundwater -----
(continued)

Analyte	Dermal contact while swimming	Dermal contact while wading	Direct ingestion
Cadmium	5.49E-07	3.25E-07	1.51E-06
Chromium	3.20E-06	1.89E-06	8.80E-06
Cobalt	1.01E-06	6.00E-07	2.79E-06
Fluoride	7.99E-06	4.73E-06	2.20E-05
Iron	3.90E-04	2.31E-04	1.08E-03
Manganese	1.31E-05	7.78E-06	3.62E-05
Nickel	1.38E-06	8.17E-07	3.80E-06
Silica			1.49E-03
Sulfate	3.05E-02	1.80E-02	8.40E-02
Tetraoxo-sulfate(1-)			6.35E-04
Uranium	1.30E-07	7.69E-08	3.58E-07
Vanadium	1.18E-05	7.00E-06	3.26E-05
Zinc	4.22E-06	2.50E-06	1.16E-05
Trichloroethene	7.75E-07	4.59E-07	1.33E-07
Radon-222			3.57E+04
Technetium-99			1.04E+03

----- AREA_CODE=e MEDIA=RGa Groundwater -----

Analyte	Dermal contact while swimming	Dermal contact while wading	Direct ingestion
Aluminum	1.65E-05	9.79E-06	4.56E-05
Arsenic	6.57E-08	3.89E-08	1.81E-07
Barium	4.85E-06	2.87E-06	1.34E-05
Beryllium	1.56E-07	9.25E-08	4.30E-07
Cadmium	4.22E-07	2.50E-07	1.16E-06
Cobalt	6.92E-07	4.10E-07	1.91E-06
Copper	1.01E-06	5.96E-07	2.77E-06
Fluoride	4.13E-06	2.44E-06	1.14E-05
Iron	7.35E-05	4.35E-05	2.03E-04
Manganese	1.74E-06	1.03E-06	4.80E-06
Molybdenum	7.69E-07	4.55E-07	2.12E-06
Silica			6.32E-04
Silver	9.43E-07	5.58E-07	2.60E-06
Sulfate	1.02E-03	6.05E-04	2.81E-03
Tetraoxo-sulfate(1-)			6.40E-04
Thallium	2.23E-06	1.32E-06	6.15E-06
Uranium	3.38E-08	2.00E-08	9.31E-08
Vanadium	2.13E-06	1.26E-06	5.87E-06
Zinc	9.26E-07	5.48E-07	2.55E-06
2-Butanone	4.84E-06	2.87E-06	1.22E-05
Dimethylbenzene	1.48E-05	8.79E-06	4.32E-07
Trichloroethene	5.83E-04	3.45E-04	1.00E-04
trans-1,2-Dichloroethene	1.40E-07	8.28E-08	3.60E-07
Cobalt-60			1.03E+02
Radon-222			5.16E+04
Technetium-99			5.92E+04
Thorium-230			8.81E+01

Table 3.41c Chronic daily intakes for excess lifetime cancer risk for direct contact exposures by an adult recreator (continued)

----- AREA_CODE=e MEDIA=UCRS Groundwater -----

Analyte	Dermal contact while swimming	Dermal contact while wading	Direct ingestion
Aluminum	1.11E-04	6.57E-05	3.06E-04
Arsenic	8.50E-08	5.03E-08	2.34E-07
Barium	1.16E-05	6.85E-06	3.18E-05
Chromium	1.19E-06	7.07E-07	3.29E-06
Fluoride	1.41E-05	8.32E-06	3.87E-05
Iron	1.18E-04	6.98E-05	3.25E-04
Manganese	1.62E-06	9.58E-07	4.46E-06
Nickel	4.23E-06	2.50E-06	1.17E-05
Silica			1.37E-03
Sulfate	8.93E-04	5.29E-04	2.46E-03
Tetraoxo-sulfate(1-)			1.25E-03
Vanadium	1.21E-05	7.16E-06	3.33E-05
Zinc	2.71E-06	1.61E-06	7.47E-06
Trichloroethene	5.48E-07	3.24E-07	9.43E-08
Radon-222			2.12E+04

----- AREA_CODE=f MEDIA=McNairy Groundwater -----

Analyte	Dermal contact while swimming	Dermal contact while wading	Direct ingestion
Barium	4.54E-06	2.69E-06	1.25E-05
Tetraoxo-sulfate(1-)			2.81E-04
Zinc	3.02E-06	1.79E-06	8.32E-06

----- AREA_CODE=f MEDIA=RGa Groundwater -----

Analyte	Dermal contact while swimming	Dermal contact while wading	Direct ingestion
Aluminum	1.40E-05	8.29E-06	3.86E-05
Arsenic	6.79E-08	4.02E-08	1.87E-07
Barium	7.40E-06	4.38E-06	2.04E-05
Cadmium	7.61E-07	4.50E-07	2.10E-06
Chromium	2.18E-06	1.29E-06	6.00E-06
Copper	7.74E-07	4.58E-07	2.13E-06
Iron	3.39E-05	2.01E-05	9.34E-05
Manganese	1.87E-06	1.11E-06	5.15E-06
Silica			7.33E-04
Sulfate	4.99E-04	2.96E-04	1.38E-03
Tetraoxo-sulfate(1-)			2.89E-03
Vanadium	1.92E-06	1.14E-06	5.28E-06
Zinc	4.71E-07	2.79E-07	1.30E-06
1,1-Dichloroethene	1.32E-06	7.79E-07	4.07E-07
1,2-Dichloroethene	3.91E-07	2.32E-07	1.01E-06
Bis(2-ethylhexyl)phthalate	1.71E-05	1.01E-05	2.01E-06
Carbon tetrachloride	3.45E-07	2.04E-07	4.32E-08
Trichloroethene	3.15E-04	1.87E-04	5.43E-05
cis-1,2-Dichloroethene	1.96E-06	1.16E-06	5.39E-07
Plutonium-239			1.53E+01
Radon-222			6.80E+04
Technetium-99			1.52E+03

Table 3.41c Chronic daily intakes for excess lifetime cancer risk for direct contact exposures by an adult recreator (continued)

----- AREA_CODE=f MEDIA=UCRS Groundwater -----

Analyte	Dermal contact while swimming	Dermal contact while wading	Direct ingestion
Aluminum	1.80E-04	1.07E-04	4.96E-04
Barium	3.16E-06	1.87E-06	8.71E-06
Iron	1.07E-04	6.31E-05	2.94E-04
Manganese	2.01E-06	1.19E-06	5.54E-06
Silica			1.85E-03
Tetraoxo-sulfate(1-)			2.18E-03
Vanadium	1.16E-06	6.88E-07	3.20E-06
Zinc	1.63E-06	9.65E-07	4.49E-06
Trichloroethene	5.69E-07	3.37E-07	9.80E-08
Radon-222			6.06E+04
Technetium-99			4.67E+03

----- AREA_CODE=g MEDIA=McNairy Groundwater -----

Analyte	Dermal contact while swimming	Dermal contact while wading	Direct ingestion
Arsenic	6.53E-08	3.87E-08	1.80E-07
Mercury	2.62E-08	1.55E-08	7.22E-08
Silica			8.58E-04
Tetraoxo-sulfate(1-)			5.45E-04
Neptunium-237			4.09E+01
Plutonium-239			1.30E+01
Radium-226			1.17E+02

----- AREA_CODE=g MEDIA=RGa Groundwater -----

Analyte	Dermal contact while swimming	Dermal contact while wading	Direct ingestion
Aluminum	3.93E-05	2.33E-05	1.08E-04
Arsenic	6.55E-08	3.88E-08	1.80E-07
Cadmium	3.13E-07	1.86E-07	8.64E-07
Chromium	2.10E-06	1.24E-06	5.79E-06
Iron	7.80E-05	4.62E-05	2.15E-04
Lead	1.75E-06	1.03E-06	4.81E-06
Manganese	1.53E-06	9.03E-07	4.20E-06
Nickel	3.42E-06	2.03E-06	9.43E-06
Silica			7.44E-04
Tetraoxo-sulfate(1-)			3.24E-04
Zinc	1.42E-06	8.39E-07	3.90E-06
Trichloroethene	4.18E-07	2.47E-07	7.20E-08
Neptunium-237			2.78E+01
Radium-226			4.58E+01
Radon-222			8.10E+04
Technetium-99			2.95E+03
Thorium-230			7.30E+01

Table 3.41c Chronic daily intakes for excess lifetime cancer risk for direct contact exposures by an adult recreator (continued)

----- AREA_CODE=g MEDIA=UCRS Groundwater -----

Analyte	Dermal contact while swimming	Dermal contact while wading	Direct ingestion
Aluminum	2.43E-05	1.44E-05	6.70E-05
Chromium	2.35E-06	1.39E-06	6.47E-06
Manganese	1.54E-05	9.09E-06	4.23E-05
Nitrate as Nitrogen	7.53E-05	4.46E-05	2.07E-04
Silica			9.62E-04
Tetraoxo-sulfate(1-)			5.81E-03
Vanadium	2.66E-06	1.57E-06	7.32E-06
Zinc	8.65E-07	5.12E-07	2.38E-06
Neptunium-237			1.23E+01
Plutonium-239			1.08E+01
Radium-226			1.30E+02
Radon-222			7.84E+04
Technetium-99			3.20E+03

----- AREA_CODE=h MEDIA=McNairy Groundwater -----

Analyte	Dermal contact while swimming	Dermal contact while wading	Direct ingestion
Fluoride	8.37E-06	4.95E-06	2.30E-05
Silica			1.18E-03
Tetraoxo-sulfate(1-)			4.28E-04
Radium-226			1.12E+02
Radon-222			3.36E+04
Thorium-230			1.31E+02

----- AREA_CODE=h MEDIA=Other Groundwater -----

Analyte	Dermal contact while swimming	Dermal contact while wading	Direct ingestion
Antimony	1.13E-06	6.72E-07	3.12E-06
Barium	1.46E-06	8.67E-07	4.03E-06
Chromium	7.24E-07	4.29E-07	1.99E-06
Fluoride	3.45E-05	2.04E-05	9.50E-05
Iron	1.14E-05	6.77E-06	3.15E-05
Manganese	8.16E-07	4.83E-07	2.25E-06
Mercury	7.51E-09	4.45E-09	2.07E-08
Nickel	1.51E-06	8.95E-07	4.16E-06
Nitrate as Nitrogen	7.64E-05	4.53E-05	2.11E-04
Silica			5.88E-04
Tetraoxo-sulfate(1-)			8.95E-04
Thallium	1.89E-06	1.12E-06	5.19E-06
Vanadium	3.07E-06	1.82E-06	8.47E-06
Zinc	5.06E-07	3.00E-07	1.40E-06
Neptunium-237			1.18E+01
Radium-226			4.56E+01
Radon-222			1.10E+05
Thorium-230			7.78E+01

Table 3.41c Chronic daily intakes for excess lifetime cancer risk for direct contact exposures by an adult recreator (continued)

----- AREA_CODE=h MEDIA=RGa Groundwater -----

Analyte	Dermal contact while swimming	Dermal contact while wading	Direct ingestion
Aluminum	6.03E-05	3.57E-05	1.66E-04
Arsenic	7.27E-08	4.30E-08	2.00E-07
Barium	2.42E-06	1.43E-06	6.67E-06
Chromium	3.64E-06	2.15E-06	1.00E-05
Iron	1.91E-04	1.13E-04	5.26E-04
Manganese	1.20E-06	7.09E-07	3.30E-06
Nitrate as Nitrogen	1.96E-04	1.16E-04	5.41E-04
Tetraoxo-sulfate(1-)			6.43E-04
Uranium	8.02E-08	4.75E-08	2.21E-07
Vanadium	1.76E-06	1.04E-06	4.86E-06
Trichloroethene	4.99E-07	2.95E-07	8.59E-08
cis-1,2-Dichloroethene	6.27E-07	3.71E-07	1.73E-07
Radon-222			4.33E+04
Technetium-99			2.41E+03

----- AREA_CODE=h MEDIA=UCRS Groundwater -----

Analyte	Dermal contact while swimming	Dermal contact while wading	Direct ingestion
Aluminum	4.28E-05	2.54E-05	1.18E-04
Barium	1.54E-06	9.11E-07	4.24E-06
Iron	3.94E-05	2.33E-05	1.08E-04
Manganese	1.18E-06	6.98E-07	3.25E-06
Nickel	8.71E-06	5.16E-06	2.40E-05
Nitrate as Nitrogen	4.27E-05	2.53E-05	1.18E-04
Silica			2.81E-03
Tetraoxo-sulfate(1-)			1.76E-03
Vanadium	1.04E-06	6.19E-07	2.88E-06
Zinc	4.70E-07	2.78E-07	1.30E-06
Radon-222			3.45E+04

----- AREA_CODE=i MEDIA=McNairy Groundwater -----

Analyte	Dermal contact while swimming	Dermal contact while wading	Direct ingestion
Manganese	1.89E-05	1.12E-05	5.22E-05
Silica			1.20E-03
Tetraoxo-sulfate(1-)			7.32E-04
Vanadium	4.88E-06	2.89E-06	1.35E-05

----- AREA_CODE=i MEDIA=RGa Groundwater -----

Analyte	Dermal contact while swimming	Dermal contact while wading	Direct ingestion
Aluminum	2.92E-05	1.73E-05	8.04E-05
Antimony	2.18E-06	1.29E-06	5.99E-06
Arsenic	7.05E-08	4.18E-08	1.94E-07
Barium	2.64E-06	1.56E-06	7.28E-06

Table 3.41c Chronic daily intakes for excess lifetime cancer risk for direct contact exposures by an adult recreator (continued)

----- AREA_CODE=i MEDIA=RGa Groundwater -----
(continued)

Analyte	Dermal contact while swimming	Dermal contact while wading	Direct ingestion
Beryllium	2.08E-07	1.23E-07	5.72E-07
Bicarbonate			9.13E-03
Boron	6.91E-06	4.09E-06	1.90E-05
Cadmium	1.03E-07	6.09E-08	2.83E-07
Cerium			2.88E-06
Chromium	6.87E-06	4.07E-06	1.89E-05
Cobalt	7.49E-07	4.43E-07	2.06E-06
Copper	7.83E-07	4.64E-07	2.16E-06
Fluoride	5.45E-06	3.23E-06	1.50E-05
Gallium			3.24E-06
Iron	7.72E-05	4.57E-05	2.13E-04
Lithium	1.04E-06	6.19E-07	2.88E-06
Manganese	3.55E-06	2.10E-06	9.78E-06
Mercury	3.45E-09	2.04E-09	9.49E-09
Nickel	1.96E-06	1.16E-06	5.41E-06
Selenium	6.57E-08	3.89E-08	1.81E-07
Silica			8.71E-04
Silver	5.48E-07	3.25E-07	1.51E-06
Sulfate	1.00E-03	5.95E-04	2.77E-03
Tetraoxo-sulfate(1-)			1.12E-03
Thorium			1.80E-06
Titanium	9.50E-07	5.62E-07	2.62E-06
Uranium	2.99E-08	1.77E-08	8.24E-08
Vanadium	1.87E-06	1.10E-06	5.14E-06
Zinc	1.47E-06	8.72E-07	4.06E-06
Zirconium	2.61E-07	1.55E-07	7.20E-07
1,2-Dichlorobenzene	9.08E-08	5.38E-08	4.10E-09
1,2-Dichloroethene	3.80E-08	2.25E-08	9.79E-08
1,3,5-Trimethylbenzene	1.27E-06	7.53E-07	1.44E-08
1,4-Dichlorobenzene	1.00E-07	5.95E-08	4.46E-09
4-Bromofluorobenzene			3.38E-06
4-Methyl-2-pentanone	6.89E-07	4.08E-07	5.75E-07
Acetone	1.20E-07	7.13E-08	5.83E-07
Acrylonitrile	3.66E-07	2.17E-07	7.20E-07
Benzene	5.49E-07	3.25E-07	7.20E-08
Bis(2-ethylhexyl)phthalate	3.25E-06	1.92E-06	3.82E-07
Bromomethane	9.14E-08	5.41E-08	7.20E-08
Carbazole	2.05E-05	1.22E-05	6.23E-07
Chloroform	4.65E-07	2.75E-07	1.44E-07
Chloromethane	2.19E-07	1.30E-07	1.44E-07
Chrysene	1.27E-05	7.52E-06	4.32E-08
Di-n-butyl phthalate	1.69E-05	9.99E-06	4.04E-07
Dimethylbenzene	7.42E-06	4.39E-06	2.16E-07
Ethanol			1.21E-05
Ethylbenzene	1.93E-06	1.14E-06	7.20E-08
Methylene chloride	4.18E-07	2.48E-07	2.56E-07
PCB-1254	3.82E-06	2.26E-06	3.04E-08
Polychlorinated biphenyl	9.04E-07	5.35E-07	7.20E-09
Tetrachloroethene	1.93E-05	1.14E-05	1.44E-07
Trichloroethene	1.71E-06	1.01E-06	2.94E-07
Vinyl chloride	1.91E-07	1.13E-07	7.20E-08
m,p-Xylene	1.35E-07	8.00E-08	3.93E-09
trans-1,3-Dichloropropene			1.22E-08
Americium-241			5.12E+01
Cesium-137			5.50E+01
Cobalt-60			9.56E+01
Radium-226			8.25E+01
Radon-222			7.38E+04
Technetium-99			7.30E+03

Table 3.41c Chronic daily intakes for excess lifetime cancer risk for direct contact exposures by an adult recreator (continued)

----- AREA_CODE=i MEDIA=UCRS Groundwater -----

Analyte	Dermal contact while swimming	Dermal contact while wading	Direct ingestion
Aluminum	1.33E-04	7.86E-05	3.66E-04
Antimony	3.79E-07	2.25E-07	1.05E-06
Arsenic	1.73E-07	1.03E-07	4.77E-07
Barium	7.67E-06	4.54E-06	2.11E-05
Cadmium	1.73E-07	1.02E-07	4.76E-07
Chromium	7.46E-07	4.42E-07	2.06E-06
Cobalt	6.66E-07	3.94E-07	1.83E-06
Copper	7.38E-06	4.37E-06	2.03E-05
Fluoride	2.31E-05	1.37E-05	6.35E-05
Iron	1.44E-04	8.55E-05	3.98E-04
Lead	1.50E-06	8.87E-07	4.13E-06
Manganese	3.46E-05	2.05E-05	9.53E-05
Mercury	3.16E-09	1.87E-09	8.70E-09
Nickel	1.40E-06	8.27E-07	3.85E-06
Silica			9.62E-04
Silver	4.91E-07	2.91E-07	1.35E-06
Sulfate	2.19E-03	1.30E-03	6.04E-03
Tetraoxo-sulfate(1-)			7.54E-03
Thallium	2.14E-07	1.27E-07	5.90E-07
Uranium	2.94E-07	1.74E-07	8.11E-07
Vanadium	7.91E-06	4.68E-06	2.18E-05
Zinc	7.57E-06	4.48E-06	2.08E-05
Benzene	1.35E-06	8.02E-07	1.78E-07
Bromodichloromethane	3.83E-07	2.27E-07	1.82E-07
Chloroform	6.63E-07	3.93E-07	2.05E-07
Dibromochloromethane	2.04E-07	1.21E-07	1.44E-07
Ethanol			1.73E-06
Methylene chloride	5.07E-07	3.00E-07	3.10E-07
Trichloroethene	1.42E-06	8.44E-07	2.45E-07
Cesium-137			1.16E+02
Cobalt-60			1.75E+02
Radium-226			8.53E+01
Radon-222			6.04E+04
Technetium-99			3.84E+03

----- AREA_CODE=j MEDIA=McNairy Groundwater -----

Analyte	Dermal contact while swimming	Dermal contact while wading	Direct ingestion
Aluminum	5.33E-05	3.16E-05	1.47E-04
Arsenic	2.23E-06	1.32E-06	6.15E-06
Manganese	7.89E-05	4.67E-05	2.17E-04
Molybdenum	8.23E-06	4.87E-06	2.27E-05
Sulfate	4.07E-03	2.41E-03	1.12E-02

----- AREA_CODE=j MEDIA=RGA Groundwater -----

Analyte	Dermal contact while swimming	Dermal contact while wading	Direct ingestion
Aluminum	8.87E-05	5.25E-05	2.44E-04
Arsenic	1.12E-07	6.63E-08	3.09E-07
Iron	1.21E-04	7.19E-05	3.34E-04

Table 3.41c Chronic daily intakes for excess lifetime cancer risk for direct contact exposures by an adult recreator (continued)

----- AREA_CODE=j MEDIA=RGA Groundwater -----
(continued)

Analyte	Dermal contact while swimming	Dermal contact while wading	Direct ingestion
Manganese	6.15E-05	3.64E-05	1.69E-04
Molybdenum	3.24E-06	1.92E-06	8.92E-06
Silica			1.03E-03
Sulfate	9.86E-03	5.84E-03	2.72E-02
Thallium	1.89E-06	1.12E-06	5.22E-06
Vanadium	2.49E-06	1.47E-06	6.86E-06

----- AREA_CODE=k MEDIA=Other Groundwater -----

Analyte	Dermal contact while swimming	Dermal contact while wading	Direct ingestion
Aluminum	2.17E-04	1.29E-04	5.99E-04
Ammonia as Nitrogen	1.59E-04	9.43E-05	2.93E-04
Antimony	1.37E-06	8.09E-07	3.76E-06
Arsenic	7.06E-08	4.18E-08	1.95E-07
Barium	2.52E-06	1.49E-06	6.93E-06
Beryllium	1.56E-07	9.21E-08	4.29E-07
Cadmium	4.18E-07	2.47E-07	1.15E-06
Chromium	7.05E-07	4.18E-07	1.94E-06
Cobalt	1.38E-06	8.16E-07	3.80E-06
Fluoride	1.01E-05	5.96E-06	2.77E-05
Iron	4.23E-03	2.51E-03	1.17E-02
Kjeldahl Nitrogen			7.44E-05
Lead	4.01E-06	2.37E-06	1.10E-05
Manganese	3.07E-04	1.82E-04	8.47E-04
Mercury	2.82E-09	1.67E-09	7.78E-09
Nickel	2.53E-06	1.50E-06	6.98E-06
Nitrate as Nitrogen	3.57E-05	2.11E-05	9.83E-05
Silica			3.91E-03
Strontium	1.58E-05	9.35E-06	4.35E-05
Sulfate	3.36E-02	1.99E-02	9.27E-02
Sulfide			9.54E-05
Tetraoxo-sulfate(1-)			2.26E-01
Tin	1.36E-07	8.06E-08	3.75E-07
Uranium	8.68E-08	5.14E-08	2.39E-07
Vanadium	3.58E-06	2.12E-06	9.85E-06
Zinc	2.55E-06	1.51E-06	7.01E-06
1,1-Dichloroethane	3.91E-06	2.32E-06	1.21E-06
1,1-Dichloroethene	6.21E-06	3.67E-06	1.92E-06
1,2-Dichloroethene	2.67E-06	1.58E-06	6.87E-06
Acetone	7.43E-07	4.40E-07	3.60E-06
Di-n-butyl phthalate	1.67E-05	9.90E-06	4.01E-07
Methylene chloride	5.22E-07	3.09E-07	3.20E-07
Naphthalene	2.43E-05	1.44E-05	9.71E-07
Phenanthrene	1.41E-05	8.35E-06	1.44E-07
Trichloroethene	1.36E-05	8.04E-06	2.34E-06
Vinyl chloride	2.86E-06	1.69E-06	1.08E-06
cis-1,2-Dichloroethene	2.49E-05	1.47E-05	6.85E-06
Neptunium-237			4.10E+01
Radium-226			7.81E+01
Radon-222			1.15E+05
Technetium-99			1.30E+03
Thorium-228			1.00E+02
Uranium-234			2.67E+02
Uranium-235			3.36E+01

Table 3.41c Chronic daily intakes for excess lifetime cancer risk for direct contact exposures by an adult recreator (continued)

----- AREA_CODE=k MEDIA=Other Groundwater -----
(continued)

Analyte	Dermal contact while swimming	Dermal contact while wading	Direct ingestion
Uranium-238			2.86E+02

----- AREA_CODE=l MEDIA=McNairy Groundwater -----

Analyte	Dermal contact while swimming	Dermal contact while wading	Direct ingestion
Aluminum	1.00E-05	5.94E-06	2.76E-05
Antimony	2.45E-06	1.45E-06	6.74E-06
Nitrate as Nitrogen	1.66E-05	9.85E-06	4.58E-05
Silica			7.50E-04
Tetraoxo-sulfate(1-)			1.22E-03
Thallium	9.95E-06	5.89E-06	2.74E-05
Zinc	3.20E-06	1.90E-06	8.82E-06
Trichloroethene	1.85E-04	1.10E-04	3.19E-05
Technetium-99			1.22E+04

----- AREA_CODE=l MEDIA=Other Groundwater -----

Analyte	Dermal contact while swimming	Dermal contact while wading	Direct ingestion
Methylene chloride	5.88E-07	3.48E-07	3.60E-07

----- AREA_CODE=l MEDIA=RGa Groundwater -----

Analyte	Dermal contact while swimming	Dermal contact while wading	Direct ingestion
Aluminum	4.18E-05	2.48E-05	1.15E-04
Arsenic	8.50E-08	5.03E-08	2.34E-07
Barium	6.12E-06	3.63E-06	1.69E-05
Beryllium	1.55E-07	9.17E-08	4.26E-07
Cadmium	2.46E-07	1.46E-07	6.77E-07
Chromium	1.48E-06	8.78E-07	4.08E-06
Cobalt	6.74E-07	3.99E-07	1.86E-06
Fluoride	6.35E-06	3.76E-06	1.75E-05
Iron	1.38E-04	8.17E-05	3.80E-04
Lead	1.29E-06	7.66E-07	3.56E-06
Manganese	1.03E-05	6.12E-06	2.85E-05
Mercury	7.84E-09	4.64E-09	2.16E-08
Molybdenum	7.55E-07	4.47E-07	2.08E-06
Nitrate as Nitrogen	3.65E-05	2.16E-05	1.01E-04
Selenium	9.88E-08	5.85E-08	2.72E-07
Silica			7.45E-04
Sulfate	2.55E-04	1.51E-04	7.03E-04
Tetraoxo-sulfate(1-)			6.34E-04
Thallium	1.89E-06	1.12E-06	5.21E-06
Tin	6.03E-06	3.57E-06	1.66E-05
Uranium	1.22E-07	7.25E-08	3.37E-07

Table 3.41c Chronic daily intakes for excess lifetime cancer risk for direct contact exposures by an adult recreator (continued)

----- AREA_CODE=1 MEDIA=RGa Groundwater -----
(continued)

Analyte	Dermal contact while swimming	Dermal contact while wading	Direct ingestion
Vanadium	1.16E-06	6.90E-07	3.21E-06
Zinc	7.17E-07	4.25E-07	1.98E-06
1,1,2-Trichloroethane	4.39E-07	2.60E-07	1.44E-07
1,1-Dichloroethene	1.51E-05	8.95E-06	4.68E-06
1,2-Dichloroethane	1.52E-07	9.02E-08	7.92E-08
Acetone	2.42E-07	1.43E-07	1.17E-06
Bis(2-ethylhexyl)phthalate	1.22E-06	7.24E-07	1.44E-07
Butyl benzyl phthalate	1.86E-06	1.10E-06	7.20E-08
Carbon tetrachloride	9.19E-05	5.44E-05	1.15E-05
Chlorobenzene	2.14E-06	1.27E-06	1.44E-07
Chloroform	3.25E-06	1.93E-06	1.01E-06
Di-n-butyl phthalate	3.97E-05	2.35E-05	9.50E-07
Dimethylbenzene	1.87E-03	1.11E-03	5.45E-05
Ethane			3.97E-06
Ethylbenzene	8.23E-04	4.87E-04	3.06E-05
Ethylene			2.06E-05
Methylene chloride	1.47E-06	8.69E-07	8.99E-07
Tetrachloroethene	3.09E-03	1.83E-03	2.30E-05
Trichloroethene	5.83E-03	3.45E-03	1.00E-03
Vinyl chloride	8.67E-04	5.14E-04	3.27E-04
cis-1,2-Dichloroethene	5.95E-04	3.52E-04	1.64E-04
trans-1,2-Dichloroethene	3.36E-05	1.99E-05	8.64E-05
Americium-241			6.13E+01
Cesium-137			2.66E+03
Cobalt-60			1.21E+02
Neptunium-237			1.08E+02
Plutonium-239			4.25E+00
Radium-226			5.90E+03
Radon-222			5.53E+04
Technetium-99			4.48E+04
Thorium-230			6.94E+01
Uranium-234			2.09E+02
Uranium-235			1.69E+02
Uranium-235/236			1.68E+01
Uranium-238			2.77E+03

----- AREA_CODE=1 MEDIA=UCRS Groundwater -----

Analyte	Dermal contact while swimming	Dermal contact while wading	Direct ingestion
Aluminum	6.88E-05	4.08E-05	1.90E-04
Ammonia as Nitrogen	2.79E-06	1.65E-06	5.13E-06
Antimony	7.29E-07	4.32E-07	2.01E-06
Arsenic	3.72E-07	2.20E-07	1.02E-06
Barium	7.70E-06	4.56E-06	2.12E-05
Beryllium	4.44E-08	2.63E-08	1.22E-07
Cadmium	2.06E-07	1.22E-07	5.67E-07
Chromium	8.99E-07	5.32E-07	2.48E-06
Cobalt	6.32E-07	3.74E-07	1.74E-06
Fluoride	6.02E-06	3.57E-06	1.66E-05
Iron	1.24E-04	7.37E-05	3.43E-04
Kjeldahl Nitrogen			3.54E-04
Lead	1.22E-06	7.20E-07	3.35E-06
Manganese	1.37E-05	8.11E-06	3.77E-05
Mercury	7.84E-09	4.64E-09	2.16E-08

Table 3.41c Chronic daily intakes for excess lifetime cancer risk for direct contact exposures by an adult recreator (continued)

----- AREA_CODE=1 MEDIA=UCRS Groundwater -----
(continued)

Analyte	Dermal contact while swimming	Dermal contact while wading	Direct ingestion
Molybdenum	2.61E-07	1.55E-07	7.20E-07
Nickel	3.52E-06	2.08E-06	9.69E-06
Nitrate as Nitrogen	2.21E-05	1.31E-05	6.08E-05
Nitrate/Nitrite	5.47E-05	3.24E-05	1.51E-04
Orthophosphate			5.99E-06
Selenium	6.80E-08	4.02E-08	1.87E-07
Silica			1.23E-03
Strontium	3.36E-05	1.99E-05	9.27E-05
Sulfate	3.42E-03	2.03E-03	9.43E-03
Sulfide			1.94E-03
Tetraoxo-sulfate(1-)			7.16E-03
Thallium	1.45E-06	8.60E-07	4.00E-06
Tin	6.79E-07	4.02E-07	1.87E-06
Uranium	3.06E-07	1.81E-07	8.44E-07
Vanadium	2.02E-06	1.20E-06	5.58E-06
Zinc	4.73E-07	2.80E-07	1.30E-06
1,1-Dichloroethene	4.65E-05	2.75E-05	1.44E-05
1,2-Dichloroethane	2.77E-07	1.64E-07	1.44E-07
1,2-Dichloroethene	1.06E-07	6.25E-08	2.72E-07
2,4-Dimethylphenol	1.26E-05	7.49E-06	3.17E-07
Benzene	4.28E-06	2.53E-06	5.61E-07
Bis(2-ethylhexyl)phthalate	6.11E-07	3.62E-07	7.20E-08
Chloroethane	1.71E-04	1.01E-04	5.90E-05
Chloroform	3.95E-06	2.34E-06	1.22E-06
Di-n-butyl phthalate	2.94E-06	1.74E-06	7.05E-08
Dimethylbenzene	2.11E-03	1.25E-03	6.12E-05
Ethane			8.93E-06
Ethylbenzene	9.29E-04	5.50E-04	3.46E-05
Ethylene			1.26E-04
Fluorene	2.53E-05	1.50E-05	2.84E-07
Isophorone	5.79E-07	3.43E-07	3.62E-07
Methylene chloride	1.20E-06	7.10E-07	7.34E-07
Naphthalene	2.54E-05	1.51E-05	1.02E-06
Phenanthrene	2.74E-05	1.62E-05	2.80E-07
Trichloroethene	1.39E-02	8.26E-03	2.40E-03
Vinyl chloride	9.53E-04	5.65E-04	3.60E-04
cis-1,2-Dichloroethene	1.28E-03	7.58E-04	3.53E-04
trans-1,2-Dichloroethene	1.40E-05	8.28E-06	3.60E-05
Americium-241			4.38E+01
Cobalt-60			1.54E+02
Neptunium-237			6.50E+01
Plutonium-239			2.56E+01
Radium-226			5.91E+01
Radon-222			1.23E+05
Technetium-99			2.35E+04
Thorium-228			8.24E+01
Uranium-234			5.58E+02
Uranium-235			1.21E+02
Uranium-235/236			1.03E+01
Uranium-238			1.48E+03

Table 3.41c Chronic daily intakes for excess lifetime cancer risk for direct contact exposures by an adult recreator (continued)

----- AREA_CODE=m MEDIA=McNairy Groundwater -----

Analyte	Dermal contact while swimming	Dermal contact while wading	Direct ingestion
Aluminum	1.71E-05	1.02E-05	4.72E-05
Arsenic	1.47E-07	8.72E-08	4.06E-07
Barium	5.19E-06	3.07E-06	1.43E-05
Beryllium	1.78E-07	1.05E-07	4.90E-07
Cadmium	4.83E-07	2.86E-07	1.33E-06
Chromium	2.16E-06	1.28E-06	5.94E-06
Cobalt	7.87E-07	4.66E-07	2.17E-06
Fluoride	7.12E-06	4.22E-06	1.96E-05
Iron	7.87E-04	4.66E-04	2.17E-03
Manganese	1.25E-05	7.42E-06	3.45E-05
Mercury	8.96E-09	5.31E-09	2.47E-08
Molybdenum	9.44E-07	5.59E-07	2.60E-06
Nickel	1.10E-06	6.49E-07	3.02E-06
Silica			1.21E-03
Sulfate	1.30E-02	7.68E-03	3.57E-02
Tetraoxo-sulfate(1-)			5.62E-04
Uranium	5.09E-08	3.02E-08	1.40E-07
Vanadium	3.91E-06	2.31E-06	1.08E-05
Zinc	1.03E-06	6.09E-07	2.83E-06
Trichloroethene	6.33E-07	3.75E-07	1.09E-07
Neptunium-237			3.58E+00
Plutonium-239			6.09E+00
Radium-226			9.05E+01
Radon-222			3.08E+04
Technetium-99			9.53E+02
Thorium-230			5.88E+01

----- AREA_CODE=m MEDIA=Other Groundwater -----

Analyte	Dermal contact while swimming	Dermal contact while wading	Direct ingestion
Aluminum	9.12E-05	5.40E-05	2.51E-04
Ammonia as Nitrogen	1.59E-04	9.43E-05	2.93E-04
Antimony	9.34E-07	5.53E-07	2.57E-06
Arsenic	6.92E-08	4.10E-08	1.91E-07
Barium	2.65E-06	1.57E-06	7.29E-06
Beryllium	7.13E-08	4.22E-08	1.96E-07
Cadmium	4.18E-07	2.47E-07	1.15E-06
Chromium	6.96E-07	4.12E-07	1.92E-06
Cobalt	1.66E-06	9.85E-07	4.58E-06
Fluoride	1.62E-05	9.61E-06	4.47E-05
Iron	1.21E-03	7.18E-04	3.34E-03
Kjeldahl Nitrogen			7.44E-05
Lead	3.20E-06	1.90E-06	8.82E-06
Manganese	1.04E-04	6.16E-05	2.87E-04
Mercury	4.74E-09	2.80E-09	1.30E-08
Nickel	1.65E-06	9.79E-07	4.55E-06
Nitrate as Nitrogen	5.35E-05	3.17E-05	1.47E-04
Silica			2.88E-03
Strontium	1.58E-05	9.35E-06	4.35E-05
Sulfate	3.36E-02	1.99E-02	9.27E-02
Sulfide			9.54E-05
Tetraoxo-sulfate(1-)			4.07E-02
Thallium	1.96E-06	1.16E-06	5.40E-06
Tin	1.36E-07	8.06E-08	3.75E-07
Uranium	7.19E-08	4.26E-08	1.98E-07

Table 3.41c Chronic daily intakes for excess lifetime cancer risk for direct contact exposures by an adult recreator (continued)

----- AREA_CODE=m MEDIA=Other Groundwater -----
(continued)

Analyte	Dermal contact while swimming	Dermal contact while wading	Direct ingestion
Vanadium	2.85E-06	1.69E-06	7.85E-06
Zinc	1.19E-06	7.07E-07	3.29E-06
1,1-Dichloroethane	3.87E-06	2.29E-06	1.20E-06
1,1-Dichloroethene	6.13E-06	3.63E-06	1.90E-06
1,2-Dichloroethene	2.67E-06	1.58E-06	6.87E-06
Acetone	7.43E-07	4.40E-07	3.60E-06
Di-n-butyl phthalate	1.67E-05	9.90E-06	4.01E-07
Methylene chloride	5.22E-07	3.09E-07	3.20E-07
Naphthalene	2.43E-05	1.44E-05	9.71E-07
Phenanthrene	1.41E-05	8.35E-06	1.44E-07
Trichloroethene	1.01E-05	6.00E-06	1.74E-06
Vinyl chloride	2.86E-06	1.69E-06	1.08E-06
cis-1,2-Dichloroethene	2.35E-05	1.39E-05	6.49E-06
Neptunium-237			1.41E+01
Radium-226			4.70E+01
Radon-222			1.13E+05
Technetium-99			1.23E+03
Thorium-228			1.00E+02
Thorium-230			6.98E+01
Uranium-234			2.67E+02
Uranium-235			3.36E+01
Uranium-238			2.86E+02

----- AREA_CODE=m MEDIA=RGa Groundwater -----

Analyte	Dermal contact while swimming	Dermal contact while wading	Direct ingestion
Aluminum	2.04E-05	1.21E-05	5.63E-05
Antimony	2.06E-06	1.22E-06	5.68E-06
Arsenic	6.88E-08	4.07E-08	1.89E-07
Barium	2.56E-06	1.52E-06	7.05E-06
Beryllium	1.87E-07	1.11E-07	5.15E-07
Bicarbonate			9.13E-03
Boron	6.91E-06	4.09E-06	1.90E-05
Cadmium	2.61E-07	1.55E-07	7.19E-07
Cerium			2.88E-06
Chromium	4.71E-06	2.79E-06	1.30E-05
Cobalt	7.41E-07	4.39E-07	2.04E-06
Copper	7.66E-07	4.53E-07	2.11E-06
Fluoride	4.39E-06	2.60E-06	1.21E-05
Gallium			3.24E-06
Iron	6.48E-05	3.83E-05	1.78E-04
Lead	1.33E-06	7.88E-07	3.66E-06
Lithium	1.04E-06	6.19E-07	2.88E-06
Manganese	2.76E-06	1.64E-06	7.61E-06
Mercury	3.24E-09	1.92E-09	8.93E-09
Molybdenum	7.49E-07	4.43E-07	2.06E-06
Nickel	1.70E-06	1.01E-06	4.69E-06
Nitrate as Nitrogen	2.58E-05	1.53E-05	7.10E-05
Selenium	6.63E-08	3.93E-08	1.83E-07
Silica			6.64E-04
Silver	5.97E-07	3.54E-07	1.64E-06
Sulfate	7.15E-04	4.23E-04	1.97E-03
Tetraoxo-sulfate(1-)			7.92E-04
Thallium	2.84E-06	1.68E-06	7.82E-06

Table 3.41c Chronic daily intakes for excess lifetime cancer risk for direct contact exposures by an adult recreator (continued)

----- AREA_CODE=m MEDIA=RGa Groundwater -----
(continued)

Analyte	Dermal contact while swimming	Dermal contact while wading	Direct ingestion
Thorium			1.80E-06
Titanium	9.50E-07	5.62E-07	2.62E-06
Uranium	3.00E-08	1.78E-08	8.27E-08
Vanadium	1.65E-06	9.77E-07	4.55E-06
Zinc	1.47E-06	8.72E-07	4.06E-06
Zirconium	2.61E-07	1.55E-07	7.20E-07
1,1-Dichloroethene	4.65E-06	2.75E-06	1.44E-06
1,2-Dichlorobenzene	9.08E-08	5.38E-08	4.10E-09
1,2-Dichloroethene	5.45E-08	3.22E-08	1.40E-07
1,3,5-Trimethylbenzene	1.27E-06	7.53E-07	1.44E-08
1,4-Dichlorobenzene	1.00E-07	5.95E-08	4.46E-09
2-Butanone	3.28E-07	1.94E-07	8.29E-07
4-Bromofluorobenzene			3.38E-06
4-Methyl-2-pentanone			6.50E-07
Acetone	1.67E-07	9.88E-08	8.08E-07
Acrylonitrile	3.66E-07	2.17E-07	7.20E-07
Benzene	5.49E-07	3.25E-07	7.20E-08
Bis(2-ethylhexyl)phthalate	3.65E-06	2.16E-06	4.30E-07
Bromomethane	9.14E-08	5.41E-08	7.20E-08
Carbazole	2.72E-05	1.61E-05	8.25E-07
Carbon tetrachloride	3.45E-07	2.04E-07	4.32E-08
Chloroform	4.65E-07	2.75E-07	1.44E-07
Chloromethane	2.19E-07	1.30E-07	1.44E-07
Chrysene	1.27E-05	7.52E-06	4.32E-08
Di-n-butyl phthalate	1.79E-05	1.06E-05	4.28E-07
Dimethylbenzene	1.48E-05	8.79E-06	4.32E-07
Ethanol			1.21E-05
Ethylbenzene	1.93E-06	1.14E-06	7.20E-08
Methylene chloride	4.24E-07	2.51E-07	2.59E-07
PCB-1254	3.82E-06	2.26E-06	3.04E-08
Polychlorinated biphenyl	9.04E-07	5.35E-07	7.20E-09
Tetrachloroethene	1.93E-05	1.14E-05	1.44E-07
Trichloroethene	2.44E-04	1.45E-04	4.21E-05
Vinyl chloride	1.91E-07	1.13E-07	7.20E-08
cis-1,2-Dichloroethene	5.75E-06	3.40E-06	1.58E-06
m,p-Xylene	1.35E-07	8.00E-08	3.93E-09
trans-1,2-Dichloroethene	1.40E-07	8.28E-08	3.60E-07
trans-1,3-Dichloropropene			1.22E-08
Americium-241			2.85E+01
Cesium-137			4.62E+01
Cobalt-60			9.71E+01
Neptunium-237			2.01E+01
Plutonium-239			3.90E+00
Radium-226			5.13E+01
Radon-222			5.75E+04
Technetium-99			1.64E+04
Thorium-230			6.10E+01

----- AREA_CODE=m MEDIA=UCRS Groundwater -----

Analyte	Dermal contact while swimming	Dermal contact while wading	Direct ingestion
Aluminum	8.78E-05	5.20E-05	2.42E-04
Antimony	1.50E-06	8.89E-07	4.14E-06
Arsenic	1.05E-07	6.19E-08	2.88E-07

Table 3.41c Chronic daily intakes for excess lifetime cancer risk for direct contact exposures by an adult recreator (continued)

----- AREA_CODE=m MEDIA=UCRS Groundwater -----
(continued)

Analyte	Dermal contact while swimming	Dermal contact while wading	Direct ingestion
Barium	7.35E-06	4.35E-06	2.02E-05
Cadmium	2.63E-07	1.56E-07	7.26E-07
Chromium	7.72E-07	4.57E-07	2.13E-06
Cobalt	6.89E-07	4.08E-07	1.90E-06
Copper	3.42E-06	2.03E-06	9.42E-06
Fluoride	1.71E-05	1.01E-05	4.70E-05
Iron	1.08E-04	6.40E-05	2.98E-04
Lead	1.34E-06	7.96E-07	3.70E-06
Manganese	5.35E-06	3.17E-06	1.48E-05
Mercury	3.00E-09	1.78E-09	8.27E-09
Nickel	1.62E-06	9.58E-07	4.46E-06
Nitrate as Nitrogen	3.38E-05	2.00E-05	9.32E-05
Silica			1.20E-03
Silver	5.38E-07	3.19E-07	1.48E-06
Sulfate	1.97E-03	1.17E-03	5.44E-03
Tetraoxo-sulfate(1-)			3.30E-03
Thallium	2.14E-07	1.27E-07	5.90E-07
Uranium	1.66E-06	9.82E-07	4.57E-06
Vanadium	5.93E-06	3.51E-06	1.63E-05
Zinc	4.23E-06	2.50E-06	1.16E-05
Benzene	1.73E-06	1.03E-06	2.27E-07
Bromodichloromethane	1.36E-06	8.07E-07	6.48E-07
Chloroform	2.50E-06	1.48E-06	7.72E-07
Dibromochloromethane	2.04E-07	1.21E-07	1.44E-07
Ethanol			1.73E-06
Methylene chloride	4.99E-07	2.96E-07	3.06E-07
Trichloroethene	1.57E-06	9.29E-07	2.70E-07
Cesium-137			1.16E+02
Cobalt-60			1.75E+02
Neptunium-237			1.23E+01
Plutonium-239			1.08E+01
Radium-226			8.88E+01
Radon-222			4.33E+04
Technetium-99			2.82E+03

----- AREA_CODE=n MEDIA=McNairy Groundwater -----

Analyte	Dermal contact while swimming	Dermal contact while wading	Direct ingestion
Aluminum	4.03E-05	2.39E-05	1.11E-04
Antimony	2.13E-06	1.26E-06	5.88E-06
Arsenic	1.22E-07	7.23E-08	3.37E-07
Barium	4.92E-06	2.91E-06	1.35E-05
Beryllium	1.79E-07	1.06E-07	4.94E-07
Cadmium	4.98E-07	2.95E-07	1.37E-06
Chromium	8.32E-07	4.93E-07	2.29E-06
Cobalt	7.79E-07	4.61E-07	2.14E-06
Fluoride	6.22E-06	3.68E-06	1.71E-05
Iron	2.34E-04	1.38E-04	6.43E-04
Manganese	9.94E-06	5.89E-06	2.74E-05
Mercury	6.29E-09	3.72E-09	1.73E-08
Molybdenum	9.10E-07	5.39E-07	2.51E-06
Nickel	1.10E-06	6.54E-07	3.04E-06
Nitrate as Nitrogen	1.47E-05	8.73E-06	4.06E-05
Silica			1.01E-03

Table 3.41c Chronic daily intakes for excess lifetime cancer risk for direct contact exposures by an adult recreator (continued)

----- AREA_CODE=n MEDIA=McNairy Groundwater -----
(continued)

Analyte	Dermal contact while swimming	Dermal contact while wading	Direct ingestion
Sulfate	9.84E-03	5.83E-03	2.71E-02
Tetraoxo-sulfate(1-)			5.39E-04
Thallium	2.32E-06	1.38E-06	6.40E-06
Uranium	4.39E-08	2.60E-08	1.21E-07
Vanadium	3.10E-06	1.83E-06	8.53E-06
Zinc	1.66E-06	9.82E-07	4.57E-06
Trichloroethene	6.97E-05	4.13E-05	1.20E-05
Neptunium-237			9.28E+00
Plutonium-239			4.97E+00
Radium-226			7.87E+01
Radon-222			2.41E+04
Technetium-99			4.94E+03
Thorium-230			4.69E+01

----- AREA_CODE=n MEDIA=Other Groundwater -----

Analyte	Dermal contact while swimming	Dermal contact while wading	Direct ingestion
Aluminum	9.12E-05	5.40E-05	2.51E-04
Ammonia as Nitrogen	1.59E-04	9.43E-05	2.93E-04
Antimony	9.34E-07	5.53E-07	2.57E-06
Arsenic	6.92E-08	4.10E-08	1.91E-07
Barium	2.65E-06	1.57E-06	7.29E-06
Beryllium	7.13E-08	4.22E-08	1.96E-07
Cadmium	4.18E-07	2.47E-07	1.15E-06
Chromium	6.96E-07	4.12E-07	1.92E-06
Cobalt	1.66E-06	9.85E-07	4.58E-06
Fluoride	1.62E-05	9.61E-06	4.47E-05
Iron	1.21E-03	7.18E-04	3.34E-03
Kjeldahl Nitrogen			7.44E-05
Lead	3.20E-06	1.90E-06	8.82E-06
Manganese	1.04E-04	6.16E-05	2.87E-04
Mercury	4.74E-09	2.80E-09	1.30E-08
Nickel	1.65E-06	9.79E-07	4.55E-06
Nitrate as Nitrogen	5.35E-05	3.17E-05	1.47E-04
Silica			2.88E-03
Strontium	1.58E-05	9.35E-06	4.35E-05
Sulfate	3.36E-02	1.99E-02	9.27E-02
Sulfide			9.54E-05
Tetraoxo-sulfate(1-)			4.07E-02
Thallium	1.96E-06	1.16E-06	5.40E-06
Tin	1.36E-07	8.06E-08	3.75E-07
Uranium	7.19E-08	4.26E-08	1.98E-07
Vanadium	2.85E-06	1.69E-06	7.85E-06
Zinc	1.19E-06	7.07E-07	3.29E-06
1,1-Dichloroethane	3.82E-06	2.26E-06	1.18E-06
1,1-Dichloroethene	6.05E-06	3.58E-06	1.87E-06
1,2-Dichloroethene	2.26E-06	1.34E-06	5.81E-06
Acetone	7.43E-07	4.40E-07	3.60E-06
Di-n-butyl phthalate	1.67E-05	9.90E-06	4.01E-07
Methylene chloride	4.99E-07	2.96E-07	3.06E-07
Naphthalene	2.43E-05	1.44E-05	9.71E-07
Phenanthrene	1.41E-05	8.35E-06	1.44E-07
Trichloroethene	1.01E-05	5.96E-06	1.73E-06
Vinyl chloride	2.86E-06	1.69E-06	1.08E-06

Table 3.41c Chronic daily intakes for excess lifetime cancer risk for direct contact exposures by an adult recreator (continued)

----- AREA_CODE=n MEDIA=Other Groundwater -----
(continued)

Analyte	Dermal contact while swimming	Dermal contact while wading	Direct ingestion
cis-1,2-Dichloroethene	2.35E-05	1.39E-05	6.49E-06
Neptunium-237			1.41E+01
Radium-226			4.70E+01
Radon-222			1.13E+05
Technetium-99			1.23E+03
Thorium-228			1.00E+02
Thorium-230			6.98E+01
Uranium-234			2.67E+02
Uranium-235			3.36E+01
Uranium-238			2.86E+02

----- AREA_CODE=n MEDIA=RGa Groundwater -----

Analyte	Dermal contact while swimming	Dermal contact while wading	Direct ingestion
Aluminum	2.73E-05	1.62E-05	7.52E-05
Antimony	2.01E-06	1.19E-06	5.53E-06
Arsenic	7.50E-08	4.44E-08	2.07E-07
Barium	2.57E-06	1.52E-06	7.09E-06
Beryllium	1.76E-07	1.04E-07	4.86E-07
Bicarbonate			9.13E-03
Boron	6.91E-06	4.09E-06	1.90E-05
Cadmium	2.48E-07	1.47E-07	6.84E-07
Cerium			2.88E-06
Chromium	3.21E-06	1.90E-06	8.84E-06
Cobalt	7.17E-07	4.25E-07	1.98E-06
Copper	6.70E-07	3.97E-07	1.85E-06
Fluoride	5.07E-06	3.00E-06	1.40E-05
Gallium			3.24E-06
Iron	8.30E-05	4.91E-05	2.29E-04
Lead	1.29E-06	7.63E-07	3.55E-06
Lithium	1.04E-06	6.19E-07	2.88E-06
Manganese	5.67E-06	3.35E-06	1.56E-05
Mercury	7.32E-09	4.34E-09	2.02E-08
Molybdenum	7.44E-07	4.40E-07	2.05E-06
Nickel	1.66E-06	9.81E-07	4.57E-06
Nitrate as Nitrogen	2.87E-05	1.70E-05	7.89E-05
Selenium	8.05E-08	4.77E-08	2.22E-07
Silica			6.95E-04
Silver	6.07E-07	3.59E-07	1.67E-06
Sulfate	6.21E-04	3.68E-04	1.71E-03
Tetraoxo-sulfate(1-)			7.07E-04
Thallium	2.60E-06	1.54E-06	7.17E-06
Thorium			1.80E-06
Tin	1.04E-06	6.18E-07	2.87E-06
Titanium	9.50E-07	5.62E-07	2.62E-06
Uranium	6.90E-08	4.09E-08	1.90E-07
Vanadium	1.52E-06	9.02E-07	4.20E-06
Zinc	1.26E-06	7.47E-07	3.47E-06
Zirconium	2.61E-07	1.55E-07	7.20E-07
1,1,2-Trichloroethane	4.39E-07	2.60E-07	1.44E-07
1,1-Dichloroethene	1.51E-05	8.95E-06	4.68E-06
1,2-Dichlorobenzene	9.08E-08	5.38E-08	4.10E-09
1,2-Dichloroethane	1.52E-07	9.02E-08	7.92E-08
1,2-Dichloroethene	5.02E-08	2.98E-08	1.29E-07

Table 3.41c Chronic daily intakes for excess lifetime cancer risk for direct contact exposures by an adult recreator (continued)

----- AREA_CODE=n MEDIA=RGa Groundwater -----
(continued)

Analyte	Dermal contact while swimming	Dermal contact while wading	Direct ingestion
1,3,5-Trimethylbenzene	1.27E-06	7.53E-07	1.44E-08
1,4-Dichlorobenzene	1.00E-07	5.95E-08	4.46E-09
2-Butanone	2.68E-06	1.59E-06	6.78E-06
4-Bromofluorobenzene			3.38E-06
4-Methyl-2-pentanone	1.47E-06	8.68E-07	1.22E-06
Acetone	1.39E-06	8.24E-07	6.74E-06
Acrylonitrile	3.66E-07	2.17E-07	7.20E-07
Benzene	5.49E-07	3.25E-07	7.20E-08
Bis(2-ethylhexyl)phthalate	3.31E-06	1.96E-06	3.90E-07
Bromomethane	9.14E-08	5.41E-08	7.20E-08
Butyl benzyl phthalate	1.86E-06	1.10E-06	7.20E-08
Carbazole	1.37E-05	8.11E-06	4.15E-07
Carbon tetrachloride	9.19E-05	5.44E-05	1.15E-05
Chlorobenzene	2.14E-06	1.27E-06	1.44E-07
Chloroform	3.25E-06	1.93E-06	1.01E-06
Chloromethane	2.19E-07	1.30E-07	1.44E-07
Chrysene	1.27E-05	7.52E-06	4.32E-08
Di-n-butyl phthalate	2.95E-05	1.75E-05	7.07E-07
Dimethylbenzene	8.04E-04	4.76E-04	2.34E-05
Ethane			2.36E-06
Ethanol			1.21E-05
Ethylbenzene	3.58E-04	2.12E-04	1.33E-05
Ethylene			7.07E-06
Methylene chloride	5.16E-06	3.06E-06	3.16E-06
PCB-1254	4.04E-06	2.39E-06	3.21E-08
Polychlorinated biphenyl	9.04E-07	5.35E-07	7.20E-09
Tetrachloroethene	3.09E-03	1.83E-03	2.30E-05
Trichloroethene	2.80E-03	1.66E-03	4.83E-04
Vinyl chloride	3.34E-04	1.98E-04	1.26E-04
cis-1,2-Dichloroethene	2.42E-04	1.43E-04	6.67E-05
m,p-Xylene	2.40E-07	1.42E-07	6.99E-09
trans-1,2-Dichloroethene	2.49E-05	1.47E-05	6.40E-05
trans-1,3-Dichloropropene			1.22E-08
Americium-241			3.55E+01
Cesium-137			2.66E+03
Cobalt-60			9.41E+01
Neptunium-237			6.44E+01
Plutonium-239			3.50E+00
Radium-226			3.68E+03
Radon-222			5.54E+04
Technetium-99			2.66E+04
Thorium-230			6.06E+01
Uranium-234			2.09E+02
Uranium-235			1.69E+02
Uranium-235/236			1.68E+01
Uranium-238			2.77E+03

----- AREA_CODE=n MEDIA=UCRS Groundwater -----

Analyte	Dermal contact while swimming	Dermal contact while wading	Direct ingestion
Aluminum	6.80E-05	4.03E-05	1.87E-04
Ammonia as Nitrogen	2.79E-06	1.65E-06	5.13E-06
Antimony	1.30E-06	7.69E-07	3.58E-06
Arsenic	3.17E-07	1.88E-07	8.73E-07

Table 3.41c Chronic daily intakes for excess lifetime cancer risk for direct contact exposures by an adult recreator (continued)

----- AREA_CODE=n MEDIA=UCRS Groundwater -----
 (continued)

Analyte	Dermal contact while swimming	Dermal contact while wading	Direct ingestion
Barium	7.26E-06	4.30E-06	2.00E-05
Beryllium	4.44E-08	2.63E-08	1.22E-07
Cadmium	2.10E-07	1.24E-07	5.77E-07
Chromium	8.64E-07	5.11E-07	2.38E-06
Cobalt	6.41E-07	3.80E-07	1.77E-06
Copper	1.27E-06	7.50E-07	3.49E-06
Fluoride	1.16E-05	6.84E-06	3.18E-05
Iron	1.09E-04	6.47E-05	3.01E-04
Kjeldahl Nitrogen			3.54E-04
Lead	1.26E-06	7.46E-07	3.47E-06
Manganese	2.07E-05	1.22E-05	5.70E-05
Mercury	1.31E-08	7.73E-09	3.60E-08
Molybdenum	2.61E-07	1.55E-07	7.20E-07
Nickel	2.81E-06	1.66E-06	7.74E-06
Nitrate as Nitrogen	2.09E-05	1.24E-05	5.76E-05
Nitrate/Nitrite	5.47E-05	3.24E-05	1.51E-04
Orthophosphate			5.99E-06
Selenium	6.74E-08	3.99E-08	1.86E-07
Silica			1.19E-03
Silver	5.50E-07	3.26E-07	1.52E-06
Strontium	3.36E-05	1.99E-05	9.27E-05
Sulfate	3.21E-03	1.90E-03	8.84E-03
Sulfide			1.94E-03
Tetraoxo-sulfate(1-)			6.69E-03
Thallium	1.36E-06	8.04E-07	3.74E-06
Tin	6.79E-07	4.02E-07	1.87E-06
Uranium	6.27E-07	3.71E-07	1.73E-06
Vanadium	2.10E-06	1.24E-06	5.79E-06
Zinc	1.37E-06	8.12E-07	3.78E-06
1,1-Dichloroethene	4.65E-05	2.75E-05	1.44E-05
1,2-Dichloroethane	2.77E-07	1.64E-07	1.44E-07
1,2-Dichloroethene	1.71E-07	1.01E-07	4.40E-07
2,4-Dimethylphenol	1.26E-05	7.49E-06	3.17E-07
Benzene	4.28E-06	2.53E-06	5.61E-07
Bis(2-ethylhexyl)phthalate	6.11E-07	3.62E-07	7.20E-08
Bromodichloromethane	1.36E-06	8.07E-07	6.48E-07
Chloroethane	1.44E-05	8.55E-06	4.97E-06
Chloroform	5.58E-06	3.30E-06	1.73E-06
Di-n-butyl phthalate	2.94E-06	1.74E-06	7.05E-08
Dibromochloromethane	2.04E-07	1.21E-07	1.44E-07
Dimethylbenzene	1.48E-03	8.77E-04	4.31E-05
Ethane			8.93E-06
Ethanol			1.73E-06
Ethylbenzene	6.55E-04	3.88E-04	2.44E-05
Ethylene			1.26E-04
Fluorene	2.53E-05	1.50E-05	2.84E-07
Isophorone	5.79E-07	3.43E-07	3.62E-07
Methylene chloride	5.29E-07	3.13E-07	3.24E-07
Naphthalene	2.54E-05	1.51E-05	1.02E-06
Phenanthrene	2.74E-05	1.62E-05	2.80E-07
Trichloroethene	1.05E-02	6.23E-03	1.81E-03
Vinyl chloride	9.53E-04	5.65E-04	3.60E-04
cis-1,2-Dichloroethene	1.00E-03	5.94E-04	2.77E-04
trans-1,2-Dichloroethene	1.40E-05	8.28E-06	3.60E-05
Americium-241			-2.34E+01
Cesium-137			1.16E+02
Cobalt-60			1.53E+02
Neptunium-237			4.19E+01
Plutonium-239			1.79E+01

Table 3.41c Chronic daily intakes for excess lifetime cancer risk for direct contact exposures by an adult recreator (continued)

----- AREA_CODE=n MEDIA=UCRS Groundwater -----
 (continued)

Analyte	Dermal contact while swimming	Dermal contact while wading	Direct ingestion
Radium-226			6.66E+01
Radon-222			1.04E+05
Technetium-99			1.86E+04
Thorium-228			8.24E+01
Uranium-234			5.58E+02
Uranium-235			1.21E+02
Uranium-235/236			1.03E+01
Uranium-238			1.48E+03

Table 3.42a Chronic daily intakes for excess lifetime cancer risk for biota consumption by a child recreator

----- AREA_CODE=a MEDIA=RGa Groundwater -----

Analyte	Ingestion of fish	Ingestion of venison	Ingestion of rabbit	Ingestion of quail
Aluminum		2.16E-07	3.27E-09	1.93E-10
Arsenic		1.02E-09	1.54E-11	9.09E-13
Barium	1.34E-05	3.92E-09	5.94E-11	1.58E-10
Chromium	2.17E-04	5.73E-08	8.68E-10	5.11E-11
Fluoride				
Iron	1.07E-02	6.27E-06	9.50E-08	2.80E-07
Manganese	1.54E-03	1.13E-08	1.71E-10	1.01E-09
Tetraoxo-sulfate(1-)				
Thallium		1.36E-06	2.07E-08	1.22E-09
Vanadium	3.63E-05	5.32E-08	8.05E-10	4.75E-11
Zinc	4.49E-04	2.63E-07	3.99E-09	1.64E-08
1,1-Dichloroethene	8.07E-06	5.42E-12	8.21E-14	
Carbon tetrachloride	2.71E-04	3.17E-10	4.80E-12	
Chloroform	9.54E-07	7.16E-13	1.08E-14	
Tetrachloroethene	3.13E-04	3.28E-10	4.97E-12	
Trichloroethene	4.42E-01	4.14E-07	6.27E-09	
cis-1,2-Dichloroethene	4.10E-05	2.91E-11	4.41E-13	
trans-1,2-Dichloroethene	5.02E-06	1.63E-12	2.46E-14	
Cesium-137	2.34E+05	3.44E+01	5.21E-01	6.11E+00
Neptunium-237	2.23E+03	3.29E-01	4.99E-03	2.94E-04
Technetium-99	1.44E+05	4.20E+00	6.37E-02	1.13E+00
Thorium-230	7.87E+02	4.61E-03	6.98E-05	4.12E-06

----- AREA_CODE=a MEDIA=UCRS Groundwater -----

Analyte	Ingestion of fish	Ingestion of venison	Ingestion of rabbit	Ingestion of quail
Aluminum		4.89E-07	7.40E-09	4.36E-10
Antimony	6.82E-05	1.60E-10	2.42E-12	1.43E-13
Arsenic		7.93E-10	1.20E-11	7.08E-13
Barium	4.67E-06	1.37E-09	2.07E-11	5.50E-11
Beryllium	1.36E-06	7.96E-11	1.21E-12	7.11E-14
Chromium	6.95E-05	1.83E-08	2.77E-10	1.63E-11
Cobalt	1.47E-05	2.86E-11	4.34E-13	5.12E-10
Iron	1.65E-02	9.64E-06	1.46E-07	4.30E-07
Lead	5.06E-04	3.95E-09	5.99E-11	3.53E-12
Manganese	5.62E-04	4.12E-09	6.24E-11	3.68E-10
Nickel	2.22E-04	6.50E-08	9.84E-10	
Silica				
Tetraoxo-sulfate(1-)				
Uranium	3.92E-06	6.88E-10	1.04E-11	2.05E-09
Vanadium	2.33E-05	3.41E-08	5.17E-10	3.05E-11
Zinc	4.87E-04	2.85E-07	4.32E-09	1.78E-08
1,1-Dichloroethene	5.38E-07	3.62E-13	5.48E-15	
Bis(2-ethylhexyl)phthalate	7.63E-05	2.84E-10	4.31E-12	
Chloroform	6.20E-06	4.66E-12	7.05E-14	
Trichloroethene	7.97E-02	7.46E-08	1.13E-09	
cis-1,2-Dichloroethene	5.21E-05	3.70E-11	5.60E-13	
trans-1,2-Dichloroethene	1.44E-06	4.67E-13	7.07E-15	
Neptunium-237	3.26E+02	4.82E-02	7.31E-04	4.31E-05
Radon-222	1.71E+06	2.64E+02	4.00E+00	
Technetium-99	1.30E+04	3.82E-01	5.78E-03	1.02E-01

----- AREA_CODE=b MEDIA=McNairy Groundwater -----

Analyte	Ingestion of fish	Ingestion of venison	Ingestion of rabbit	Ingestion of quail
Aluminum		1.81E-07	2.74E-09	1.62E-10

Table 3.42a Chronic daily intakes for excess lifetime cancer risk for biota consumption by a child recreator
(continued)

----- AREA_CODE=b MEDIA=McNairy Groundwater -----
(continued)

Analyte	Ingestion of fish	Ingestion of venison	Ingestion of rabbit	Ingestion of quail
Antimony	2.62E-04	6.13E-10	9.29E-12	5.48E-13
Nitrate as Nitrogen				
Silica				
Tetraoxo-sulfate(1-)				
Trichloroethene	5.76E-04	5.40E-10	8.17E-12	
Technetium-99	2.28E+04	6.68E-01	1.01E-02	1.79E-01

----- AREA_CODE=b MEDIA=RGa Groundwater -----

Analyte	Ingestion of fish	Ingestion of venison	Ingestion of rabbit	Ingestion of quail
Aluminum		3.28E-07	4.96E-09	2.93E-10
Arsenic		9.58E-10	1.45E-11	8.55E-13
Barium	2.13E-05	6.23E-09	9.44E-11	2.50E-10
Beryllium	1.57E-05	9.21E-10	1.40E-11	8.23E-13
Cadmium	4.24E-05	4.97E-10	7.52E-12	8.87E-10
Chromium	1.67E-04	4.41E-08	6.68E-10	3.93E-11
Cobalt	1.95E-04	3.80E-10	5.75E-12	6.78E-09
Fluoride				
Iron	2.49E-02	1.46E-05	2.21E-07	6.51E-07
Lead	3.03E-04	2.37E-09	3.59E-11	2.11E-12
Manganese	3.90E-03	2.85E-08	4.32E-10	2.55E-09
Mercury	7.34E-06	4.30E-10	6.51E-12	1.15E-12
Nitrate as Nitrogen				
Selenium		6.02E-08	9.12E-10	4.84E-09
Silica				
Sulfate				
Tetraoxo-sulfate(1-)				
Tin	1.10E-02	2.16E-07	3.27E-09	
Uranium	1.53E-06	2.69E-10	4.08E-12	8.02E-10
Vanadium	9.79E-06	1.43E-08	2.17E-10	1.28E-11
Zinc	6.72E-04	3.94E-07	5.96E-09	2.46E-08
1,1,2-Trichloroethane	9.54E-07	7.16E-13	1.08E-14	
1,1-Dichloroethene	4.37E-07	2.94E-13	4.45E-15	
1,2-Dichloroethane	2.19E-07	1.25E-13	1.89E-15	
Acetone	1.79E-07	3.89E-14	5.89E-16	
Carbon tetrachloride	3.09E-05	3.62E-11	5.48E-13	
Chlorobenzene	3.87E-06	4.52E-12	6.85E-14	
Chloroform	6.68E-06	5.01E-12	7.59E-14	
Di-n-butyl phthalate	6.10E-04	2.28E-09	3.45E-11	
Ethane				
Ethylene				
Methylene chloride	3.12E-07	1.59E-13	2.41E-15	
Tetrachloroethene	4.36E-04	4.56E-10	6.91E-12	
Trichloroethene	2.34E-03	2.19E-09	3.32E-11	
Vinyl chloride	1.89E-04	1.02E-10	1.54E-12	
cis-1,2-Dichloroethene	2.61E-04	1.85E-10	2.81E-12	
Americium-241	1.85E+02	1.44E-03	2.19E-05	1.93E-04
Cesium-137	1.45E+04	2.13E+00	3.23E-02	3.79E-01
Cobalt-60	3.12E+03	6.08E-03	9.22E-05	1.09E-01
Plutonium-239	1.57E+01	3.06E-05	4.63E-07	8.18E-06
Radium-226	2.78E+05	4.14E+01	6.27E-01	
Radon-222	8.97E+05	1.38E+02	2.10E+00	
Technetium-99	7.50E+04	2.20E+00	3.33E-02	5.88E-01
Thorium-230	6.19E+02	3.63E-03	5.50E-05	3.24E-06
Uranium-234	3.01E+02	5.30E-02	8.02E-04	1.58E-01
Uranium-235	4.35E+02	9.25E-03	1.40E-04	2.07E-02
Uranium-235/236	1.30E+02	2.77E-03	4.19E-05	6.17E-03
Uranium-238	4.08E+04	7.72E-01	1.17E-02	1.64E+00

Table 3.42a Chronic daily intakes for excess lifetime cancer risk for biota consumption by a child recreator
(continued)

----- AREA_CODE=b MEDIA=UCRS Groundwater -----

Analyte	Ingestion of fish	Ingestion of venison	Ingestion of rabbit	Ingestion of quail
Aluminum		5.39E-07	8.16E-09	4.81E-10
Arsenic		5.20E-09	7.87E-11	4.64E-12
Barium	1.71E-05	5.00E-09	7.58E-11	2.01E-10
Beryllium	9.78E-07	5.73E-11	8.68E-13	5.12E-14
Cadmium	3.13E-05	3.67E-10	5.55E-12	6.55E-10
Chromium	1.82E-04	4.81E-08	7.28E-10	4.29E-11
Cobalt	5.50E-05	1.07E-10	1.63E-12	1.92E-09
Fluoride				
Iron	1.61E-02	9.41E-06	1.43E-07	4.20E-07
Lead	1.32E-05	1.03E-10	1.56E-12	9.21E-14
Manganese	2.48E-03	1.82E-08	2.75E-10	1.62E-09
Mercury	7.34E-06	4.30E-10	6.51E-12	1.15E-12
Molybdenum	2.45E-06	1.43E-09	2.17E-11	1.28E-09
Nickel	7.64E-04	2.24E-07	3.39E-09	
Nitrate as Nitrogen				
Selenium		3.75E-08	5.68E-10	3.01E-09
Silica				
Sulfate				
Tetraoxo-sulfate(1-)				
Thallium		1.31E-07	1.99E-09	1.17E-10
Tin	1.91E-03	3.72E-08	5.64E-10	
Uranium	1.85E-06	3.25E-10	4.92E-12	9.67E-10
Vanadium	2.39E-05	3.50E-08	5.30E-10	3.13E-11
Zinc	4.73E-04	2.77E-07	4.20E-09	1.73E-08
1,1-Dichloroethene	8.73E-07	5.87E-13	8.89E-15	
1,2-Dichloroethene	2.80E-07	9.06E-14	1.37E-15	
2,4-Dimethylphenol	2.30E-06	2.04E-12	3.09E-14	
Benzene	4.43E-06	3.52E-12	5.33E-14	
Chloroethane	3.55E-05	1.91E-11	2.90E-13	
Di-n-butyl phthalate	4.35E-05	1.62E-10	2.46E-12	
Dimethylbenzene	3.34E-05	5.14E-11	7.79E-13	
Ethane				
Ethylbenzene	2.84E-06	3.92E-12	5.94E-14	
Ethylene				
Isophorone	1.21E-06	7.68E-13	1.16E-14	
Trichloroethene	2.73E-02	2.56E-08	3.88E-10	
Vinyl chloride	1.50E-05	8.08E-12	1.22E-13	
cis-1,2-Dichloroethene	4.48E-04	3.18E-10	4.82E-12	
trans-1,2-Dichloroethene	1.70E-07	5.52E-14	8.35E-16	
Americium-241	9.24E+01	7.22E-04	1.09E-05	9.66E-05
Cobalt-60	3.26E+03	6.37E-03	9.65E-05	1.14E-01
Neptunium-237	4.25E+01	6.28E-03	9.51E-05	5.61E-06
Plutonium-239	7.39E+01	1.44E-04	2.19E-06	3.86E-05
Radium-226	1.91E+03	2.85E-01	4.32E-03	
Radon-222	3.87E+06	5.96E+02	9.03E+00	
Technetium-99	4.18E+04	1.22E+00	1.85E-02	3.28E-01
Uranium-234	3.72E+02	6.53E-02	9.89E-04	1.94E-01
Uranium-235	6.58E+02	1.40E-02	2.12E-04	3.13E-02
Uranium-235/236	7.97E+01	1.70E-03	2.57E-05	3.79E-03
Uranium-238	4.10E+04	7.76E-01	1.18E-02	1.65E+00

----- AREA_CODE=c MEDIA=RGa Groundwater -----

Analyte	Ingestion of fish	Ingestion of venison	Ingestion of rabbit	Ingestion of quail
Aluminum		8.05E-07	1.22E-08	7.19E-10
Barium	1.13E-05	3.31E-09	5.01E-11	1.33E-10
Chromium	1.02E-03	2.69E-07	4.08E-09	2.40E-10
Iron	3.30E-02	1.93E-05	2.93E-07	8.63E-07
Manganese	2.94E-03	2.15E-08	3.26E-10	1.92E-09

Table 3.42a Chronic daily intakes for excess lifetime cancer risk for biota consumption by a child recreator
(continued)

----- AREA_CODE=c MEDIA=RGa Groundwater -----
(continued)

Analyte	Ingestion of fish	Ingestion of venison	Ingestion of rabbit	Ingestion of quail
Molybdenum	9.08E-06	5.32E-09	8.05E-11	4.75E-09
Silica				
Sulfate				
Tetraoxo-sulfate(1-)				
Zinc	8.17E-04	4.78E-07	7.25E-09	2.99E-08
1,1-Dichloroethene	3.09E-06	2.08E-12	3.14E-14	
Chloroform	2.38E-06	1.79E-12	2.71E-14	
Trichloroethene	4.01E-04	3.75E-10	5.69E-12	
cis-1,2-Dichloroethene	2.48E-06	1.76E-12	2.67E-14	
Radon-222	5.39E+06	8.31E+02	1.26E+01	
Technetium-99	4.11E+04	1.20E+00	1.82E-02	3.22E-01

----- AREA_CODE=c MEDIA=UCRS Groundwater -----

Analyte	Ingestion of fish	Ingestion of venison	Ingestion of rabbit	Ingestion of quail
Aluminum		3.93E-07	5.95E-09	3.51E-10
Barium	6.48E-06	1.90E-09	2.87E-11	7.62E-11
Iron	9.30E-03	5.44E-06	8.25E-08	2.43E-07
Manganese	1.29E-03	9.41E-09	1.42E-10	8.40E-10
Silica				
Tetraoxo-sulfate(1-)				
Vanadium	8.13E-06	1.19E-08	1.80E-10	1.06E-11
Zinc	5.54E-04	3.24E-07	4.91E-09	2.03E-08
Benzene	5.68E-07	4.51E-13	6.83E-15	
Chloroform	5.72E-06	4.29E-12	6.50E-14	
Trichloroethene	2.66E-06	2.49E-12	3.77E-14	
Technetium-99	1.07E+04	3.13E-01	4.74E-03	8.39E-02

----- AREA_CODE=d MEDIA=McNairy Groundwater -----

Analyte	Ingestion of fish	Ingestion of venison	Ingestion of rabbit	Ingestion of quail
Silica				
Tetraoxo-sulfate(1-)				
Thallium		1.91E-06	2.90E-08	1.71E-09
Zinc	3.40E-03	1.99E-06	3.01E-08	1.24E-07
Trichloroethene	1.61E-06	1.51E-12	2.28E-14	

----- AREA_CODE=d MEDIA=Other Groundwater -----

Analyte	Ingestion of fish	Ingestion of venison	Ingestion of rabbit	Ingestion of quail
Methylene chloride	7.01E-07	3.57E-13	5.41E-15	

----- AREA_CODE=d MEDIA=RGa Groundwater -----

Analyte	Ingestion of fish	Ingestion of venison	Ingestion of rabbit	Ingestion of quail
Aluminum		2.68E-07	4.05E-09	2.39E-10
Arsenic		1.14E-09	1.73E-11	1.02E-12
Barium	2.43E-05	7.13E-09	1.08E-10	2.86E-10
Chromium	1.71E-04	4.52E-08	6.84E-10	4.03E-11

Table 3.42a Chronic daily intakes for excess lifetime cancer risk for biota consumption by a child recreator
(continued)

----- AREA_CODE=d MEDIA=RGa Groundwater -----
(continued)

Analyte	Ingestion of fish	Ingestion of venison	Ingestion of rabbit	Ingestion of quail
Cobalt	1.74E-04	3.39E-10	5.14E-12	6.06E-09
Fluoride				
Iron	9.95E-03	5.82E-06	8.82E-08	2.60E-07
Lead	4.94E-04	3.86E-09	5.84E-11	3.44E-12
Manganese	1.14E-02	8.33E-08	1.26E-09	7.43E-09
Silica				
Tetraoxo-sulfate(1-)				
Tin	5.87E-02	1.15E-06	1.74E-08	
Uranium	5.53E-07	9.71E-11	1.47E-12	2.89E-10
Vanadium	1.54E-05	2.25E-08	3.41E-10	2.01E-11
Zinc	5.09E-04	2.98E-07	4.52E-09	1.86E-08
Bis(2-ethylhexyl)phthalate	1.53E-04	5.69E-10	8.62E-12	
Butyl benzyl phthalate	7.63E-05	2.84E-10	4.31E-12	
Di-n-butyl phthalate	5.58E-04	2.08E-09	3.15E-11	
Dimethylbenzene	3.73E-04	5.75E-10	8.70E-12	
Ethylbenzene	1.29E-04	1.79E-10	2.70E-12	
Methylene chloride	5.79E-06	2.95E-12	4.47E-14	
Tetrachloroethene	6.81E-06	7.13E-12	1.08E-13	
Trichloroethene	8.21E-04	7.69E-10	1.17E-11	
cis-1,2-Dichloroethene	1.16E-05	8.25E-12	1.25E-13	
Americium-241	1.36E+02	1.06E-03	1.61E-05	1.42E-04
Cesium-137	3.76E+05	5.51E+01	8.35E-01	9.80E+00
Cobalt-60	5.44E+02	1.06E-03	1.61E-05	1.90E-02
Plutonium-239	1.00E+01	1.95E-05	2.96E-07	5.23E-06
Radium-226	3.34E+03	4.97E-01	7.53E-03	
Radon-222	2.80E+06	4.31E+02	6.53E+00	
Technetium-99	3.79E+03	1.11E-01	1.68E-03	2.97E-02
Uranium-234	1.03E+02	1.81E-02	2.75E-04	5.39E-02
Uranium-238	1.86E+03	3.52E-02	5.34E-04	7.49E-02

----- AREA_CODE=d MEDIA=UCRS Groundwater -----

Analyte	Ingestion of fish	Ingestion of venison	Ingestion of rabbit	Ingestion of quail
Aluminum		1.01E-06	1.52E-08	8.98E-10
Ammonia as Nitrogen	1.03E-06	2.55E-13	3.87E-15	
Antimony	6.29E-05	1.47E-10	2.23E-12	1.31E-13
Arsenic		1.05E-09	1.60E-11	9.41E-13
Barium	2.49E-05	7.30E-09	1.11E-10	2.93E-10
Beryllium	4.16E-06	2.44E-10	3.69E-12	2.17E-13
Cadmium	5.87E-05	6.88E-10	1.04E-11	1.23E-09
Chromium	1.38E-04	3.63E-08	5.50E-10	3.24E-11
Cobalt	1.78E-04	3.48E-10	5.27E-12	6.21E-09
Fluoride				
Iron	3.69E-01	2.16E-04	3.27E-06	9.64E-06
Kjeldahl Nitrogen				
Lead	2.53E-04	1.98E-09	3.00E-11	1.77E-12
Manganese	2.64E-01	1.93E-06	2.93E-08	1.73E-07
Mercury	2.56E-06	1.50E-10	2.27E-12	4.02E-13
Nickel	8.39E-05	2.46E-08	3.72E-10	
Nitrate as Nitrogen				
Nitrate/Nitrite				
Orthophosphate				
Selenium		4.76E-08	7.20E-10	3.82E-09
Silica				
Strontium	1.89E-03	1.48E-06	2.24E-08	1.32E-08
Sulfate				
Sulfide				
Tetraoxo-sulfate(1-)				

Table 3.42a Chronic daily intakes for excess lifetime cancer risk for biota consumption by a child recreator
(continued)

----- AREA_CODE=d MEDIA=UCRS Groundwater -----
(continued)

Analyte	Ingestion of fish	Ingestion of venison	Ingestion of rabbit	Ingestion of quail
Uranium	8.33E-06	1.46E-09	2.22E-11	4.36E-09
Vanadium	4.70E-05	6.87E-08	1.04E-09	6.14E-11
Zinc	5.38E-04	3.15E-07	4.77E-09	1.97E-08
1,1-Dichloroethene	5.06E-06	3.40E-12	5.15E-14	
1,2-Dichloroethane	3.98E-07	2.26E-13	3.43E-15	
1,2-Dichloroethene	8.34E-08	2.70E-14	4.10E-16	
Benzene	2.84E-06	2.25E-12	3.41E-14	
Dimethylbenzene	6.44E-04	9.92E-10	1.50E-11	
Ethylbenzene	3.23E-04	4.46E-10	6.75E-12	
Fluorene	1.45E-04	4.11E-10	6.22E-12	
Methylene chloride	8.50E-07	4.34E-13	6.57E-15	
Naphthalene	3.38E-05	5.20E-11	7.87E-13	
Phenanthrene	2.00E-04	6.31E-10	9.56E-12	1.51E-10
Trichloroethene	4.79E-03	4.49E-09	6.80E-11	
cis-1,2-Dichloroethene	2.95E-06	2.10E-12	3.18E-14	
Neptunium-237	8.59E+02	1.27E-01	1.92E-03	1.13E-04
Radon-222	1.68E+06	2.60E+02	3.93E+00	
Technetium-99	2.16E+04	6.32E-01	9.58E-03	1.69E-01
Thorium-228	3.25E+03	1.76E+00	2.67E-02	3.03E-06
Uranium-234	1.09E+03	1.91E-01	2.90E-03	5.69E-01
Uranium-235	1.22E+03	2.59E-02	3.92E-04	5.78E-02
Uranium-238	3.15E+04	5.96E-01	9.02E-03	1.27E+00

----- AREA_CODE=e MEDIA=McNairy Groundwater -----

Analyte	Ingestion of fish	Ingestion of venison	Ingestion of rabbit	Ingestion of quail
Aluminum		1.91E-07	2.89E-09	1.70E-10
Arsenic		4.15E-09	6.29E-11	3.71E-12
Barium	2.73E-05	7.98E-09	1.21E-10	3.21E-10
Beryllium	2.50E-05	1.46E-09	2.22E-11	1.31E-12
Cadmium	1.03E-04	1.20E-09	1.82E-11	2.15E-09
Chromium	5.98E-04	1.58E-07	2.39E-09	1.41E-10
Cobalt	2.84E-04	5.55E-10	8.41E-12	9.92E-09
Fluoride				
Iron	7.31E-02	4.28E-05	6.49E-07	1.91E-06
Manganese	4.92E-03	3.60E-08	5.46E-10	3.22E-09
Nickel	1.29E-04	3.78E-08	5.73E-10	
Silica				
Sulfate				
Tetraoxo-sulfate(1-)				
Uranium	1.22E-06	2.14E-10	3.24E-12	6.36E-10
Vanadium	1.11E-04	1.62E-07	2.46E-09	1.45E-10
Zinc	3.95E-03	2.32E-06	3.51E-08	1.45E-07
Trichloroethene	1.78E-06	1.67E-12	2.53E-14	
Radon-222	1.03E+06	1.59E+02	2.41E+00	
Technetium-99	1.47E+03	4.30E-02	6.51E-04	1.15E-02

----- AREA_CODE=e MEDIA=RGa Groundwater -----

Analyte	Ingestion of fish	Ingestion of venison	Ingestion of rabbit	Ingestion of quail
Aluminum		1.36E-07	2.06E-09	1.21E-10
Arsenic		7.21E-10	1.09E-11	6.44E-13
Barium	1.82E-05	5.32E-09	8.06E-11	2.14E-10
Beryllium	1.46E-05	8.56E-10	1.30E-11	7.65E-13
Cadmium	7.90E-05	9.25E-10	1.40E-11	1.65E-09

Table 3.42a Chronic daily intakes for excess lifetime cancer risk for biota consumption by a child recreator
(continued)

----- AREA_CODE=e MEDIA=RGa Groundwater -----
(continued)

Analyte	Ingestion of fish	Ingestion of venison	Ingestion of rabbit	Ingestion of quail
Cobalt	1.95E-04	3.80E-10	5.75E-12	6.78E-09
Copper	1.88E-04	4.96E-08	7.52E-10	2.46E-09
Fluoride				
Iron	1.38E-02	8.06E-06	1.22E-07	3.60E-07
Manganese	6.52E-04	4.77E-09	7.23E-11	4.26E-10
Molybdenum	7.20E-06	4.21E-09	6.38E-11	3.76E-09
Silica				
Silver	4.42E-06	1.55E-08	2.35E-10	9.23E-09
Sulfate				
Tetraoxo-sulfate(1-)				
Thallium		4.90E-07	7.42E-09	4.37E-10
Uranium	3.16E-07	5.56E-11	8.42E-13	1.65E-10
Vanadium	2.00E-05	2.92E-08	4.42E-10	2.61E-11
Zinc	8.67E-04	5.08E-07	7.69E-09	3.17E-08
2-Butanone	3.93E-06	1.13E-12	1.72E-14	
Dimethylbenzene	2.78E-05	4.29E-11	6.49E-13	
Trichloroethene	1.34E-03	1.25E-09	1.90E-11	
trans-1,2-Dichloroethene	1.67E-07	5.41E-14	8.19E-16	
Cobalt-60	2.17E+03	4.25E-03	6.43E-05	7.58E-02
Radon-222	1.49E+06	2.30E+02	3.48E+00	
Technetium-99	8.34E+04	2.44E+00	3.70E-02	6.54E-01
Thorium-230	6.21E+02	3.63E-03	5.50E-05	3.24E-06

----- AREA_CODE=e MEDIA=UCRS Groundwater -----

Analyte	Ingestion of fish	Ingestion of venison	Ingestion of rabbit	Ingestion of quail
Aluminum		9.12E-07	1.38E-08	8.14E-10
Arsenic		9.32E-10	1.41E-11	8.32E-13
Barium	4.33E-05	1.27E-08	1.92E-10	5.09E-10
Chromium	2.24E-04	5.89E-08	8.92E-10	5.26E-11
Fluoride				
Iron	2.21E-02	1.29E-05	1.96E-07	5.77E-07
Manganese	6.06E-04	4.43E-09	6.72E-11	3.96E-10
Nickel	3.96E-04	1.16E-07	1.76E-09	
Silica				
Sulfate				
Tetraoxo-sulfate(1-)				
Vanadium	1.13E-04	1.66E-07	2.51E-09	1.48E-10
Zinc	2.54E-03	1.49E-06	2.25E-08	9.30E-08
Trichloroethene	1.26E-06	1.18E-12	1.79E-14	
Radon-222	6.13E+05	9.45E+01	1.43E+00	

----- AREA_CODE=f MEDIA=McNairy Groundwater -----

Analyte	Ingestion of fish	Ingestion of venison	Ingestion of rabbit	Ingestion of quail
Barium	1.70E-05	4.98E-09	7.54E-11	2.00E-10
Tetraoxo-sulfate(1-)				
Zinc	2.83E-03	1.66E-06	2.51E-08	1.03E-07

Table 3.42a Chronic daily intakes for excess lifetime cancer risk for biota consumption by a child recreator
(continued)

----- AREA_CODE=f MEDIA=RGA Groundwater -----

Analyte	Ingestion of fish	Ingestion of venison	Ingestion of rabbit	Ingestion of quail
Aluminum		1.15E-07	1.74E-09	1.03E-10
Arsenic		7.45E-10	1.13E-11	6.65E-13
Barium	2.77E-05	8.11E-09	1.23E-10	3.26E-10
Cadmium	1.42E-04	1.67E-09	2.53E-11	2.98E-09
Chromium	4.08E-04	1.07E-07	1.63E-09	9.59E-11
Copper	1.45E-04	3.82E-08	5.79E-10	1.89E-09
Iron	6.35E-03	3.72E-06	5.63E-08	1.66E-07
Manganese	7.01E-04	5.13E-09	7.77E-11	4.58E-10
Silica				
Sulfate				
Tetraoxo-sulfate(1-)				
Vanadium	1.80E-05	2.63E-08	3.98E-10	2.35E-11
Zinc	4.41E-04	2.58E-07	3.91E-09	1.61E-08
1,1-Dichloroethene	1.90E-06	1.28E-12	1.94E-14	
1,2-Dichloroethene	4.67E-07	1.51E-13	2.29E-15	
Bis(2-ethylhexyl)phthalate	2.14E-03	7.96E-09	1.21E-10	
Carbon tetrachloride	1.16E-06	1.36E-12	2.05E-14	
Trichloroethene	7.25E-04	6.79E-10	1.03E-11	
cis-1,2-Dichloroethene	3.00E-06	2.13E-12	3.23E-14	
Plutonium-239	3.23E+01	6.31E-05	9.55E-07	1.69E-05
Radon-222	1.96E+06	3.03E+02	4.59E+00	
Technetium-99	2.15E+03	6.28E-02	9.52E-04	1.68E-02

----- AREA_CODE=f MEDIA=UCRS Groundwater -----

Analyte	Ingestion of fish	Ingestion of venison	Ingestion of rabbit	Ingestion of quail
Aluminum		1.48E-06	2.24E-08	1.32E-09
Barium	1.18E-05	3.47E-09	5.25E-11	1.39E-10
Iron	2.00E-02	1.17E-05	1.77E-07	5.22E-07
Manganese	7.53E-04	5.51E-09	8.35E-11	4.92E-10
Silica				
Tetraoxo-sulfate(1-)				
Vanadium	1.09E-05	1.59E-08	2.41E-10	1.42E-11
Zinc	1.53E-03	8.94E-07	1.35E-08	5.59E-08
Trichloroethene	1.31E-06	1.22E-12	1.86E-14	
Radon-222	1.75E+06	2.70E+02	4.09E+00	
Technetium-99	6.57E+03	1.92E-01	2.91E-03	5.15E-02

----- AREA_CODE=g MEDIA=McNairy Groundwater -----

Analyte	Ingestion of fish	Ingestion of venison	Ingestion of rabbit	Ingestion of quail
Arsenic		7.16E-10	1.08E-11	6.39E-13
Mercury	2.46E-05	1.44E-09	2.18E-11	3.85E-12
Silica				
Tetraoxo-sulfate(1-)				
Neptunium-237	1.15E+02	1.70E-02	2.58E-04	1.52E-05
Plutonium-239	2.74E+01	5.34E-05	8.09E-07	1.43E-05
Radium-226	3.79E+03	5.65E-01	8.56E-03	

----- AREA_CODE=g MEDIA=RGA Groundwater -----

Analyte	Ingestion of fish	Ingestion of venison	Ingestion of rabbit	Ingestion of quail
Aluminum		3.23E-07	4.89E-09	2.88E-10

Table 3.42a Chronic daily intakes for excess lifetime cancer risk for biota consumption by a child recreator
(continued)

----- AREA_CODE=g MEDIA=RGa Groundwater -----
(continued)

Analyte	Ingestion of fish	Ingestion of venison	Ingestion of rabbit	Ingestion of quail
Arsenic		7.18E-10	1.09E-11	6.41E-13
Cadmium	5.87E-05	6.88E-10	1.04E-11	1.23E-09
Chromium	3.94E-04	1.04E-07	1.57E-09	9.26E-11
Iron	1.46E-02	8.56E-06	1.30E-07	3.82E-07
Lead	4.90E-04	3.83E-09	5.80E-11	3.42E-12
Manganese	5.71E-04	4.18E-09	6.33E-11	3.73E-10
Nickel	3.20E-04	9.38E-08	1.42E-09	
Silica				
Tetraoxo-sulfate(1-)				
Zinc	1.33E-03	7.77E-07	1.18E-08	4.85E-08
Trichloroethene	9.60E-07	9.00E-13	1.36E-14	
Neptunium-237	7.82E+01	1.16E-02	1.75E-04	1.03E-05
Radium-226	1.49E+03	2.21E-01	3.35E-03	
Radon-222	2.34E+06	3.61E+02	5.47E+00	
Technetium-99	4.15E+03	1.22E-01	1.84E-03	3.25E-02
Thorium-230	5.14E+02	3.01E-03	4.56E-05	2.69E-06

----- AREA_CODE=g MEDIA=UCRS Groundwater -----

Analyte	Ingestion of fish	Ingestion of venison	Ingestion of rabbit	Ingestion of quail
Aluminum		2.00E-07	3.03E-09	1.79E-10
Chromium	4.40E-04	1.16E-07	1.75E-09	1.03E-10
Manganese	5.75E-03	4.21E-08	6.38E-10	3.76E-09
Nitrate as Nitrogen				
Silica				
Tetraoxo-sulfate(1-)				
Vanadium	2.49E-05	3.64E-08	5.52E-10	3.25E-11
Zinc	8.10E-04	4.75E-07	7.19E-09	2.97E-08
Neptunium-237	3.45E+01	5.11E-03	7.74E-05	4.56E-06
Plutonium-239	2.29E+01	4.46E-05	6.76E-07	1.20E-05
Radium-226	4.21E+03	6.27E-01	9.50E-03	
Radon-222	2.26E+06	3.49E+02	5.29E+00	
Technetium-99	4.51E+03	1.32E-01	2.00E-03	3.54E-02

----- AREA_CODE=h MEDIA=McNairy Groundwater -----

Analyte	Ingestion of fish	Ingestion of venison	Ingestion of rabbit	Ingestion of quail
Fluoride				
Silica				
Tetraoxo-sulfate(1-)				
Radium-226	3.62E+03	5.39E-01	8.17E-03	
Radon-222	9.69E+05	1.50E+02	2.27E+00	
Thorium-230	9.23E+02	5.41E-03	8.19E-05	4.83E-06

----- AREA_CODE=h MEDIA=Other Groundwater -----

Analyte	Ingestion of fish	Ingestion of venison	Ingestion of rabbit	Ingestion of quail
Antimony	1.06E-04	2.49E-10	3.77E-12	2.22E-13
Barium	5.48E-06	1.61E-09	2.43E-11	6.45E-11
Chromium	1.36E-04	3.57E-08	5.41E-10	3.19E-11
Fluoride				
Iron	2.14E-03	1.25E-06	1.90E-08	5.60E-08

Table 3.42a Chronic daily intakes for excess lifetime cancer risk for biota consumption by a child recreator
(continued)

----- AREA_CODE=h MEDIA=Other Groundwater -----
(continued)

Analyte	Ingestion of fish	Ingestion of venison	Ingestion of rabbit	Ingestion of quail
Manganese	3.06E-04	2.24E-09	3.39E-11	2.00E-10
Mercury	7.03E-06	4.12E-10	6.24E-12	1.10E-12
Nickel	1.42E-04	4.14E-08	6.28E-10	
Nitrate as Nitrogen				
Silica				
Tetraoxo-sulfate(1-)				
Thallium		4.14E-07	6.27E-09	3.69E-10
Vanadium	2.88E-05	4.22E-08	6.39E-10	3.76E-11
Zinc	4.74E-04	2.78E-07	4.21E-09	1.74E-08
Neptunium-237	3.32E+01	4.90E-03	7.43E-05	4.38E-06
Radium-226	1.48E+03	2.20E-01	3.33E-03	
Radon-222	3.17E+06	4.89E+02	7.40E+00	
Thorium-230	5.48E+02	3.21E-03	4.86E-05	2.86E-06

----- AREA_CODE=h MEDIA=RGA Groundwater -----

Analyte	Ingestion of fish	Ingestion of venison	Ingestion of rabbit	Ingestion of quail
Aluminum		4.96E-07	7.52E-09	4.43E-10
Arsenic		7.97E-10	1.21E-11	7.12E-13
Barium	9.07E-06	2.66E-09	4.02E-11	1.07E-10
Chromium	6.82E-04	1.80E-07	2.72E-09	1.60E-10
Iron	3.57E-02	2.09E-05	3.17E-07	9.34E-07
Manganese	4.48E-04	3.28E-09	4.97E-11	2.93E-10
Nitrate as Nitrogen				
Tetraoxo-sulfate(1-)				
Uranium	7.51E-07	1.32E-10	2.00E-12	3.93E-10
Vanadium	1.65E-05	2.42E-08	3.67E-10	2.16E-11
Trichloroethene	1.15E-06	1.07E-12	1.63E-14	
cis-1,2-Dichloroethene	9.61E-07	6.83E-13	1.03E-14	
Radon-222	1.25E+06	1.93E+02	2.92E+00	
Technetium-99	3.39E+03	9.94E-02	1.51E-03	2.66E-02

----- AREA_CODE=h MEDIA=UCRS Groundwater -----

Analyte	Ingestion of fish	Ingestion of venison	Ingestion of rabbit	Ingestion of quail
Aluminum		3.52E-07	5.34E-09	3.15E-10
Barium	5.77E-06	1.69E-09	2.56E-11	6.78E-11
Iron	7.37E-03	4.32E-06	6.54E-08	1.93E-07
Manganese	4.41E-04	3.23E-09	4.89E-11	2.88E-10
Nickel	8.16E-04	2.39E-07	3.62E-09	
Nitrate as Nitrogen				
Silica				
Tetraoxo-sulfate(1-)				
Vanadium	9.78E-06	1.43E-08	2.17E-10	1.28E-11
Zinc	4.40E-04	2.58E-07	3.91E-09	1.61E-08
Radon-222	9.96E+05	1.54E+02	2.33E+00	

----- AREA_CODE=i MEDIA=McNairy Groundwater -----

Analyte	Ingestion of fish	Ingestion of venison	Ingestion of rabbit	Ingestion of quail
Manganese	7.09E-03	5.19E-08	7.87E-10	4.64E-09
Silica				

Table 3.42a Chronic daily intakes for excess lifetime cancer risk for biota consumption by a child recreator
(continued)

----- AREA_CODE=i MEDIA=McNairy Groundwater -----
(continued)

Analyte	Ingestion of fish	Ingestion of venison	Ingestion of rabbit	Ingestion of quail
Tetraoxo-sulfate(1-) Vanadium	4.57E-05	6.70E-08	1.01E-09	5.98E-11

----- AREA_CODE=i MEDIA=RGa Groundwater -----

Analyte	Ingestion of fish	Ingestion of venison	Ingestion of rabbit	Ingestion of quail
Aluminum		2.40E-07	3.63E-09	2.14E-10
Antimony	2.04E-04	4.77E-10	7.23E-12	4.26E-13
Arsenic		7.74E-10	1.17E-11	6.91E-13
Barium	9.89E-06	2.90E-09	4.39E-11	1.16E-10
Beryllium	1.94E-05	1.14E-09	1.72E-11	1.02E-12
Bicarbonate				
Boron		3.03E-08	4.59E-10	
Cadmium	1.93E-05	2.26E-10	3.42E-12	4.03E-10
Cerium				
Chromium	1.29E-03	3.39E-07	5.14E-09	3.03E-10
Cobalt	2.10E-04	4.11E-10	6.22E-12	7.33E-09
Copper	1.47E-04	3.86E-08	5.85E-10	1.92E-09
Fluoride				
Gallium				
Iron	1.45E-02	8.47E-06	1.28E-07	3.78E-07
Lithium		5.73E-08	8.68E-10	
Manganese	1.33E-03	9.73E-09	1.47E-10	8.69E-10
Mercury	3.23E-06	1.89E-10	2.86E-12	5.06E-13
Nickel	1.84E-04	5.38E-08	8.15E-10	
Selenium		3.60E-08	5.46E-10	2.90E-09
Silica				
Silver	2.57E-06	9.02E-09	1.37E-10	5.37E-09
Sulfate				
Tetraoxo-sulfate(1-)				
Thorium				
Titanium		1.56E-07	2.37E-09	
Uranium	2.80E-07	4.92E-11	7.46E-13	1.46E-10
Vanadium	1.75E-05	2.56E-08	3.87E-10	2.28E-11
Zinc	1.38E-03	8.08E-07	1.22E-08	5.05E-08
Zirconium	7.34E-05	1.43E-12	2.17E-14	7.67E-14
1,2-Dichlorobenzene	3.15E-07	5.13E-13	7.77E-15	
1,2-Dichloroethene	4.54E-08	1.47E-14	2.23E-16	
1,3,5-Trimethylbenzene	3.16E-06	7.16E-12	1.08E-13	
1,4-Dichlorobenzene	3.43E-07	5.58E-13	8.45E-15	
4-Bromofluorobenzene				
4-Methyl-2-pentanone	9.40E-07	4.53E-13	6.87E-15	
Acetone	7.67E-08	1.67E-14	2.53E-16	
Acrylonitrile	2.23E-07	6.37E-14	9.65E-16	
Benzene	5.68E-07	4.51E-13	6.83E-15	
Bis(2-ethylhexyl)phthalate	4.05E-04	1.51E-09	2.29E-11	
Bromomethane	1.18E-07	5.68E-14	8.60E-16	
Carbazole	9.63E-05	1.96E-10	2.96E-12	
Chloroform	9.54E-07	7.16E-13	1.08E-14	
Chloromethane	1.42E-07	5.82E-14	8.82E-16	
Chrysene	1.86E-04	1.08E-09	1.63E-11	
Di-n-butyl phthalate	4.29E-04	1.60E-09	2.42E-11	
Dimethylbenzene	1.39E-05	2.14E-11	3.25E-13	
Ethanol				
Ethylbenzene	3.27E-06	4.51E-12	6.83E-14	
Methylene chloride	4.99E-07	2.54E-13	3.85E-15	
PCB-1254	2.21E-04	1.51E-09	2.29E-11	1.32E-10
Polychlorinated biphenyl	5.23E-05	3.58E-10	5.42E-12	

Table 3.42a Chronic daily intakes for excess lifetime cancer risk for biota consumption by a child recreator
(continued)

----- AREA_CODE=i MEDIA=RGA Groundwater -----
(continued)

Analyte	Ingestion of fish	Ingestion of venison	Ingestion of rabbit	Ingestion of quail
Tetrachloroethene	2.73E-06	2.85E-12	4.32E-14	
Trichloroethene	3.92E-06	3.67E-12	5.56E-14	
Vinyl chloride	1.67E-07	9.00E-14	1.36E-15	
m,p-Xylene	2.53E-07	3.90E-13	5.91E-15	
trans-1,3-Dichloropropene				
Americium-241	1.08E+02	8.45E-04	1.28E-05	1.13E-04
Cesium-137	7.76E+03	1.14E+00	1.72E-02	2.02E-01
Cobalt-60	2.02E+03	3.94E-03	5.97E-05	7.04E-02
Radium-226	2.67E+03	3.98E-01	6.03E-03	
Radon-222	2.13E+06	3.29E+02	4.98E+00	
Technetium-99	1.03E+04	3.01E-01	4.56E-03	8.06E-02

----- AREA_CODE=i MEDIA=UCRS Groundwater -----

Analyte	Ingestion of fish	Ingestion of venison	Ingestion of rabbit	Ingestion of quail
Aluminum		1.09E-06	1.65E-08	9.75E-10
Antimony	3.55E-05	8.32E-11	1.26E-12	7.43E-14
Arsenic		1.90E-09	2.88E-11	1.70E-12
Barium	2.87E-05	8.41E-09	1.27E-10	3.38E-10
Cadmium	3.23E-05	3.79E-10	5.74E-12	6.76E-10
Chromium	1.40E-04	3.68E-08	5.58E-10	3.29E-11
Cobalt	1.87E-04	3.65E-10	5.53E-12	6.52E-09
Copper	1.38E-03	3.64E-07	5.51E-09	1.81E-08
Fluoride				
Iron	2.70E-02	1.58E-05	2.40E-07	7.07E-07
Lead	4.21E-04	3.29E-09	4.98E-11	2.93E-12
Manganese	1.30E-02	9.49E-08	1.44E-09	8.47E-09
Mercury	2.96E-06	1.73E-10	2.62E-12	4.64E-13
Nickel	1.31E-04	3.83E-08	5.80E-10	
Silica				
Silver	2.30E-06	8.07E-09	1.22E-10	4.80E-09
Sulfate				
Tetraoxo-sulfate(1-)				
Thallium		4.70E-08	7.12E-10	4.19E-11
Uranium	2.76E-06	4.84E-10	7.34E-12	1.44E-09
Vanadium	7.41E-05	1.08E-07	1.64E-09	9.68E-11
Zinc	7.09E-03	4.15E-06	6.29E-08	2.59E-07
Benzene	1.40E-06	1.11E-12	1.69E-14	
Bromodichloromethane	1.44E-06	1.14E-12	1.73E-14	
Chloroform	1.36E-06	1.02E-12	1.55E-14	
Dibromochloromethane	1.35E-06	1.14E-12	1.72E-14	
Ethanol				
Methylene chloride	6.04E-07	3.08E-13	4.66E-15	
Trichloroethene	3.27E-06	3.07E-12	4.65E-14	
Cesium-137	1.63E+04	2.40E+00	3.63E-02	4.26E-01
Cobalt-60	3.71E+03	7.23E-03	1.10E-04	1.29E-01
Radium-226	2.76E+03	4.12E-01	6.24E-03	
Radon-222	1.74E+06	2.69E+02	4.07E+00	
Technetium-99	5.40E+03	1.58E-01	2.40E-03	4.24E-02

----- AREA_CODE=j MEDIA=McNairy Groundwater -----

Analyte	Ingestion of fish	Ingestion of venison	Ingestion of rabbit	Ingestion of quail
Aluminum		4.38E-07	6.64E-09	3.91E-10
Arsenic		2.45E-08	3.71E-10	2.18E-11

Table 3.42a Chronic daily intakes for excess lifetime cancer risk for biota consumption by a child recreator
(continued)

----- AREA_CODE=j MEDIA=McNairy Groundwater -----
(continued)

Analyte	Ingestion of fish	Ingestion of venison	Ingestion of rabbit	Ingestion of quail
Manganese	2.95E-02	2.16E-07	3.28E-09	1.93E-08
Molybdenum	7.71E-05	4.51E-08	6.84E-10	4.03E-08
Sulfate				

----- AREA_CODE=j MEDIA=RGA Groundwater -----

Analyte	Ingestion of fish	Ingestion of venison	Ingestion of rabbit	Ingestion of quail
Aluminum		7.30E-07	1.11E-08	6.52E-10
Arsenic		1.23E-09	1.86E-11	1.10E-12
Iron	2.27E-02	1.33E-05	2.02E-07	5.94E-07
Manganese	2.30E-02	1.69E-07	2.56E-09	1.51E-08
Molybdenum	3.03E-05	1.78E-08	2.69E-10	1.58E-08
Silica				
Sulfate				
Thallium		4.15E-07	6.29E-09	3.71E-10
Vanadium	2.33E-05	3.41E-08	5.17E-10	3.05E-11

----- AREA_CODE=k MEDIA=Other Groundwater -----

Analyte	Ingestion of fish	Ingestion of venison	Ingestion of rabbit	Ingestion of quail
Aluminum		1.79E-06	2.71E-08	1.60E-09
Ammonia as Nitrogen	5.86E-05	1.46E-11	2.21E-13	
Antimony	1.28E-04	3.00E-10	4.54E-12	2.68E-13
Arsenic		7.75E-10	1.17E-11	6.92E-13
Barium	9.43E-06	2.76E-09	4.18E-11	1.11E-10
Beryllium	1.46E-05	8.53E-10	1.29E-11	7.62E-13
Cadmium	7.83E-05	9.17E-10	1.39E-11	1.64E-09
Chromium	1.32E-04	3.48E-08	5.27E-10	3.11E-11
Cobalt	3.87E-04	7.56E-10	1.14E-11	1.35E-08
Fluoride				
Iron	7.93E-01	4.64E-04	7.03E-06	2.07E-05
Kjeldahl Nitrogen				
Lead	1.13E-03	8.79E-09	1.33E-10	7.84E-12
Manganese	1.15E-01	8.43E-07	1.28E-08	7.52E-08
Mercury	2.64E-06	1.55E-10	2.35E-12	4.15E-13
Nickel	2.37E-04	6.94E-08	1.05E-09	
Nitrate as Nitrogen				
Silica				
Strontium	8.87E-04	6.93E-07	1.05E-08	6.19E-09
Sulfate				
Sulfide				
Tetraoxo-sulfate(1-)				
Tin	3.82E-04	7.46E-09	1.13E-10	
Uranium	8.13E-07	1.43E-10	2.16E-12	4.25E-10
Vanadium	3.35E-05	4.90E-08	7.43E-10	4.38E-11
Zinc	2.38E-03	1.40E-06	2.11E-08	8.72E-08
1,1-Dichloroethane	5.66E-06	3.80E-12	5.76E-14	
1,1-Dichloroethene	8.97E-06	6.03E-12	9.14E-14	
1,2-Dichloroethene	3.18E-06	1.03E-12	1.56E-14	
Acetone	4.73E-07	1.03E-13	1.56E-15	
Di-n-butyl phthalate	4.25E-04	1.58E-09	2.40E-11	
Methylene chloride	6.23E-07	3.18E-13	4.81E-15	
Naphthalene	6.26E-05	9.65E-11	1.46E-12	
Phenanthrene	9.03E-05	2.85E-10	4.32E-12	6.80E-11
Trichloroethene	3.12E-05	2.92E-11	4.43E-13	

Table 3.42a Chronic daily intakes for excess lifetime cancer risk for biota consumption by a child recreator
(continued)

----- AREA_CODE=k MEDIA=Other Groundwater -----
(continued)

Analyte	Ingestion of fish	Ingestion of venison	Ingestion of rabbit	Ingestion of quail
Vinyl chloride	2.50E-06	1.35E-12	2.04E-14	
cis-1,2-Dichloroethene	3.81E-05	2.71E-11	4.10E-13	
Neptunium-237	1.16E+02	1.71E-02	2.59E-04	1.52E-05
Radium-226	2.53E+03	3.77E-01	5.71E-03	
Radon-222	3.32E+06	5.13E+02	7.77E+00	
Technetium-99	1.84E+03	5.38E-02	8.15E-04	1.44E-02
Thorium-228	3.96E+03	2.14E+00	3.25E-02	3.70E-06
Uranium-234	1.88E+02	3.31E-02	5.01E-04	9.85E-02
Uranium-235	2.60E+02	5.54E-03	8.39E-05	1.24E-02
Uranium-238	2.62E+03	4.96E-02	7.51E-04	1.05E-01

----- AREA_CODE=l MEDIA=McNairy Groundwater -----

Analyte	Ingestion of fish	Ingestion of venison	Ingestion of rabbit	Ingestion of quail
Aluminum		8.25E-08	1.25E-09	7.36E-11
Antimony	2.29E-04	5.37E-10	8.13E-12	4.79E-13
Nitrate as Nitrogen				
Silica				
Tetraoxo-sulfate(1-)				
Thallium		2.18E-06	3.31E-08	1.95E-09
Zinc	3.00E-03	1.76E-06	2.66E-08	1.10E-07
Trichloroethene	4.26E-04	3.99E-10	6.04E-12	
Technetium-99	1.72E+04	5.03E-01	7.62E-03	1.35E-01

----- AREA_CODE=l MEDIA=Other Groundwater -----

Analyte	Ingestion of fish	Ingestion of venison	Ingestion of rabbit	Ingestion of quail
Methylene chloride	7.01E-07	3.57E-13	5.41E-15	

----- AREA_CODE=l MEDIA=RGa Groundwater -----

Analyte	Ingestion of fish	Ingestion of venison	Ingestion of rabbit	Ingestion of quail
Aluminum		3.44E-07	5.21E-09	3.07E-10
Arsenic		9.32E-10	1.41E-11	8.32E-13
Barium	2.29E-05	6.72E-09	1.02E-10	2.70E-10
Beryllium	1.45E-05	8.49E-10	1.29E-11	7.58E-13
Cadmium	4.60E-05	5.39E-10	8.17E-12	9.63E-10
Chromium	2.78E-04	7.32E-08	1.11E-09	6.53E-11
Cobalt	1.89E-04	3.69E-10	5.60E-12	6.60E-09
Fluoride				
Iron	2.59E-02	1.51E-05	2.29E-07	6.76E-07
Lead	3.63E-04	2.84E-09	4.30E-11	2.53E-12
Manganese	3.87E-03	2.83E-08	4.29E-10	2.53E-09
Mercury	7.34E-06	4.30E-10	6.51E-12	1.15E-12
Molybdenum	7.07E-06	4.14E-09	6.28E-11	3.70E-09
Nitrate as Nitrogen				
Selenium		5.42E-08	8.20E-10	4.35E-09
Silica				
Sulfate				
Tetraoxo-sulfate(1-)				
Thallium		4.15E-07	6.29E-09	3.71E-10
Tin	1.69E-02	3.31E-07	5.01E-09	

Table 3.42a Chronic daily intakes for excess lifetime cancer risk for biota consumption by a child recreator
(continued)

----- AREA_CODE=1 MEDIA=RGa Groundwater -----
(continued)

Analyte	Ingestion of fish	Ingestion of venison	Ingestion of rabbit	Ingestion of quail
Uranium	1.15E-06	2.01E-10	3.05E-12	5.99E-10
Vanadium	1.09E-05	1.60E-08	2.42E-10	1.43E-11
Zinc	6.72E-04	3.93E-07	5.96E-09	2.46E-08
1,1,2-Trichloroethane	9.54E-07	7.16E-13	1.08E-14	
1,1-Dichloroethene	2.18E-05	1.47E-11	2.22E-13	
1,2-Dichloroethane	2.19E-07	1.25E-13	1.89E-15	
Acetone	1.54E-07	3.36E-14	5.09E-16	
Bis(2-ethylhexyl)phthalate	1.53E-04	5.69E-10	8.62E-12	
Butyl benzyl phthalate	7.63E-05	2.84E-10	4.31E-12	
Carbon tetrachloride	3.09E-04	3.62E-10	5.48E-12	
Chlorobenzene	3.87E-06	4.52E-12	6.85E-14	
Chloroform	6.68E-06	5.01E-12	7.59E-14	
Di-n-butyl phthalate	1.01E-03	3.76E-09	5.69E-11	
Dimethylbenzene	3.51E-03	5.41E-09	8.20E-11	
Ethane				
Ethylbenzene	1.39E-03	1.92E-09	2.91E-11	
Ethylene				
Methylene chloride	1.75E-06	8.93E-13	1.35E-14	
Tetrachloroethene	4.36E-04	4.56E-10	6.91E-12	
Trichloroethene	1.34E-02	1.25E-08	1.90E-10	
Vinyl chloride	7.59E-04	4.09E-10	6.20E-12	
cis-1,2-Dichloroethene	9.12E-04	6.48E-10	9.81E-12	
trans-1,2-Dichloroethene	4.00E-05	1.30E-11	1.97E-13	
Americium-241	1.29E+02	1.01E-03	1.53E-05	1.35E-04
Cesium-137	3.76E+05	5.51E+01	8.35E-01	9.80E+00
Cobalt-60	2.56E+03	5.00E-03	7.57E-05	8.92E-02
Neptunium-237	3.05E+02	4.50E-02	6.82E-04	4.02E-05
Plutonium-239	8.98E+00	1.75E-05	2.66E-07	4.70E-06
Radium-226	1.91E+05	2.85E+01	4.31E-01	
Radon-222	1.60E+06	2.46E+02	3.73E+00	
Technetium-99	6.31E+04	1.85E+00	2.80E-02	4.95E-01
Thorium-230	4.88E+02	2.86E-03	4.33E-05	2.55E-06
Uranium-234	1.47E+02	2.58E-02	3.91E-04	7.69E-02
Uranium-235	1.31E+03	2.78E-02	4.21E-04	6.20E-02
Uranium-235/236	1.30E+02	2.77E-03	4.19E-05	6.17E-03
Uranium-238	2.54E+04	4.80E-01	7.27E-03	1.02E+00

----- AREA_CODE=1 MEDIA=UCRS Groundwater -----

Analyte	Ingestion of fish	Ingestion of venison	Ingestion of rabbit	Ingestion of quail
Aluminum		5.66E-07	8.58E-09	5.05E-10
Ammonia as Nitrogen	1.03E-06	2.55E-13	3.87E-15	
Antimony	6.82E-05	1.60E-10	2.42E-12	1.43E-13
Arsenic		4.08E-09	6.18E-11	3.64E-12
Barium	2.88E-05	8.44E-09	1.28E-10	3.39E-10
Beryllium	4.16E-06	2.44E-10	3.69E-12	2.17E-13
Cadmium	3.85E-05	4.51E-10	6.84E-12	8.06E-10
Chromium	1.68E-04	4.43E-08	6.72E-10	3.96E-11
Cobalt	1.78E-04	3.47E-10	5.25E-12	6.19E-09
Fluoride				
Iron	2.33E-02	1.36E-05	2.07E-07	6.09E-07
Kjeldahl Nitrogen				
Lead	3.42E-04	2.67E-09	4.04E-11	2.38E-12
Manganese	5.13E-03	3.76E-08	5.69E-10	3.35E-09
Mercury	7.34E-06	4.30E-10	6.51E-12	1.15E-12
Molybdenum	2.45E-06	1.43E-09	2.17E-11	1.28E-09
Nickel	3.29E-04	9.64E-08	1.46E-09	
Nitrate as Nitrogen				

Table 3.42a Chronic daily intakes for excess lifetime cancer risk for biota consumption by a child recreator
(continued)

----- AREA_CODE=1 MEDIA=UCRS Groundwater ----- (continued)				
Analyte	Ingestion of fish	Ingestion of venison	Ingestion of rabbit	Ingestion of quail
Nitrate/Nitrite				
Orthophosphate				
Selenium		3.73E-08	5.65E-10	2.99E-09
Silica				
Strontium	1.89E-03	1.48E-06	2.24E-08	1.32E-08
Sulfate				
Sulfide				
Tetraoxo-sulfate(1-)				
Thallium		3.19E-07	4.83E-09	2.85E-10
Tin	1.91E-03	3.72E-08	5.64E-10	
Uranium	2.87E-06	5.04E-10	7.63E-12	1.50E-09
Vanadium	1.90E-05	2.78E-08	4.20E-10	2.48E-11
Zinc	4.42E-04	2.59E-07	3.93E-09	1.62E-08
1,1-Dichloroethene	6.72E-05	4.52E-11	6.85E-13	
1,2-Dichloroethane	3.98E-07	2.26E-13	3.43E-15	
1,2-Dichloroethene	1.26E-07	4.08E-14	6.18E-16	
2,4-Dimethylphenol	3.55E-06	3.14E-12	4.76E-14	
Benzene	4.43E-06	3.52E-12	5.33E-14	
Bis(2-ethylhexyl)phthalate	7.63E-05	2.84E-10	4.31E-12	
Chloroethane	1.37E-04	7.38E-11	1.12E-12	
Chloroform	8.11E-06	6.09E-12	9.22E-14	
Di-n-butyl phthalate	7.48E-05	2.79E-10	4.22E-12	
Dimethylbenzene	3.95E-03	6.08E-09	9.21E-11	
Ethane				
Ethylbenzene	1.57E-03	2.17E-09	3.28E-11	
Ethylene				
Fluorene	1.26E-04	3.55E-10	5.38E-12	
Isophorone	1.42E-06	9.04E-13	1.37E-14	
Methylene chloride	1.43E-06	7.29E-13	1.10E-14	
Naphthalene	6.54E-05	1.01E-10	1.53E-12	
Phenanthrene	1.76E-04	5.55E-10	8.40E-12	1.32E-10
Trichloroethene	3.20E-02	3.00E-08	4.55E-10	
Vinyl chloride	8.35E-04	4.50E-10	6.81E-12	
cis-1,2-Dichloroethene	1.96E-03	1.39E-09	2.11E-11	
trans-1,2-Dichloroethene	1.67E-05	5.41E-12	8.19E-14	
Americium-241	9.24E+01	7.22E-04	1.09E-05	9.66E-05
Cobalt-60	3.26E+03	6.37E-03	9.65E-05	1.14E-01
Neptunium-237	1.83E+02	2.71E-02	4.10E-04	2.42E-05
Plutonium-239	5.42E+01	1.06E-04	1.60E-06	2.83E-05
Radium-226	1.91E+03	2.85E-01	4.32E-03	
Radon-222	3.56E+06	5.49E+02	8.31E+00	
Technetium-99	3.32E+04	9.71E-01	1.47E-02	2.60E-01
Thorium-228	3.25E+03	1.76E+00	2.67E-02	3.03E-06
Uranium-234	3.93E+02	6.90E-02	1.04E-03	2.05E-01
Uranium-235	9.38E+02	2.00E-02	3.03E-04	4.46E-02
Uranium-235/236	7.97E+01	1.70E-03	2.57E-05	3.79E-03
Uranium-238	1.36E+04	2.57E-01	3.89E-03	5.46E-01

----- AREA_CODE=m MEDIA=McNairy Groundwater -----				
Analyte	Ingestion of fish	Ingestion of venison	Ingestion of rabbit	Ingestion of quail
Aluminum		1.41E-07	2.14E-09	1.26E-10
Arsenic		1.62E-09	2.45E-11	1.44E-12
Barium	1.94E-05	5.69E-09	8.62E-11	2.29E-10
Beryllium	1.67E-05	9.75E-10	1.48E-11	8.71E-13
Cadmium	9.05E-05	1.06E-09	1.60E-11	1.89E-09
Chromium	4.04E-04	1.06E-07	1.61E-09	9.51E-11
Cobalt	2.21E-04	4.32E-10	6.54E-12	7.70E-09

Table 3.42a Chronic daily intakes for excess lifetime cancer risk for biota consumption by a child recreator
(continued)

----- AREA_CODE=m MEDIA=McNairy Groundwater -----
(continued)

Analyte	Ingestion of fish	Ingestion of venison	Ingestion of rabbit	Ingestion of quail
Fluoride				
Iron	1.47E-01	8.63E-05	1.31E-06	3.85E-06
Manganese	4.69E-03	3.43E-08	5.20E-10	3.07E-09
Mercury	8.39E-06	4.91E-10	7.45E-12	1.32E-12
Molybdenum	8.84E-06	5.18E-09	7.84E-11	4.62E-09
Nickel	1.03E-04	3.01E-08	4.56E-10	
Silica				
Sulfate				
Tetraoxo-sulfate(1-)				
Uranium	4.77E-07	8.38E-11	1.27E-12	2.49E-10
Vanadium	3.66E-05	5.35E-08	8.11E-10	4.78E-11
Zinc	9.63E-04	5.64E-07	8.54E-09	3.52E-08
Trichloroethene	1.45E-06	1.36E-12	2.06E-14	
Neptunium-237	1.01E+01	1.49E-03	2.26E-05	1.33E-06
Plutonium-239	1.29E+01	2.51E-05	3.81E-07	6.73E-06
Radium-226	2.93E+03	4.37E-01	6.62E-03	
Radon-222	8.88E+05	1.37E+02	2.08E+00	
Technetium-99	1.34E+03	3.93E-02	5.96E-04	1.05E-02
Thorium-230	4.14E+02	2.43E-03	3.67E-05	2.17E-06

----- AREA_CODE=m MEDIA=Other Groundwater -----

Analyte	Ingestion of fish	Ingestion of venison	Ingestion of rabbit	Ingestion of quail
Aluminum		7.50E-07	1.14E-08	6.70E-10
Ammonia as Nitrogen	5.86E-05	1.46E-11	2.21E-13	
Antimony	8.75E-05	2.05E-10	3.10E-12	1.83E-13
Arsenic		7.59E-10	1.15E-11	6.77E-13
Barium	9.92E-06	2.90E-09	4.40E-11	1.17E-10
Beryllium	6.68E-06	3.91E-10	5.93E-12	3.49E-13
Cadmium	7.83E-05	9.17E-10	1.39E-11	1.64E-09
Chromium	1.30E-04	3.44E-08	5.20E-10	3.07E-11
Cobalt	4.67E-04	9.12E-10	1.38E-11	1.63E-08
Fluoride				
Iron	2.27E-01	1.33E-04	2.01E-06	5.93E-06
Kjeldahl Nitrogen				
Lead	9.00E-04	7.02E-09	1.06E-10	6.27E-12
Manganese	3.90E-02	2.85E-07	4.32E-09	2.55E-08
Mercury	4.43E-06	2.60E-10	3.93E-12	6.95E-13
Nickel	1.55E-04	4.53E-08	6.87E-10	
Nitrate as Nitrogen				
Silica				
Strontium	8.87E-04	6.93E-07	1.05E-08	6.19E-09
Sulfate				
Sulfide				
Tetraoxo-sulfate(1-)				
Thallium		4.30E-07	6.51E-09	3.84E-10
Tin	3.82E-04	7.46E-09	1.13E-10	
Uranium	6.73E-07	1.18E-10	1.79E-12	3.52E-10
Vanadium	2.67E-05	3.90E-08	5.91E-10	3.49E-11
Zinc	1.12E-03	6.55E-07	9.92E-09	4.09E-08
1,1-Dichloroethane	5.59E-06	3.76E-12	5.69E-14	
1,1-Dichloroethene	8.86E-06	5.96E-12	9.02E-14	
1,2-Dichloroethene	3.18E-06	1.03E-12	1.56E-14	
Acetone	4.73E-07	1.03E-13	1.56E-15	
Di-n-butyl phthalate	4.25E-04	1.58E-09	2.40E-11	
Methylene chloride	6.23E-07	3.18E-13	4.81E-15	
Naphthalene	6.26E-05	9.65E-11	1.46E-12	
Phenanthrene	9.03E-05	2.85E-10	4.32E-12	6.80E-11

Table 3.42a Chronic daily intakes for excess lifetime cancer risk for biota consumption by a child recreator
(continued)

----- AREA_CODE=m MEDIA=Other Groundwater -----
(continued)

Analyte	Ingestion of fish	Ingestion of venison	Ingestion of rabbit	Ingestion of quail
Trichloroethene	2.33E-05	2.18E-11	3.30E-13	
Vinyl chloride	2.50E-06	1.35E-12	2.04E-14	
cis-1,2-Dichloroethene	3.61E-05	2.56E-11	3.88E-13	
Neptunium-237	3.98E+01	5.88E-03	8.91E-05	5.25E-06
Radium-226	1.52E+03	2.27E-01	3.44E-03	
Radon-222	3.26E+06	5.03E+02	7.62E+00	
Technetium-99	1.73E+03	5.06E-02	7.66E-04	1.35E-02
Thorium-228	3.96E+03	2.14E+00	3.25E-02	3.70E-06
Thorium-230	4.91E+02	2.88E-03	4.36E-05	2.57E-06
Uranium-234	1.88E+02	3.31E-02	5.01E-04	9.85E-02
Uranium-235	2.60E+02	5.54E-03	8.39E-05	1.24E-02
Uranium-238	2.62E+03	4.96E-02	7.51E-04	1.05E-01

----- AREA_CODE=m MEDIA=RGa Groundwater -----

Analyte	Ingestion of fish	Ingestion of venison	Ingestion of rabbit	Ingestion of quail
Aluminum		1.68E-07	2.54E-09	1.50E-10
Antimony	1.93E-04	4.52E-10	6.85E-12	4.04E-13
Arsenic		7.54E-10	1.14E-11	6.73E-13
Barium	9.59E-06	2.81E-09	4.25E-11	1.13E-10
Beryllium	1.75E-05	1.02E-09	1.55E-11	9.15E-13
Bicarbonate				
Boron		3.03E-08	4.59E-10	
Cadmium	4.89E-05	5.73E-10	8.68E-12	1.02E-09
Cerium				
Chromium	8.83E-04	2.33E-07	3.52E-09	2.08E-10
Cobalt	2.08E-04	4.06E-10	6.16E-12	7.26E-09
Copper	1.43E-04	3.78E-08	5.72E-10	1.87E-09
Fluoride				
Gallium				
Iron	1.21E-02	7.10E-06	1.08E-07	3.17E-07
Lead	3.74E-04	2.92E-09	4.42E-11	2.60E-12
Lithium		5.73E-08	8.68E-10	
Manganese	1.03E-03	7.57E-09	1.15E-10	6.76E-10
Mercury	3.03E-06	1.78E-10	2.69E-12	4.76E-13
Molybdenum	7.01E-06	4.10E-09	6.22E-11	3.66E-09
Nickel	1.59E-04	4.67E-08	7.07E-10	
Nitrate as Nitrogen				
Selenium		3.64E-08	5.51E-10	2.92E-09
Silica				
Silver	2.80E-06	9.82E-09	1.49E-10	5.85E-09
Sulfate				
Tetraoxo-sulfate(1-)				
Thallium		6.23E-07	9.44E-09	5.56E-10
Thorium				
Titanium		1.56E-07	2.37E-09	
Uranium	2.81E-07	4.94E-11	7.48E-13	1.47E-10
Vanadium	1.55E-05	2.26E-08	3.43E-10	2.02E-11
Zinc	1.38E-03	8.07E-07	1.22E-08	5.04E-08
Zirconium	7.34E-05	1.43E-12	2.17E-14	7.67E-14
1,1-Dichloroethene	6.72E-06	4.52E-12	6.85E-14	
1,2-Dichlorobenzene	3.15E-07	5.13E-13	7.77E-15	
1,2-Dichloroethene	6.50E-08	2.11E-14	3.19E-16	
1,3,5-Trimethylbenzene	3.16E-06	7.16E-12	1.08E-13	
1,4-Dichlorobenzene	3.43E-07	5.58E-13	8.45E-15	
2-Butanone	2.66E-07	7.68E-14	1.16E-15	
4-Bromofluorobenzene				
4-Methyl-2-pentanone	1.06E-06	5.12E-13	7.76E-15	

Table 3.42a Chronic daily intakes for excess lifetime cancer risk for biota consumption by a child recreator
(continued)

----- AREA_CODE=m MEDIA=RGA Groundwater -----
(continued)

Analyte	Ingestion of fish	Ingestion of venison	Ingestion of rabbit	Ingestion of quail
Acetone	1.06E-07	2.31E-14	3.50E-16	
Acrylonitrile	2.23E-07	6.37E-14	9.65E-16	
Benzene	5.68E-07	4.51E-13	6.83E-15	
Bis(2-ethylhexyl)phthalate	4.56E-04	1.70E-09	2.58E-11	
Bromomethane	1.18E-07	5.68E-14	8.60E-16	
Carbazole	1.28E-04	2.59E-10	3.92E-12	
Carbon tetrachloride	1.16E-06	1.36E-12	2.05E-14	
Chloroform	9.54E-07	7.16E-13	1.08E-14	
Chloromethane	1.42E-07	5.82E-14	8.82E-16	
Chrysene	1.86E-04	1.08E-09	1.63E-11	
Di-n-butyl phthalate	4.54E-04	1.69E-09	2.56E-11	
Dimethylbenzene	2.78E-05	4.29E-11	6.49E-13	
Ethanol				
Ethylbenzene	3.27E-06	4.51E-12	6.83E-14	
Methylene chloride	5.05E-07	2.57E-13	3.90E-15	
PCB-1254	2.21E-04	1.51E-09	2.29E-11	1.32E-10
Polychlorinated biphenyl	5.23E-05	3.58E-10	5.42E-12	
Tetrachloroethene	2.73E-06	2.85E-12	4.32E-14	
Trichloroethene	5.62E-04	5.26E-10	7.97E-12	
Vinyl chloride	1.67E-07	9.00E-14	1.36E-15	
cis-1,2-Dichloroethene	8.81E-06	6.26E-12	9.48E-14	
m,p-Xylene	2.53E-07	3.90E-13	5.91E-15	
trans-1,2-Dichloroethene	1.67E-07	5.41E-14	8.19E-16	
trans-1,3-Dichloropropene				
Americium-241	6.02E+01	4.70E-04	7.12E-06	6.29E-05
Cesium-137	6.52E+03	9.57E-01	1.45E-02	1.70E-01
Cobalt-60	2.05E+03	4.00E-03	6.06E-05	7.15E-02
Neptunium-237	5.67E+01	8.39E-03	1.27E-04	7.49E-06
Plutonium-239	8.23E+00	1.61E-05	2.43E-07	4.30E-06
Radium-226	1.66E+03	2.48E-01	3.75E-03	
Radon-222	1.66E+06	2.56E+02	3.88E+00	
Technetium-99	2.30E+04	6.74E-01	1.02E-02	1.81E-01
Thorium-230	4.29E+02	2.51E-03	3.81E-05	2.24E-06

----- AREA_CODE=m MEDIA=UCRS Groundwater -----

Analyte	Ingestion of fish	Ingestion of venison	Ingestion of rabbit	Ingestion of quail
Aluminum		7.22E-07	1.09E-08	6.45E-10
Antimony	1.41E-04	3.29E-10	4.99E-12	2.94E-13
Arsenic		1.15E-09	1.74E-11	1.02E-12
Barium	2.75E-05	8.06E-09	1.22E-10	3.24E-10
Cadmium	4.93E-05	5.78E-10	8.75E-12	1.03E-09
Chromium	1.45E-04	3.81E-08	5.77E-10	3.40E-11
Cobalt	1.94E-04	3.78E-10	5.72E-12	6.75E-09
Copper	6.41E-04	1.69E-07	2.56E-09	8.37E-09
Fluoride				
Iron	2.02E-02	1.19E-05	1.80E-07	5.29E-07
Lead	3.78E-04	2.95E-09	4.47E-11	2.63E-12
Manganese	2.01E-03	1.47E-08	2.22E-10	1.31E-09
Mercury	2.81E-06	1.65E-10	2.49E-12	4.41E-13
Nickel	1.52E-04	4.44E-08	6.72E-10	
Nitrate as Nitrogen				
Silica				
Silver	2.52E-06	8.86E-09	1.34E-10	5.27E-09
Sulfate				
Tetraoxo-sulfate(1-)				
Thallium		4.70E-08	7.12E-10	4.19E-11
Uranium	1.55E-05	2.73E-09	4.13E-11	8.12E-09

Table 3.42a Chronic daily intakes for excess lifetime cancer risk for biota consumption by a child recreator
(continued)

----- AREA_CODE=m MEDIA=UCRS Groundwater -----
(continued)

Analyte	Ingestion of fish	Ingestion of venison	Ingestion of rabbit	Ingestion of quail
Vanadium	5.55E-05	8.13E-08	1.23E-09	7.26E-11
Zinc	3.96E-03	2.32E-06	3.51E-08	1.45E-07
Benzene	1.79E-06	1.42E-12	2.16E-14	
Bromodichloromethane	5.11E-06	4.06E-12	6.15E-14	
Chloroform	5.12E-06	3.84E-12	5.82E-14	
Dibromochloromethane	1.35E-06	1.14E-12	1.72E-14	
Ethanol				
Methylene chloride	5.95E-07	3.03E-13	4.60E-15	
Trichloroethene	3.61E-06	3.38E-12	5.11E-14	
Cesium-137	1.63E+04	2.40E+00	3.63E-02	4.26E-01
Cobalt-60	3.71E+03	7.23E-03	1.10E-04	1.29E-01
Neptunium-237	3.45E+01	5.11E-03	7.74E-05	4.56E-06
Plutonium-239	2.29E+01	4.46E-05	6.76E-07	1.20E-05
Radium-226	2.88E+03	4.28E-01	6.49E-03	
Radon-222	1.25E+06	1.93E+02	2.92E+00	
Technetium-99	3.97E+03	1.16E-01	1.76E-03	3.12E-02

----- AREA_CODE=n MEDIA=McNairy Groundwater -----

Analyte	Ingestion of fish	Ingestion of venison	Ingestion of rabbit	Ingestion of quail
Aluminum		3.32E-07	5.02E-09	2.96E-10
Antimony	2.00E-04	4.68E-10	7.09E-12	4.18E-13
Arsenic		1.34E-09	2.03E-11	1.20E-12
Barium	1.84E-05	5.39E-09	8.17E-11	2.17E-10
Beryllium	1.68E-05	9.83E-10	1.49E-11	8.77E-13
Cadmium	9.33E-05	1.09E-09	1.66E-11	1.95E-09
Chromium	1.56E-04	4.11E-08	6.22E-10	3.67E-11
Cobalt	2.19E-04	4.27E-10	6.47E-12	7.62E-09
Fluoride				
Iron	4.37E-02	2.56E-05	3.88E-07	1.14E-06
Manganese	3.72E-03	2.73E-08	4.13E-10	2.43E-09
Mercury	5.89E-06	3.45E-10	5.22E-12	9.24E-13
Molybdenum	8.52E-06	4.99E-09	7.56E-11	4.45E-09
Nickel	1.03E-04	3.03E-08	4.59E-10	
Nitrate as Nitrogen				
Silica				
Sulfate				
Tetraoxo-sulfate(1-)				
Thallium		5.10E-07	7.72E-09	4.55E-10
Uranium	4.11E-07	7.23E-11	1.09E-12	2.15E-10
Vanadium	2.90E-05	4.24E-08	6.43E-10	3.79E-11
Zinc	1.55E-03	9.10E-07	1.38E-08	5.68E-08
Trichloroethene	1.60E-04	1.50E-10	2.27E-12	
Neptunium-237	2.61E+01	3.86E-03	5.85E-05	3.45E-06
Plutonium-239	1.05E+01	2.05E-05	3.11E-07	5.49E-06
Radium-226	2.55E+03	3.80E-01	5.75E-03	
Radon-222	6.96E+05	1.07E+02	1.63E+00	
Technetium-99	6.96E+03	2.04E-01	3.09E-03	5.46E-02
Thorium-230	3.30E+02	1.93E-03	2.93E-05	1.73E-06

----- AREA_CODE=n MEDIA=Other Groundwater -----

Analyte	Ingestion of fish	Ingestion of venison	Ingestion of rabbit	Ingestion of quail
Aluminum		7.50E-07	1.14E-08	6.70E-10
Ammonia as Nitrogen	5.86E-05	1.46E-11	2.21E-13	

Table 3.42a Chronic daily intakes for excess lifetime cancer risk for biota consumption by a child recreator
(continued)

----- AREA_CODE=n MEDIA=Other Groundwater -----
(continued)

Analyte	Ingestion of fish	Ingestion of venison	Ingestion of rabbit	Ingestion of quail
Antimony	8.75E-05	2.05E-10	3.10E-12	1.83E-13
Arsenic		7.59E-10	1.15E-11	6.77E-13
Barium	9.92E-06	2.90E-09	4.40E-11	1.17E-10
Beryllium	6.68E-06	3.91E-10	5.93E-12	3.49E-13
Cadmium	7.83E-05	9.17E-10	1.39E-11	1.64E-09
Chromium	1.30E-04	3.44E-08	5.20E-10	3.07E-11
Cobalt	4.67E-04	9.12E-10	1.38E-11	1.63E-08
Fluoride				
Iron	2.27E-01	1.33E-04	2.01E-06	5.93E-06
Kjeldahl Nitrogen				
Lead	9.00E-04	7.02E-09	1.06E-10	6.27E-12
Manganese	3.90E-02	2.85E-07	4.32E-09	2.55E-08
Mercury	4.43E-06	2.60E-10	3.93E-12	6.95E-13
Nickel	1.55E-04	4.53E-08	6.87E-10	
Nitrate as Nitrogen				
Silica				
Strontium	8.87E-04	6.93E-07	1.05E-08	6.19E-09
Sulfate				
Sulfide				
Tetraoxo-sulfate(1-)				
Thallium		4.30E-07	6.51E-09	3.84E-10
Tin	3.82E-04	7.46E-09	1.13E-10	
Uranium	6.73E-07	1.18E-10	1.79E-12	3.52E-10
Vanadium	2.67E-05	3.90E-08	5.91E-10	3.49E-11
Zinc	1.12E-03	6.55E-07	9.92E-09	4.09E-08
1,1-Dichloroethane	5.52E-06	3.71E-12	5.63E-14	
1,1-Dichloroethene	8.75E-06	5.88E-12	8.91E-14	
1,2-Dichloroethene	2.70E-06	8.74E-13	1.32E-14	
Acetone	4.73E-07	1.03E-13	1.56E-15	
Di-n-butyl phthalate	4.25E-04	1.58E-09	2.40E-11	
Methylene chloride	5.95E-07	3.03E-13	4.60E-15	
Naphthalene	6.26E-05	9.65E-11	1.46E-12	
Phenanthrene	9.03E-05	2.85E-10	4.32E-12	6.80E-11
Trichloroethene	2.31E-05	2.16E-11	3.28E-13	
Vinyl chloride	2.50E-06	1.35E-12	2.04E-14	
cis-1,2-Dichloroethene	3.61E-05	2.56E-11	3.88E-13	
Neptunium-237	3.98E+01	5.88E-03	8.91E-05	5.25E-06
Radium-226	1.52E+03	2.27E-01	3.44E-03	
Radon-222	3.26E+06	5.03E+02	7.62E+00	
Technetium-99	1.73E+03	5.06E-02	7.66E-04	1.35E-02
Thorium-228	3.96E+03	2.14E+00	3.25E-02	3.70E-06
Thorium-230	4.91E+02	2.88E-03	4.36E-05	2.57E-06
Uranium-234	1.88E+02	3.31E-02	5.01E-04	9.85E-02
Uranium-235	2.60E+02	5.54E-03	8.39E-05	1.24E-02
Uranium-238	2.62E+03	4.96E-02	7.51E-04	1.05E-01

----- AREA_CODE=n MEDIA=RGa Groundwater -----

Analyte	Ingestion of fish	Ingestion of venison	Ingestion of rabbit	Ingestion of quail
Aluminum		2.24E-07	3.40E-09	2.00E-10
Antimony	1.88E-04	4.40E-10	6.67E-12	3.93E-13
Arsenic		8.22E-10	1.25E-11	7.34E-13
Barium	9.64E-06	2.82E-09	4.28E-11	1.13E-10
Beryllium	1.65E-05	9.67E-10	1.46E-11	8.63E-13
Bicarbonate				
Boron		3.03E-08	4.59E-10	
Cadmium	4.65E-05	5.45E-10	8.25E-12	9.72E-10
Cerium				

Table 3.42a Chronic daily intakes for excess lifetime cancer risk for biota consumption by a child recreator
(continued)

----- AREA_CODE=n MEDIA=RGA Groundwater ----- (continued)				
Analyte	Ingestion of fish	Ingestion of venison	Ingestion of rabbit	Ingestion of quail
Chromium	6.01E-04	1.58E-07	2.40E-09	1.41E-10
Cobalt	2.02E-04	3.93E-10	5.96E-12	7.02E-09
Copper	1.25E-04	3.31E-08	5.01E-10	1.64E-09
Fluoride				
Gallium				
Iron	1.55E-02	9.10E-06	1.38E-07	4.06E-07
Lead	3.62E-04	2.83E-09	4.28E-11	2.52E-12
Lithium		5.73E-08	8.68E-10	
Manganese	2.12E-03	1.55E-08	2.35E-10	1.39E-09
Mercury	6.86E-06	4.02E-10	6.08E-12	1.08E-12
Molybdenum	6.96E-06	4.08E-09	6.18E-11	3.64E-09
Nickel	1.55E-04	4.54E-08	6.88E-10	
Nitrate as Nitrogen				
Selenium		4.42E-08	6.69E-10	3.55E-09
Silica				
Silver	2.84E-06	9.99E-09	1.51E-10	5.94E-09
Sulfate				
Tetraoxo-sulfate(1-)				
Thallium		5.71E-07	8.65E-09	5.10E-10
Thorium				
Tin	2.93E-03	5.72E-08	8.67E-10	
Titanium		1.56E-07	2.37E-09	
Uranium	6.47E-07	1.14E-10	1.72E-12	3.38E-10
Vanadium	1.43E-05	2.09E-08	3.16E-10	1.87E-11
Zinc	1.18E-03	6.92E-07	1.05E-08	4.32E-08
Zirconium	7.34E-05	1.43E-12	2.17E-14	7.67E-14
1,1,2-Trichloroethane	9.54E-07	7.16E-13	1.08E-14	
1,1-Dichloroethene	2.18E-05	1.47E-11	2.22E-13	
1,2-Dichlorobenzene	3.15E-07	5.13E-13	7.77E-15	
1,2-Dichloroethane	2.19E-07	1.25E-13	1.89E-15	
1,2-Dichloroethene	6.00E-08	1.94E-14	2.94E-16	
1,3,5-Trimethylbenzene	3.16E-06	7.16E-12	1.08E-13	
1,4-Dichlorobenzene	3.43E-07	5.58E-13	8.45E-15	
2-Butanone	2.18E-06	6.29E-13	9.52E-15	
4-Bromofluorobenzene				
4-Methyl-2-pentanone	2.00E-06	9.65E-13	1.46E-14	
Acetone	8.87E-07	1.93E-13	2.92E-15	
Acrylonitrile	2.23E-07	6.37E-14	9.65E-16	
Benzene	5.68E-07	4.51E-13	6.83E-15	
Bis(2-ethylhexyl)phthalate	4.13E-04	1.54E-09	2.33E-11	
Bromomethane	1.18E-07	5.68E-14	8.60E-16	
Butyl benzyl phthalate	7.63E-05	2.84E-10	4.31E-12	
Carbazole	6.43E-05	1.30E-10	1.98E-12	
Carbon tetrachloride	3.09E-04	3.62E-10	5.48E-12	
Chlorobenzene	3.87E-06	4.52E-12	6.85E-14	
Chloroform	6.68E-06	5.01E-12	7.59E-14	
Chloromethane	1.42E-07	5.82E-14	8.82E-16	
Chrysene	1.86E-04	1.08E-09	1.63E-11	
Di-n-butyl phthalate	7.50E-04	2.79E-09	4.23E-11	
Dimethylbenzene	1.51E-03	2.32E-09	3.52E-11	
Ethane				
Ethanol				
Ethylbenzene	6.06E-04	8.35E-10	1.26E-11	
Ethylene				
Methylene chloride	6.15E-06	3.14E-12	4.75E-14	
PCB-1254	2.34E-04	1.60E-09	2.42E-11	1.39E-10
Polychlorinated biphenyl	5.23E-05	3.58E-10	5.42E-12	
Tetrachloroethene	4.36E-04	4.56E-10	6.91E-12	
Trichloroethene	6.45E-03	6.04E-09	9.14E-11	
Vinyl chloride	2.92E-04	1.57E-10	2.38E-12	
cis-1,2-Dichloroethene	3.71E-04	2.64E-10	4.00E-12	

Table 3.42a Chronic daily intakes for excess lifetime cancer risk for biota consumption by a child recreator
(continued)

----- AREA_CODE=n MEDIA=RGa Groundwater -----
(continued)

Analyte	Ingestion of fish	Ingestion of venison	Ingestion of rabbit	Ingestion of quail
m,p-Xylene	4.51E-07	6.94E-13	1.05E-14	
trans-1,2-Dichloroethene	2.97E-05	9.62E-12	1.46E-13	
trans-1,3-Dichloropropene				
Americium-241	7.51E+01	5.86E-04	8.88E-06	7.85E-05
Cesium-137	3.76E+05	5.51E+01	8.35E-01	9.80E+00
Cobalt-60	1.99E+03	3.88E-03	5.88E-05	6.93E-02
Neptunium-237	1.81E+02	2.68E-02	4.06E-04	2.39E-05
Plutonium-239	7.39E+00	1.44E-05	2.19E-07	3.86E-06
Radium-226	1.19E+05	1.78E+01	2.69E-01	
Radon-222	1.60E+06	2.47E+02	3.74E+00	
Technetium-99	3.74E+04	1.10E+00	1.66E-02	2.94E-01
Thorium-230	4.27E+02	2.50E-03	3.79E-05	2.23E-06
Uranium-234	1.47E+02	2.58E-02	3.91E-04	7.69E-02
Uranium-235	1.31E+03	2.78E-02	4.21E-04	6.20E-02
Uranium-235/236	1.30E+02	2.77E-03	4.19E-05	6.17E-03
Uranium-238	2.54E+04	4.80E-01	7.27E-03	1.02E+00

----- AREA_CODE=n MEDIA=UCRS Groundwater -----

Analyte	Ingestion of fish	Ingestion of venison	Ingestion of rabbit	Ingestion of quail
Aluminum		5.59E-07	8.47E-09	4.99E-10
Ammonia as Nitrogen	1.03E-06	2.55E-13	3.87E-15	
Antimony	1.22E-04	2.85E-10	4.31E-12	2.54E-13
Arsenic		3.48E-09	5.27E-11	3.10E-12
Barium	2.72E-05	7.96E-09	1.21E-10	3.20E-10
Beryllium	4.16E-06	2.44E-10	3.69E-12	2.17E-13
Cadmium	3.93E-05	4.60E-10	6.96E-12	8.21E-10
Chromium	1.62E-04	4.26E-08	6.46E-10	3.81E-11
Cobalt	1.80E-04	3.52E-10	5.33E-12	6.28E-09
Copper	2.37E-04	6.25E-08	9.47E-10	3.10E-09
Fluoride				
Iron	2.05E-02	1.20E-05	1.81E-07	5.35E-07
Kjeldahl Nitrogen				
Lead	3.54E-04	2.76E-09	4.18E-11	2.47E-12
Manganese	7.75E-03	5.67E-08	8.59E-10	5.06E-09
Mercury	1.22E-05	7.16E-10	1.08E-11	1.92E-12
Molybdenum	2.45E-06	1.43E-09	2.17E-11	1.28E-09
Nickel	2.63E-04	7.70E-08	1.17E-09	
Nitrate as Nitrogen				
Nitrate/Nitrite				
Orthophosphate				
Selenium		3.70E-08	5.60E-10	2.97E-09
Silica				
Silver	2.58E-06	9.05E-09	1.37E-10	5.39E-09
Strontium	1.89E-03	1.48E-06	2.24E-08	1.32E-08
Sulfate				
Sulfide				
Tetraoxo-sulfate(1-)				
Thallium		2.98E-07	4.51E-09	2.66E-10
Tin	1.91E-03	3.72E-08	5.64E-10	
Uranium	5.87E-06	1.03E-09	1.56E-11	3.07E-09
Vanadium	1.97E-05	2.88E-08	4.36E-10	2.57E-11
Zinc	1.28E-03	7.52E-07	1.14E-08	4.70E-08
1,1-Dichloroethene	6.72E-05	4.52E-11	6.85E-13	
1,2-Dichloroethane	3.98E-07	2.26E-13	3.43E-15	
1,2-Dichloroethene	2.04E-07	6.61E-14	1.00E-15	
2,4-Dimethylphenol	3.55E-06	3.14E-12	4.76E-14	
Benzene	4.43E-06	3.52E-12	5.33E-14	

Table 3.42a Chronic daily intakes for excess lifetime cancer risk for biota consumption by a child recreator
(continued)

----- AREA_CODE=n MEDIA=UCRS Groundwater -----				
(continued)				
Analyte	Ingestion of fish	Ingestion of venison	Ingestion of rabbit	Ingestion of quail
Bis(2-ethylhexyl)phthalate	7.63E-05	2.84E-10	4.31E-12	
Bromodichloromethane	5.11E-06	4.06E-12	6.15E-14	
Chloroethane	1.15E-05	6.22E-12	9.42E-14	
Chloroform	1.14E-05	8.59E-12	1.30E-13	
Di-n-butyl phthalate	7.48E-05	2.79E-10	4.22E-12	
Dibromochloromethane	1.35E-06	1.14E-12	1.72E-14	
Dimethylbenzene	2.78E-03	4.28E-09	6.48E-11	
Ethane				
Ethanol				
Ethylbenzene	1.11E-03	1.53E-09	2.31E-11	
Ethylene				
Fluorene	1.26E-04	3.55E-10	5.38E-12	
Isophorone	1.42E-06	9.04E-13	1.37E-14	
Methylene chloride	6.30E-07	3.22E-13	4.87E-15	
Naphthalene	6.54E-05	1.01E-10	1.53E-12	
Phenanthrene	1.76E-04	5.55E-10	8.40E-12	1.32E-10
Trichloroethene	2.42E-02	2.27E-08	3.43E-10	
Vinyl chloride	8.35E-04	4.50E-10	6.81E-12	
cis-1,2-Dichloroethene	1.54E-03	1.09E-09	1.66E-11	
trans-1,2-Dichloroethene	1.67E-05	5.41E-12	8.19E-14	
Americium-241	-4.95E+01	-3.86E-04	-5.85E-06	-5.17E-05
Cesium-137	1.63E+04	2.40E+00	3.63E-02	4.26E-01
Cobalt-60	3.23E+03	6.30E-03	9.54E-05	1.12E-01
Neptunium-237	1.18E+02	1.74E-02	2.64E-04	1.56E-05
Plutonium-239	3.78E+01	7.38E-05	1.12E-06	1.98E-05
Radium-226	2.16E+03	3.21E-01	4.87E-03	
Radon-222	2.99E+06	4.62E+02	6.99E+00	
Technetium-99	2.62E+04	7.66E-01	1.16E-02	2.05E-01
Thorium-228	3.25E+03	1.76E+00	2.67E-02	3.03E-06
Uranium-234	3.93E+02	6.90E-02	1.04E-03	2.05E-01
Uranium-235	9.38E+02	2.00E-02	3.03E-04	4.46E-02
Uranium-235/236	7.97E+01	1.70E-03	2.57E-05	3.79E-03
Uranium-238	1.36E+04	2.57E-01	3.89E-03	5.46E-01

Table 3.42b Chronic daily intakes for excess lifetime cancer risk for biota consumption by a teen recreator

----- AREA_CODE=a MEDIA=RGA Groundwater -----

Analyte	Ingestion of fish	Ingestion of venison	Ingestion of rabbit	Ingestion of quail
Aluminum		6.66E-07	5.48E-09	3.32E-10
Arsenic		3.14E-09	2.59E-11	1.57E-12
Barium	4.35E-05	1.21E-08	9.96E-11	2.71E-10
Chromium	7.06E-04	1.77E-07	1.45E-09	8.81E-11
Fluoride				
Iron	3.48E-02	1.93E-05	1.59E-07	4.82E-07
Manganese	5.01E-03	3.49E-08	2.87E-10	1.74E-09
Tetraoxo-sulfate(1-)				
Thallium		4.20E-06	3.46E-08	2.10E-09
Vanadium	1.18E-04	1.64E-07	1.35E-09	8.17E-11
Zinc	1.46E-03	8.11E-07	6.68E-09	2.83E-08
1,1-Dichloroethene	2.62E-05	1.67E-11	1.38E-13	
Carbon tetrachloride	8.81E-04	9.78E-10	8.05E-12	
Chloroform	3.10E-06	2.21E-12	1.82E-14	
Tetrachloroethene	1.02E-03	1.01E-09	8.32E-12	
Trichloroethene	1.43E+00	1.28E-06	1.05E-08	
cis-1,2-Dichloroethene	1.33E-04	8.97E-11	7.39E-13	
trans-1,2-Dichloroethene	1.63E-05	5.02E-12	4.13E-14	
Cesium-137	2.26E+06	3.14E+02	2.59E+00	3.12E+01
Neptunium-237	2.14E+04	3.01E+00	2.48E-02	1.50E-03
Technetium-99	1.38E+06	3.84E+01	3.17E-01	5.75E+00
Thorium-230	7.58E+03	4.21E-02	3.47E-04	2.10E-05

----- AREA_CODE=a MEDIA=UCRS Groundwater -----

Analyte	Ingestion of fish	Ingestion of venison	Ingestion of rabbit	Ingestion of quail
Aluminum		1.51E-06	1.24E-08	7.51E-10
Antimony	2.22E-04	4.93E-10	4.06E-12	2.46E-13
Arsenic		2.45E-09	2.01E-11	1.22E-12
Barium	1.52E-05	4.22E-09	3.47E-11	9.47E-11
Beryllium	4.42E-06	2.46E-10	2.02E-12	1.22E-13
Chromium	2.26E-04	5.64E-08	4.65E-10	2.81E-11
Cobalt	4.76E-05	8.83E-11	7.27E-13	8.81E-10
Iron	5.35E-02	2.97E-05	2.45E-07	7.41E-07
Lead	1.64E-03	1.22E-08	1.00E-10	6.08E-12
Manganese	1.83E-03	1.27E-08	1.05E-10	6.33E-10
Nickel	7.20E-04	2.00E-07	1.65E-09	
Silica				
Tetraoxo-sulfate(1-)				
Uranium	1.27E-05	2.12E-09	1.75E-11	3.52E-09
Vanadium	7.57E-05	1.05E-07	8.67E-10	5.25E-11
Zinc	1.58E-03	8.79E-07	7.24E-09	3.07E-08
1,1-Dichloroethene	1.75E-06	1.11E-12	9.18E-15	
Bis(2-ethylhexyl)phthalate	2.48E-04	8.77E-10	7.22E-12	
Chloroform	2.01E-05	1.44E-11	1.18E-13	
Trichloroethene	2.59E-01	2.30E-07	1.89E-09	
cis-1,2-Dichloroethene	1.69E-04	1.14E-10	9.39E-13	
trans-1,2-Dichloroethene	4.68E-06	1.44E-12	1.18E-14	
Neptunium-237	3.14E+03	4.41E-01	3.63E-03	2.20E-04
Radon-222	1.65E+07	2.42E+03	1.99E+01	
Technetium-99	1.26E+05	3.49E+00	2.87E-02	5.22E-01

----- AREA_CODE=b MEDIA=McNairy Groundwater -----

Analyte	Ingestion of fish	Ingestion of venison	Ingestion of rabbit	Ingestion of quail
Aluminum		5.58E-07	4.59E-09	2.78E-10

Table 3.42b Chronic daily intakes for excess lifetime cancer risk for biota consumption by a teen recreator
(continued)

----- AREA_CODE=b MEDIA=McNairy Groundwater -----
(continued)

Analyte	Ingestion of fish	Ingestion of venison	Ingestion of rabbit	Ingestion of quail
Antimony	8.50E-04	1.89E-09	1.56E-11	9.43E-13
Nitrate as Nitrogen				
Silica				
Tetraoxo-sulfate(1-)				
Trichloroethene	1.87E-03	1.66E-09	1.37E-11	
Technetium-99	2.20E+05	6.11E+00	5.03E-02	9.14E-01

----- AREA_CODE=b MEDIA=RGa Groundwater -----

Analyte	Ingestion of fish	Ingestion of venison	Ingestion of rabbit	Ingestion of quail
Aluminum		1.01E-06	8.32E-09	5.04E-10
Arsenic		2.95E-09	2.43E-11	1.47E-12
Barium	6.91E-05	1.92E-08	1.58E-10	4.31E-10
Beryllium	5.11E-05	2.84E-09	2.34E-11	1.42E-12
Cadmium	1.38E-04	1.53E-09	1.26E-11	1.53E-09
Chromium	5.43E-04	1.36E-07	1.12E-09	6.77E-11
Cobalt	6.32E-04	1.17E-09	9.64E-12	1.17E-08
Fluoride				
Iron	8.09E-02	4.50E-05	3.70E-07	1.12E-06
Lead	9.85E-04	7.30E-09	6.01E-11	3.64E-12
Manganese	1.27E-02	8.80E-08	7.24E-10	4.39E-09
Mercury	2.38E-05	1.32E-09	1.09E-11	1.98E-12
Nitrate as Nitrogen				
Selenium		1.86E-07	1.53E-09	8.33E-09
Silica				
Sulfate				
Tetraoxo-sulfate(1-)				
Tin	3.58E-02	6.65E-07	5.47E-09	
Uranium	4.98E-06	8.31E-10	6.84E-12	1.38E-09
Vanadium	3.18E-05	4.42E-08	3.64E-10	2.20E-11
Zinc	2.18E-03	1.21E-06	9.99E-09	4.23E-08
1,1,2-Trichloroethane	3.10E-06	2.21E-12	1.82E-14	
1,1-Dichloroethene	1.42E-06	9.06E-13	7.46E-15	
1,2-Dichloroethane	7.10E-07	3.84E-13	3.16E-15	
Acetone	5.80E-07	1.20E-13	9.88E-16	
Carbon tetrachloride	1.00E-04	1.11E-10	9.18E-13	
Chlorobenzene	1.26E-05	1.39E-11	1.15E-13	
Chloroform	2.17E-05	1.55E-11	1.27E-13	
Di-n-butyl phthalate	1.98E-03	7.02E-09	5.78E-11	
Ethane				
Ethylene				
Methylene chloride	1.01E-06	4.90E-13	4.04E-15	
Tetrachloroethene	1.42E-03	1.41E-09	1.16E-11	
Trichloroethene	7.60E-03	6.76E-09	5.57E-11	
Vinyl chloride	6.13E-04	3.14E-10	2.59E-12	
cis-1,2-Dichloroethene	8.48E-04	5.72E-10	4.71E-12	
Americium-241	1.78E+03	1.32E-02	1.09E-04	9.87E-04
Cesium-137	1.40E+05	1.95E+01	1.60E-01	1.94E+00
Cobalt-60	3.00E+04	5.56E-02	4.58E-04	5.55E-01
Plutonium-239	1.51E+02	2.79E-04	2.30E-06	4.18E-05
Radium-226	2.67E+06	3.78E+02	3.11E+00	
Radon-222	8.64E+06	1.27E+03	1.04E+01	
Technetium-99	7.22E+05	2.01E+01	1.65E-01	3.00E+00
Thorium-230	5.96E+03	3.32E-02	2.73E-04	1.65E-05
Uranium-234	2.90E+03	4.84E-01	3.99E-03	8.05E-01
Uranium-235	4.18E+03	8.46E-02	6.97E-04	1.05E-01
Uranium-235/236	1.25E+03	2.53E-02	2.08E-04	3.15E-02
Uranium-238	3.93E+05	7.06E+00	5.81E-02	8.38E+00

Table 3.42b Chronic daily intakes for excess lifetime cancer risk for biota consumption by a teen recreator
(continued)

----- AREA_CODE=b MEDIA=UCRS Groundwater -----

Analyte	Ingestion of fish	Ingestion of venison	Ingestion of rabbit	Ingestion of quail
Aluminum		1.66E-06	1.37E-08	8.28E-10
Arsenic		1.60E-08	1.32E-10	7.99E-12
Barium	5.55E-05	1.54E-08	1.27E-10	3.46E-10
Beryllium	3.18E-06	1.77E-10	1.45E-12	8.81E-14
Cadmium	1.02E-04	1.13E-09	9.31E-12	1.13E-09
Chromium	5.92E-04	1.48E-07	1.22E-09	7.39E-11
Cobalt	1.79E-04	3.31E-10	2.73E-12	3.30E-09
Fluoride				
Iron	5.22E-02	2.90E-05	2.39E-07	7.23E-07
Lead	4.29E-05	3.18E-10	2.62E-12	1.59E-13
Manganese	8.06E-03	5.60E-08	4.61E-10	2.79E-09
Mercury	2.38E-05	1.32E-09	1.09E-11	1.98E-12
Molybdenum	7.94E-06	4.42E-09	3.64E-11	2.20E-09
Nickel	2.48E-03	6.90E-07	5.68E-09	
Nitrate as Nitrogen				
Selenium		1.16E-07	9.52E-10	5.19E-09
Silica				
Sulfate				
Tetraoxo-sulfate(1-)				
Thallium		4.05E-07	3.33E-09	2.02E-10
Tin	6.19E-03	1.15E-07	9.45E-10	
Uranium	6.00E-06	1.00E-09	8.25E-12	1.66E-09
Vanadium	7.76E-05	1.08E-07	8.89E-10	5.38E-11
Zinc	1.54E-03	8.54E-07	7.03E-09	2.98E-08
1,1-Dichloroethene	2.83E-06	1.81E-12	1.49E-14	
1,2-Dichloroethene	9.08E-07	2.79E-13	2.30E-15	
2,4-Dimethylphenol	7.48E-06	6.30E-12	5.18E-14	
Benzene	1.44E-05	1.08E-11	8.93E-14	
Chloroethane	1.15E-04	5.90E-11	4.86E-13	
Di-n-butyl phthalate	1.41E-04	5.00E-10	4.12E-12	
Dimethylbenzene	1.08E-04	1.59E-10	1.31E-12	
Ethane				
Ethylbenzene	9.23E-06	1.21E-11	9.96E-14	
Ethylene				
Isophorone	3.92E-06	2.37E-12	1.95E-14	
Trichloroethene	8.87E-02	7.89E-08	6.50E-10	
Vinyl chloride	4.87E-05	2.49E-11	2.05E-13	
cis-1,2-Dichloroethene	1.45E-03	9.80E-10	8.07E-12	
trans-1,2-Dichloroethene	5.52E-07	1.70E-13	1.40E-15	
Americium-241	8.90E+02	6.60E-03	5.43E-05	4.94E-04
Cobalt-60	3.14E+04	5.82E-02	4.79E-04	5.81E-01
Neptunium-237	4.09E+02	5.74E-02	4.73E-04	2.86E-05
Plutonium-239	7.12E+02	1.32E-03	1.09E-05	1.97E-04
Radium-226	1.84E+04	2.60E+00	2.14E-02	
Radon-222	3.72E+07	5.45E+03	4.49E+01	
Technetium-99	4.02E+05	1.12E+01	9.21E-02	1.67E+00
Uranium-234	3.58E+03	5.97E-01	4.92E-03	9.92E-01
Uranium-235	6.33E+03	1.28E-01	1.05E-03	1.60E-01
Uranium-235/236	7.68E+02	1.55E-02	1.28E-04	1.94E-02
Uranium-238	3.95E+05	7.09E+00	5.84E-02	8.42E+00

----- AREA_CODE=c MEDIA=RGA Groundwater -----

Analyte	Ingestion of fish	Ingestion of venison	Ingestion of rabbit	Ingestion of quail
Aluminum		2.48E-06	2.04E-08	1.24E-09
Barium	3.66E-05	1.02E-08	8.39E-11	2.29E-10
Chromium	3.32E-03	8.30E-07	6.84E-09	4.14E-10
Iron	1.07E-01	5.96E-05	4.91E-07	1.49E-06
Manganese	9.54E-03	6.63E-08	5.46E-10	3.31E-09

Table 3.42b Chronic daily intakes for excess lifetime cancer risk for biota consumption by a teen recreator
(continued)

----- AREA_CODE=c MEDIA=RGa Groundwater -----
(continued)

Analyte	Ingestion of fish	Ingestion of venison	Ingestion of rabbit	Ingestion of quail
Molybdenum	2.95E-05	1.64E-08	1.35E-10	8.17E-09
Silica				
Sulfate				
Tetraoxo-sulfate(1-)				
Zinc	2.65E-03	1.48E-06	1.21E-08	5.15E-08
1,1-Dichloroethene	1.00E-05	6.40E-12	5.27E-14	
Chloroform	7.74E-06	5.52E-12	4.55E-14	
Trichloroethene	1.30E-03	1.16E-09	9.53E-12	
cis-1,2-Dichloroethene	8.04E-06	5.42E-12	4.47E-14	
Radon-222	5.19E+07	7.60E+03	6.26E+01	
Technetium-99	3.96E+05	1.10E+01	9.06E-02	1.65E+00

----- AREA_CODE=c MEDIA=UCRS Groundwater -----

Analyte	Ingestion of fish	Ingestion of venison	Ingestion of rabbit	Ingestion of quail
Aluminum		1.21E-06	9.98E-09	6.04E-10
Barium	2.10E-05	5.85E-09	4.81E-11	1.31E-10
Iron	3.02E-02	1.68E-05	1.38E-07	4.18E-07
Manganese	4.17E-03	2.90E-08	2.39E-10	1.45E-09
Silica				
Tetraoxo-sulfate(1-)				
Vanadium	2.64E-05	3.67E-08	3.02E-10	1.83E-11
Zinc	1.80E-03	1.00E-06	8.24E-09	3.49E-08
Benzene	1.84E-06	1.39E-12	1.14E-14	
Chloroform	1.86E-05	1.32E-11	1.09E-13	
Trichloroethene	8.64E-06	7.68E-12	6.33E-14	
Technetium-99	1.03E+05	2.86E+00	2.36E-02	4.28E-01

----- AREA_CODE=d MEDIA=McNairy Groundwater -----

Analyte	Ingestion of fish	Ingestion of venison	Ingestion of rabbit	Ingestion of quail
Silica				
Tetraoxo-sulfate(1-)				
Thallium		5.90E-06	4.86E-08	2.94E-09
Zinc	1.10E-02	6.13E-06	5.05E-08	2.14E-07
Trichloroethene	5.23E-06	4.65E-12	3.83E-14	

----- AREA_CODE=d MEDIA=Other Groundwater -----

Analyte	Ingestion of fish	Ingestion of venison	Ingestion of rabbit	Ingestion of quail
Methylene chloride	2.27E-06	1.10E-12	9.07E-15	

----- AREA_CODE=d MEDIA=RGa Groundwater -----

Analyte	Ingestion of fish	Ingestion of venison	Ingestion of rabbit	Ingestion of quail
Aluminum		8.25E-07	6.79E-09	4.11E-10
Arsenic		3.52E-09	2.90E-11	1.75E-12
Barium	7.90E-05	2.20E-08	1.81E-10	4.93E-10
Chromium	5.57E-04	1.39E-07	1.15E-09	6.95E-11

Table 3.42b Chronic daily intakes for excess lifetime cancer risk for biota consumption by a teen recreator
(continued)

----- AREA_CODE=d MEDIA=RGA Groundwater -----
(continued)

Analyte	Ingestion of fish	Ingestion of venison	Ingestion of rabbit	Ingestion of quail
Cobalt	5.64E-04	1.05E-09	8.61E-12	1.04E-08
Fluoride				
Iron	3.23E-02	1.80E-05	1.48E-07	4.48E-07
Lead	1.60E-03	1.19E-08	9.79E-11	5.93E-12
Manganese	3.69E-02	2.57E-07	2.11E-09	1.28E-08
Silica				
Tetraoxo-sulfate(1-)				
Tin	1.91E-01	3.53E-06	2.91E-08	
Uranium	1.79E-06	2.99E-10	2.46E-12	4.98E-10
Vanadium	5.00E-05	6.95E-08	5.72E-10	3.46E-11
Zinc	1.65E-03	9.20E-07	7.57E-09	3.21E-08
Bis(2-ethylhexyl)phthalate	4.95E-04	1.75E-09	1.44E-11	
Butyl benzyl phthalate	2.48E-04	8.77E-10	7.22E-12	
Di-n-butyl phthalate	1.81E-03	6.41E-09	5.28E-11	
Dimethylbenzene	1.21E-03	1.77E-09	1.46E-11	
Ethylbenzene	4.20E-04	5.50E-10	4.53E-12	
Methylene chloride	1.88E-05	9.10E-12	7.49E-14	
Tetrachloroethene	2.21E-05	2.20E-11	1.81E-13	
Trichloroethene	2.67E-03	2.37E-09	1.95E-11	
cis-1,2-Dichloroethene	3.77E-05	2.54E-11	2.09E-13	
Americium-241	1.31E+03	9.70E-03	7.99E-05	7.26E-04
Cesium-137	3.62E+06	5.04E+02	4.15E+00	5.00E+01
Cobalt-60	5.23E+03	9.70E-03	7.99E-05	9.68E-02
Plutonium-239	9.64E+01	1.79E-04	1.47E-06	2.67E-05
Radium-226	3.21E+04	4.54E+00	3.74E-02	
Radon-222	2.69E+07	3.94E+03	3.25E+01	
Technetium-99	3.65E+04	1.01E+00	8.35E-03	1.52E-01
Uranium-234	9.93E+02	1.66E-01	1.36E-03	2.75E-01
Uranium-238	1.79E+04	3.22E-01	2.65E-03	3.82E-01

----- AREA_CODE=d MEDIA=UCRS Groundwater -----

Analyte	Ingestion of fish	Ingestion of venison	Ingestion of rabbit	Ingestion of quail
Aluminum		3.10E-06	2.55E-08	1.55E-09
Ammonia as Nitrogen	3.33E-06	7.87E-13	6.48E-15	
Antimony	2.04E-04	4.54E-10	3.74E-12	2.26E-13
Arsenic		3.25E-09	2.68E-11	1.62E-12
Barium	8.09E-05	2.25E-08	1.85E-10	5.05E-10
Beryllium	1.35E-05	7.51E-10	6.18E-12	3.74E-13
Cadmium	1.91E-04	2.12E-09	1.75E-11	2.11E-09
Chromium	4.47E-04	1.12E-07	9.22E-10	5.58E-11
Cobalt	5.78E-04	1.07E-09	8.83E-12	1.07E-08
Fluoride				
Iron	1.20E+00	6.66E-04	5.48E-06	1.66E-05
Kjeldahl Nitrogen				
Lead	8.23E-04	6.10E-09	5.02E-11	3.04E-12
Manganese	8.58E-01	5.96E-06	4.91E-08	2.97E-07
Mercury	8.32E-06	4.63E-10	3.81E-12	6.92E-13
Nickel	2.72E-04	7.57E-08	6.23E-10	
Nitrate as Nitrogen				
Nitrate/Nitrite				
Orthophosphate				
Selenium		1.47E-07	1.21E-09	6.58E-09
Silica				
Strontium	6.13E-03	4.55E-06	3.75E-08	2.27E-08
Sulfate				
Sulfide				
Tetraoxo-sulfate(1-)				

Table 3.42b Chronic daily intakes for excess lifetime cancer risk for biota consumption by a teen recreator
(continued)

----- AREA_CODE=d MEDIA=UCRS Groundwater -----
(continued)

Analyte	Ingestion of fish	Ingestion of venison	Ingestion of rabbit	Ingestion of quail
Uranium	2.70E-05	4.51E-09	3.72E-11	7.50E-09
Vanadium	1.52E-04	2.12E-07	1.75E-09	1.06E-10
Zinc	1.75E-03	9.71E-07	8.00E-09	3.39E-08
1,1-Dichloroethene	1.64E-05	1.05E-11	8.63E-14	
1,2-Dichloroethane	1.29E-06	6.98E-13	5.75E-15	
1,2-Dichloroethene	2.71E-07	8.34E-14	6.86E-16	
Benzene	9.22E-06	6.95E-12	5.72E-14	
Dimethylbenzene	2.09E-03	3.06E-09	2.52E-11	
Ethylbenzene	1.05E-03	1.37E-09	1.13E-11	
Fluorene	4.72E-04	1.27E-09	1.04E-11	
Methylene chloride	2.76E-06	1.34E-12	1.10E-14	
Naphthalene	1.10E-04	1.60E-10	1.32E-12	
Phenanthrene	6.49E-04	1.95E-09	1.60E-11	2.59E-10
Trichloroethene	1.56E-02	1.38E-08	1.14E-10	
cis-1,2-Dichloroethene	9.58E-06	6.46E-12	5.32E-14	
Neptunium-237	8.27E+03	1.16E+00	9.56E-03	5.79E-04
Radon-222	1.62E+07	2.37E+03	1.95E+01	
Technetium-99	2.08E+05	5.78E+00	4.76E-02	8.65E-01
Thorium-228	3.13E+04	1.61E+01	1.32E-01	1.55E-05
Uranium-234	1.05E+04	1.75E+00	1.44E-02	2.90E+00
Uranium-235	1.17E+04	2.37E-01	1.95E-03	2.95E-01
Uranium-238	3.03E+05	5.45E+00	4.48E-02	6.46E+00

----- AREA_CODE=e MEDIA=McNairy Groundwater -----

Analyte	Ingestion of fish	Ingestion of venison	Ingestion of rabbit	Ingestion of quail
Aluminum		5.88E-07	4.84E-09	2.93E-10
Arsenic		1.28E-08	1.05E-10	6.38E-12
Barium	8.85E-05	2.46E-08	2.03E-10	5.52E-10
Beryllium	8.11E-05	4.51E-09	3.71E-11	2.25E-12
Cadmium	3.34E-04	3.71E-09	3.05E-11	3.70E-09
Chromium	1.94E-03	4.86E-07	4.00E-09	2.42E-10
Cobalt	9.24E-04	1.71E-09	1.41E-11	1.71E-08
Fluoride				
Iron	2.37E-01	1.32E-04	1.09E-06	3.29E-06
Manganese	1.60E-02	1.11E-07	9.15E-10	5.54E-09
Nickel	4.19E-04	1.17E-07	9.60E-10	
Silica				
Sulfate				
Tetraoxo-sulfate(1-)				
Uranium	3.95E-06	6.59E-10	5.42E-12	1.09E-09
Vanadium	3.60E-04	5.00E-07	4.12E-09	2.49E-10
Zinc	1.28E-02	7.14E-06	5.88E-08	2.49E-07
Trichloroethene	5.78E-06	5.14E-12	4.23E-14	
Radon-222	9.91E+06	1.45E+03	1.20E+01	
Technetium-99	1.41E+04	3.93E-01	3.23E-03	5.88E-02

----- AREA_CODE=e MEDIA=RGa Groundwater -----

Analyte	Ingestion of fish	Ingestion of venison	Ingestion of rabbit	Ingestion of quail
Aluminum		4.20E-07	3.45E-09	2.09E-10
Arsenic		2.22E-09	1.83E-11	1.11E-12
Barium	5.90E-05	1.64E-08	1.35E-10	3.68E-10
Beryllium	4.75E-05	2.64E-09	2.17E-11	1.32E-12
Cadmium	2.56E-04	2.85E-09	2.35E-11	2.84E-09

Table 3.42b Chronic daily intakes for excess lifetime cancer risk for biota consumption by a teen recreator
(continued)

----- AREA_CODE=e MEDIA=RGa Groundwater -----
(continued)

Analyte	Ingestion of fish	Ingestion of venison	Ingestion of rabbit	Ingestion of quail
Cobalt	6.32E-04	1.17E-09	9.64E-12	1.17E-08
Copper	6.12E-04	1.53E-07	1.26E-09	4.24E-09
Fluoride				
Iron	4.47E-02	2.49E-05	2.05E-07	6.20E-07
Manganese	2.12E-03	1.47E-08	1.21E-10	7.34E-10
Molybdenum	2.34E-05	1.30E-08	1.07E-10	6.48E-09
Silica				
Silver	1.43E-05	4.78E-08	3.94E-10	1.59E-08
Sulfate				
Tetraoxo-sulfate(1-)				
Thallium		1.51E-06	1.24E-08	7.53E-10
Uranium	1.03E-06	1.71E-10	1.41E-12	2.85E-10
Vanadium	6.48E-05	9.01E-08	7.42E-10	4.49E-11
Zinc	2.82E-03	1.57E-06	1.29E-08	5.47E-08
2-Butanone	1.28E-05	3.49E-12	2.88E-14	
Dimethylbenzene	9.04E-05	1.32E-10	1.09E-12	
Trichloroethene	4.35E-03	3.87E-09	3.18E-11	
trans-1,2-Dichloroethene	5.42E-07	1.67E-13	1.37E-15	
Cobalt-60	2.09E+04	3.88E-02	3.20E-04	3.87E-01
Radon-222	1.43E+07	2.10E+03	1.73E+01	
Technetium-99	8.03E+05	2.23E+01	1.84E-01	3.34E+00
Thorium-230	5.97E+03	3.32E-02	2.74E-04	1.66E-05

----- AREA_CODE=e MEDIA=UCRS Groundwater -----

Analyte	Ingestion of fish	Ingestion of venison	Ingestion of rabbit	Ingestion of quail
Aluminum		2.81E-06	2.32E-08	1.40E-09
Arsenic		2.87E-09	2.37E-11	1.43E-12
Barium	1.41E-04	3.91E-08	3.22E-10	8.77E-10
Chromium	7.26E-04	1.82E-07	1.50E-09	9.06E-11
Fluoride				
Iron	7.17E-02	3.99E-05	3.28E-07	9.94E-07
Manganese	1.97E-03	1.37E-08	1.13E-10	6.82E-10
Nickel	1.29E-03	3.58E-07	2.94E-09	
Silica				
Sulfate				
Tetraoxo-sulfate(1-)				
Vanadium	3.67E-04	5.11E-07	4.21E-09	2.55E-10
Zinc	8.25E-03	4.59E-06	3.78E-08	1.60E-07
Trichloroethene	4.09E-06	3.63E-12	2.99E-14	
Radon-222	5.90E+06	8.64E+02	7.11E+00	

----- AREA_CODE=f MEDIA=McNairy Groundwater -----

Analyte	Ingestion of fish	Ingestion of venison	Ingestion of rabbit	Ingestion of quail
Barium	5.52E-05	1.53E-08	1.26E-10	3.44E-10
Tetraoxo-sulfate(1-)				
Zinc	9.18E-03	5.10E-06	4.20E-08	1.78E-07

Table 3.42b Chronic daily intakes for excess lifetime cancer risk for biota consumption by a teen recreator
(continued)

----- AREA_CODE=f MEDIA=RGA Groundwater -----

Analyte	Ingestion of fish	Ingestion of venison	Ingestion of rabbit	Ingestion of quail
Aluminum		3.55E-07	2.92E-09	1.77E-10
Arsenic		2.30E-09	1.89E-11	1.14E-12
Barium	8.99E-05	2.50E-08	2.06E-10	5.61E-10
Cadmium	4.63E-04	5.15E-09	4.24E-11	5.13E-09
Chromium	1.32E-03	3.31E-07	2.73E-09	1.65E-10
Copper	4.71E-04	1.18E-07	9.70E-10	3.26E-09
Iron	2.06E-02	1.15E-05	9.44E-08	2.86E-07
Manganese	2.28E-03	1.58E-08	1.30E-10	7.89E-10
Silica				
Sulfate				
Tetraoxo-sulfate(1-)				
Vanadium	5.83E-05	8.10E-08	6.67E-10	4.04E-11
Zinc	1.43E-03	7.96E-07	6.56E-09	2.78E-08
1,1-Dichloroethene	6.17E-06	3.94E-12	3.24E-14	
1,2-Dichloroethene	1.52E-06	4.67E-13	3.84E-15	
Bis(2-ethylhexyl)phthalate	6.93E-03	2.46E-08	2.02E-10	
Carbon tetrachloride	3.77E-06	4.18E-12	3.44E-14	
Trichloroethene	2.35E-03	2.09E-09	1.72E-11	
cis-1,2-Dichloroethene	9.74E-06	6.57E-12	5.41E-14	
Plutonium-239	3.11E+02	5.77E-04	4.75E-06	8.62E-05
Radon-222	1.89E+07	2.77E+03	2.28E+01	
Technetium-99	2.07E+04	5.74E-01	4.73E-03	8.59E-02

----- AREA_CODE=f MEDIA=UCRS Groundwater -----

Analyte	Ingestion of fish	Ingestion of venison	Ingestion of rabbit	Ingestion of quail
Aluminum		4.57E-06	3.76E-08	2.28E-09
Barium	3.84E-05	1.07E-08	8.80E-11	2.40E-10
Iron	6.48E-02	3.61E-05	2.97E-07	8.99E-07
Manganese	2.45E-03	1.70E-08	1.40E-10	8.48E-10
Silica				
Tetraoxo-sulfate(1-)				
Vanadium	3.53E-05	4.91E-08	4.04E-10	2.45E-11
Zinc	4.96E-03	2.76E-06	2.27E-08	9.62E-08
Trichloroethene	4.25E-06	3.78E-12	3.11E-14	
Radon-222	1.68E+07	2.47E+03	2.03E+01	
Technetium-99	6.32E+04	1.76E+00	1.45E-02	2.63E-01

----- AREA_CODE=g MEDIA=McNairy Groundwater -----

Analyte	Ingestion of fish	Ingestion of venison	Ingestion of rabbit	Ingestion of quail
Arsenic		2.21E-09	1.82E-11	1.10E-12
Mercury	7.97E-05	4.43E-09	3.65E-11	6.63E-12
Silica				
Tetraoxo-sulfate(1-)				
Neptunium-237	1.11E+03	1.56E-01	1.28E-03	7.77E-05
Plutonium-239	2.63E+02	4.88E-04	4.02E-06	7.30E-05
Radium-226	3.65E+04	5.16E+00	4.25E-02	

----- AREA_CODE=g MEDIA=RGA Groundwater -----

Analyte	Ingestion of fish	Ingestion of venison	Ingestion of rabbit	Ingestion of quail
Aluminum		9.96E-07	8.20E-09	4.97E-10

Table 3.42b Chronic daily intakes for excess lifetime cancer risk for biota consumption by a teen recreator
(continued)

----- AREA_CODE=g MEDIA=RGa Groundwater -----
(continued)

Analyte	Ingestion of fish	Ingestion of venison	Ingestion of rabbit	Ingestion of quail
Arsenic		2.21E-09	1.82E-11	1.10E-12
Cadmium	1.91E-04	2.12E-09	1.75E-11	2.11E-09
Chromium	1.28E-03	3.20E-07	2.63E-09	1.59E-10
Iron	4.75E-02	2.64E-05	2.17E-07	6.58E-07
Lead	1.59E-03	1.18E-08	9.72E-11	5.89E-12
Manganese	1.85E-03	1.29E-08	1.06E-10	6.43E-10
Nickel	1.04E-03	2.89E-07	2.38E-09	
Silica				
Tetraoxo-sulfate(1-)				
Zinc	4.31E-03	2.39E-06	1.97E-08	8.36E-08
Trichloroethene	3.12E-06	2.77E-12	2.28E-14	
Neptunium-237	7.53E+02	1.06E-01	8.70E-04	5.27E-05
Radium-226	1.43E+04	2.02E+00	1.67E-02	
Radon-222	2.25E+07	3.30E+03	2.72E+01	
Technetium-99	4.00E+04	1.11E+00	9.15E-03	1.66E-01
Thorium-230	4.95E+03	2.75E-02	2.27E-04	1.37E-05

----- AREA_CODE=g MEDIA=UCRS Groundwater -----

Analyte	Ingestion of fish	Ingestion of venison	Ingestion of rabbit	Ingestion of quail
Aluminum		6.17E-07	5.08E-09	3.08E-10
Chromium	1.43E-03	3.57E-07	2.94E-09	1.78E-10
Manganese	1.87E-02	1.30E-07	1.07E-09	6.47E-09
Nitrate as Nitrogen				
Silica				
Tetraoxo-sulfate(1-)				
Vanadium	8.08E-05	1.12E-07	9.25E-10	5.60E-11
Zinc	2.63E-03	1.46E-06	1.20E-08	5.11E-08
Neptunium-237	3.33E+02	4.67E-02	3.85E-04	2.33E-05
Plutonium-239	2.20E+02	4.08E-04	3.36E-06	6.10E-05
Radium-226	4.05E+04	5.73E+00	4.72E-02	
Radon-222	2.18E+07	3.19E+03	2.63E+01	
Technetium-99	4.35E+04	1.21E+00	9.95E-03	1.81E-01

----- AREA_CODE=h MEDIA=McNairy Groundwater -----

Analyte	Ingestion of fish	Ingestion of venison	Ingestion of rabbit	Ingestion of quail
Fluoride				
Silica				
Tetraoxo-sulfate(1-)				
Radium-226	3.49E+04	4.93E+00	4.06E-02	
Radon-222	9.33E+06	1.37E+03	1.13E+01	
Thorium-230	8.89E+03	4.94E-02	4.07E-04	2.46E-05

----- AREA_CODE=h MEDIA=Other Groundwater -----

Analyte	Ingestion of fish	Ingestion of venison	Ingestion of rabbit	Ingestion of quail
Antimony	3.45E-04	7.67E-10	6.32E-12	3.82E-13
Barium	1.78E-05	4.95E-09	4.08E-11	1.11E-10
Chromium	4.40E-04	1.10E-07	9.07E-10	5.49E-11
Fluoride				
Iron	6.95E-03	3.87E-06	3.18E-08	9.64E-08

Table 3.42b Chronic daily intakes for excess lifetime cancer risk for biota consumption by a teen recreator
(continued)

----- AREA_CODE=h MEDIA=Other Groundwater -----
(continued)

Analyte	Ingestion of fish	Ingestion of venison	Ingestion of rabbit	Ingestion of quail
Manganese	9.92E-04	6.90E-09	5.68E-11	3.44E-10
Mercury	2.28E-05	1.27E-09	1.05E-11	1.90E-12
Nickel	4.59E-04	1.28E-07	1.05E-09	
Nitrate as Nitrogen				
Silica				
Tetraoxo-sulfate(1-)				
Thallium		1.28E-06	1.05E-08	6.36E-10
Vanadium	9.35E-05	1.30E-07	1.07E-09	6.48E-11
Zinc	1.54E-03	8.56E-07	7.05E-09	2.99E-08
Neptunium-237	3.19E+02	4.48E-02	3.69E-04	2.24E-05
Radium-226	1.42E+04	2.01E+00	1.66E-02	
Radon-222	3.05E+07	4.47E+03	3.68E+01	
Thorium-230	5.27E+03	2.93E-02	2.41E-04	1.46E-05

----- AREA_CODE=h MEDIA=RGA Groundwater -----

Analyte	Ingestion of fish	Ingestion of venison	Ingestion of rabbit	Ingestion of quail
Aluminum		1.53E-06	1.26E-08	7.63E-10
Arsenic		2.46E-09	2.02E-11	1.23E-12
Barium	2.94E-05	8.19E-09	6.74E-11	1.84E-10
Chromium	2.21E-03	5.54E-07	4.56E-09	2.76E-10
Iron	1.16E-01	6.45E-05	5.31E-07	1.61E-06
Manganese	1.46E-03	1.01E-08	8.33E-11	5.05E-10
Nitrate as Nitrogen				
Tetraoxo-sulfate(1-)				
Uranium	2.44E-06	4.07E-10	3.35E-12	6.76E-10
Vanadium	5.37E-05	7.46E-08	6.14E-10	3.72E-11
Trichloroethene	3.72E-06	3.31E-12	2.72E-14	
cis-1,2-Dichloroethene	3.12E-06	2.10E-12	1.73E-14	
Radon-222	1.20E+07	1.76E+03	1.45E+01	
Technetium-99	3.27E+04	9.09E-01	7.48E-03	1.36E-01

----- AREA_CODE=h MEDIA=UCRS Groundwater -----

Analyte	Ingestion of fish	Ingestion of venison	Ingestion of rabbit	Ingestion of quail
Aluminum		1.09E-06	8.95E-09	5.42E-10
Barium	1.87E-05	5.21E-09	4.29E-11	1.17E-10
Iron	2.39E-02	1.33E-05	1.10E-07	3.32E-07
Manganese	1.43E-03	9.96E-09	8.20E-11	4.97E-10
Nickel	2.65E-03	7.36E-07	6.06E-09	
Nitrate as Nitrogen				
Silica				
Tetraoxo-sulfate(1-)				
Vanadium	3.18E-05	4.42E-08	3.64E-10	2.20E-11
Zinc	1.43E-03	7.95E-07	6.55E-09	2.77E-08
Radon-222	9.59E+06	1.40E+03	1.16E+01	

----- AREA_CODE=i MEDIA=McNairy Groundwater -----

Analyte	Ingestion of fish	Ingestion of venison	Ingestion of rabbit	Ingestion of quail
Manganese	2.30E-02	1.60E-07	1.32E-09	7.98E-09
Silica				

Table 3.42b Chronic daily intakes for excess lifetime cancer risk for biota consumption by a teen recreator
(continued)

----- AREA_CODE=i MEDIA=McNairy Groundwater -----
(continued)

Analyte	Ingestion of fish	Ingestion of venison	Ingestion of rabbit	Ingestion of quail
Tetraoxo-sulfate(1-) Vanadium	1.48E-04	2.06E-07	1.70E-09	1.03E-10

----- AREA_CODE=i MEDIA=RGa Groundwater -----

Analyte	Ingestion of fish	Ingestion of venison	Ingestion of rabbit	Ingestion of quail
Aluminum		7.40E-07	6.09E-09	3.69E-10
Antimony	6.61E-04	1.47E-09	1.21E-11	7.34E-13
Arsenic		2.38E-09	1.96E-11	1.19E-12
Barium	3.21E-05	8.93E-09	7.35E-11	2.00E-10
Beryllium	6.31E-05	3.51E-09	2.89E-11	1.75E-12
Bicarbonate				
Boron		9.34E-08	7.69E-10	
Cadmium	6.25E-05	6.96E-10	5.73E-12	6.94E-10
Cerium				
Chromium	4.18E-03	1.05E-06	8.61E-09	5.21E-10
Cobalt	6.83E-04	1.27E-09	1.04E-11	1.26E-08
Copper	4.76E-04	1.19E-07	9.81E-10	3.30E-09
Fluoride				
Gallium				
Iron	4.69E-02	2.61E-05	2.15E-07	6.51E-07
Lithium		1.77E-07	1.45E-09	
Manganese	4.32E-03	3.00E-08	2.47E-10	1.50E-09
Mercury	1.05E-05	5.82E-10	4.80E-12	8.71E-13
Nickel	5.97E-04	1.66E-07	1.37E-09	
Selenium		1.11E-07	9.15E-10	4.99E-09
Silica				
Silver	8.34E-06	2.78E-08	2.29E-10	9.25E-09
Sulfate				
Tetraoxo-sulfate(1-)				
Thorium				
Titanium		4.82E-07	3.97E-09	
Uranium	9.10E-07	1.52E-10	1.25E-12	2.52E-10
Vanadium	5.67E-05	7.88E-08	6.49E-10	3.93E-11
Zinc	4.48E-03	2.49E-06	2.05E-08	8.69E-08
Zirconium	2.38E-04	4.42E-12	3.64E-14	1.32E-13
1,2-Dichlorobenzene	1.02E-06	1.58E-12	1.30E-14	
1,2-Dichloroethene	1.47E-07	4.53E-14	3.73E-16	
1,3,5-Trimethylbenzene	1.02E-05	2.21E-11	1.82E-13	
1,4-Dichlorobenzene	1.11E-06	1.72E-12	1.42E-14	
4-Bromofluorobenzene				
4-Methyl-2-pentanone	3.05E-06	1.40E-12	1.15E-14	
Acetone	2.49E-07	5.15E-14	4.24E-16	
Acrylonitrile	7.24E-07	1.96E-13	1.62E-15	
Benzene	1.84E-06	1.39E-12	1.14E-14	
Bis(2-ethylhexyl)phthalate	1.32E-03	4.66E-09	3.84E-11	
Bromomethane	3.82E-07	1.75E-13	1.44E-15	
Carbazole	3.13E-04	6.03E-10	4.97E-12	
Chloroform	3.10E-06	2.21E-12	1.82E-14	
Chloromethane	4.60E-07	1.79E-13	1.48E-15	
Chrysene	6.03E-04	3.32E-09	2.73E-11	
Di-n-butyl phthalate	1.39E-03	4.93E-09	4.06E-11	
Dimethylbenzene	4.52E-05	6.61E-11	5.44E-13	
Ethanol				
Ethylbenzene	1.06E-05	1.39E-11	1.14E-13	
Methylene chloride	1.62E-06	7.84E-13	6.45E-15	
PCB-1254	7.18E-04	4.67E-09	3.85E-11	2.27E-10
Polychlorinated biphenyl	1.70E-04	1.10E-09	9.09E-12	

Table 3.42b Chronic daily intakes for excess lifetime cancer risk for biota consumption by a teen recreator
(continued)

----- AREA_CODE=i MEDIA=RGa Groundwater -----
(continued)

Analyte	Ingestion of fish	Ingestion of venison	Ingestion of rabbit	Ingestion of quail
Tetrachloroethene	8.85E-06	8.79E-12	7.24E-14	
Trichloroethene	1.27E-05	1.13E-11	9.33E-14	
Vinyl chloride	5.42E-07	2.77E-13	2.28E-15	
m,p-Xylene	8.23E-07	1.20E-12	9.91E-15	
trans-1,3-Dichloropropene				
Americium-241	1.04E+03	7.73E-03	6.36E-05	5.78E-04
Cesium-137	7.47E+04	1.04E+01	8.57E-02	1.03E+00
Cobalt-60	1.94E+04	3.60E-02	2.97E-04	3.59E-01
Radium-226	2.57E+04	3.64E+00	3.00E-02	
Radon-222	2.05E+07	3.01E+03	2.48E+01	
Technetium-99	9.90E+04	2.75E+00	2.27E-02	4.12E-01

----- AREA_CODE=i MEDIA=UCRS Groundwater -----

Analyte	Ingestion of fish	Ingestion of venison	Ingestion of rabbit	Ingestion of quail
Aluminum		3.37E-06	2.77E-08	1.68E-09
Antimony	1.15E-04	2.57E-10	2.11E-12	1.28E-13
Arsenic		5.86E-09	4.82E-11	2.92E-12
Barium	9.33E-05	2.59E-08	2.14E-10	5.82E-10
Cadmium	1.05E-04	1.17E-09	9.61E-12	1.16E-09
Chromium	4.54E-04	1.14E-07	9.35E-10	5.66E-11
Cobalt	6.07E-04	1.13E-09	9.27E-12	1.12E-08
Copper	4.48E-03	1.12E-06	9.24E-09	3.11E-08
Fluoride				
Iron	8.78E-02	4.88E-05	4.02E-07	1.22E-06
Lead	1.37E-03	1.01E-08	8.34E-11	5.05E-12
Manganese	4.21E-02	2.92E-07	2.41E-09	1.46E-08
Mercury	9.60E-06	5.34E-10	4.40E-12	7.98E-13
Nickel	4.25E-04	1.18E-07	9.72E-10	
Silica				
Silver	7.46E-06	2.49E-08	2.05E-10	8.27E-09
Sulfate				
Tetraoxo-sulfate(1-)				
Thallium		1.45E-07	1.19E-09	7.22E-11
Uranium	8.95E-06	1.49E-09	1.23E-11	2.48E-09
Vanadium	2.41E-04	3.34E-07	2.75E-09	1.67E-10
Zinc	2.30E-02	1.28E-05	1.05E-07	4.47E-07
Benzene	4.55E-06	3.43E-12	2.83E-14	
Bromodichloromethane	4.67E-06	3.52E-12	2.89E-14	
Chloroform	4.42E-06	3.15E-12	2.59E-14	
Dibromochloromethane	4.39E-06	3.50E-12	2.88E-14	
Ethanol				
Methylene chloride	1.96E-06	9.49E-13	7.82E-15	
Trichloroethene	1.06E-05	9.46E-12	7.79E-14	
Cesium-137	1.57E+05	2.19E+01	1.80E-01	2.18E+00
Cobalt-60	3.57E+04	6.61E-02	5.45E-04	6.59E-01
Radium-226	2.66E+04	3.76E+00	3.10E-02	
Radon-222	1.68E+07	2.46E+03	2.02E+01	
Technetium-99	5.20E+04	1.45E+00	1.19E-02	2.16E-01

----- AREA_CODE=j MEDIA=McNairy Groundwater -----

Analyte	Ingestion of fish	Ingestion of venison	Ingestion of rabbit	Ingestion of quail
Aluminum		1.35E-06	1.11E-08	6.74E-10
Arsenic		7.54E-08	6.21E-10	3.76E-11

Table 3.42b Chronic daily intakes for excess lifetime cancer risk for biota consumption by a teen recreator
(continued)

----- AREA_CODE=j MEDIA=McNairy Groundwater -----
(continued)

Analyte	Ingestion of fish	Ingestion of venison	Ingestion of rabbit	Ingestion of quail
Manganese	9.59E-02	6.67E-07	5.49E-09	3.32E-08
Molybdenum	2.50E-04	1.39E-07	1.15E-09	6.94E-08
Sulfate				

----- AREA_CODE=j MEDIA=RGA Groundwater -----

Analyte	Ingestion of fish	Ingestion of venison	Ingestion of rabbit	Ingestion of quail
Aluminum		2.25E-06	1.85E-08	1.12E-09
Arsenic		3.79E-09	3.12E-11	1.89E-12
Iron	7.38E-02	4.10E-05	3.38E-07	1.02E-06
Manganese	7.48E-02	5.20E-07	4.28E-09	2.59E-08
Molybdenum	9.84E-05	5.47E-08	4.51E-10	2.73E-08
Silica				
Sulfate				
Thallium		1.28E-06	1.05E-08	6.39E-10
Vanadium	7.57E-05	1.05E-07	8.67E-10	5.25E-11

----- AREA_CODE=k MEDIA=Other Groundwater -----

Analyte	Ingestion of fish	Ingestion of venison	Ingestion of rabbit	Ingestion of quail
Aluminum		5.52E-06	4.54E-08	2.75E-09
Ammonia as Nitrogen	1.90E-04	4.49E-11	3.70E-13	
Antimony	4.15E-04	9.24E-10	7.61E-12	4.61E-13
Arsenic		2.39E-09	1.97E-11	1.19E-12
Barium	3.06E-05	8.51E-09	7.01E-11	1.91E-10
Beryllium	4.73E-05	2.63E-09	2.17E-11	1.31E-12
Cadmium	2.54E-04	2.83E-09	2.33E-11	2.82E-09
Chromium	4.29E-04	1.07E-07	8.84E-10	5.35E-11
Cobalt	1.26E-03	2.33E-09	1.92E-11	2.32E-08
Fluoride				
Iron	2.57E+00	1.43E-03	1.18E-05	3.57E-05
Kjeldahl Nitrogen				
Lead	3.65E-03	2.71E-08	2.23E-10	1.35E-11
Manganese	3.74E-01	2.60E-06	2.14E-08	1.30E-07
Mercury	8.58E-06	4.77E-10	3.93E-12	7.14E-13
Nickel	7.70E-04	2.14E-07	1.76E-09	
Nitrate as Nitrogen				
Silica				
Strontium	2.88E-03	2.14E-06	1.76E-08	1.07E-08
Sulfate				
Sulfide				
Tetraoxo-sulfate(1-)				
Tin	1.24E-03	2.30E-08	1.89E-10	
Uranium	2.64E-06	4.40E-10	3.62E-12	7.31E-10
Vanadium	1.09E-04	1.51E-07	1.24E-09	7.54E-11
Zinc	7.74E-03	4.30E-06	3.54E-08	1.50E-07
1,1-Dichloroethane	1.84E-05	1.17E-11	9.65E-14	
1,1-Dichloroethene	2.91E-05	1.86E-11	1.53E-13	
1,2-Dichloroethene	1.03E-05	3.18E-12	2.62E-14	
Acetone	1.54E-06	3.18E-13	2.62E-15	
Di-n-butyl phthalate	1.38E-03	4.88E-09	4.02E-11	
Methylene chloride	2.02E-06	9.79E-13	8.06E-15	
Naphthalene	2.03E-04	2.97E-10	2.45E-12	
Phenanthrene	2.93E-04	8.79E-10	7.24E-12	1.17E-10
Trichloroethene	1.01E-04	9.01E-11	7.42E-13	

Table 3.42b Chronic daily intakes for excess lifetime cancer risk for biota consumption by a teen recreator
(continued)

----- AREA_CODE=k MEDIA=Other Groundwater -----
(continued)

Analyte	Ingestion of fish	Ingestion of venison	Ingestion of rabbit	Ingestion of quail
Vinyl chloride	8.13E-06	4.16E-12	3.43E-14	
cis-1,2-Dichloroethene	1.24E-04	8.35E-11	6.88E-13	
Neptunium-237	1.11E+03	1.56E-01	1.29E-03	7.79E-05
Radium-226	2.43E+04	3.44E+00	2.84E-02	
Radon-222	3.20E+07	4.69E+03	3.86E+01	
Technetium-99	1.77E+04	4.92E-01	4.05E-03	7.36E-02
Thorium-228	3.81E+04	1.96E+01	1.61E-01	1.89E-05
Uranium-234	1.81E+03	3.02E-01	2.49E-03	5.03E-01
Uranium-235	2.50E+03	5.07E-02	4.17E-04	6.31E-02
Uranium-238	2.52E+04	4.54E-01	3.73E-03	5.38E-01

----- AREA_CODE=l MEDIA=McNairy Groundwater -----

Analyte	Ingestion of fish	Ingestion of venison	Ingestion of rabbit	Ingestion of quail
Aluminum		2.54E-07	2.09E-09	1.27E-10
Antimony	7.44E-04	1.65E-09	1.36E-11	8.25E-13
Nitrate as Nitrogen				
Silica				
Tetraoxo-sulfate(1-)				
Thallium		6.73E-06	5.54E-08	3.35E-09
Zinc	9.73E-03	5.41E-06	4.46E-08	1.89E-07
Trichloroethene	1.38E-03	1.23E-09	1.01E-11	
Technetium-99	1.65E+05	4.60E+00	3.79E-02	6.88E-01

----- AREA_CODE=l MEDIA=Other Groundwater -----

Analyte	Ingestion of fish	Ingestion of venison	Ingestion of rabbit	Ingestion of quail
Methylene chloride	2.27E-06	1.10E-12	9.07E-15	

----- AREA_CODE=l MEDIA=RGa Groundwater -----

Analyte	Ingestion of fish	Ingestion of venison	Ingestion of rabbit	Ingestion of quail
Aluminum		1.06E-06	8.74E-09	5.29E-10
Arsenic		2.87E-09	2.37E-11	1.43E-12
Barium	7.45E-05	2.07E-08	1.70E-10	4.65E-10
Beryllium	4.71E-05	2.62E-09	2.15E-11	1.30E-12
Cadmium	1.49E-04	1.66E-09	1.37E-11	1.66E-09
Chromium	9.01E-04	2.26E-07	1.86E-09	1.12E-10
Cobalt	6.14E-04	1.14E-09	9.38E-12	1.14E-08
Fluoride				
Iron	8.39E-02	4.67E-05	3.84E-07	1.16E-06
Lead	1.18E-03	8.74E-09	7.20E-11	4.36E-12
Manganese	1.26E-02	8.74E-08	7.19E-10	4.36E-09
Mercury	2.38E-05	1.32E-09	1.09E-11	1.98E-12
Molybdenum	2.30E-05	1.28E-08	1.05E-10	6.37E-09
Nitrate as Nitrogen				
Selenium		1.67E-07	1.37E-09	7.49E-09
Silica				
Sulfate				
Tetraoxo-sulfate(1-)				
Thallium		1.28E-06	1.05E-08	6.38E-10
Tin	5.50E-02	1.02E-06	8.39E-09	

Table 3.42b Chronic daily intakes for excess lifetime cancer risk for biota consumption by a teen recreator
(continued)

----- AREA_CODE=1 MEDIA=RGA Groundwater -----
(continued)

Analyte	Ingestion of fish	Ingestion of venison	Ingestion of rabbit	Ingestion of quail
Uranium	3.72E-06	6.21E-10	5.11E-12	1.03E-09
Vanadium	3.54E-05	4.92E-08	4.05E-10	2.45E-11
Zinc	2.18E-03	1.21E-06	9.98E-09	4.23E-08
1,1,2-Trichloroethane	3.10E-06	2.21E-12	1.82E-14	
1,1-Dichloroethene	7.09E-05	4.53E-11	3.73E-13	
1,2-Dichloroethane	7.10E-07	3.84E-13	3.16E-15	
Acetone	5.01E-07	1.04E-13	8.53E-16	
Bis(2-ethylhexyl)phthalate	4.95E-04	1.75E-09	1.44E-11	
Butyl benzyl phthalate	2.48E-04	8.77E-10	7.22E-12	
Carbon tetrachloride	1.00E-03	1.11E-09	9.18E-12	
Chlorobenzene	1.26E-05	1.39E-11	1.15E-13	
Chloroform	2.17E-05	1.55E-11	1.27E-13	
Di-n-butyl phthalate	3.27E-03	1.16E-08	9.53E-11	
Dimethylbenzene	1.14E-02	1.67E-08	1.37E-10	
Ethane				
Ethylbenzene	4.52E-03	5.92E-09	4.87E-11	
Ethylene				
Methylene chloride	5.68E-06	2.75E-12	2.27E-14	
Tetrachloroethene	1.42E-03	1.41E-09	1.16E-11	
Trichloroethene	4.35E-02	3.87E-08	3.18E-10	
Vinyl chloride	2.46E-03	1.26E-09	1.04E-11	
cis-1,2-Dichloroethene	2.96E-03	2.00E-09	1.64E-11	
trans-1,2-Dichloroethene	1.30E-04	4.00E-11	3.29E-13	
Americium-241	1.25E+03	9.24E-03	7.61E-05	6.91E-04
Cesium-137	3.62E+06	5.04E+02	4.15E+00	5.00E+01
Cobalt-60	2.47E+04	4.57E-02	3.76E-04	4.56E-01
Neptunium-237	2.93E+03	4.12E-01	3.39E-03	2.05E-04
Plutonium-239	8.65E+01	1.60E-04	1.32E-06	2.40E-05
Radium-226	1.84E+06	2.60E+02	2.14E+00	
Radon-222	1.54E+07	2.25E+03	1.86E+01	
Technetium-99	6.07E+05	1.69E+01	1.39E-01	2.53E+00
Thorium-230	4.70E+03	2.62E-02	2.15E-04	1.30E-05
Uranium-234	1.42E+03	2.36E-01	1.95E-03	3.93E-01
Uranium-235	1.26E+04	2.54E-01	2.09E-03	3.17E-01
Uranium-235/236	1.25E+03	2.53E-02	2.08E-04	3.15E-02
Uranium-238	2.44E+05	4.39E+00	3.61E-02	5.21E+00

----- AREA_CODE=1 MEDIA=UCRS Groundwater -----

Analyte	Ingestion of fish	Ingestion of venison	Ingestion of rabbit	Ingestion of quail
Aluminum		1.75E-06	1.44E-08	8.70E-10
Ammonia as Nitrogen	3.33E-06	7.87E-13	6.48E-15	
Antimony	2.22E-04	4.93E-10	4.06E-12	2.46E-13
Arsenic		1.26E-08	1.03E-10	6.27E-12
Barium	9.36E-05	2.60E-08	2.14E-10	5.84E-10
Beryllium	1.35E-05	7.51E-10	6.18E-12	3.74E-13
Cadmium	1.25E-04	1.39E-09	1.15E-11	1.39E-09
Chromium	5.46E-04	1.37E-07	1.13E-09	6.82E-11
Cobalt	5.77E-04	1.07E-09	8.80E-12	1.07E-08
Fluoride				
Iron	7.56E-02	4.21E-05	3.46E-07	1.05E-06
Kjeldahl Nitrogen				
Lead	1.11E-03	8.22E-09	6.77E-11	4.10E-12
Manganese	1.67E-02	1.16E-07	9.53E-10	5.77E-09
Mercury	2.38E-05	1.32E-09	1.09E-11	1.98E-12
Molybdenum	7.94E-06	4.42E-09	3.64E-11	2.20E-09
Nickel	1.07E-03	2.97E-07	2.45E-09	
Nitrate as Nitrogen				

Table 3.42b Chronic daily intakes for excess lifetime cancer risk for biota consumption by a teen recreator
(continued)

----- AREA_CODE=1 MEDIA=UCRS Groundwater -----
(continued)

Analyte	Ingestion of fish	Ingestion of venison	Ingestion of rabbit	Ingestion of quail
Nitrate/Nitrite				
Orthophosphate				
Selenium		1.15E-07	9.46E-10	5.16E-09
Silica				
Strontium	6.13E-03	4.55E-06	3.75E-08	2.27E-08
Sulfate				
Sulfide				
Tetraoxo-sulfate(1-)				
Thallium		9.83E-07	8.09E-09	4.90E-10
Tin	6.19E-03	1.15E-07	9.45E-10	
Uranium	9.31E-06	1.55E-09	1.28E-11	2.58E-09
Vanadium	6.15E-05	8.56E-08	7.04E-10	4.27E-11
Zinc	1.44E-03	7.99E-07	6.58E-09	2.79E-08
1,1-Dichloroethene	2.18E-04	1.39E-10	1.15E-12	
1,2-Dichloroethane	1.29E-06	6.98E-13	5.75E-15	
1,2-Dichloroethene	4.09E-07	1.26E-13	1.04E-15	
2,4-Dimethylphenol	1.15E-05	9.69E-12	7.98E-14	
Benzene	1.44E-05	1.08E-11	8.93E-14	
Bis(2-ethylhexyl)phthalate	2.48E-04	8.77E-10	7.22E-12	
Chloroethane	4.44E-04	2.27E-10	1.87E-12	
Chloroform	2.63E-05	1.88E-11	1.55E-13	
Di-n-butyl phthalate	2.43E-04	8.59E-10	7.08E-12	
Dimethylbenzene	1.28E-02	1.87E-08	1.54E-10	
Ethane				
Ethylbenzene	5.10E-03	6.68E-09	5.50E-11	
Ethylene				
Fluorene	4.07E-04	1.09E-09	9.01E-12	
Isophorone	4.61E-06	2.79E-12	2.29E-14	
Methylene chloride	4.64E-06	2.25E-12	1.85E-14	
Naphthalene	2.12E-04	3.11E-10	2.56E-12	
Phenanthrene	5.70E-04	1.71E-09	1.41E-11	2.28E-10
Trichloroethene	1.04E-01	9.25E-08	7.62E-10	
Vinyl chloride	2.71E-03	1.39E-09	1.14E-11	
cis-1,2-Dichloroethene	6.37E-03	4.30E-09	3.54E-11	
trans-1,2-Dichloroethene	5.42E-05	1.67E-11	1.37E-13	
Americium-241	8.90E+02	6.60E-03	5.43E-05	4.94E-04
Cobalt-60	3.14E+04	5.82E-02	4.79E-04	5.81E-01
Neptunium-237	1.76E+03	2.48E-01	2.04E-03	1.23E-04
Plutonium-239	5.22E+02	9.67E-04	7.96E-06	1.45E-04
Radium-226	1.84E+04	2.60E+00	2.14E-02	
Radon-222	3.42E+07	5.02E+03	4.13E+01	
Technetium-99	3.19E+05	8.88E+00	7.31E-02	1.33E+00
Thorium-228	3.13E+04	1.61E+01	1.32E-01	1.55E-05
Uranium-234	3.78E+03	6.31E-01	5.19E-03	1.05E+00
Uranium-235	9.03E+03	1.83E-01	1.50E-03	2.28E-01
Uranium-235/236	7.68E+02	1.55E-02	1.28E-04	1.94E-02
Uranium-238	1.31E+05	2.35E+00	1.93E-02	2.79E+00

----- AREA_CODE=m MEDIA=McNairy Groundwater -----

Analyte	Ingestion of fish	Ingestion of venison	Ingestion of rabbit	Ingestion of quail
Aluminum		4.35E-07	3.58E-09	2.17E-10
Arsenic		4.98E-09	4.10E-11	2.48E-12
Barium	6.31E-05	1.76E-08	1.45E-10	3.94E-10
Beryllium	5.41E-05	3.01E-09	2.48E-11	1.50E-12
Cadmium	2.94E-04	3.27E-09	2.69E-11	3.26E-09
Chromium	1.31E-03	3.28E-07	2.70E-09	1.64E-10
Cobalt	7.18E-04	1.33E-09	1.10E-11	1.33E-08

Table 3.42b Chronic daily intakes for excess lifetime cancer risk for biota consumption by a teen recreator
(continued)

----- AREA_CODE=m MEDIA=McNairy Groundwater -----
(continued)

Analyte	Ingestion of fish	Ingestion of venison	Ingestion of rabbit	Ingestion of quail
Fluoride				
Iron	4.78E-01	2.66E-04	2.19E-06	6.63E-06
Manganese	1.52E-02	1.06E-07	8.72E-10	5.28E-09
Mercury	2.72E-05	1.52E-09	1.25E-11	2.27E-12
Molybdenum	2.87E-05	1.60E-08	1.31E-10	7.96E-09
Nickel	3.33E-04	9.27E-08	7.63E-10	
Silica				
Sulfate				
Tetraoxo-sulfate(1-)				
Uranium	1.55E-06	2.58E-10	2.13E-12	4.29E-10
Vanadium	1.19E-04	1.65E-07	1.36E-09	8.23E-11
Zinc	3.13E-03	1.74E-06	1.43E-08	6.07E-08
Trichloroethene	4.72E-06	4.20E-12	3.46E-14	
Neptunium-237	9.69E+01	1.36E-02	1.12E-04	6.79E-06
Plutonium-239	1.24E+02	2.30E-04	1.89E-06	3.44E-05
Radium-226	2.82E+04	3.99E+00	3.29E-02	
Radon-222	8.55E+06	1.25E+03	1.03E+01	
Technetium-99	1.29E+04	3.59E-01	2.96E-03	5.38E-02
Thorium-230	3.99E+03	2.22E-02	1.83E-04	1.11E-05

----- AREA_CODE=m MEDIA=Other Groundwater -----

Analyte	Ingestion of fish	Ingestion of venison	Ingestion of rabbit	Ingestion of quail
Aluminum		2.31E-06	1.90E-08	1.15E-09
Ammonia as Nitrogen	1.90E-04	4.49E-11	3.70E-13	
Antimony	2.84E-04	6.32E-10	5.20E-12	3.15E-13
Arsenic		2.34E-09	1.93E-11	1.17E-12
Barium	3.22E-05	8.95E-09	7.37E-11	2.01E-10
Beryllium	2.17E-05	1.21E-09	9.93E-12	6.01E-13
Cadmium	2.54E-04	2.83E-09	2.33E-11	2.82E-09
Chromium	4.23E-04	1.06E-07	8.72E-10	5.28E-11
Cobalt	1.52E-03	2.81E-09	2.32E-11	2.80E-08
Fluoride				
Iron	7.37E-01	4.10E-04	3.38E-06	1.02E-05
Kjeldahl Nitrogen				
Lead	2.92E-03	2.17E-08	1.78E-10	1.08E-11
Manganese	1.27E-01	8.80E-07	7.24E-09	4.39E-08
Mercury	1.44E-05	8.01E-10	6.59E-12	1.20E-12
Nickel	5.03E-04	1.40E-07	1.15E-09	
Nitrate as Nitrogen				
Silica				
Strontium	2.88E-03	2.14E-06	1.76E-08	1.07E-08
Sulfate				
Sulfide				
Tetraoxo-sulfate(1-)				
Thallium		1.32E-06	1.09E-08	6.61E-10
Tin	1.24E-03	2.30E-08	1.89E-10	
Uranium	2.19E-06	3.65E-10	3.00E-12	6.06E-10
Vanadium	8.66E-05	1.20E-07	9.91E-10	6.00E-11
Zinc	3.63E-03	2.02E-06	1.66E-08	7.04E-08
1,1-Dichloroethane	1.81E-05	1.16E-11	9.54E-14	
1,1-Dichloroethene	2.88E-05	1.84E-11	1.51E-13	
1,2-Dichloroethene	1.03E-05	3.18E-12	2.62E-14	
Acetone	1.54E-06	3.18E-13	2.62E-15	
Di-n-butyl phthalate	1.38E-03	4.88E-09	4.02E-11	
Methylene chloride	2.02E-06	9.79E-13	8.06E-15	
Naphthalene	2.03E-04	2.97E-10	2.45E-12	
Phenanthrene	2.93E-04	8.79E-10	7.24E-12	1.17E-10

Table 3.42b Chronic daily intakes for excess lifetime cancer risk for biota consumption by a teen recreator
(continued)

----- AREA_CODE=m MEDIA=Other Groundwater -----
(continued)

Analyte	Ingestion of fish	Ingestion of venison	Ingestion of rabbit	Ingestion of quail
Trichloroethene	7.56E-05	6.72E-11	5.54E-13	
Vinyl chloride	8.13E-06	4.16E-12	3.43E-14	
cis-1,2-Dichloroethene	1.17E-04	7.90E-11	6.51E-13	
Neptunium-237	3.83E+02	5.38E-02	4.43E-04	2.68E-05
Radium-226	1.47E+04	2.08E+00	1.71E-02	
Radon-222	3.14E+07	4.60E+03	3.79E+01	
Technetium-99	1.66E+04	4.62E-01	3.81E-03	6.92E-02
Thorium-228	3.81E+04	1.96E+01	1.61E-01	1.89E-05
Thorium-230	4.73E+03	2.63E-02	2.17E-04	1.31E-05
Uranium-234	1.81E+03	3.02E-01	2.49E-03	5.03E-01
Uranium-235	2.50E+03	5.07E-02	4.17E-04	6.31E-02
Uranium-238	2.52E+04	4.54E-01	3.73E-03	5.38E-01

----- AREA_CODE=m MEDIA=RGa Groundwater -----

Analyte	Ingestion of fish	Ingestion of venison	Ingestion of rabbit	Ingestion of quail
Aluminum		5.18E-07	4.26E-09	2.58E-10
Antimony	6.27E-04	1.39E-09	1.15E-11	6.95E-13
Arsenic		2.33E-09	1.91E-11	1.16E-12
Barium	3.11E-05	8.66E-09	7.13E-11	1.94E-10
Beryllium	5.68E-05	3.16E-09	2.60E-11	1.58E-12
Bicarbonate				
Boron		9.34E-08	7.69E-10	
Cadmium	1.59E-04	1.77E-09	1.45E-11	1.76E-09
Cerium				
Chromium	2.86E-03	7.17E-07	5.90E-09	3.57E-10
Cobalt	6.76E-04	1.25E-09	1.03E-11	1.25E-08
Copper	4.66E-04	1.17E-07	9.59E-10	3.23E-09
Fluoride				
Gallium				
Iron	3.94E-02	2.19E-05	1.80E-07	5.46E-07
Lead	1.21E-03	8.99E-09	7.41E-11	4.48E-12
Lithium		1.77E-07	1.45E-09	
Manganese	3.36E-03	2.33E-08	1.92E-10	1.16E-09
Mercury	9.85E-06	5.48E-10	4.51E-12	8.19E-13
Molybdenum	2.28E-05	1.27E-08	1.04E-10	6.31E-09
Nickel	5.18E-04	1.44E-07	1.19E-09	
Nitrate as Nitrogen				
Selenium		1.12E-07	9.23E-10	5.03E-09
Silica				
Silver	9.08E-06	3.03E-08	2.49E-10	1.01E-08
Sulfate				
Tetraoxo-sulfate(1-)				
Thallium		1.92E-06	1.58E-08	9.58E-10
Thorium				
Titanium		4.82E-07	3.97E-09	
Uranium	9.13E-07	1.52E-10	1.25E-12	2.53E-10
Vanadium	5.02E-05	6.97E-08	5.74E-10	3.48E-11
Zinc	4.48E-03	2.49E-06	2.05E-08	8.69E-08
Zirconium	2.38E-04	4.42E-12	3.64E-14	1.32E-13
1,1-Dichloroethene	2.18E-05	1.39E-11	1.15E-13	
1,2-Dichlorobenzene	1.02E-06	1.58E-12	1.30E-14	
1,2-Dichloroethene	2.11E-07	6.50E-14	5.35E-16	
1,3,5-Trimethylbenzene	1.02E-05	2.21E-11	1.82E-13	
1,4-Dichlorobenzene	1.11E-06	1.72E-12	1.42E-14	
2-Butanone	8.64E-07	2.37E-13	1.95E-15	
4-Bromofluorobenzene				
4-Methyl-2-pentanone	3.45E-06	1.58E-12	1.30E-14	

Table 3.42b Chronic daily intakes for excess lifetime cancer risk for biota consumption by a teen recreator
(continued)

----- AREA_CODE=m MEDIA=RGA Groundwater -----
(continued)

Analyte	Ingestion of fish	Ingestion of venison	Ingestion of rabbit	Ingestion of quail
Acetone	3.45E-07	7.13E-14	5.87E-16	
Acrylonitrile	7.24E-07	1.96E-13	1.62E-15	
Benzene	1.84E-06	1.39E-12	1.14E-14	
Bis(2-ethylhexyl)phthalate	1.48E-03	5.24E-09	4.32E-11	
Bromomethane	3.82E-07	1.75E-13	1.44E-15	
Carbazole	4.14E-04	7.98E-10	6.57E-12	
Carbon tetrachloride	3.77E-06	4.18E-12	3.44E-14	
Chloroform	3.10E-06	2.21E-12	1.82E-14	
Chloromethane	4.60E-07	1.79E-13	1.48E-15	
Chrysene	6.03E-04	3.32E-09	2.73E-11	
Di-n-butyl phthalate	1.47E-03	5.22E-09	4.30E-11	
Dimethylbenzene	9.04E-05	1.32E-10	1.09E-12	
Ethanol				
Ethylbenzene	1.06E-05	1.39E-11	1.14E-13	
Methylene chloride	1.64E-06	7.94E-13	6.54E-15	
PCB-1254	7.18E-04	4.67E-09	3.85E-11	2.27E-10
Polychlorinated biphenyl	1.70E-04	1.10E-09	9.09E-12	
Tetrachloroethene	8.85E-06	8.79E-12	7.24E-14	
Trichloroethene	1.82E-03	1.62E-09	1.34E-11	
Vinyl chloride	5.42E-07	2.77E-13	2.28E-15	
cis-1,2-Dichloroethene	2.86E-05	1.93E-11	1.59E-13	
m,p-Xylene	8.23E-07	1.20E-12	9.91E-15	
trans-1,2-Dichloroethene	5.42E-07	1.67E-13	1.37E-15	
trans-1,3-Dichloropropene				
Americium-241	5.79E+02	4.30E-03	3.54E-05	3.21E-04
Cesium-137	6.28E+04	8.75E+00	7.20E-02	8.69E-01
Cobalt-60	1.97E+04	3.66E-02	3.01E-04	3.65E-01
Neptunium-237	5.46E+02	7.67E-02	6.31E-04	3.82E-05
Plutonium-239	7.93E+01	1.47E-04	1.21E-06	2.20E-05
Radium-226	1.60E+04	2.26E+00	1.86E-02	
Radon-222	1.60E+07	2.34E+03	1.93E+01	
Technetium-99	2.22E+05	6.17E+00	5.08E-02	9.22E-01
Thorium-230	4.13E+03	2.30E-02	1.89E-04	1.15E-05

----- AREA_CODE=m MEDIA=UCRS Groundwater -----

Analyte	Ingestion of fish	Ingestion of venison	Ingestion of rabbit	Ingestion of quail
Aluminum		2.23E-06	1.83E-08	1.11E-09
Antimony	4.56E-04	1.02E-09	8.36E-12	5.06E-13
Arsenic		3.54E-09	2.91E-11	1.76E-12
Barium	8.94E-05	2.49E-08	2.05E-10	5.58E-10
Cadmium	1.60E-04	1.78E-09	1.47E-11	1.78E-09
Chromium	4.69E-04	1.17E-07	9.67E-10	5.85E-11
Cobalt	6.28E-04	1.16E-09	9.59E-12	1.16E-08
Copper	2.08E-03	5.21E-07	4.29E-09	1.44E-08
Fluoride				
Iron	6.57E-02	3.65E-05	3.01E-07	9.11E-07
Lead	1.23E-03	9.09E-09	7.48E-11	4.53E-12
Manganese	6.51E-03	4.53E-08	3.73E-10	2.26E-09
Mercury	9.13E-06	5.08E-10	4.18E-12	7.60E-13
Nickel	4.92E-04	1.37E-07	1.13E-09	
Nitrate as Nitrogen				
Silica				
Silver	8.19E-06	2.73E-08	2.25E-10	9.08E-09
Sulfate				
Tetraoxo-sulfate(1-)				
Thallium		1.45E-07	1.19E-09	7.22E-11
Uranium	5.04E-05	8.41E-09	6.93E-11	1.40E-08

Table 3.42b Chronic daily intakes for excess lifetime cancer risk for biota consumption by a teen recreator
(continued)

----- AREA_CODE=m MEDIA=UCRS Groundwater -----
(continued)

Analyte	Ingestion of fish	Ingestion of venison	Ingestion of rabbit	Ingestion of quail
Vanadium	1.80E-04	2.51E-07	2.06E-09	1.25E-10
Zinc	1.29E-02	7.15E-06	5.89E-08	2.49E-07
Benzene	5.83E-06	4.39E-12	3.61E-14	
Bromodichloromethane	1.66E-05	1.25E-11	1.03E-13	
Chloroform	1.66E-05	1.19E-11	9.76E-14	
Dibromochloromethane	4.39E-06	3.50E-12	2.88E-14	
Ethanol				
Methylene chloride	1.93E-06	9.35E-13	7.70E-15	
Trichloroethene	1.17E-05	1.04E-11	8.57E-14	
Cesium-137	1.57E+05	2.19E+01	1.80E-01	2.18E+00
Cobalt-60	3.57E+04	6.61E-02	5.45E-04	6.59E-01
Neptunium-237	3.33E+02	4.67E-02	3.85E-04	2.33E-05
Plutonium-239	2.20E+02	4.08E-04	3.36E-06	6.10E-05
Radium-226	2.77E+04	3.92E+00	3.22E-02	
Radon-222	1.20E+07	1.76E+03	1.45E+01	
Technetium-99	3.83E+04	1.06E+00	8.76E-03	1.59E-01

----- AREA_CODE=n MEDIA=McNairy Groundwater -----

Analyte	Ingestion of fish	Ingestion of venison	Ingestion of rabbit	Ingestion of quail
Aluminum		1.02E-06	8.42E-09	5.10E-10
Antimony	6.49E-04	1.44E-09	1.19E-11	7.20E-13
Arsenic		4.13E-09	3.40E-11	2.06E-12
Barium	5.98E-05	1.66E-08	1.37E-10	3.73E-10
Beryllium	5.45E-05	3.03E-09	2.49E-11	1.51E-12
Cadmium	3.03E-04	3.37E-09	2.77E-11	3.36E-09
Chromium	5.06E-04	1.27E-07	1.04E-09	6.31E-11
Cobalt	7.10E-04	1.32E-09	1.08E-11	1.31E-08
Fluoride				
Iron	1.42E-01	7.90E-05	6.50E-07	1.97E-06
Manganese	1.21E-02	8.41E-08	6.92E-10	4.19E-09
Mercury	1.91E-05	1.06E-09	8.75E-12	1.59E-12
Molybdenum	2.77E-05	1.54E-08	1.27E-10	7.67E-09
Nickel	3.36E-04	9.34E-08	7.69E-10	
Nitrate as Nitrogen				
Silica				
Sulfate				
Tetraoxo-sulfate(1-)				
Thallium		1.57E-06	1.29E-08	7.84E-10
Uranium	1.34E-06	2.23E-10	1.83E-12	3.70E-10
Vanadium	9.41E-05	1.31E-07	1.08E-09	6.52E-11
Zinc	5.04E-03	2.80E-06	2.31E-08	9.79E-08
Trichloroethene	5.20E-04	4.62E-10	3.81E-12	
Neptunium-237	2.52E+02	3.53E-02	2.91E-04	1.76E-05
Plutonium-239	1.01E+02	1.87E-04	1.54E-06	2.80E-05
Radium-226	2.45E+04	3.47E+00	2.86E-02	
Radon-222	6.70E+06	9.82E+02	8.08E+00	
Technetium-99	6.70E+04	1.86E+00	1.53E-02	2.79E-01
Thorium-230	3.18E+03	1.77E-02	1.46E-04	8.81E-06

----- AREA_CODE=n MEDIA=Other Groundwater -----

Analyte	Ingestion of fish	Ingestion of venison	Ingestion of rabbit	Ingestion of quail
Aluminum		2.31E-06	1.90E-08	1.15E-09
Ammonia as Nitrogen	1.90E-04	4.49E-11	3.70E-13	

Table 3.42b Chronic daily intakes for excess lifetime cancer risk for biota consumption by a teen recreator
(continued)

----- AREA_CODE=n MEDIA=Other Groundwater -----
(continued)

Analyte	Ingestion of fish	Ingestion of venison	Ingestion of rabbit	Ingestion of quail
Antimony	2.84E-04	6.32E-10	5.20E-12	3.15E-13
Arsenic		2.34E-09	1.93E-11	1.17E-12
Barium	3.22E-05	8.95E-09	7.37E-11	2.01E-10
Beryllium	2.17E-05	1.21E-09	9.93E-12	6.01E-13
Cadmium	2.54E-04	2.83E-09	2.33E-11	2.82E-09
Chromium	4.23E-04	1.06E-07	8.72E-10	5.28E-11
Cobalt	1.52E-03	2.81E-09	2.32E-11	2.80E-08
Fluoride				
Iron	7.37E-01	4.10E-04	3.38E-06	1.02E-05
Kjeldahl Nitrogen				
Lead	2.92E-03	2.17E-08	1.78E-10	1.08E-11
Manganese	1.27E-01	8.80E-07	7.24E-09	4.39E-08
Mercury	1.44E-05	8.01E-10	6.59E-12	1.20E-12
Nickel	5.03E-04	1.40E-07	1.15E-09	
Nitrate as Nitrogen				
Silica				
Strontium	2.88E-03	2.14E-06	1.76E-08	1.07E-08
Sulfate				
Sulfide				
Tetraoxo-sulfate(1-)				
Thallium		1.32E-06	1.09E-08	6.61E-10
Tin	1.24E-03	2.30E-08	1.89E-10	
Uranium	2.19E-06	3.65E-10	3.00E-12	6.06E-10
Vanadium	8.66E-05	1.20E-07	9.91E-10	6.00E-11
Zinc	3.63E-03	2.02E-06	1.66E-08	7.04E-08
1,1-Dichloroethane	1.79E-05	1.14E-11	9.43E-14	
1,1-Dichloroethene	2.84E-05	1.81E-11	1.49E-13	
1,2-Dichloroethene	8.75E-06	2.69E-12	2.22E-14	
Acetone	1.54E-06	3.18E-13	2.62E-15	
Di-n-butyl phthalate	1.38E-03	4.88E-09	4.02E-11	
Methylene chloride	1.93E-06	9.36E-13	7.70E-15	
Naphthalene	2.03E-04	2.97E-10	2.45E-12	
Phenanthrene	2.93E-04	8.79E-10	7.24E-12	1.17E-10
Trichloroethene	7.50E-05	6.67E-11	5.50E-13	
Vinyl chloride	8.13E-06	4.16E-12	3.43E-14	
cis-1,2-Dichloroethene	1.17E-04	7.90E-11	6.51E-13	
Neptunium-237	3.83E+02	5.38E-02	4.43E-04	2.68E-05
Radium-226	1.47E+04	2.08E+00	1.71E-02	
Radon-222	3.14E+07	4.60E+03	3.79E+01	
Technetium-99	1.66E+04	4.62E-01	3.81E-03	6.92E-02
Thorium-228	3.81E+04	1.96E+01	1.61E-01	1.89E-05
Thorium-230	4.73E+03	2.63E-02	2.17E-04	1.31E-05
Uranium-234	1.81E+03	3.02E-01	2.49E-03	5.03E-01
Uranium-235	2.50E+03	5.07E-02	4.17E-04	6.31E-02
Uranium-238	2.52E+04	4.54E-01	3.73E-03	5.38E-01

----- AREA_CODE=n MEDIA=RGA Groundwater -----

Analyte	Ingestion of fish	Ingestion of venison	Ingestion of rabbit	Ingestion of quail
Aluminum		6.92E-07	5.70E-09	3.45E-10
Antimony	6.10E-04	1.36E-09	1.12E-11	6.77E-13
Arsenic		2.54E-09	2.09E-11	1.26E-12
Barium	3.13E-05	8.71E-09	7.17E-11	1.95E-10
Beryllium	5.36E-05	2.98E-09	2.45E-11	1.49E-12
Bicarbonate				
Boron		9.34E-08	7.69E-10	
Cadmium	1.51E-04	1.68E-09	1.38E-11	1.67E-09
Cerium				

Table 3.42b Chronic daily intakes for excess lifetime cancer risk for biota consumption by a teen recreator
(continued)

----- AREA_CODE=n MEDIA=RGA Groundwater ----- (continued)				
Analyte	Ingestion of fish	Ingestion of venison	Ingestion of rabbit	Ingestion of quail
Chromium	1.95E-03	4.88E-07	4.02E-09	2.43E-10
Cobalt	6.54E-04	1.21E-09	9.99E-12	1.21E-08
Copper	4.07E-04	1.02E-07	8.39E-10	2.82E-09
Fluoride				
Gallium				
Iron	5.05E-02	2.81E-05	2.31E-07	7.00E-07
Lead	1.18E-03	8.72E-09	7.18E-11	4.35E-12
Lithium		1.77E-07	1.45E-09	
Manganese	6.89E-03	4.79E-08	3.94E-10	2.39E-09
Mercury	2.23E-05	1.24E-09	1.02E-11	1.85E-12
Molybdenum	2.26E-05	1.26E-08	1.04E-10	6.27E-09
Nickel	5.04E-04	1.40E-07	1.15E-09	
Nitrate as Nitrogen				
Selenium		1.36E-07	1.12E-09	6.11E-09
Silica				
Silver	9.23E-06	3.08E-08	2.54E-10	1.02E-08
Sulfate				
Tetraoxo-sulfate(1-)				
Thallium		1.76E-06	1.45E-08	8.78E-10
Thorium				
Tin	9.52E-03	1.76E-07	1.45E-09	
Titanium		4.82E-07	3.97E-09	
Uranium	2.10E-06	3.50E-10	2.88E-12	5.82E-10
Vanadium	4.63E-05	6.44E-08	5.30E-10	3.21E-11
Zinc	3.83E-03	2.13E-06	1.76E-08	7.44E-08
Zirconium	2.38E-04	4.42E-12	3.64E-14	1.32E-13
1,1,2-Trichloroethane	3.10E-06	2.21E-12	1.82E-14	
1,1-Dichloroethene	7.09E-05	4.53E-11	3.73E-13	
1,2-Dichlorobenzene	1.02E-06	1.58E-12	1.30E-14	
1,2-Dichloroethane	7.10E-07	3.84E-13	3.16E-15	
1,2-Dichloroethene	1.95E-07	5.99E-14	4.94E-16	
1,3,5-Trimethylbenzene	1.02E-05	2.21E-11	1.82E-13	
1,4-Dichlorobenzene	1.11E-06	1.72E-12	1.42E-14	
2-Butanone	7.07E-06	1.94E-12	1.60E-14	
4-Bromofluorobenzene				
4-Methyl-2-pentanone	6.49E-06	2.97E-12	2.45E-14	
Acetone	2.88E-06	5.95E-13	4.90E-15	
Acrylonitrile	7.24E-07	1.96E-13	1.62E-15	
Benzene	1.84E-06	1.39E-12	1.14E-14	
Bis(2-ethylhexyl)phthalate	1.34E-03	4.75E-09	3.91E-11	
Bromomethane	3.82E-07	1.75E-13	1.44E-15	
Butyl benzyl phthalate	2.48E-04	8.77E-10	7.22E-12	
Carbazole	2.09E-04	4.02E-10	3.31E-12	
Carbon tetrachloride	1.00E-03	1.11E-09	9.18E-12	
Chlorobenzene	1.26E-05	1.39E-11	1.15E-13	
Chloroform	2.17E-05	1.55E-11	1.27E-13	
Chloromethane	4.60E-07	1.79E-13	1.48E-15	
Chrysene	6.03E-04	3.32E-09	2.73E-11	
Di-n-butyl phthalate	2.43E-03	8.62E-09	7.09E-11	
Dimethylbenzene	4.90E-03	7.16E-09	5.90E-11	
Ethane				
Ethanol				
Ethylbenzene	1.97E-03	2.57E-09	2.12E-11	
Ethylene				
Methylene chloride	2.00E-05	9.67E-12	7.96E-14	
PCB-1254	7.58E-04	4.93E-09	4.06E-11	2.40E-10
Polychlorinated biphenyl	1.70E-04	1.10E-09	9.09E-12	
Tetrachloroethene	1.42E-03	1.41E-09	1.16E-11	
Trichloroethene	2.09E-02	1.86E-08	1.53E-10	
Vinyl chloride	9.48E-04	4.85E-10	4.00E-12	
cis-1,2-Dichloroethene	1.21E-03	8.13E-10	6.70E-12	

Table 3.42b Chronic daily intakes for excess lifetime cancer risk for biota consumption by a teen recreator
(continued)

----- AREA_CODE=n MEDIA=RGa Groundwater -----
(continued)

Analyte	Ingestion of fish	Ingestion of venison	Ingestion of rabbit	Ingestion of quail
m,p-Xylene	1.46E-06	2.14E-12	1.76E-14	
trans-1,2-Dichloroethene	9.63E-05	2.97E-11	2.44E-13	
trans-1,3-Dichloropropene				
Americium-241	7.23E+02	5.36E-03	4.41E-05	4.01E-04
Cesium-137	3.62E+06	5.04E+02	4.15E+00	5.00E+01
Cobalt-60	1.91E+04	3.55E-02	2.92E-04	3.54E-01
Neptunium-237	1.75E+03	2.45E-01	2.02E-03	1.22E-04
Plutonium-239	7.12E+01	1.32E-04	1.09E-06	1.97E-05
Radium-226	1.15E+06	1.62E+02	1.34E+00	
Radon-222	1.54E+07	2.26E+03	1.86E+01	
Technetium-99	3.60E+05	1.00E+01	8.25E-02	1.50E+00
Thorium-230	4.11E+03	2.29E-02	1.88E-04	1.14E-05
Uranium-234	1.42E+03	2.36E-01	1.95E-03	3.93E-01
Uranium-235	1.26E+04	2.54E-01	2.09E-03	3.17E-01
Uranium-235/236	1.25E+03	2.53E-02	2.08E-04	3.15E-02
Uranium-238	2.44E+05	4.39E+00	3.61E-02	5.21E+00

----- AREA_CODE=n MEDIA=UCRS Groundwater -----

Analyte	Ingestion of fish	Ingestion of venison	Ingestion of rabbit	Ingestion of quail
Aluminum		1.72E-06	1.42E-08	8.60E-10
Ammonia as Nitrogen	3.33E-06	7.87E-13	6.48E-15	
Antimony	3.95E-04	8.78E-10	7.23E-12	4.38E-13
Arsenic		1.07E-08	8.82E-11	5.34E-12
Barium	8.83E-05	2.46E-08	2.02E-10	5.51E-10
Beryllium	1.35E-05	7.51E-10	6.18E-12	3.74E-13
Cadmium	1.27E-04	1.42E-09	1.17E-11	1.41E-09
Chromium	5.25E-04	1.31E-07	1.08E-09	6.55E-11
Cobalt	5.85E-04	1.08E-09	8.93E-12	1.08E-08
Copper	7.70E-04	1.93E-07	1.59E-09	5.34E-09
Fluoride				
Iron	6.64E-02	3.69E-05	3.04E-07	9.21E-07
Kjeldahl Nitrogen				
Lead	1.15E-03	8.52E-09	7.01E-11	4.25E-12
Manganese	2.51E-02	1.75E-07	1.44E-09	8.72E-09
Mercury	3.97E-05	2.21E-09	1.82E-11	3.30E-12
Molybdenum	7.94E-06	4.42E-09	3.64E-11	2.20E-09
Nickel	8.54E-04	2.37E-07	1.96E-09	
Nitrate as Nitrogen				
Nitrate/Nitrite				
Orthophosphate				
Selenium		1.14E-07	9.38E-10	5.11E-09
Silica				
Silver	8.37E-06	2.79E-08	2.30E-10	9.28E-09
Strontium	6.13E-03	4.55E-06	3.75E-08	2.27E-08
Sulfate				
Sulfide				
Tetraoxo-sulfate(1-)				
Thallium		9.18E-07	7.56E-09	4.58E-10
Tin	6.19E-03	1.15E-07	9.45E-10	
Uranium	1.91E-05	3.18E-09	2.62E-11	5.29E-09
Vanadium	6.39E-05	8.88E-08	7.31E-10	4.43E-11
Zinc	4.17E-03	2.32E-06	1.91E-08	8.09E-08
1,1-Dichloroethene	2.18E-04	1.39E-10	1.15E-12	
1,2-Dichloroethane	1.29E-06	6.98E-13	5.75E-15	
1,2-Dichloroethene	6.62E-07	2.04E-13	1.68E-15	
2,4-Dimethylphenol	1.15E-05	9.69E-12	7.98E-14	
Benzene	1.44E-05	1.08E-11	8.93E-14	

Table 3.42b Chronic daily intakes for excess lifetime cancer risk for biota consumption by a teen recreator
(continued)

----- AREA_CODE=n MEDIA=UCRS Groundwater ----- (continued)				
Analyte	Ingestion of fish	Ingestion of venison	Ingestion of rabbit	Ingestion of quail
Bis(2-ethylhexyl)phthalate	2.48E-04	8.77E-10	7.22E-12	
Bromodichloromethane	1.66E-05	1.25E-11	1.03E-13	
Chloroethane	3.74E-05	1.92E-11	1.58E-13	
Chloroform	3.72E-05	2.65E-11	2.18E-13	
Di-n-butyl phthalate	2.43E-04	8.59E-10	7.08E-12	
Dibromochloromethane	4.39E-06	3.50E-12	2.88E-14	
Dimethylbenzene	9.02E-03	1.32E-08	1.09E-10	
Ethane				
Ethanol				
Ethylbenzene	3.60E-03	4.71E-09	3.88E-11	
Ethylene				
Fluorene	4.07E-04	1.09E-09	9.01E-12	
Isophorone	4.61E-06	2.79E-12	2.29E-14	
Methylene chloride	2.05E-06	9.91E-13	8.16E-15	
Naphthalene	2.12E-04	3.11E-10	2.56E-12	
Phenanthrene	5.70E-04	1.71E-09	1.41E-11	2.28E-10
Trichloroethene	7.85E-02	6.98E-08	5.75E-10	
Vinyl chloride	2.71E-03	1.39E-09	1.14E-11	
cis-1,2-Dichloroethene	5.00E-03	3.37E-09	2.78E-11	
trans-1,2-Dichloroethene	5.42E-05	1.67E-11	1.37E-13	
Americium-241	-4.76E+02	-3.53E-03	-2.91E-05	-2.64E-04
Cesium-137	1.57E+05	2.19E+01	1.80E-01	2.18E+00
Cobalt-60	3.11E+04	5.76E-02	4.74E-04	5.74E-01
Neptunium-237	1.14E+03	1.59E-01	1.31E-03	7.95E-05
Plutonium-239	3.64E+02	6.75E-04	5.56E-06	1.01E-04
Radium-226	2.08E+04	2.94E+00	2.42E-02	
Radon-222	2.88E+07	4.22E+03	3.48E+01	
Technetium-99	2.52E+05	7.00E+00	5.76E-02	1.05E+00
Thorium-228	3.13E+04	1.61E+01	1.32E-01	1.55E-05
Uranium-234	3.78E+03	6.31E-01	5.19E-03	1.05E+00
Uranium-235	9.03E+03	1.83E-01	1.50E-03	2.28E-01
Uranium-235/236	7.68E+02	1.55E-02	1.28E-04	1.94E-02
Uranium-238	1.31E+05	2.35E+00	1.93E-02	2.79E+00

Table 3.42c Chronic daily intakes for excess lifetime cancer risk for biota consumption by an adult recreator

----- AREA_CODE=a MEDIA=RGA Groundwater -----

Analyte	Ingestion of fish	Ingestion of venison	Ingestion of rabbit	Ingestion of quail
Aluminum		7.50E-07	1.24E-08	7.32E-10
Arsenic		3.54E-09	5.86E-11	3.45E-12
Barium	4.90E-05	1.36E-08	2.26E-10	5.98E-10
Chromium	7.95E-04	1.99E-07	3.30E-09	1.94E-10
Fluoride				
Iron	3.91E-02	2.18E-05	3.61E-07	1.06E-06
Manganese	5.65E-03	3.93E-08	6.50E-10	3.83E-09
Tetraoxo-sulfate(1-)				
Thallium		4.73E-06	7.84E-08	4.62E-09
Vanadium	1.33E-04	1.85E-07	3.06E-09	1.80E-10
Zinc	1.64E-03	9.14E-07	1.51E-08	6.25E-08
1,1-Dichloroethene	2.95E-05	1.88E-11	3.12E-13	
Carbon tetrachloride	9.93E-04	1.10E-09	1.82E-11	
Chloroform	3.49E-06	2.49E-12	4.12E-14	
Tetrachloroethene	1.15E-03	1.14E-09	1.89E-11	
Trichloroethene	1.62E+00	1.44E-06	2.38E-08	
cis-1,2-Dichloroethene	1.50E-04	1.01E-10	1.67E-12	
trans-1,2-Dichloroethene	1.84E-05	5.65E-12	9.36E-14	
Cesium-137	4.13E+06	5.76E+02	9.54E+00	1.12E+02
Neptunium-237	3.93E+04	5.52E+00	9.14E-02	5.39E-03
Technetium-99	2.53E+06	7.05E+01	1.17E+00	2.06E+01
Thorium-230	1.39E+04	7.73E-02	1.28E-03	7.54E-05

----- AREA_CODE=a MEDIA=UCRS Groundwater -----

Analyte	Ingestion of fish	Ingestion of venison	Ingestion of rabbit	Ingestion of quail
Aluminum		1.70E-06	2.81E-08	1.66E-09
Antimony	2.50E-04	5.55E-10	9.20E-12	5.42E-13
Arsenic		2.75E-09	4.56E-11	2.69E-12
Barium	1.71E-05	4.75E-09	7.87E-11	2.09E-10
Beryllium	4.97E-06	2.77E-10	4.58E-12	2.70E-13
Chromium	2.54E-04	6.36E-08	1.05E-09	6.21E-11
Cobalt	5.37E-05	9.95E-11	1.65E-12	1.94E-09
Iron	6.02E-02	3.35E-05	5.55E-07	1.63E-06
Lead	1.85E-03	1.37E-08	2.27E-10	1.34E-11
Manganese	2.06E-03	1.43E-08	2.37E-10	1.40E-09
Nickel	8.11E-04	2.26E-07	3.74E-09	
Silica				
Tetraoxo-sulfate(1-)				
Uranium	1.43E-05	2.39E-09	3.96E-11	7.77E-09
Vanadium	8.53E-05	1.19E-07	1.96E-09	1.16E-10
Zinc	1.78E-03	9.90E-07	1.64E-08	6.77E-08
1,1-Dichloroethene	1.97E-06	1.26E-12	2.08E-14	
Bis(2-ethylhexyl)phthalate	2.79E-04	9.88E-10	1.64E-11	
Chloroform	2.27E-05	1.62E-11	2.68E-13	
Trichloroethene	2.91E-01	2.59E-07	4.29E-09	
cis-1,2-Dichloroethene	1.90E-04	1.28E-10	2.13E-12	
trans-1,2-Dichloroethene	5.27E-06	1.62E-12	2.69E-14	
Neptunium-237	5.76E+03	8.09E-01	1.34E-02	7.90E-04
Radon-222	3.02E+07	4.43E+03	7.34E+01	
Technetium-99	2.30E+05	6.40E+00	1.06E-01	1.87E+00

----- AREA_CODE=b MEDIA=McNairy Groundwater -----

Analyte	Ingestion of fish	Ingestion of venison	Ingestion of rabbit	Ingestion of quail
Aluminum		6.28E-07	1.04E-08	6.13E-10

Table 3.42c Chronic daily intakes for excess lifetime cancer risk for biota consumption by an adult recreator
(continued)

----- AREA_CODE=b MEDIA=McNairy Groundwater -----
(continued)

Analyte	Ingestion of fish	Ingestion of venison	Ingestion of rabbit	Ingestion of quail
Antimony	9.57E-04	2.13E-09	3.53E-11	2.08E-12
Nitrate as Nitrogen				
Silica				
Tetraoxo-sulfate(1-)				
Trichloroethene	2.11E-03	1.87E-09	3.10E-11	
Technetium-99	4.03E+05	1.12E+01	1.86E-01	3.28E+00

----- AREA_CODE=b MEDIA=RGa Groundwater -----

Analyte	Ingestion of fish	Ingestion of venison	Ingestion of rabbit	Ingestion of quail
Aluminum		1.14E-06	1.89E-08	1.11E-09
Arsenic		3.33E-09	5.51E-11	3.25E-12
Barium	7.78E-05	2.16E-08	3.59E-10	9.51E-10
Beryllium	5.75E-05	3.20E-09	5.30E-11	3.12E-12
Cadmium	1.55E-04	1.72E-09	2.86E-11	3.37E-09
Chromium	6.11E-04	1.53E-07	2.54E-09	1.49E-10
Cobalt	7.11E-04	1.32E-09	2.19E-11	2.58E-08
Fluoride				
Iron	9.11E-02	5.07E-05	8.40E-07	2.47E-06
Lead	1.11E-03	8.23E-09	1.36E-10	8.03E-12
Manganese	1.43E-02	9.91E-08	1.64E-09	9.67E-09
Mercury	2.68E-05	1.49E-09	2.47E-11	4.37E-12
Nitrate as Nitrogen				
Selenium		2.09E-07	3.46E-09	1.84E-08
Silica				
Sulfate				
Tetraoxo-sulfate(1-)				
Tin	4.04E-02	7.48E-07	1.24E-08	
Uranium	5.61E-06	9.35E-10	1.55E-11	3.04E-09
Vanadium	3.58E-05	4.97E-08	8.24E-10	4.86E-11
Zinc	2.46E-03	1.37E-06	2.26E-08	9.34E-08
1,1,2-Trichloroethane	3.49E-06	2.49E-12	4.12E-14	
1,1-Dichloroethene	1.60E-06	1.02E-12	1.69E-14	
1,2-Dichloroethane	8.00E-07	4.33E-13	7.17E-15	
Acetone	6.53E-07	1.35E-13	2.24E-15	
Carbon tetrachloride	1.13E-04	1.26E-10	2.08E-12	
Chlorobenzene	1.41E-05	1.57E-11	2.60E-13	
Chloroform	2.44E-05	1.74E-11	2.88E-13	
Di-n-butyl phthalate	2.23E-03	7.90E-09	1.31E-10	
Ethane				
Ethylene				
Methylene chloride	1.14E-06	5.52E-13	9.15E-15	
Tetrachloroethene	1.59E-03	1.58E-09	2.62E-11	
Trichloroethene	8.56E-03	7.62E-09	1.26E-10	
Vinyl chloride	6.91E-04	3.54E-10	5.86E-12	
cis-1,2-Dichloroethene	9.55E-04	6.44E-10	1.07E-11	
Americium-241	3.26E+03	2.42E-02	4.01E-04	3.54E-03
Cesium-137	2.56E+05	3.57E+01	5.92E-01	6.95E+00
Cobalt-60	5.50E+04	1.02E-01	1.69E-03	1.99E+00
Plutonium-239	2.76E+02	5.12E-04	8.48E-06	1.50E-04
Radium-226	4.90E+06	6.94E+02	1.15E+01	
Radon-222	1.58E+07	2.32E+03	3.84E+01	
Technetium-99	1.32E+06	3.68E+01	6.10E-01	1.08E+01
Thorium-230	1.09E+04	6.08E-02	1.01E-03	5.94E-05
Uranium-234	5.32E+03	8.88E-01	1.47E-02	2.89E+00
Uranium-235	7.67E+03	1.55E-01	2.57E-03	3.79E-01
Uranium-235/236	2.29E+03	4.64E-02	7.68E-04	1.13E-01
Uranium-238	7.20E+05	1.29E+01	2.14E-01	3.01E+01

Table 3.42c Chronic daily intakes for excess lifetime cancer risk for biota consumption by an adult recreator
(continued)

----- AREA_CODE=b MEDIA=UCRS Groundwater -----

Analyte	Ingestion of fish	Ingestion of venison	Ingestion of rabbit	Ingestion of quail
Aluminum		1.87E-06	3.10E-08	1.83E-09
Arsenic		1.80E-08	2.99E-10	1.76E-11
Barium	6.25E-05	1.74E-08	2.88E-10	7.64E-10
Beryllium	3.58E-06	1.99E-10	3.30E-12	1.94E-13
Cadmium	1.14E-04	1.27E-09	2.11E-11	2.49E-09
Chromium	6.67E-04	1.67E-07	2.77E-09	1.63E-10
Cobalt	2.01E-04	3.73E-10	6.18E-12	7.28E-09
Fluoride				
Iron	5.88E-02	3.27E-05	5.41E-07	1.60E-06
Lead	4.83E-05	3.58E-10	5.93E-12	3.50E-13
Manganese	9.08E-03	6.31E-08	1.05E-09	6.16E-09
Mercury	2.68E-05	1.49E-09	2.47E-11	4.37E-12
Molybdenum	8.94E-06	4.97E-09	8.24E-11	4.86E-09
Nickel	2.79E-03	7.77E-07	1.29E-08	
Nitrate as Nitrogen				
Selenium		1.30E-07	2.16E-09	1.14E-08
Silica				
Sulfate				
Tetraoxo-sulfate(1-)				
Thallium		4.56E-07	7.56E-09	4.45E-10
Tin	6.98E-03	1.29E-07	2.14E-09	
Uranium	6.76E-06	1.13E-09	1.87E-11	3.67E-09
Vanadium	8.74E-05	1.22E-07	2.01E-09	1.19E-10
Zinc	1.73E-03	9.62E-07	1.59E-08	6.57E-08
1,1-Dichloroethene	3.19E-06	2.04E-12	3.38E-14	
1,2-Dichloroethene	1.02E-06	3.15E-13	5.21E-15	
2,4-Dimethylphenol	8.42E-06	7.09E-12	1.17E-13	
Benzene	1.62E-05	1.22E-11	2.02E-13	
Chloroethane	1.30E-04	6.65E-11	1.10E-12	
Di-n-butyl phthalate	1.59E-04	5.63E-10	9.34E-12	
Dimethylbenzene	1.22E-04	1.79E-10	2.96E-12	
Ethane				
Ethylbenzene	1.04E-05	1.36E-11	2.26E-13	
Ethylene				
Isophorone	4.41E-06	2.67E-12	4.42E-14	
Trichloroethene	9.99E-02	8.89E-08	1.47E-09	
Vinyl chloride	5.48E-05	2.81E-11	4.65E-13	
cis-1,2-Dichloroethene	1.64E-03	1.10E-09	1.83E-11	
trans-1,2-Dichloroethene	6.22E-07	1.92E-13	3.17E-15	
Americium-241	1.63E+03	1.21E-02	2.00E-04	1.77E-03
Cobalt-60	5.76E+04	1.07E-01	1.77E-03	2.08E+00
Neptunium-237	7.50E+02	1.05E-01	1.74E-03	1.03E-04
Plutonium-239	1.30E+03	2.42E-03	4.01E-05	7.08E-04
Radium-226	3.38E+04	4.78E+00	7.91E-02	
Radon-222	6.82E+07	1.00E+04	1.66E+02	
Technetium-99	7.38E+05	2.05E+01	3.40E-01	6.01E+00
Uranium-234	6.56E+03	1.09E+00	1.81E-02	3.56E+00
Uranium-235	1.16E+04	2.35E-01	3.89E-03	5.73E-01
Uranium-235/236	1.41E+03	2.85E-02	4.72E-04	6.95E-02
Uranium-238	7.24E+05	1.30E+01	2.15E-01	3.02E+01

----- AREA_CODE=c MEDIA=RGA Groundwater -----

Analyte	Ingestion of fish	Ingestion of venison	Ingestion of rabbit	Ingestion of quail
Aluminum		2.79E-06	4.63E-08	2.73E-09
Barium	4.13E-05	1.15E-08	1.90E-10	5.04E-10
Chromium	3.74E-03	9.35E-07	1.55E-08	9.13E-10
Iron	1.21E-01	6.71E-05	1.11E-06	3.28E-06
Manganese	1.07E-02	7.47E-08	1.24E-09	7.30E-09

Table 3.42c Chronic daily intakes for excess lifetime cancer risk for biota consumption by an adult recreator
(continued)

----- AREA_CODE=c MEDIA=RGa Groundwater -----
(continued)

Analyte	Ingestion of fish	Ingestion of venison	Ingestion of rabbit	Ingestion of quail
Molybdenum	3.32E-05	1.85E-08	3.06E-10	1.80E-08
Silica Sulfate Tetraoxo-sulfate(1-)				
Zinc	2.99E-03	1.66E-06	2.75E-08	1.14E-07
1,1-Dichloroethene	1.13E-05	7.21E-12	1.19E-13	
Chloroform	8.72E-06	6.22E-12	1.03E-13	
Trichloroethene	1.47E-03	1.30E-09	2.16E-11	
cis-1,2-Dichloroethene	9.06E-06	6.11E-12	1.01E-13	
Radon-222	9.51E+07	1.39E+04	2.31E+02	
Technetium-99	7.26E+05	2.02E+01	3.34E-01	5.91E+00

----- AREA_CODE=c MEDIA=UCRS Groundwater -----

Analyte	Ingestion of fish	Ingestion of venison	Ingestion of rabbit	Ingestion of quail
Aluminum		1.36E-06	2.26E-08	1.33E-09
Barium	2.37E-05	6.58E-09	1.09E-10	2.89E-10
Iron	3.40E-02	1.89E-05	3.13E-07	9.23E-07
Manganese	4.70E-03	3.27E-08	5.41E-10	3.19E-09
Silica Tetraoxo-sulfate(1-)				
Vanadium	2.97E-05	4.13E-08	6.85E-10	4.04E-11
Zinc	2.03E-03	1.13E-06	1.87E-08	7.70E-08
Benzene	2.08E-06	1.57E-12	2.59E-14	
Chloroform	2.09E-05	1.49E-11	2.47E-13	
Trichloroethene	9.73E-06	8.65E-12	1.43E-13	
Technetium-99	1.89E+05	5.25E+00	8.70E-02	1.54E+00

----- AREA_CODE=d MEDIA=McNairy Groundwater -----

Analyte	Ingestion of fish	Ingestion of venison	Ingestion of rabbit	Ingestion of quail
Silica Tetraoxo-sulfate(1-)				
Thallium		6.65E-06	1.10E-07	6.49E-09
Zinc	1.24E-02	6.91E-06	1.14E-07	4.72E-07
Trichloroethene	5.88E-06	5.23E-12	8.67E-14	

----- AREA_CODE=d MEDIA=Other Groundwater -----

Analyte	Ingestion of fish	Ingestion of venison	Ingestion of rabbit	Ingestion of quail
Methylene chloride	2.56E-06	1.24E-12	2.06E-14	

----- AREA_CODE=d MEDIA=RGa Groundwater -----

Analyte	Ingestion of fish	Ingestion of venison	Ingestion of rabbit	Ingestion of quail
Aluminum		9.29E-07	1.54E-08	9.07E-10
Arsenic		3.96E-09	6.56E-11	3.87E-12
Barium	8.90E-05	2.47E-08	4.10E-10	1.09E-09
Chromium	6.27E-04	1.57E-07	2.60E-09	1.53E-10

Table 3.42c Chronic daily intakes for excess lifetime cancer risk for biota consumption by an adult recreator
(continued)

----- AREA_CODE=d MEDIA=RGA Groundwater -----
(continued)

Analyte	Ingestion of fish	Ingestion of venison	Ingestion of rabbit	Ingestion of quail
Cobalt	6.35E-04	1.18E-09	1.95E-11	2.30E-08
Fluoride				
Iron	3.64E-02	2.02E-05	3.35E-07	9.87E-07
Lead	1.81E-03	1.34E-08	2.22E-10	1.31E-11
Manganese	4.16E-02	2.89E-07	4.79E-09	2.82E-08
Silica				
Tetraoxo-sulfate(1-)				
Tin	2.15E-01	3.98E-06	6.59E-08	
Uranium	2.02E-06	3.37E-10	5.59E-12	1.10E-09
Vanadium	5.63E-05	7.83E-08	1.30E-09	7.64E-11
Zinc	1.86E-03	1.04E-06	1.72E-08	7.08E-08
Bis(2-ethylhexyl)phthalate	5.58E-04	1.98E-09	3.27E-11	
Butyl benzyl phthalate	2.79E-04	9.88E-10	1.64E-11	
Di-n-butyl phthalate	2.04E-03	7.22E-09	1.20E-10	
Dimethylbenzene	1.36E-03	1.99E-09	3.31E-11	
Ethylbenzene	4.73E-04	6.20E-10	1.03E-11	
Methylene chloride	2.12E-05	1.02E-11	1.70E-13	
Tetrachloroethene	2.49E-05	2.47E-11	4.10E-13	
Trichloroethene	3.00E-03	2.67E-09	4.43E-11	
cis-1,2-Dichloroethene	4.25E-05	2.86E-11	4.75E-13	
Americium-241	2.40E+03	1.78E-02	2.95E-04	2.61E-03
Cesium-137	6.63E+06	9.23E+02	1.53E+01	1.80E+02
Cobalt-60	9.60E+03	1.78E-02	2.95E-04	3.47E-01
Plutonium-239	1.77E+02	3.27E-04	5.43E-06	9.59E-05
Radium-226	5.89E+04	8.33E+00	1.38E-01	
Radon-222	4.93E+07	7.23E+03	1.20E+02	
Technetium-99	6.69E+04	1.86E+00	3.08E-02	5.45E-01
Uranium-234	1.82E+03	3.04E-01	5.03E-03	9.89E-01
Uranium-238	3.29E+04	5.91E-01	9.78E-03	1.37E+00

----- AREA_CODE=d MEDIA=UCRS Groundwater -----

Analyte	Ingestion of fish	Ingestion of venison	Ingestion of rabbit	Ingestion of quail
Aluminum		3.49E-06	5.79E-08	3.41E-09
Ammonia as Nitrogen	3.75E-06	8.86E-13	1.47E-14	
Antimony	2.30E-04	5.11E-10	8.47E-12	4.99E-13
Arsenic		3.66E-09	6.07E-11	3.57E-12
Barium	9.11E-05	2.53E-08	4.20E-10	1.11E-09
Beryllium	1.52E-05	8.45E-10	1.40E-11	8.26E-13
Cadmium	2.15E-04	2.39E-09	3.96E-11	4.66E-09
Chromium	5.04E-04	1.26E-07	2.09E-09	1.23E-10
Cobalt	6.51E-04	1.21E-09	2.00E-11	2.36E-08
Fluoride				
Iron	1.35E+00	7.50E-04	1.24E-05	3.66E-05
Kjeldahl Nitrogen				
Lead	9.27E-04	6.87E-09	1.14E-10	6.71E-12
Manganese	9.66E-01	6.71E-06	1.11E-07	6.56E-07
Mercury	9.37E-06	5.21E-10	8.64E-12	1.53E-12
Nickel	3.07E-04	8.53E-08	1.41E-09	
Nitrate as Nitrogen				
Nitrate/Nitrite				
Orthophosphate				
Selenium		1.65E-07	2.74E-09	1.45E-08
Silica				
Strontium	6.91E-03	5.12E-06	8.49E-08	5.00E-08
Sulfate				
Sulfide				
Tetraoxo-sulfate(1-)				

Table 3.42c Chronic daily intakes for excess lifetime cancer risk for biota consumption by an adult recreator
(continued)

----- AREA_CODE=d MEDIA=UCRS Groundwater -----
(continued)

Analyte	Ingestion of fish	Ingestion of venison	Ingestion of rabbit	Ingestion of quail
Uranium	3.05E-05	5.08E-09	8.42E-11	1.65E-08
Vanadium	1.72E-04	2.39E-07	3.95E-09	2.33E-10
Zinc	1.97E-03	1.09E-06	1.81E-08	7.48E-08
1,1-Dichloroethene	1.85E-05	1.18E-11	1.96E-13	
1,2-Dichloroethane	1.45E-06	7.86E-13	1.30E-14	
1,2-Dichloroethene	3.05E-07	9.39E-14	1.56E-15	
Benzene	1.04E-05	7.83E-12	1.30E-13	
Dimethylbenzene	2.36E-03	3.44E-09	5.71E-11	
Ethylbenzene	1.18E-03	1.55E-09	2.56E-11	
Fluorene	5.31E-04	1.43E-09	2.36E-11	
Methylene chloride	3.11E-06	1.51E-12	2.49E-14	
Naphthalene	1.23E-04	1.80E-10	2.99E-12	
Phenanthrene	7.30E-04	2.19E-09	3.63E-11	5.72E-10
Trichloroethene	1.75E-02	1.56E-08	2.58E-10	
cis-1,2-Dichloroethene	1.08E-05	7.28E-12	1.21E-13	
Neptunium-237	1.52E+04	2.13E+00	3.53E-02	2.08E-03
Radon-222	2.97E+07	4.35E+03	7.21E+01	
Technetium-99	3.81E+05	1.06E+01	1.76E-01	3.10E+00
Thorium-228	5.73E+04	2.95E+01	4.89E-01	5.56E-05
Uranium-234	1.92E+04	3.20E+00	5.31E-02	1.04E+01
Uranium-235	2.15E+04	4.34E-01	7.19E-03	1.06E+00
Uranium-238	5.56E+05	9.98E+00	1.65E-01	2.32E+01

----- AREA_CODE=e MEDIA=McNairy Groundwater -----

Analyte	Ingestion of fish	Ingestion of venison	Ingestion of rabbit	Ingestion of quail
Aluminum		6.62E-07	1.10E-08	6.47E-10
Arsenic		1.44E-08	2.39E-10	1.41E-11
Barium	9.97E-05	2.77E-08	4.59E-10	1.22E-09
Beryllium	9.13E-05	5.08E-09	8.41E-11	4.96E-12
Cadmium	3.76E-04	4.18E-09	6.92E-11	8.16E-09
Chromium	2.19E-03	5.48E-07	9.07E-09	5.35E-10
Cobalt	1.04E-03	1.93E-09	3.19E-11	3.77E-08
Fluoride				
Iron	2.67E-01	1.49E-04	2.46E-06	7.26E-06
Manganese	1.80E-02	1.25E-07	2.07E-09	1.22E-08
Nickel	4.72E-04	1.31E-07	2.18E-09	
Silica				
Sulfate				
Tetraoxo-sulfate(1-)				
Uranium	4.45E-06	7.42E-10	1.23E-11	2.41E-09
Vanadium	4.05E-04	5.63E-07	9.33E-09	5.50E-10
Zinc	1.45E-02	8.04E-06	1.33E-07	5.49E-07
Trichloroethene	6.51E-06	5.79E-12	9.59E-14	
Radon-222	1.82E+07	2.66E+03	4.41E+01	
Technetium-99	2.59E+04	7.20E-01	1.19E-02	2.11E-01

----- AREA_CODE=e MEDIA=RGa Groundwater -----

Analyte	Ingestion of fish	Ingestion of venison	Ingestion of rabbit	Ingestion of quail
Aluminum		4.72E-07	7.83E-09	4.61E-10
Arsenic		2.50E-09	4.15E-11	2.44E-12
Barium	6.65E-05	1.85E-08	3.06E-10	8.12E-10
Beryllium	5.35E-05	2.97E-09	4.93E-11	2.90E-12
Cadmium	2.89E-04	3.21E-09	5.32E-11	6.27E-09

Table 3.42c Chronic daily intakes for excess lifetime cancer risk for biota consumption by an adult recreator
(continued)

----- AREA_CODE=e MEDIA=RGA Groundwater -----
(continued)

Analyte	Ingestion of fish	Ingestion of venison	Ingestion of rabbit	Ingestion of quail
Cobalt	7.11E-04	1.32E-09	2.18E-11	2.57E-08
Copper	6.89E-04	1.72E-07	2.86E-09	9.35E-09
Fluoride				
Iron	5.03E-02	2.80E-05	4.64E-07	1.37E-06
Manganese	2.38E-03	1.66E-08	2.75E-10	1.62E-09
Molybdenum	2.63E-05	1.46E-08	2.42E-10	1.43E-08
Silica				
Silver	1.61E-05	5.39E-08	8.92E-10	3.51E-08
Sulfate				
Tetraoxo-sulfate(1-)				
Thallium		1.70E-06	2.82E-08	1.66E-09
Uranium	1.16E-06	1.93E-10	3.20E-12	6.28E-10
Vanadium	7.30E-05	1.01E-07	1.68E-09	9.90E-11
Zinc	3.17E-03	1.76E-06	2.92E-08	1.21E-07
2-Butanone	1.44E-05	3.94E-12	6.52E-14	
Dimethylbenzene	1.02E-04	1.49E-10	2.47E-12	
Trichloroethene	4.90E-03	4.35E-09	7.21E-11	
trans-1,2-Dichloroethene	6.10E-07	1.88E-13	3.11E-15	
Cobalt-60	3.84E+04	7.12E-02	1.18E-03	1.39E+00
Radon-222	2.63E+07	3.85E+03	6.38E+01	
Technetium-99	1.47E+06	4.09E+01	6.78E-01	1.20E+01
Thorium-230	1.10E+04	6.09E-02	1.01E-03	5.95E-05

----- AREA_CODE=e MEDIA=UCRS Groundwater -----

Analyte	Ingestion of fish	Ingestion of venison	Ingestion of rabbit	Ingestion of quail
Aluminum		3.17E-06	5.25E-08	3.09E-09
Arsenic		3.24E-09	5.36E-11	3.16E-12
Barium	1.58E-04	4.40E-08	7.29E-10	1.93E-09
Chromium	8.17E-04	2.05E-07	3.39E-09	2.00E-10
Fluoride				
Iron	8.07E-02	4.49E-05	7.44E-07	2.19E-06
Manganese	2.21E-03	1.54E-08	2.55E-10	1.50E-09
Nickel	1.45E-03	4.03E-07	6.67E-09	
Silica				
Sulfate				
Tetraoxo-sulfate(1-)				
Vanadium	4.14E-04	5.75E-07	9.53E-09	5.62E-10
Zinc	9.29E-03	5.17E-06	8.56E-08	3.53E-07
Trichloroethene	4.60E-06	4.09E-12	6.78E-14	
Radon-222	1.08E+07	1.58E+03	2.62E+01	

----- AREA_CODE=f MEDIA=McNairy Groundwater -----

Analyte	Ingestion of fish	Ingestion of venison	Ingestion of rabbit	Ingestion of quail
Barium	6.21E-05	1.73E-08	2.86E-10	7.59E-10
Tetraoxo-sulfate(1-)				
Zinc	1.03E-02	5.75E-06	9.52E-08	3.93E-07

Table 3.42c Chronic daily intakes for excess lifetime cancer risk for biota consumption by an adult recreator
(continued)

----- AREA_CODE=f MEDIA=RGA Groundwater -----

Analyte	Ingestion of fish	Ingestion of venison	Ingestion of rabbit	Ingestion of quail
Aluminum		4.00E-07	6.63E-09	3.90E-10
Arsenic		2.59E-09	4.28E-11	2.53E-12
Barium	1.01E-04	2.82E-08	4.67E-10	1.24E-09
Cadmium	5.21E-04	5.79E-09	9.60E-11	1.13E-08
Chromium	1.49E-03	3.73E-07	6.18E-09	3.64E-10
Copper	5.30E-04	1.33E-07	2.20E-09	7.19E-09
Iron	2.32E-02	1.29E-05	2.14E-07	6.30E-07
Manganese	2.56E-03	1.78E-08	2.95E-10	1.74E-09
Silica				
Sulfate				
Tetraoxo-sulfate(1-)				
Vanadium	6.56E-05	9.12E-08	1.51E-09	8.91E-11
Zinc	1.61E-03	8.97E-07	1.49E-08	6.13E-08
1,1-Dichloroethene	6.95E-06	4.44E-12	7.35E-14	
1,2-Dichloroethene	1.71E-06	5.26E-13	8.71E-15	
Bis(2-ethylhexyl)phthalate	7.81E-03	2.77E-08	4.58E-10	
Carbon tetrachloride	4.24E-06	4.71E-12	7.80E-14	
Trichloroethene	2.65E-03	2.36E-09	3.90E-11	
cis-1,2-Dichloroethene	1.10E-05	7.40E-12	1.23E-13	
Plutonium-239	5.70E+02	1.06E-03	1.75E-05	3.10E-04
Radon-222	3.46E+07	5.08E+03	8.41E+01	
Technetium-99	3.79E+04	1.05E+00	1.74E-02	3.08E-01

----- AREA_CODE=f MEDIA=UCRS Groundwater -----

Analyte	Ingestion of fish	Ingestion of venison	Ingestion of rabbit	Ingestion of quail
Aluminum		5.14E-06	8.52E-08	5.02E-09
Barium	4.33E-05	1.20E-08	1.99E-10	5.29E-10
Iron	7.30E-02	4.06E-05	6.73E-07	1.98E-06
Manganese	2.75E-03	1.91E-08	3.17E-10	1.87E-09
Silica				
Tetraoxo-sulfate(1-)				
Vanadium	3.98E-05	5.53E-08	9.16E-10	5.40E-11
Zinc	5.58E-03	3.10E-06	5.14E-08	2.12E-07
Trichloroethene	4.78E-06	4.25E-12	7.05E-14	
Radon-222	3.09E+07	4.52E+03	7.50E+01	
Technetium-99	1.16E+05	3.22E+00	5.34E-02	9.44E-01

----- AREA_CODE=g MEDIA=McNairy Groundwater -----

Analyte	Ingestion of fish	Ingestion of venison	Ingestion of rabbit	Ingestion of quail
Arsenic		2.49E-09	4.12E-11	2.43E-12
Mercury	8.98E-05	4.99E-09	8.27E-11	1.46E-11
Silica				
Tetraoxo-sulfate(1-)				
Neptunium-237	2.03E+03	2.86E-01	4.73E-03	2.79E-04
Plutonium-239	4.83E+02	8.95E-04	1.48E-05	2.62E-04
Radium-226	6.69E+04	9.47E+00	1.57E-01	

----- AREA_CODE=g MEDIA=RGA Groundwater -----

Analyte	Ingestion of fish	Ingestion of venison	Ingestion of rabbit	Ingestion of quail
Aluminum		1.12E-06	1.86E-08	1.10E-09

Table 3.42c Chronic daily intakes for excess lifetime cancer risk for biota consumption by an adult recreator
(continued)

----- AREA_CODE=g MEDIA=RGA Groundwater -----
(continued)

Analyte	Ingestion of fish	Ingestion of venison	Ingestion of rabbit	Ingestion of quail
Arsenic		2.49E-09	4.13E-11	2.44E-12
Cadmium	2.15E-04	2.39E-09	3.96E-11	4.66E-09
Chromium	1.44E-03	3.60E-07	5.97E-09	3.52E-10
Iron	5.34E-02	2.97E-05	4.92E-07	1.45E-06
Lead	1.79E-03	1.33E-08	2.20E-10	1.30E-11
Manganese	2.09E-03	1.45E-08	2.41E-10	1.42E-09
Nickel	1.17E-03	3.26E-07	5.40E-09	
Silica				
Tetraoxo-sulfate(1-)				
Zinc	4.85E-03	2.70E-06	4.47E-08	1.84E-07
Trichloroethene	3.51E-06	3.12E-12	5.17E-14	
Neptunium-237	1.38E+03	1.94E-01	3.21E-03	1.89E-04
Radium-226	2.62E+04	3.71E+00	6.14E-02	
Radon-222	4.13E+07	6.05E+03	1.00E+02	
Technetium-99	7.33E+04	2.04E+00	3.38E-02	5.97E-01
Thorium-230	9.08E+03	5.05E-02	8.36E-04	4.93E-05

----- AREA_CODE=g MEDIA=UCRS Groundwater -----

Analyte	Ingestion of fish	Ingestion of venison	Ingestion of rabbit	Ingestion of quail
Aluminum		6.95E-07	1.15E-08	6.79E-10
Chromium	1.61E-03	4.02E-07	6.66E-09	3.93E-10
Manganese	2.10E-02	1.46E-07	2.42E-09	1.43E-08
Nitrate as Nitrogen				
Silica				
Tetraoxo-sulfate(1-)				
Vanadium	9.10E-05	1.26E-07	2.10E-09	1.23E-10
Zinc	2.96E-03	1.65E-06	2.73E-08	1.13E-07
Neptunium-237	6.10E+02	8.56E-02	1.42E-03	8.36E-05
Plutonium-239	4.04E+02	7.48E-04	1.24E-05	2.19E-04
Radium-226	7.43E+04	1.05E+01	1.74E-01	
Radon-222	4.00E+07	5.85E+03	9.70E+01	
Technetium-99	7.97E+04	2.22E+00	3.67E-02	6.49E-01

----- AREA_CODE=h MEDIA=McNairy Groundwater -----

Analyte	Ingestion of fish	Ingestion of venison	Ingestion of rabbit	Ingestion of quail
Fluoride				
Silica				
Tetraoxo-sulfate(1-)				
Radium-226	6.39E+04	9.04E+00	1.50E-01	
Radon-222	1.71E+07	2.51E+03	4.15E+01	
Thorium-230	1.63E+04	9.06E-02	1.50E-03	8.85E-05

----- AREA_CODE=h MEDIA=Other Groundwater -----

Analyte	Ingestion of fish	Ingestion of venison	Ingestion of rabbit	Ingestion of quail
Antimony	3.88E-04	8.64E-10	1.43E-11	8.44E-13
Barium	2.00E-05	5.57E-09	9.23E-11	2.45E-10
Chromium	4.96E-04	1.24E-07	2.06E-09	1.21E-10
Fluoride				
Iron	7.83E-03	4.36E-06	7.22E-08	2.13E-07

Table 3.42c Chronic daily intakes for excess lifetime cancer risk for biota consumption by an adult recreator
(continued)

----- AREA_CODE=h MEDIA=Other Groundwater -----
(continued)

Analyte	Ingestion of fish	Ingestion of venison	Ingestion of rabbit	Ingestion of quail
Manganese	1.12E-03	7.77E-09	1.29E-10	7.58E-10
Mercury	2.57E-05	1.43E-09	2.37E-11	4.19E-12
Nickel	5.17E-04	1.44E-07	2.38E-09	
Nitrate as Nitrogen				
Silica				
Tetraoxo-sulfate(1-)				
Thallium		1.44E-06	2.38E-08	1.40E-09
Vanadium	1.05E-04	1.46E-07	2.42E-09	1.43E-10
Zinc	1.73E-03	9.64E-07	1.60E-08	6.59E-08
Neptunium-237	5.85E+02	8.22E-02	1.36E-03	8.03E-05
Radium-226	2.61E+04	3.69E+00	6.11E-02	
Radon-222	5.59E+07	8.19E+03	1.36E+02	
Thorium-230	9.67E+03	5.38E-02	8.91E-04	5.25E-05

----- AREA_CODE=h MEDIA=RGA Groundwater -----

Analyte	Ingestion of fish	Ingestion of venison	Ingestion of rabbit	Ingestion of quail
Aluminum		1.72E-06	2.86E-08	1.68E-09
Arsenic		2.77E-09	4.59E-11	2.70E-12
Barium	3.32E-05	9.22E-09	1.53E-10	4.05E-10
Chromium	2.49E-03	6.24E-07	1.03E-08	6.09E-10
Iron	1.31E-01	7.26E-05	1.20E-06	3.55E-06
Manganese	1.64E-03	1.14E-08	1.89E-10	1.11E-09
Nitrate as Nitrogen				
Tetraoxo-sulfate(1-)				
Uranium	2.75E-06	4.58E-10	7.59E-12	1.49E-09
Vanadium	6.04E-05	8.40E-08	1.39E-09	8.20E-11
Trichloroethene	4.19E-06	3.73E-12	6.17E-14	
cis-1,2-Dichloroethene	3.51E-06	2.37E-12	3.93E-14	
Radon-222	2.21E+07	3.23E+03	5.35E+01	
Technetium-99	5.99E+04	1.67E+00	2.76E-02	4.88E-01

----- AREA_CODE=h MEDIA=UCRS Groundwater -----

Analyte	Ingestion of fish	Ingestion of venison	Ingestion of rabbit	Ingestion of quail
Aluminum		1.22E-06	2.03E-08	1.19E-09
Barium	2.11E-05	5.86E-09	9.71E-11	2.58E-10
Iron	2.69E-02	1.50E-05	2.48E-07	7.32E-07
Manganese	1.61E-03	1.12E-08	1.86E-10	1.10E-09
Nickel	2.98E-03	8.29E-07	1.37E-08	
Nitrate as Nitrogen				
Silica				
Tetraoxo-sulfate(1-)				
Vanadium	3.58E-05	4.97E-08	8.24E-10	4.86E-11
Zinc	1.61E-03	8.95E-07	1.48E-08	6.12E-08
Radon-222	1.76E+07	2.57E+03	4.27E+01	

----- AREA_CODE=i MEDIA=McNairy Groundwater -----

Analyte	Ingestion of fish	Ingestion of venison	Ingestion of rabbit	Ingestion of quail
Manganese	2.59E-02	1.80E-07	2.99E-09	1.76E-08
Silica				

Table 3.42c Chronic daily intakes for excess lifetime cancer risk for biota consumption by an adult recreator
(continued)

----- AREA_CODE=i MEDIA=McNairy Groundwater -----
(continued)

Analyte	Ingestion of fish	Ingestion of venison	Ingestion of rabbit	Ingestion of quail
Tetraoxo-sulfate(1-) Vanadium	1.67E-04	2.33E-07	3.85E-09	2.27E-10

----- AREA_CODE=i MEDIA=RGa Groundwater -----

Analyte	Ingestion of fish	Ingestion of venison	Ingestion of rabbit	Ingestion of quail
Aluminum		8.33E-07	1.38E-08	8.13E-10
Antimony	7.45E-04	1.66E-09	2.75E-11	1.62E-12
Arsenic		2.69E-09	4.45E-11	2.62E-12
Barium	3.62E-05	1.01E-08	1.67E-10	4.42E-10
Beryllium	7.11E-05	3.95E-09	6.55E-11	3.86E-12
Bicarbonate				
Boron		1.05E-07	1.74E-09	
Cadmium	7.04E-05	7.83E-10	1.30E-11	1.53E-09
Cerium				
Chromium	4.70E-03	1.18E-06	1.95E-08	1.15E-09
Cobalt	7.69E-04	1.43E-09	2.36E-11	2.78E-08
Copper	5.36E-04	1.34E-07	2.22E-09	7.28E-09
Fluoride				
Gallium				
Iron	5.29E-02	2.94E-05	4.87E-07	1.44E-06
Lithium		1.99E-07	3.30E-09	
Manganese	4.86E-03	3.38E-08	5.60E-10	3.30E-09
Mercury	1.18E-05	6.56E-10	1.09E-11	1.92E-12
Nickel	6.72E-04	1.87E-07	3.10E-09	
Selenium		1.25E-07	2.07E-09	1.10E-08
Silica				
Silver	9.39E-06	3.13E-08	5.19E-10	2.04E-08
Sulfate				
Tetraoxo-sulfate(1-)				
Thorium				
Titanium		5.43E-07	8.99E-09	
Uranium	1.02E-06	1.71E-10	2.83E-12	5.56E-10
Vanadium	6.39E-05	8.88E-08	1.47E-09	8.67E-11
Zinc	5.04E-03	2.80E-06	4.65E-08	1.92E-07
Zirconium	2.68E-04	4.97E-12	8.24E-14	2.91E-13
1,2-Dichlorobenzene	1.15E-06	1.78E-12	2.95E-14	
1,2-Dichloroethene	1.66E-07	5.11E-14	8.46E-16	
1,3,5-Trimethylbenzene	1.15E-05	2.49E-11	4.12E-13	
1,4-Dichlorobenzene	1.25E-06	1.94E-12	3.21E-14	
4-Bromofluorobenzene				
4-Methyl-2-pentanone	3.43E-06	1.57E-12	2.61E-14	
Acetone	2.80E-07	5.80E-14	9.60E-16	
Acrylonitrile	8.16E-07	2.21E-13	3.66E-15	
Benzene	2.08E-06	1.57E-12	2.59E-14	
Bis(2-ethylhexyl)phthalate	1.48E-03	5.25E-09	8.69E-11	
Bromomethane	4.30E-07	1.97E-13	3.27E-15	
Carbazole	3.52E-04	6.79E-10	1.13E-11	
Chloroform	3.49E-06	2.49E-12	4.12E-14	
Chloromethane	5.18E-07	2.02E-13	3.35E-15	
Chrysene	6.79E-04	3.74E-09	6.19E-11	
Di-n-butyl phthalate	1.57E-03	5.55E-09	9.19E-11	
Dimethylbenzene	5.09E-05	7.44E-11	1.23E-12	
Ethanol				
Ethylbenzene	1.20E-05	1.57E-11	2.59E-13	
Methylene chloride	1.82E-06	8.83E-13	1.46E-14	
PCB-1254	8.09E-04	5.26E-09	8.71E-11	5.01E-10
Polychlorinated biphenyl	1.91E-04	1.24E-09	2.06E-11	

Table 3.42c Chronic daily intakes for excess lifetime cancer risk for biota consumption by an adult recreator
(continued)

----- AREA_CODE=i MEDIA=RGa Groundwater -----
(continued)

Analyte	Ingestion of fish	Ingestion of venison	Ingestion of rabbit	Ingestion of quail
Tetrachloroethene	9.97E-06	9.90E-12	1.64E-13	
Trichloroethene	1.43E-05	1.28E-11	2.11E-13	
Vinyl chloride	6.10E-07	3.12E-13	5.17E-15	
m,p-Xylene	9.26E-07	1.35E-12	2.24E-14	
trans-1,3-Dichloropropene				
Americium-241	1.91E+03	1.42E-02	2.35E-04	2.07E-03
Cesium-137	1.37E+05	1.91E+01	3.16E-01	3.71E+00
Cobalt-60	3.56E+04	6.61E-02	1.09E-03	1.29E+00
Radium-226	4.72E+04	6.67E+00	1.11E-01	
Radon-222	3.76E+07	5.51E+03	9.13E+01	
Technetium-99	1.81E+05	5.05E+00	8.36E-02	1.48E+00

----- AREA_CODE=i MEDIA=UCRS Groundwater -----

Analyte	Ingestion of fish	Ingestion of venison	Ingestion of rabbit	Ingestion of quail
Aluminum		3.79E-06	6.28E-08	3.70E-09
Antimony	1.30E-04	2.89E-10	4.79E-12	2.82E-13
Arsenic		6.59E-09	1.09E-10	6.44E-12
Barium	1.05E-04	2.92E-08	4.84E-10	1.28E-09
Cadmium	1.18E-04	1.31E-09	2.18E-11	2.57E-09
Chromium	5.11E-04	1.28E-07	2.12E-09	1.25E-10
Cobalt	6.84E-04	1.27E-09	2.10E-11	2.48E-08
Copper	5.05E-03	1.26E-06	2.09E-08	6.86E-08
Fluoride				
Iron	9.89E-02	5.50E-05	9.11E-07	2.68E-06
Lead	1.54E-03	1.14E-08	1.89E-10	1.11E-11
Manganese	4.74E-02	3.29E-07	5.46E-09	3.22E-08
Mercury	1.08E-05	6.01E-10	9.96E-12	1.76E-12
Nickel	4.78E-04	1.33E-07	2.20E-09	
Silica				
Silver	8.40E-06	2.80E-08	4.64E-10	1.82E-08
Sulfate				
Tetraoxo-sulfate(1-)				
Thallium		1.63E-07	2.70E-09	1.59E-10
Uranium	1.01E-05	1.68E-09	2.79E-11	5.47E-09
Vanadium	2.71E-04	3.77E-07	6.24E-09	3.68E-10
Zinc	2.59E-02	1.44E-05	2.39E-07	9.85E-07
Benzene	5.13E-06	3.86E-12	6.40E-14	
Bromodichloromethane	5.25E-06	3.96E-12	6.56E-14	
Chloroform	4.97E-06	3.55E-12	5.88E-14	
Dibromochloromethane	4.95E-06	3.94E-12	6.53E-14	
Ethanol				
Methylene chloride	2.21E-06	1.07E-12	1.77E-14	
Trichloroethene	1.20E-05	1.06E-11	1.76E-13	
Cesium-137	2.88E+05	4.02E+01	6.66E-01	7.82E+00
Cobalt-60	6.54E+04	1.21E-01	2.01E-03	2.37E+00
Radium-226	4.88E+04	6.90E+00	1.14E-01	
Radon-222	3.08E+07	4.51E+03	7.47E+01	
Technetium-99	9.53E+04	2.65E+00	4.39E-02	7.77E-01

----- AREA_CODE=j MEDIA=McNairy Groundwater -----

Analyte	Ingestion of fish	Ingestion of venison	Ingestion of rabbit	Ingestion of quail
Aluminum		1.52E-06	2.52E-08	1.49E-09
Arsenic		8.49E-08	1.41E-09	8.29E-11

Table 3.42c Chronic daily intakes for excess lifetime cancer risk for biota consumption by an adult recreator
(continued)

----- AREA_CODE=j MEDIA=McNairy Groundwater -----
(continued)

Analyte	Ingestion of fish	Ingestion of venison	Ingestion of rabbit	Ingestion of quail
Manganese	1.08E-01	7.51E-07	1.24E-08	7.33E-08
Molybdenum	2.82E-04	1.57E-07	2.60E-09	1.53E-07
Sulfate				

----- AREA_CODE=j MEDIA=RGA Groundwater -----

Analyte	Ingestion of fish	Ingestion of venison	Ingestion of rabbit	Ingestion of quail
Aluminum		2.53E-06	4.20E-08	2.47E-09
Arsenic		4.27E-09	7.07E-11	4.17E-12
Iron	8.31E-02	4.62E-05	7.66E-07	2.26E-06
Manganese	8.43E-02	5.86E-07	9.70E-09	5.72E-08
Molybdenum	1.11E-04	6.16E-08	1.02E-09	6.02E-08
Silica				
Sulfate				
Thallium		1.44E-06	2.39E-08	1.41E-09
Vanadium	8.53E-05	1.19E-07	1.96E-09	1.16E-10

----- AREA_CODE=k MEDIA=Other Groundwater -----

Analyte	Ingestion of fish	Ingestion of venison	Ingestion of rabbit	Ingestion of quail
Aluminum		6.21E-06	1.03E-07	6.07E-09
Ammonia as Nitrogen	2.14E-04	5.06E-11	8.38E-13	
Antimony	4.68E-04	1.04E-09	1.72E-11	1.02E-12
Arsenic		2.69E-09	4.46E-11	2.63E-12
Barium	3.45E-05	9.58E-09	1.59E-10	4.21E-10
Beryllium	5.33E-05	2.96E-09	4.91E-11	2.89E-12
Cadmium	2.86E-04	3.18E-09	5.27E-11	6.22E-09
Chromium	4.83E-04	1.21E-07	2.00E-09	1.18E-10
Cobalt	1.42E-03	2.62E-09	4.35E-11	5.12E-08
Fluoride				
Iron	2.90E+00	1.61E-03	2.67E-05	7.87E-05
Kjeldahl Nitrogen				
Lead	4.11E-03	3.05E-08	5.05E-10	2.98E-11
Manganese	4.21E-01	2.93E-06	4.85E-08	2.86E-07
Mercury	9.67E-06	5.38E-10	8.91E-12	1.57E-12
Nickel	8.67E-04	2.41E-07	3.99E-09	
Nitrate as Nitrogen				
Silica				
Strontium	3.24E-03	2.41E-06	3.99E-08	2.35E-08
Sulfate				
Sulfide				
Tetraoxo-sulfate(1-)				
Tin	1.40E-03	2.59E-08	4.29E-10	
Uranium	2.97E-06	4.96E-10	8.21E-12	1.61E-09
Vanadium	1.22E-04	1.70E-07	2.82E-09	1.66E-10
Zinc	8.71E-03	4.85E-06	8.03E-08	3.31E-07
1,1-Dichloroethane	2.07E-05	1.32E-11	2.19E-13	
1,1-Dichloroethene	3.28E-05	2.09E-11	3.47E-13	
1,2-Dichloroethene	1.16E-05	3.58E-12	5.94E-14	
Acetone	1.73E-06	3.58E-13	5.93E-15	
Di-n-butyl phthalate	1.55E-03	5.50E-09	9.11E-11	
Methylene chloride	2.28E-06	1.10E-12	1.83E-14	
Naphthalene	2.29E-04	3.35E-10	5.55E-12	
Phenanthrene	3.30E-04	9.90E-10	1.64E-11	2.58E-10
Trichloroethene	1.14E-04	1.02E-10	1.68E-12	

Table 3.42c Chronic daily intakes for excess lifetime cancer risk for biota consumption by an adult recreator
(continued)

----- AREA_CODE=k MEDIA=Other Groundwater -----
(continued)

Analyte	Ingestion of fish	Ingestion of venison	Ingestion of rabbit	Ingestion of quail
Vinyl chloride	9.15E-06	4.68E-12	7.76E-14	
cis-1,2-Dichloroethene	1.39E-04	9.40E-11	1.56E-12	
Neptunium-237	2.04E+03	2.86E-01	4.74E-03	2.80E-04
Radium-226	4.46E+04	6.31E+00	1.05E-01	
Radon-222	5.87E+07	8.60E+03	1.42E+02	
Technetium-99	3.24E+04	9.02E-01	1.49E-02	2.64E-01
Thorium-228	6.99E+04	3.59E+01	5.95E-01	6.77E-05
Uranium-234	3.32E+03	5.55E-01	9.19E-03	1.80E+00
Uranium-235	4.59E+03	9.29E-02	1.54E-03	2.27E-01
Uranium-238	4.63E+04	8.32E-01	1.38E-02	1.93E+00

----- AREA_CODE=l MEDIA=McNairy Groundwater -----

Analyte	Ingestion of fish	Ingestion of venison	Ingestion of rabbit	Ingestion of quail
Aluminum		2.86E-07	4.74E-09	2.80E-10
Antimony	8.37E-04	1.86E-09	3.09E-11	1.82E-12
Nitrate as Nitrogen				
Silica				
Tetraoxo-sulfate(1-)				
Thallium		7.58E-06	1.26E-07	7.40E-09
Zinc	1.10E-02	6.10E-06	1.01E-07	4.17E-07
Trichloroethene	1.56E-03	1.38E-09	2.29E-11	
Technetium-99	3.03E+05	8.43E+00	1.40E-01	2.47E+00

----- AREA_CODE=l MEDIA=Other Groundwater -----

Analyte	Ingestion of fish	Ingestion of venison	Ingestion of rabbit	Ingestion of quail
Methylene chloride	2.56E-06	1.24E-12	2.06E-14	

----- AREA_CODE=l MEDIA=RGa Groundwater -----

Analyte	Ingestion of fish	Ingestion of venison	Ingestion of rabbit	Ingestion of quail
Aluminum		1.20E-06	1.98E-08	1.17E-09
Arsenic		3.24E-09	5.36E-11	3.16E-12
Barium	8.39E-05	2.33E-08	3.86E-10	1.02E-09
Beryllium	5.30E-05	2.95E-09	4.88E-11	2.88E-12
Cadmium	1.68E-04	1.87E-09	3.10E-11	3.66E-09
Chromium	1.02E-03	2.54E-07	4.21E-09	2.48E-10
Cobalt	6.92E-04	1.28E-09	2.13E-11	2.50E-08
Fluoride				
Iron	9.45E-02	5.26E-05	8.71E-07	2.57E-06
Lead	1.33E-03	9.85E-09	1.63E-10	9.61E-12
Manganese	1.42E-02	9.84E-08	1.63E-09	9.61E-09
Mercury	2.68E-05	1.49E-09	2.47E-11	4.37E-12
Molybdenum	2.59E-05	1.44E-08	2.38E-10	1.40E-08
Nitrate as Nitrogen				
Selenium		1.88E-07	3.12E-09	1.65E-08
Silica				
Sulfate				
Tetraoxo-sulfate(1-)				
Thallium		1.44E-06	2.39E-08	1.41E-09
Tin	6.19E-02	1.15E-06	1.90E-08	

Table 3.42c Chronic daily intakes for excess lifetime cancer risk for biota consumption by an adult recreator
(continued)

----- AREA_CODE=1 MEDIA=RGa Groundwater -----
(continued)

Analyte	Ingestion of fish	Ingestion of venison	Ingestion of rabbit	Ingestion of quail
Uranium	4.19E-06	6.99E-10	1.16E-11	2.28E-09
Vanadium	3.99E-05	5.54E-08	9.18E-10	5.41E-11
Zinc	2.46E-03	1.37E-06	2.26E-08	9.33E-08
1,1,2-Trichloroethane	3.49E-06	2.49E-12	4.12E-14	
1,1-Dichloroethene	7.99E-05	5.10E-11	8.45E-13	
1,2-Dichloroethane	8.00E-07	4.33E-13	7.17E-15	
Acetone	5.64E-07	1.17E-13	1.93E-15	
Bis(2-ethylhexyl)phthalate	5.58E-04	1.98E-09	3.27E-11	
Butyl benzyl phthalate	2.79E-04	9.88E-10	1.64E-11	
Carbon tetrachloride	1.13E-03	1.26E-09	2.08E-11	
Chlorobenzene	1.41E-05	1.57E-11	2.60E-13	
Chloroform	2.44E-05	1.74E-11	2.88E-13	
Di-n-butyl phthalate	3.68E-03	1.30E-08	2.16E-10	
Dimethylbenzene	1.28E-02	1.88E-08	3.11E-10	
Ethane				
Ethylbenzene	5.09E-03	6.66E-09	1.10E-10	
Ethylene				
Methylene chloride	6.40E-06	3.10E-12	5.13E-14	
Tetrachloroethene	1.59E-03	1.58E-09	2.62E-11	
Trichloroethene	4.90E-02	4.35E-08	7.22E-10	
Vinyl chloride	2.78E-03	1.42E-09	2.35E-11	
cis-1,2-Dichloroethene	3.33E-03	2.25E-09	3.73E-11	
trans-1,2-Dichloroethene	1.46E-04	4.51E-11	7.47E-13	
Americium-241	2.28E+03	1.69E-02	2.81E-04	2.48E-03
Cesium-137	6.63E+06	9.23E+02	1.53E+01	1.80E+02
Cobalt-60	4.52E+04	8.38E-02	1.39E-03	1.64E+00
Neptunium-237	5.38E+03	7.55E-01	1.25E-02	7.37E-04
Plutonium-239	1.59E+02	2.94E-04	4.87E-06	8.61E-05
Radium-226	3.37E+06	4.77E+02	7.90E+00	
Radon-222	2.82E+07	4.13E+03	6.84E+01	
Technetium-99	1.11E+06	3.10E+01	5.13E-01	9.07E+00
Thorium-230	8.62E+03	4.79E-02	7.94E-04	4.68E-05
Uranium-234	2.60E+03	4.33E-01	7.18E-03	1.41E+00
Uranium-235	2.30E+04	4.66E-01	7.72E-03	1.14E+00
Uranium-235/236	2.29E+03	4.64E-02	7.68E-04	1.13E-01
Uranium-238	4.48E+05	8.05E+00	1.33E-01	1.87E+01

----- AREA_CODE=1 MEDIA=UCRS Groundwater -----

Analyte	Ingestion of fish	Ingestion of venison	Ingestion of rabbit	Ingestion of quail
Aluminum		1.97E-06	3.26E-08	1.92E-09
Ammonia as Nitrogen	3.75E-06	8.86E-13	1.47E-14	
Antimony	2.50E-04	5.55E-10	9.20E-12	5.42E-13
Arsenic		1.42E-08	2.35E-10	1.38E-11
Barium	1.05E-04	2.93E-08	4.86E-10	1.29E-09
Beryllium	1.52E-05	8.45E-10	1.40E-11	8.26E-13
Cadmium	1.41E-04	1.57E-09	2.60E-11	3.06E-09
Chromium	6.15E-04	1.54E-07	2.55E-09	1.50E-10
Cobalt	6.49E-04	1.20E-09	1.99E-11	2.35E-08
Fluoride				
Iron	8.52E-02	4.74E-05	7.85E-07	2.31E-06
Kjeldahl Nitrogen				
Lead	1.25E-03	9.26E-09	1.53E-10	9.04E-12
Manganese	1.88E-02	1.30E-07	2.16E-09	1.27E-08
Mercury	2.68E-05	1.49E-09	2.47E-11	4.37E-12
Molybdenum	8.94E-06	4.97E-09	8.24E-11	4.86E-09
Nickel	1.20E-03	3.35E-07	5.55E-09	
Nitrate as Nitrogen				

Table 3.42c Chronic daily intakes for excess lifetime cancer risk for biota consumption by an adult recreator
(continued)

----- AREA_CODE=1 MEDIA=UCRS Groundwater -----
(continued)

Analyte	Ingestion of fish	Ingestion of venison	Ingestion of rabbit	Ingestion of quail
Nitrate/Nitrite				
Orthophosphate				
Selenium		1.29E-07	2.14E-09	1.14E-08
Silica				
Strontium	6.91E-03	5.12E-06	8.49E-08	5.00E-08
Sulfate				
Sulfide				
Tetraoxo-sulfate(1-)				
Thallium		1.11E-06	1.83E-08	1.08E-09
Tin	6.98E-03	1.29E-07	2.14E-09	
Uranium	1.05E-05	1.75E-09	2.90E-11	5.69E-09
Vanadium	6.93E-05	9.64E-08	1.60E-09	9.41E-11
Zinc	1.62E-03	9.00E-07	1.49E-08	6.15E-08
1,1-Dichloroethene	2.46E-04	1.57E-10	2.60E-12	
1,2-Dichloroethane	1.45E-06	7.86E-13	1.30E-14	
1,2-Dichloroethene	4.60E-07	1.42E-13	2.35E-15	
2,4-Dimethylphenol	1.30E-05	1.09E-11	1.81E-13	
Benzene	1.62E-05	1.22E-11	2.02E-13	
Bis(2-ethylhexyl)phthalate	2.79E-04	9.88E-10	1.64E-11	
Chloroethane	5.00E-04	2.56E-10	4.24E-12	
Chloroform	2.96E-05	2.11E-11	3.50E-13	
Di-n-butyl phthalate	2.73E-04	9.68E-10	1.60E-11	
Dimethylbenzene	1.44E-02	2.11E-08	3.50E-10	
Ethane				
Ethylbenzene	5.74E-03	7.52E-09	1.25E-10	
Ethylene				
Fluorene	4.59E-04	1.23E-09	2.04E-11	
Isophorone	5.19E-06	3.14E-12	5.20E-14	
Methylene chloride	5.22E-06	2.53E-12	4.19E-14	
Naphthalene	2.39E-04	3.50E-10	5.80E-12	
Phenanthrene	6.42E-04	1.93E-09	3.19E-11	5.02E-10
Trichloroethene	1.17E-01	1.04E-07	1.73E-09	
Vinyl chloride	3.05E-03	1.56E-09	2.59E-11	
cis-1,2-Dichloroethene	7.17E-03	4.84E-09	8.02E-11	
trans-1,2-Dichloroethene	6.10E-05	1.88E-11	3.11E-13	
Americium-241	1.63E+03	1.21E-02	2.00E-04	1.77E-03
Cobalt-60	5.76E+04	1.07E-01	1.77E-03	2.08E+00
Neptunium-237	3.23E+03	4.54E-01	7.52E-03	4.43E-04
Plutonium-239	9.56E+02	1.77E-03	2.94E-05	5.19E-04
Radium-226	3.38E+04	4.78E+00	7.91E-02	
Radon-222	6.28E+07	9.19E+03	1.52E+02	
Technetium-99	5.85E+05	1.63E+01	2.70E-01	4.77E+00
Thorium-228	5.73E+04	2.95E+01	4.89E-01	5.56E-05
Uranium-234	6.93E+03	1.16E+00	1.92E-02	3.76E+00
Uranium-235	1.66E+04	3.35E-01	5.55E-03	8.17E-01
Uranium-235/236	1.41E+03	2.85E-02	4.72E-04	6.95E-02
Uranium-238	2.40E+05	4.30E+00	7.13E-02	1.00E+01

----- AREA_CODE=m MEDIA=McNairy Groundwater -----

Analyte	Ingestion of fish	Ingestion of venison	Ingestion of rabbit	Ingestion of quail
Aluminum		4.90E-07	8.11E-09	4.78E-10
Arsenic		5.61E-09	9.30E-11	5.48E-12
Barium	7.11E-05	1.98E-08	3.27E-10	8.69E-10
Beryllium	6.09E-05	3.39E-09	5.61E-11	3.31E-12
Cadmium	3.31E-04	3.68E-09	6.09E-11	7.18E-09
Chromium	1.48E-03	3.70E-07	6.13E-09	3.61E-10
Cobalt	8.08E-04	1.50E-09	2.48E-11	2.93E-08

Table 3.42c Chronic daily intakes for excess lifetime cancer risk for biota consumption by an adult recreator
(continued)

----- AREA_CODE=m MEDIA=McNairy Groundwater -----
(continued)

Analyte	Ingestion of fish	Ingestion of venison	Ingestion of rabbit	Ingestion of quail
Fluoride				
Iron	5.39E-01	3.00E-04	4.96E-06	1.46E-05
Manganese	1.72E-02	1.19E-07	1.98E-09	1.16E-08
Mercury	3.07E-05	1.71E-09	2.83E-11	5.00E-12
Molybdenum	3.23E-05	1.80E-08	2.98E-10	1.75E-08
Nickel	3.75E-04	1.04E-07	1.73E-09	
Silica				
Sulfate				
Tetraoxo-sulfate(1-)				
Uranium	1.74E-06	2.91E-10	4.82E-12	9.47E-10
Vanadium	1.34E-04	1.86E-07	3.08E-09	1.82E-10
Zinc	3.52E-03	1.96E-06	3.24E-08	1.34E-07
Trichloroethene	5.32E-06	4.73E-12	7.84E-14	
Neptunium-237	1.78E+02	2.50E-02	4.14E-04	2.44E-05
Plutonium-239	2.27E+02	4.21E-04	6.98E-06	1.23E-04
Radium-226	5.18E+04	7.32E+00	1.21E-01	
Radon-222	1.57E+07	2.30E+03	3.80E+01	
Technetium-99	2.37E+04	6.59E-01	1.09E-02	1.93E-01
Thorium-230	7.31E+03	4.07E-02	6.74E-04	3.97E-05

----- AREA_CODE=m MEDIA=Other Groundwater -----

Analyte	Ingestion of fish	Ingestion of venison	Ingestion of rabbit	Ingestion of quail
Aluminum		2.61E-06	4.32E-08	2.54E-09
Ammonia as Nitrogen	2.14E-04	5.06E-11	8.38E-13	
Antimony	3.20E-04	7.11E-10	1.18E-11	6.95E-13
Arsenic		2.63E-09	4.36E-11	2.57E-12
Barium	3.63E-05	1.01E-08	1.67E-10	4.43E-10
Beryllium	2.44E-05	1.36E-09	2.25E-11	1.33E-12
Cadmium	2.86E-04	3.18E-09	5.27E-11	6.22E-09
Chromium	4.77E-04	1.19E-07	1.98E-09	1.16E-10
Cobalt	1.71E-03	3.17E-09	5.25E-11	6.19E-08
Fluoride				
Iron	8.30E-01	4.62E-04	7.65E-06	2.25E-05
Kjeldahl Nitrogen				
Lead	3.29E-03	2.44E-08	4.04E-10	2.38E-11
Manganese	1.42E-01	9.90E-07	1.64E-08	9.67E-08
Mercury	1.62E-05	9.02E-10	1.49E-11	2.64E-12
Nickel	5.66E-04	1.57E-07	2.61E-09	
Nitrate as Nitrogen				
Silica				
Strontium	3.24E-03	2.41E-06	3.99E-08	2.35E-08
Sulfate				
Sulfide				
Tetraoxo-sulfate(1-)				
Thallium		1.49E-06	2.47E-08	1.46E-09
Tin	1.40E-03	2.59E-08	4.29E-10	
Uranium	2.46E-06	4.11E-10	6.80E-12	1.34E-09
Vanadium	9.75E-05	1.36E-07	2.25E-09	1.32E-10
Zinc	4.09E-03	2.27E-06	3.77E-08	1.55E-07
1,1-Dichloroethane	2.04E-05	1.30E-11	2.16E-13	
1,1-Dichloroethene	3.24E-05	2.07E-11	3.43E-13	
1,2-Dichloroethene	1.16E-05	3.58E-12	5.94E-14	
Acetone	1.73E-06	3.58E-13	5.93E-15	
Di-n-butyl phthalate	1.55E-03	5.50E-09	9.11E-11	
Methylene chloride	2.28E-06	1.10E-12	1.83E-14	
Naphthalene	2.29E-04	3.35E-10	5.55E-12	
Phenanthrene	3.30E-04	9.90E-10	1.64E-11	2.58E-10

Table 3.42c Chronic daily intakes for excess lifetime cancer risk for biota consumption by an adult recreator
(continued)

----- AREA_CODE=m MEDIA=Other Groundwater -----
(continued)

Analyte	Ingestion of fish	Ingestion of venison	Ingestion of rabbit	Ingestion of quail
Trichloroethene	8.51E-05	7.57E-11	1.25E-12	
Vinyl chloride	9.15E-06	4.68E-12	7.76E-14	
cis-1,2-Dichloroethene	1.32E-04	8.90E-11	1.47E-12	
Neptunium-237	7.02E+02	9.86E-02	1.63E-03	9.63E-05
Radium-226	2.69E+04	3.80E+00	6.30E-02	
Radon-222	5.76E+07	8.43E+03	1.40E+02	
Technetium-99	3.05E+04	8.48E-01	1.40E-02	2.48E-01
Thorium-228	6.99E+04	3.59E+01	5.95E-01	6.77E-05
Thorium-230	8.67E+03	4.82E-02	7.99E-04	4.71E-05
Uranium-234	3.32E+03	5.55E-01	9.19E-03	1.80E+00
Uranium-235	4.59E+03	9.29E-02	1.54E-03	2.27E-01
Uranium-238	4.63E+04	8.32E-01	1.38E-02	1.93E+00

----- AREA_CODE=m MEDIA=RGa Groundwater -----

Analyte	Ingestion of fish	Ingestion of venison	Ingestion of rabbit	Ingestion of quail
Aluminum		5.83E-07	9.66E-09	5.70E-10
Antimony	7.06E-04	1.57E-09	2.60E-11	1.53E-12
Arsenic		2.62E-09	4.34E-11	2.56E-12
Barium	3.51E-05	9.75E-09	1.62E-10	4.28E-10
Beryllium	6.40E-05	3.56E-09	5.90E-11	3.48E-12
Bicarbonate				
Boron		1.05E-07	1.74E-09	
Cadmium	1.79E-04	1.99E-09	3.29E-11	3.88E-09
Cerium				
Chromium	3.23E-03	8.07E-07	1.34E-08	7.88E-10
Cobalt	7.61E-04	1.41E-09	2.34E-11	2.76E-08
Copper	5.24E-04	1.31E-07	2.17E-09	7.12E-09
Fluoride				
Gallium				
Iron	4.43E-02	2.47E-05	4.09E-07	1.20E-06
Lead	1.37E-03	1.01E-08	1.68E-10	9.89E-12
Lithium		1.99E-07	3.30E-09	
Manganese	3.78E-03	2.63E-08	4.36E-10	2.57E-09
Mercury	1.11E-05	6.17E-10	1.02E-11	1.81E-12
Molybdenum	2.56E-05	1.43E-08	2.36E-10	1.39E-08
Nickel	5.83E-04	1.62E-07	2.69E-09	
Nitrate as Nitrogen				
Selenium		1.26E-07	2.09E-09	1.11E-08
Silica				
Silver	1.02E-05	3.41E-08	5.65E-10	2.22E-08
Sulfate				
Tetraoxo-sulfate(1-)				
Thallium		2.16E-06	3.58E-08	2.11E-09
Thorium				
Titanium		5.43E-07	8.99E-09	
Uranium	1.03E-06	1.71E-10	2.84E-12	5.58E-10
Vanadium	5.65E-05	7.85E-08	1.30E-09	7.67E-11
Zinc	5.04E-03	2.80E-06	4.64E-08	1.92E-07
Zirconium	2.68E-04	4.97E-12	8.24E-14	2.91E-13
1,1-Dichloroethene	2.46E-05	1.57E-11	2.60E-13	
1,2-Dichlorobenzene	1.15E-06	1.78E-12	2.95E-14	
1,2-Dichloroethene	2.38E-07	7.32E-14	1.21E-15	
1,3,5-Trimethylbenzene	1.15E-05	2.49E-11	4.12E-13	
1,4-Dichlorobenzene	1.25E-06	1.94E-12	3.21E-14	
2-Butanone	9.73E-07	2.67E-13	4.42E-15	
4-Bromofluorobenzene				
4-Methyl-2-pentanone	3.88E-06	1.78E-12	2.95E-14	

Table 3.42c Chronic daily intakes for excess lifetime cancer risk for biota consumption by an adult recreator
(continued)

----- AREA_CODE=m MEDIA=RGa Groundwater -----
(continued)

Analyte	Ingestion of fish	Ingestion of venison	Ingestion of rabbit	Ingestion of quail
Acetone	3.88E-07	8.03E-14	1.33E-15	
Acrylonitrile	8.16E-07	2.21E-13	3.66E-15	
Benzene	2.08E-06	1.57E-12	2.59E-14	
Bis(2-ethylhexyl)phthalate	1.67E-03	5.90E-09	9.78E-11	
Bromomethane	4.30E-07	1.97E-13	3.27E-15	
Carbazole	4.66E-04	8.99E-10	1.49E-11	
Carbon tetrachloride	4.24E-06	4.71E-12	7.80E-14	
Chloroform	3.49E-06	2.49E-12	4.12E-14	
Chloromethane	5.18E-07	2.02E-13	3.35E-15	
Chrysene	6.79E-04	3.74E-09	6.19E-11	
Di-n-butyl phthalate	1.66E-03	5.88E-09	9.74E-11	
Dimethylbenzene	1.02E-04	1.49E-10	2.47E-12	
Ethanol				
Ethylbenzene	1.20E-05	1.57E-11	2.59E-13	
Methylene chloride	1.85E-06	8.94E-13	1.48E-14	
PCB-1254	8.09E-04	5.26E-09	8.71E-11	5.01E-10
Polychlorinated biphenyl	1.91E-04	1.24E-09	2.06E-11	
Tetrachloroethene	9.97E-06	9.90E-12	1.64E-13	
Trichloroethene	2.05E-03	1.83E-09	3.03E-11	
Vinyl chloride	6.10E-07	3.12E-13	5.17E-15	
cis-1,2-Dichloroethene	3.22E-05	2.17E-11	3.60E-13	
m,p-Xylene	9.26E-07	1.35E-12	2.24E-14	
trans-1,2-Dichloroethene	6.10E-07	1.88E-13	3.11E-15	
trans-1,3-Dichloropropene				
Americium-241	1.06E+03	7.88E-03	1.31E-04	1.15E-03
Cesium-137	1.15E+05	1.60E+01	2.66E-01	3.12E+00
Cobalt-60	3.62E+04	6.71E-02	1.11E-03	1.31E+00
Neptunium-237	1.00E+03	1.41E-01	2.33E-03	1.37E-04
Plutonium-239	1.45E+02	2.69E-04	4.46E-06	7.89E-05
Radium-226	2.93E+04	4.15E+00	6.87E-02	
Radon-222	2.93E+07	4.29E+03	7.12E+01	
Technetium-99	4.07E+05	1.13E+01	1.87E-01	3.31E+00
Thorium-230	7.58E+03	4.21E-02	6.98E-04	4.12E-05

----- AREA_CODE=m MEDIA=UCRS Groundwater -----

Analyte	Ingestion of fish	Ingestion of venison	Ingestion of rabbit	Ingestion of quail
Aluminum		2.51E-06	4.15E-08	2.45E-09
Antimony	5.14E-04	1.14E-09	1.89E-11	1.12E-12
Arsenic		3.98E-09	6.60E-11	3.89E-12
Barium	1.01E-04	2.80E-08	4.64E-10	1.23E-09
Cadmium	1.80E-04	2.01E-09	3.32E-11	3.92E-09
Chromium	5.28E-04	1.32E-07	2.19E-09	1.29E-10
Cobalt	7.08E-04	1.31E-09	2.17E-11	2.56E-08
Copper	2.34E-03	5.86E-07	9.71E-09	3.18E-08
Fluoride				
Iron	7.40E-02	4.12E-05	6.82E-07	2.01E-06
Lead	1.38E-03	1.02E-08	1.70E-10	9.99E-12
Manganese	7.33E-03	5.10E-08	8.45E-10	4.98E-09
Mercury	1.03E-05	5.72E-10	9.47E-12	1.68E-12
Nickel	5.54E-04	1.54E-07	2.55E-09	
Nitrate as Nitrogen				
Silica				
Silver	9.22E-06	3.08E-08	5.10E-10	2.00E-08
Sulfate				
Tetraoxo-sulfate(1-)				
Thallium		1.63E-07	2.70E-09	1.59E-10
Uranium	5.68E-05	9.48E-09	1.57E-10	3.08E-08

Table 3.42c Chronic daily intakes for excess lifetime cancer risk for biota consumption by an adult recreator
(continued)

----- AREA_CODE=m MEDIA=UCRS Groundwater -----
(continued)

Analyte	Ingestion of fish	Ingestion of venison	Ingestion of rabbit	Ingestion of quail
Vanadium	2.03E-04	2.82E-07	4.68E-09	2.76E-10
Zinc	1.45E-02	8.05E-06	1.33E-07	5.50E-07
Benzene	6.56E-06	4.94E-12	8.19E-14	
Bromodichloromethane	1.87E-05	1.41E-11	2.33E-13	
Chloroform	1.87E-05	1.33E-11	2.21E-13	
Dibromochloromethane	4.95E-06	3.94E-12	6.53E-14	
Ethanol				
Methylene chloride	2.17E-06	1.05E-12	1.75E-14	
Trichloroethene	1.32E-05	1.17E-11	1.94E-13	
Cesium-137	2.88E+05	4.02E+01	6.66E-01	7.82E+00
Cobalt-60	6.54E+04	1.21E-01	2.01E-03	2.37E+00
Neptunium-237	6.10E+02	8.56E-02	1.42E-03	8.36E-05
Plutonium-239	4.04E+02	7.48E-04	1.24E-05	2.19E-04
Radium-226	5.08E+04	7.18E+00	1.19E-01	
Radon-222	2.20E+07	3.23E+03	5.35E+01	
Technetium-99	7.01E+04	1.95E+00	3.23E-02	5.71E-01

----- AREA_CODE=n MEDIA=McNairy Groundwater -----

Analyte	Ingestion of fish	Ingestion of venison	Ingestion of rabbit	Ingestion of quail
Aluminum		1.15E-06	1.91E-08	1.12E-09
Antimony	7.31E-04	1.63E-09	2.69E-11	1.59E-12
Arsenic		4.65E-09	7.71E-11	4.54E-12
Barium	6.73E-05	1.87E-08	3.10E-10	8.23E-10
Beryllium	6.13E-05	3.41E-09	5.65E-11	3.33E-12
Cadmium	3.41E-04	3.79E-09	6.29E-11	7.41E-09
Chromium	5.70E-04	1.43E-07	2.36E-09	1.39E-10
Cobalt	8.00E-04	1.48E-09	2.46E-11	2.89E-08
Fluoride				
Iron	1.60E-01	8.89E-05	1.47E-06	4.34E-06
Manganese	1.36E-02	9.47E-08	1.57E-09	9.24E-09
Mercury	2.15E-05	1.20E-09	1.98E-11	3.51E-12
Molybdenum	3.11E-05	1.73E-08	2.87E-10	1.69E-08
Nickel	3.78E-04	1.05E-07	1.74E-09	
Nitrate as Nitrogen				
Silica				
Sulfate				
Tetraoxo-sulfate(1-)				
Thallium		1.77E-06	2.93E-08	1.73E-09
Uranium	1.50E-06	2.51E-10	4.16E-12	8.17E-10
Vanadium	1.06E-04	1.47E-07	2.44E-09	1.44E-10
Zinc	5.68E-03	3.16E-06	5.23E-08	2.16E-07
Trichloroethene	5.86E-04	5.21E-10	8.63E-12	
Neptunium-237	4.61E+02	6.48E-02	1.07E-03	6.32E-05
Plutonium-239	1.85E+02	3.44E-04	5.69E-06	1.01E-04
Radium-226	4.50E+04	6.36E+00	1.05E-01	
Radon-222	1.23E+07	1.80E+03	2.98E+01	
Technetium-99	1.23E+05	3.42E+00	5.66E-02	1.00E+00
Thorium-230	5.83E+03	3.24E-02	5.37E-04	3.16E-05

----- AREA_CODE=n MEDIA=Other Groundwater -----

Analyte	Ingestion of fish	Ingestion of venison	Ingestion of rabbit	Ingestion of quail
Aluminum		2.61E-06	4.32E-08	2.54E-09
Ammonia as Nitrogen	2.14E-04	5.06E-11	8.38E-13	

Table 3.42c Chronic daily intakes for excess lifetime cancer risk for biota consumption by an adult recreator
(continued)

----- AREA_CODE=n MEDIA=Other Groundwater -----
(continued)

Analyte	Ingestion of fish	Ingestion of venison	Ingestion of rabbit	Ingestion of quail
Antimony	3.20E-04	7.11E-10	1.18E-11	6.95E-13
Arsenic		2.63E-09	4.36E-11	2.57E-12
Barium	3.63E-05	1.01E-08	1.67E-10	4.43E-10
Beryllium	2.44E-05	1.36E-09	2.25E-11	1.33E-12
Cadmium	2.86E-04	3.18E-09	5.27E-11	6.22E-09
Chromium	4.77E-04	1.19E-07	1.98E-09	1.16E-10
Cobalt	1.71E-03	3.17E-09	5.25E-11	6.19E-08
Fluoride				
Iron	8.30E-01	4.62E-04	7.65E-06	2.25E-05
Kjeldahl Nitrogen				
Lead	3.29E-03	2.44E-08	4.04E-10	2.38E-11
Manganese	1.42E-01	9.90E-07	1.64E-08	9.67E-08
Mercury	1.62E-05	9.02E-10	1.49E-11	2.64E-12
Nickel	5.66E-04	1.57E-07	2.61E-09	
Nitrate as Nitrogen				
Silica				
Strontium	3.24E-03	2.41E-06	3.99E-08	2.35E-08
Sulfate				
Sulfide				
Tetraoxo-sulfate(1-)				
Thallium		1.49E-06	2.47E-08	1.46E-09
Tin	1.40E-03	2.59E-08	4.29E-10	
Uranium	2.46E-06	4.11E-10	6.80E-12	1.34E-09
Vanadium	9.75E-05	1.36E-07	2.25E-09	1.32E-10
Zinc	4.09E-03	2.27E-06	3.77E-08	1.55E-07
1,1-Dichloroethane	2.02E-05	1.29E-11	2.14E-13	
1,1-Dichloroethene	3.20E-05	2.04E-11	3.38E-13	
1,2-Dichloroethene	9.85E-06	3.03E-12	5.03E-14	
Acetone	1.73E-06	3.58E-13	5.93E-15	
Di-n-butyl phthalate	1.55E-03	5.50E-09	9.11E-11	
Methylene chloride	2.18E-06	1.05E-12	1.75E-14	
Naphthalene	2.29E-04	3.35E-10	5.55E-12	
Phenanthrene	3.30E-04	9.90E-10	1.64E-11	2.58E-10
Trichloroethene	8.45E-05	7.52E-11	1.25E-12	
Vinyl chloride	9.15E-06	4.68E-12	7.76E-14	
cis-1,2-Dichloroethene	1.32E-04	8.90E-11	1.47E-12	
Neptunium-237	7.02E+02	9.86E-02	1.63E-03	9.63E-05
Radium-226	2.69E+04	3.80E+00	6.30E-02	
Radon-222	5.76E+07	8.43E+03	1.40E+02	
Technetium-99	3.05E+04	8.48E-01	1.40E-02	2.48E-01
Thorium-228	6.99E+04	3.59E+01	5.95E-01	6.77E-05
Thorium-230	8.67E+03	4.82E-02	7.99E-04	4.71E-05
Uranium-234	3.32E+03	5.55E-01	9.19E-03	1.80E+00
Uranium-235	4.59E+03	9.29E-02	1.54E-03	2.27E-01
Uranium-238	4.63E+04	8.32E-01	1.38E-02	1.93E+00

----- AREA_CODE=n MEDIA=RGA Groundwater -----

Analyte	Ingestion of fish	Ingestion of venison	Ingestion of rabbit	Ingestion of quail
Aluminum		7.79E-07	1.29E-08	7.61E-10
Antimony	6.87E-04	1.53E-09	2.53E-11	1.49E-12
Arsenic		2.86E-09	4.73E-11	2.79E-12
Barium	3.53E-05	9.80E-09	1.62E-10	4.31E-10
Beryllium	6.03E-05	3.36E-09	5.56E-11	3.28E-12
Bicarbonate				
Boron		1.05E-07	1.74E-09	
Cadmium	1.70E-04	1.89E-09	3.13E-11	3.69E-09
Cerium				

Table 3.42c Chronic daily intakes for excess lifetime cancer risk for biota consumption by an adult recreator
(continued)

----- AREA_CODE=n MEDIA=RGA Groundwater ----- (continued)				
Analyte	Ingestion of fish	Ingestion of venison	Ingestion of rabbit	Ingestion of quail
Chromium	2.20E-03	5.50E-07	9.11E-09	5.37E-10
Cobalt	7.37E-04	1.37E-09	2.26E-11	2.67E-08
Copper	4.59E-04	1.15E-07	1.90E-09	6.23E-09
Fluoride				
Gallium				
Iron	5.68E-02	3.16E-05	5.24E-07	1.54E-06
Lead	1.32E-03	9.82E-09	1.63E-10	9.58E-12
Lithium		1.99E-07	3.30E-09	
Manganese	7.76E-03	5.39E-08	8.94E-10	5.27E-09
Mercury	2.51E-05	1.39E-09	2.31E-11	4.08E-12
Molybdenum	2.55E-05	1.42E-08	2.35E-10	1.38E-08
Nickel	5.67E-04	1.58E-07	2.61E-09	
Nitrate as Nitrogen				
Selenium		1.53E-07	2.54E-09	1.35E-08
Silica				
Silver	1.04E-05	3.47E-08	5.75E-10	2.26E-08
Sulfate				
Tetraoxo-sulfate(1-)				
Thallium		1.98E-06	3.28E-08	1.94E-09
Thorium				
Tin	1.07E-02	1.99E-07	3.29E-09	
Titanium		5.43E-07	8.99E-09	
Uranium	2.36E-06	3.94E-10	6.53E-12	1.28E-09
Vanadium	5.22E-05	7.25E-08	1.20E-09	7.08E-11
Zinc	4.32E-03	2.40E-06	3.98E-08	1.64E-07
Zirconium	2.68E-04	4.97E-12	8.24E-14	2.91E-13
1,1,2-Trichloroethane	3.49E-06	2.49E-12	4.12E-14	
1,1-Dichloroethene	7.99E-05	5.10E-11	8.45E-13	
1,2-Dichlorobenzene	1.15E-06	1.78E-12	2.95E-14	
1,2-Dichloroethane	8.00E-07	4.33E-13	7.17E-15	
1,2-Dichloroethene	2.19E-07	6.75E-14	1.12E-15	
1,3,5-Trimethylbenzene	1.15E-05	2.49E-11	4.12E-13	
1,4-Dichlorobenzene	1.25E-06	1.94E-12	3.21E-14	
2-Butanone	7.96E-06	2.18E-12	3.62E-14	
4-Bromofluorobenzene				
4-Methyl-2-pentanone	7.31E-06	3.35E-12	5.55E-14	
Acetone	3.24E-06	6.70E-13	1.11E-14	
Acrylonitrile	8.16E-07	2.21E-13	3.66E-15	
Benzene	2.08E-06	1.57E-12	2.59E-14	
Bis(2-ethylhexyl)phthalate	1.51E-03	5.35E-09	8.86E-11	
Bromomethane	4.30E-07	1.97E-13	3.27E-15	
Butyl benzyl phthalate	2.79E-04	9.88E-10	1.64E-11	
Carbazole	2.35E-04	4.53E-10	7.50E-12	
Carbon tetrachloride	1.13E-03	1.26E-09	2.08E-11	
Chlorobenzene	1.41E-05	1.57E-11	2.60E-13	
Chloroform	2.44E-05	1.74E-11	2.88E-13	
Chloromethane	5.18E-07	2.02E-13	3.35E-15	
Chrysene	6.79E-04	3.74E-09	6.19E-11	
Di-n-butyl phthalate	2.74E-03	9.70E-09	1.61E-10	
Dimethylbenzene	5.51E-03	8.06E-09	1.34E-10	
Ethane				
Ethanol				
Ethylbenzene	2.21E-03	2.90E-09	4.80E-11	
Ethylene				
Methylene chloride	2.25E-05	1.09E-11	1.80E-13	
PCB-1254	8.54E-04	5.55E-09	9.20E-11	5.29E-10
Polychlorinated biphenyl	1.91E-04	1.24E-09	2.06E-11	
Tetrachloroethene	1.59E-03	1.58E-09	2.62E-11	
Trichloroethene	2.36E-02	2.10E-08	3.47E-10	
Vinyl chloride	1.07E-03	5.46E-10	9.05E-12	
cis-1,2-Dichloroethene	1.36E-03	9.16E-10	1.52E-11	

Table 3.42c Chronic daily intakes for excess lifetime cancer risk for biota consumption by an adult recreator
(continued)

----- AREA_CODE=n MEDIA=RGa Groundwater -----
(continued)

Analyte	Ingestion of fish	Ingestion of venison	Ingestion of rabbit	Ingestion of quail
m,p-Xylene	1.65E-06	2.41E-12	3.99E-14	
trans-1,2-Dichloroethene	1.08E-04	3.34E-11	5.53E-13	
trans-1,3-Dichloropropene				
Americium-241	1.33E+03	9.83E-03	1.63E-04	1.44E-03
Cesium-137	6.63E+06	9.23E+02	1.53E+01	1.80E+02
Cobalt-60	3.51E+04	6.50E-02	1.08E-03	1.27E+00
Neptunium-237	3.20E+03	4.49E-01	7.44E-03	4.39E-04
Plutonium-239	1.30E+02	2.42E-04	4.01E-06	7.08E-05
Radium-226	2.10E+06	2.98E+02	4.93E+00	
Radon-222	2.82E+07	4.14E+03	6.86E+01	
Technetium-99	6.61E+05	1.84E+01	3.04E-01	5.38E+00
Thorium-230	7.53E+03	4.19E-02	6.94E-04	4.09E-05
Uranium-234	2.60E+03	4.33E-01	7.18E-03	1.41E+00
Uranium-235	2.30E+04	4.66E-01	7.72E-03	1.14E+00
Uranium-235/236	2.29E+03	4.64E-02	7.68E-04	1.13E-01
Uranium-238	4.48E+05	8.05E+00	1.33E-01	1.87E+01

----- AREA_CODE=n MEDIA=UCRS Groundwater -----

Analyte	Ingestion of fish	Ingestion of venison	Ingestion of rabbit	Ingestion of quail
Aluminum		1.94E-06	3.22E-08	1.90E-09
Ammonia as Nitrogen	3.75E-06	8.86E-13	1.47E-14	
Antimony	4.44E-04	9.89E-10	1.64E-11	9.65E-13
Arsenic		1.21E-08	2.00E-10	1.18E-11
Barium	9.94E-05	2.77E-08	4.58E-10	1.22E-09
Beryllium	1.52E-05	8.45E-10	1.40E-11	8.26E-13
Cadmium	1.44E-04	1.60E-09	2.64E-11	3.12E-09
Chromium	5.91E-04	1.48E-07	2.45E-09	1.45E-10
Cobalt	6.59E-04	1.22E-09	2.02E-11	2.38E-08
Copper	8.67E-04	2.17E-07	3.60E-09	1.18E-08
Fluoride				
Iron	7.48E-02	4.16E-05	6.89E-07	2.03E-06
Kjeldahl Nitrogen				
Lead	1.29E-03	9.59E-09	1.59E-10	9.36E-12
Manganese	2.83E-02	1.97E-07	3.26E-09	1.92E-08
Mercury	4.47E-05	2.49E-09	4.12E-11	7.28E-12
Molybdenum	8.94E-06	4.97E-09	8.24E-11	4.86E-09
Nickel	9.62E-04	2.67E-07	4.43E-09	
Nitrate as Nitrogen				
Nitrate/Nitrite				
Orthophosphate				
Selenium		1.28E-07	2.13E-09	1.13E-08
Silica				
Silver	9.42E-06	3.14E-08	5.21E-10	2.05E-08
Strontium	6.91E-03	5.12E-06	8.49E-08	5.00E-08
Sulfate				
Sulfide				
Tetraoxo-sulfate(1-)				
Thallium		1.03E-06	1.71E-08	1.01E-09
Tin	6.98E-03	1.29E-07	2.14E-09	
Uranium	2.15E-05	3.58E-09	5.94E-11	1.17E-08
Vanadium	7.20E-05	1.00E-07	1.66E-09	9.77E-11
Zinc	4.70E-03	2.61E-06	4.33E-08	1.79E-07
1,1-Dichloroethene	2.46E-04	1.57E-10	2.60E-12	
1,2-Dichloroethane	1.45E-06	7.86E-13	1.30E-14	
1,2-Dichloroethene	7.45E-07	2.29E-13	3.80E-15	
2,4-Dimethylphenol	1.30E-05	1.09E-11	1.81E-13	
Benzene	1.62E-05	1.22E-11	2.02E-13	

Table 3.42c Chronic daily intakes for excess lifetime cancer risk for biota consumption by an adult recreator
(continued)

----- AREA_CODE=n MEDIA=UCRS Groundwater -----				
(continued)				
Analyte	Ingestion of fish	Ingestion of venison	Ingestion of rabbit	Ingestion of quail
Bis(2-ethylhexyl)phthalate	2.79E-04	9.88E-10	1.64E-11	
Bromodichloromethane	1.87E-05	1.41E-11	2.33E-13	
Chloroethane	4.22E-05	2.16E-11	3.58E-13	
Chloroform	4.19E-05	2.98E-11	4.94E-13	
Di-n-butyl phthalate	2.73E-04	9.68E-10	1.60E-11	
Dibromochloromethane	4.95E-06	3.94E-12	6.53E-14	
Dimethylbenzene	1.02E-02	1.49E-08	2.46E-10	
Ethane				
Ethanol				
Ethylbenzene	4.05E-03	5.30E-09	8.79E-11	
Ethylene				
Fluorene	4.59E-04	1.23E-09	2.04E-11	
Isophorone	5.19E-06	3.14E-12	5.20E-14	
Methylene chloride	2.31E-06	1.12E-12	1.85E-14	
Naphthalene	2.39E-04	3.50E-10	5.80E-12	
Phenanthrene	6.42E-04	1.93E-09	3.19E-11	5.02E-10
Trichloroethene	8.84E-02	7.87E-08	1.30E-09	
Vinyl chloride	3.05E-03	1.56E-09	2.59E-11	
cis-1,2-Dichloroethene	5.63E-03	3.80E-09	6.29E-11	
trans-1,2-Dichloroethene	6.10E-05	1.88E-11	3.11E-13	
Americium-241	-8.73E+02	-6.47E-03	-1.07E-04	-9.48E-04
Cesium-137	2.88E+05	4.02E+01	6.66E-01	7.82E+00
Cobalt-60	5.70E+04	1.06E-01	1.75E-03	2.06E+00
Neptunium-237	2.08E+03	2.92E-01	4.84E-03	2.85E-04
Plutonium-239	6.67E+02	1.24E-03	2.05E-05	3.62E-04
Radium-226	3.81E+04	5.39E+00	8.93E-02	
Radon-222	5.28E+07	7.74E+03	1.28E+02	
Technetium-99	4.62E+05	1.28E+01	2.13E-01	3.76E+00
Thorium-228	5.73E+04	2.95E+01	4.89E-01	5.56E-05
Uranium-234	6.93E+03	1.16E+00	1.92E-02	3.76E+00
Uranium-235	1.66E+04	3.35E-01	5.55E-03	8.17E-01
Uranium-235/236	1.41E+03	2.85E-02	4.72E-04	6.95E-02
Uranium-238	2.40E+05	4.30E+00	7.13E-02	1.00E+01

Table 3.43a Chronic daily intakes for systemic toxicity for direct contact exposures by a child resident

----- AREA_CODE=a MEDIA=RGA Groundwater -----

Analyte	Dermal contact while showering	Direct ingestion	Inh. of volatiles while showering	Inh. of volatiles during household use
Aluminum	9.57E-05	6.65E-02		
Arsenic	3.39E-07	2.35E-04		
Barium	1.30E-05	9.05E-03		
Chromium	4.23E-06	2.94E-03		
Fluoride	2.93E-05	2.04E-02		
Iron	2.08E-04	1.45E-01		
Manganese	1.50E-05	1.04E-02		
Tetraoxo-sulfate(1-)		1.43E+00		
Thallium	2.27E-05	1.57E-02		
Vanadium	1.41E-05	9.82E-03		
Zinc	1.75E-06	1.21E-03		
1,1-Dichloroethene	2.03E-05	1.59E-03	8.67E-04	9.41E-03
Carbon tetrachloride	2.94E-04	9.28E-03	5.07E-03	5.51E-02
Chloroform	1.70E-06	1.32E-04	7.22E-05	7.84E-04
Tetrachloroethene	8.10E-03	1.52E-02	8.31E-03	9.02E-02
Trichloroethene	7.01E-01	3.04E+01	1.66E+01	1.80E+02
cis-1,2-Dichloroethene	9.74E-05	6.76E-03	3.69E-03	4.01E-02
trans-1,2-Dichloroethene	1.53E-05	9.95E-03	5.43E-03	5.90E-02
Cesium-137				
Neptunium-237				
Technetium-99				
Thorium-230				

----- AREA_CODE=a MEDIA=UCRS Groundwater -----

Analyte	Dermal contact while showering	Direct ingestion	Inh. of volatiles while showering	Inh. of volatiles during household use
Aluminum	2.17E-04	1.50E-01		
Antimony	2.66E-06	1.85E-03		
Arsenic	2.64E-07	1.83E-04		
Barium	4.55E-06	3.16E-03		
Beryllium	5.29E-08	3.68E-05		
Chromium	1.35E-06	9.39E-04		
Cobalt	1.90E-07	1.32E-04		
Iron	3.21E-04	2.23E-01		
Lead	6.57E-06	4.56E-03		
Manganese	5.47E-06	3.80E-03		
Nickel	8.64E-06	6.00E-03		
Silica		1.48E+00		
Tetraoxo-sulfate(1-)		4.13E+00		
Uranium	1.52E-06	1.06E-03		
Vanadium	9.08E-06	6.30E-03		
Zinc	1.90E-06	1.32E-03		
1,1-Dichloroethene	1.36E-06	1.06E-04	5.78E-05	6.28E-04
Bis(2-ethylhexyl)phthalate	2.23E-06	6.61E-05		
Chloroform	1.10E-05	8.60E-04	4.70E-04	5.10E-03
Trichloroethene	1.26E-01	5.49E+00	3.00E+00	3.25E+01
cis-1,2-Dichloroethene	1.24E-04	8.60E-03	4.70E-03	5.10E-02
trans-1,2-Dichloroethene	4.40E-06	2.85E-03	1.56E-03	1.69E-02
Neptunium-237				
Radon-222				
Technetium-99				

Table 3.43a Chronic daily intakes for systemic toxicity for direct contact exposures by a child resident
(continued)

----- AREA_CODE=b MEDIA=McNairy Groundwater -----

Analyte	Dermal contact while showering	Direct ingestion	Inh. of volatiles while showering	Inh. of volatiles during household use
Aluminum	8.02E-05	5.57E-02		
Antimony	1.02E-05	7.08E-03		
Nitrate as Nitrogen	6.61E-05	4.59E-02		
Silica		5.30E-01		
Tetraoxo-sulfate(1-)		6.53E-01		
Trichloroethene	9.14E-04	3.97E-02	2.17E-02	2.35E-01
Technetium-99				

----- AREA_CODE=b MEDIA=RGA Groundwater -----

Analyte	Dermal contact while showering	Direct ingestion	Inh. of volatiles while showering	Inh. of volatiles during household use
Aluminum	1.45E-04	1.01E-01		
Arsenic	3.18E-07	2.21E-04		
Barium	2.07E-05	1.44E-02		
Beryllium	6.13E-07	4.25E-04		
Cadmium	8.25E-07	5.73E-04		
Chromium	3.26E-06	2.26E-03		
Cobalt	2.53E-06	1.75E-03		
Fluoride	1.49E-05	1.03E-02		
Iron	4.85E-04	3.37E-01		
Lead	3.94E-06	2.73E-03		
Manganese	3.79E-05	2.63E-02		
Mercury	2.86E-08	1.98E-05		
Nitrate as Nitrogen	1.58E-04	1.09E-01		
Selenium	4.00E-07	2.78E-04		
Silica		6.75E-01		
Sulfate	8.47E-04	5.88E-01		
Tetraoxo-sulfate(1-)		4.91E-01		
Tin	1.43E-05	9.95E-03		
Uranium	5.97E-07	4.15E-04		
Vanadium	3.81E-06	2.65E-03		
Zinc	2.62E-06	1.82E-03		
1,1,2-Trichloroethane	1.60E-06	1.32E-04	7.22E-05	7.84E-04
1,1-Dichloroethene	1.10E-06	8.60E-05	4.70E-05	5.10E-04
1,2-Dichloroethane	5.55E-07	7.27E-05	3.97E-05	4.31E-04
Acetone	1.02E-06	1.25E-03	6.82E-04	7.40E-03
Carbon tetrachloride	3.35E-05	1.06E-03	5.78E-04	6.28E-03
Chlorobenzene	7.81E-06	1.32E-04	7.22E-05	7.84E-04
Chloroform	1.19E-05	9.26E-04	5.06E-04	5.49E-03
Di-n-butyl phthalate	8.76E-05	5.29E-04		
Ethane		5.56E-03		
Ethylene		4.01E-02		
Methylene chloride	9.54E-07	1.47E-04	8.04E-05	8.73E-04
Tetrachloroethene	1.13E-02	2.12E-02	1.16E-02	1.26E-01
Trichloroethene	3.72E-03	1.61E-01	8.81E-02	9.57E-01
Vinyl chloride	7.87E-04	7.49E-02	4.09E-02	4.44E-01
cis-1,2-Dichloroethene	6.21E-04	4.31E-02	2.36E-02	2.56E-01
Americium-241				
Cesium-137				
Cobalt-60				
Plutonium-239				
Radium-226				
Radon-222				

Table 3.43a Chronic daily intakes for systemic toxicity for direct contact exposures by a child resident
(continued)

----- AREA_CODE=b MEDIA=RGa Groundwater -----
(continued)

Analyte	Dermal contact while showering	Direct ingestion	Inh. of volatiles while showering	Inh. of volatiles during household use
Technetium-99				
Thorium-230				
Uranium-234				
Uranium-235				
Uranium-235/236				
Uranium-238				

----- AREA_CODE=b MEDIA=UCRS Groundwater -----

Analyte	Dermal contact while showering	Direct ingestion	Inh. of volatiles while showering	Inh. of volatiles during household use
Aluminum	2.39E-04	1.66E-01		
Arsenic	1.73E-06	1.20E-03		
Barium	1.66E-05	1.16E-02		
Beryllium	3.81E-08	2.65E-05		
Cadmium	6.09E-07	4.23E-04		
Chromium	3.55E-06	2.47E-03		
Cobalt	7.14E-07	4.96E-04		
Fluoride	2.46E-05	1.71E-02		
Iron	3.13E-04	2.17E-01		
Lead	1.71E-07	1.19E-04		
Manganese	2.42E-05	1.68E-02		
Mercury	2.86E-08	1.98E-05		
Molybdenum	9.52E-07	6.61E-04		
Nickel	2.97E-05	2.07E-02		
Nitrate as Nitrogen	6.19E-05	4.30E-02		
Selenium	2.49E-07	1.73E-04		
Silica		1.35E+00		
Sulfate	1.46E-02	1.02E+01		
Tetraoxo-sulfate(1-)		6.62E+00		
Thallium	2.18E-06	1.52E-03		
Tin	2.48E-06	1.72E-03		
Uranium	7.20E-07	5.00E-04		
Vanadium	9.31E-06	6.47E-03		
Zinc	1.84E-06	1.28E-03		
1,1-Dichloroethene	2.20E-06	1.72E-04	9.38E-05	1.02E-03
1,2-Dichloroethene	8.54E-07	5.54E-04	3.03E-04	3.29E-03
2,4-Dimethylphenol	2.99E-05	1.89E-04	1.03E-04	1.12E-03
Benzene	1.56E-05	5.16E-04	2.82E-04	3.06E-03
Chloroethane	1.62E-04	1.41E-02	7.69E-03	8.35E-02
Di-n-butyl phthalate	6.25E-06	3.77E-05		
Dimethylbenzene	6.49E-05	4.76E-04	2.60E-04	2.82E-03
Ethane		9.90E-03		
Ethylbenzene	6.13E-06	5.75E-05	3.14E-05	3.41E-04
Ethylene		1.40E-01		
Isophorone	1.79E-06	2.83E-04		
Trichloroethene	4.34E-02	1.88E+00	1.03E+00	1.12E+01
Vinyl chloride	6.25E-05	5.94E-03	3.25E-03	3.52E-02
cis-1,2-Dichloroethene	1.06E-03	7.39E-02	4.04E-02	4.38E-01
trans-1,2-Dichloroethene	5.20E-07	3.37E-04	1.84E-04	2.00E-03
Americium-241				
Cobalt-60				
Neptunium-237				

Table 3.43a Chronic daily intakes for systemic toxicity for direct contact exposures by a child resident
(continued)

----- AREA_CODE=b MEDIA=UCRS Groundwater -----
(continued)

Analyte	Dermal contact while showering	Direct ingestion	Inh. of volatiles while showering	Inh. of volatiles during household use
Plutonium-239				
Radium-226				
Radon-222				
Technetium-99				
Uranium-234				
Uranium-235				
Uranium-235/236				
Uranium-238				

----- AREA_CODE=c MEDIA=RGa Groundwater -----

Analyte	Dermal contact while showering	Direct ingestion	Inh. of volatiles while showering	Inh. of volatiles during household use
Aluminum	3.57E-04	2.48E-01		
Barium	1.10E-05	7.63E-03		
Chromium	1.99E-05	1.38E-02		
Iron	6.43E-04	4.46E-01		
Manganese	2.86E-05	1.99E-02		
Molybdenum	3.53E-06	2.45E-03		
Silica		8.18E-01		
Sulfate	1.68E-03	1.16E+00		
Tetraoxo-sulfate(1-)		1.23E+00		
Zinc	3.18E-06	2.21E-03		
1,1-Dichloroethene	7.79E-06	6.08E-04	3.32E-04	3.60E-03
Chloroform	4.24E-06	3.31E-04	1.81E-04	1.96E-03
Trichloroethene	6.36E-04	2.76E-02	1.51E-02	1.64E-01
cis-1,2-Dichloroethene	5.89E-06	4.09E-04	2.23E-04	2.43E-03
Radon-222				
Technetium-99				

----- AREA_CODE=c MEDIA=UCRS Groundwater -----

Analyte	Dermal contact while showering	Direct ingestion	Inh. of volatiles while showering	Inh. of volatiles during household use
Aluminum	1.74E-04	1.21E-01		
Barium	6.30E-06	4.38E-03		
Iron	1.81E-04	1.26E-01		
Manganese	1.25E-05	8.69E-03		
Silica		1.82E+00		
Tetraoxo-sulfate(1-)		3.91E+00		
Vanadium	3.17E-06	2.20E-03		
Zinc	2.16E-06	1.50E-03		
Benzene	2.00E-06	6.61E-05	3.61E-05	3.92E-04
Chloroform	1.02E-05	7.93E-04	4.33E-04	4.70E-03
Trichloroethene	4.22E-06	1.83E-04	1.00E-04	1.09E-03
Technetium-99				

Table 3.43a Chronic daily intakes for systemic toxicity for direct contact exposures by a child resident
(continued)

----- AREA_CODE=d MEDIA=McNairy Groundwater -----

Analyte	Dermal contact while showering	Direct ingestion	Inh. of volatiles while showering	Inh. of volatiles during household use
Silica		1.02E+00		
Tetraoxo-sulfate(1-)		9.29E-01		
Thallium	3.18E-05	2.21E-02		
Zinc	1.32E-05	9.19E-03		
Trichloroethene	2.55E-06	1.11E-04	6.05E-05	6.57E-04

----- AREA_CODE=d MEDIA=Other Groundwater -----

Analyte	Dermal contact while showering	Direct ingestion	Inh. of volatiles while showering	Inh. of volatiles during household use
Methylene chloride	2.14E-06	3.31E-04	1.81E-04	1.96E-03

----- AREA_CODE=d MEDIA=RGa Groundwater -----

Analyte	Dermal contact while showering	Direct ingestion	Inh. of volatiles while showering	Inh. of volatiles during household use
Aluminum	1.19E-04	8.24E-02		
Arsenic	3.79E-07	2.63E-04		
Barium	2.37E-05	1.64E-02		
Chromium	3.34E-06	2.32E-03		
Cobalt	2.25E-06	1.57E-03		
Fluoride	1.53E-05	1.06E-02		
Iron	1.94E-04	1.34E-01		
Lead	6.41E-06	4.45E-03		
Manganese	1.11E-04	7.69E-02		
Silica		7.83E-01		
Tetraoxo-sulfate(1-)		5.35E-01		
Tin	7.62E-05	5.29E-02		
Uranium	2.15E-07	1.49E-04		
Vanadium	5.99E-06	4.16E-03		
Zinc	1.98E-06	1.38E-03		
Bis(2-ethylhexyl)phthalate	4.46E-06	1.32E-04		
Butyl benzyl phthalate	6.80E-06	6.61E-05		
Di-n-butyl phthalate	8.01E-05	4.84E-04		
Dimethylbenzene	7.25E-04	5.32E-03	2.90E-03	3.15E-02
Ethylbenzene	2.79E-04	2.62E-03	1.43E-03	1.55E-02
Methylene chloride	1.77E-05	2.73E-03	1.49E-03	1.62E-02
Tetrachloroethene	1.76E-04	3.31E-04	1.81E-04	1.96E-03
Trichloroethene	1.30E-03	5.66E-02	3.09E-02	3.35E-01
cis-1,2-Dichloroethene	2.76E-05	1.92E-03	1.05E-03	1.14E-02
Americium-241				
Cesium-137				
Cobalt-60				
Plutonium-239				
Radium-226				
Radon-222				
Technetium-99				
Uranium-234				
Uranium-238				

Table 3.43a Chronic daily intakes for systemic toxicity for direct contact exposures by a child resident
(continued)

----- AREA_CODE=d MEDIA=UCRS Groundwater -----

Analyte	Dermal contact while showering	Direct ingestion	Inh. of volatiles while showering	Inh. of volatiles during household use
Aluminum	4.46E-04	3.10E-01		
Ammonia as Nitrogen	1.02E-05	4.71E-03		
Antimony	2.45E-06	1.70E-03		
Arsenic	3.51E-07	2.43E-04		
Barium	2.43E-05	1.68E-02		
Beryllium	1.62E-07	1.12E-04		
Cadmium	1.14E-06	7.94E-04		
Chromium	2.68E-06	1.86E-03		
Cobalt	2.31E-06	1.61E-03		
Fluoride	2.10E-05	1.46E-02		
Iron	7.18E-03	4.99E+00		
Kjeldahl Nitrogen		3.25E-01		
Lead	3.29E-06	2.28E-03		
Manganese	2.57E-03	1.79E+00		
Mercury	9.98E-09	6.93E-06		
Nickel	3.27E-06	2.27E-03		
Nitrate as Nitrogen	1.77E-04	1.23E-01		
Nitrate/Nitrite	3.75E-04	2.60E-01		
Orthophosphate		5.50E-03		
Selenium	3.16E-07	2.20E-04		
Silica		8.69E-01		
Strontium	1.23E-04	8.51E-02		
Sulfate	2.59E-03	1.80E+00		
Sulfide		1.78E+00		
Tetraoxo-sulfate(1-)		6.87E+00		
Uranium	3.24E-06	2.25E-03		
Vanadium	1.83E-05	1.27E-02		
Zinc	2.09E-06	1.45E-03		
1,1-Dichloroethene	1.27E-05	9.95E-04	5.43E-04	5.90E-03
1,2-Dichloroethane	1.01E-06	1.32E-04	7.22E-05	7.84E-04
1,2-Dichloroethene	2.55E-07	1.65E-04	9.03E-05	9.81E-04
Benzene	1.00E-05	3.31E-04	1.81E-04	1.96E-03
Dimethylbenzene	1.25E-03	9.18E-03	5.01E-03	5.45E-02
Ethylbenzene	6.97E-04	6.54E-03	3.57E-03	3.88E-02
Fluorene	1.07E-04	3.02E-04	1.65E-04	1.79E-03
Methylene chloride	2.60E-06	4.01E-04	2.19E-04	2.38E-03
Naphthalene	4.78E-05	4.81E-04	2.63E-04	2.85E-03
Phenanthrene	1.14E-04	2.93E-04	1.60E-04	1.74E-03
Trichloroethene	7.60E-03	3.30E-01	1.80E-01	1.96E+00
cis-1,2-Dichloroethene	7.02E-06	4.87E-04	2.66E-04	2.89E-03
Neptunium-237				
Radon-222				
Technetium-99				
Thorium-228				
Uranium-234				
Uranium-235				
Uranium-238				

----- AREA_CODE=e MEDIA=McNairy Groundwater -----

Analyte	Dermal contact while showering	Direct ingestion	Inh. of volatiles while showering	Inh. of volatiles during household use
Aluminum	8.46E-05	5.87E-02		
Arsenic	1.38E-06	9.58E-04		

Table 3.43a Chronic daily intakes for systemic toxicity for direct contact exposures by a child resident
(continued)

----- AREA_CODE=e MEDIA=McNairy Groundwater -----
(continued)

Analyte	Dermal contact while showering	Direct ingestion	Inh. of volatiles while showering	Inh. of volatiles during household use
Barium	2.65E-05	1.84E-02		
Beryllium	9.72E-07	6.75E-04		
Cadmium	2.00E-06	1.39E-03		
Chromium	1.16E-05	8.09E-03		
Cobalt	3.69E-06	2.56E-03		
Fluoride	2.91E-05	2.02E-02		
Iron	1.42E-03	9.89E-01		
Manganese	4.79E-05	3.33E-02		
Nickel	5.03E-06	3.49E-03		
Silica		1.37E+00		
Sulfate	1.11E-01	7.72E+01		
Tetraoxo-sulfate(1-)		5.84E-01		
Uranium	4.73E-07	3.29E-04		
Vanadium	4.31E-05	2.99E-02		
Zinc	1.54E-05	1.07E-02		
Trichloroethene	2.82E-06	1.23E-04	6.69E-05	7.27E-04
Radon-222				
Technetium-99				

----- AREA_CODE=e MEDIA=RGA Groundwater -----

Analyte	Dermal contact while showering	Direct ingestion	Inh. of volatiles while showering	Inh. of volatiles during household use
Aluminum	6.03E-05	4.19E-02		
Arsenic	2.40E-07	1.66E-04		
Barium	1.77E-05	1.23E-02		
Beryllium	5.69E-07	3.95E-04		
Cadmium	1.54E-06	1.07E-03		
Cobalt	2.52E-06	1.75E-03		
Copper	3.67E-06	2.55E-03		
Fluoride	1.50E-05	1.04E-02		
Iron	2.68E-04	1.86E-01		
Manganese	6.35E-06	4.41E-03		
Molybdenum	2.80E-06	1.95E-03		
Silica		5.80E-01		
Silver	3.44E-06	2.39E-03		
Sulfate	3.72E-03	2.59E+00		
Tetraoxo-sulfate(1-)		5.88E-01		
Thallium	8.14E-06	5.65E-03		
Uranium	1.23E-07	8.55E-05		
Vanadium	7.77E-06	5.39E-03		
Zinc	3.38E-06	2.35E-03		
2-Butanone	1.76E-05	1.12E-02	6.14E-03	6.67E-02
Dimethylbenzene	5.41E-05	3.97E-04	2.17E-04	2.35E-03
Trichloroethene	2.12E-03	9.22E-02	5.04E-02	5.47E-01
trans-1,2-Dichloroethene	5.10E-07	3.31E-04	1.81E-04	1.96E-03
Cobalt-60				
Radon-222				
Technetium-99				
Thorium-230				

Table 3.43a Chronic daily intakes for systemic toxicity for direct contact exposures by a child resident
(continued)

----- AREA_CODE=e MEDIA=UCRS Groundwater -----

Analyte	Dermal contact while showering	Direct ingestion	Inh. of volatiles while showering	Inh. of volatiles during household use
Aluminum	4.04E-04	2.81E-01		
Arsenic	3.10E-07	2.15E-04		
Barium	4.21E-05	2.93E-02		
Chromium	4.35E-06	3.02E-03		
Fluoride	5.13E-05	3.56E-02		
Iron	4.30E-04	2.99E-01		
Manganese	5.90E-06	4.09E-03		
Nickel	1.54E-05	1.07E-02		
Silica		1.26E+00		
Sulfate	3.26E-03	2.26E+00		
Tetraoxo-sulfate(1-)		1.15E+00		
Vanadium	4.41E-05	3.06E-02		
Zinc	9.89E-06	6.87E-03		
Trichloroethene	2.00E-06	8.67E-05	4.73E-05	5.14E-04
Radon-222				

----- AREA_CODE=f MEDIA=McNairy Groundwater -----

Analyte	Dermal contact while showering	Direct ingestion	Inh. of volatiles while showering	Inh. of volatiles during household use
Barium	1.65E-05	1.15E-02		
Tetraoxo-sulfate(1-)		2.58E-01		
Zinc	1.10E-05	7.64E-03		

----- AREA_CODE=f MEDIA=RGa Groundwater -----

Analyte	Dermal contact while showering	Direct ingestion	Inh. of volatiles while showering	Inh. of volatiles during household use
Aluminum	5.10E-05	3.54E-02		
Arsenic	2.48E-07	1.72E-04		
Barium	2.70E-05	1.87E-02		
Cadmium	2.77E-06	1.93E-03		
Chromium	7.94E-06	5.51E-03		
Copper	2.82E-06	1.96E-03		
Iron	1.24E-04	8.58E-02		
Manganese	6.82E-06	4.74E-03		
Silica		6.73E-01		
Sulfate	1.82E-03	1.26E+00		
Tetraoxo-sulfate(1-)		2.65E+00		
Vanadium	6.99E-06	4.85E-03		
Zinc	1.72E-06	1.19E-03		
1,1-Dichloroethene	4.79E-06	3.74E-04	2.04E-04	2.22E-03
1,2-Dichloroethene	1.43E-06	9.26E-04	5.06E-04	5.49E-03
Bis(2-ethylhexyl)phthalate	6.24E-05	1.85E-03		
Carbon tetrachloride	1.26E-06	3.97E-05	2.17E-05	2.35E-04
Trichloroethene	1.15E-03	4.99E-02	2.72E-02	2.96E-01
cis-1,2-Dichloroethene	7.14E-06	4.96E-04	2.71E-04	2.94E-03
Plutonium-239				
Radon-222				

Table 3.43a Chronic daily intakes for systemic toxicity for direct contact exposures by a child resident
(continued)

----- AREA_CODE=f MEDIA=RGa Groundwater -----
(continued)

Analyte	Dermal contact while showering	Direct ingestion	Inh. of volatiles while showering	Inh. of volatiles during household use
Technetium-99				

----- AREA_CODE=f MEDIA=UCRS Groundwater -----

Analyte	Dermal contact while showering	Direct ingestion	Inh. of volatiles while showering	Inh. of volatiles during household use
Aluminum	6.56E-04	4.56E-01		
Barium	1.15E-05	8.00E-03		
Iron	3.89E-04	2.70E-01		
Manganese	7.33E-06	5.09E-03		
Silica		1.70E+00		
Tetraoxo-sulfate(1-)		2.00E+00		
Vanadium	4.24E-06	2.94E-03		
Zinc	5.94E-06	4.13E-03		
Trichloroethene	2.07E-06	9.01E-05	4.92E-05	5.34E-04
Radon-222				
Technetium-99				

----- AREA_CODE=g MEDIA=McNairy Groundwater -----

Analyte	Dermal contact while showering	Direct ingestion	Inh. of volatiles while showering	Inh. of volatiles during household use
Arsenic	2.38E-07	1.65E-04		
Mercury	9.56E-08	6.64E-05		
Silica		7.88E-01		
Tetraoxo-sulfate(1-)		5.01E-01		
Neptunium-237				
Plutonium-239				
Radium-226				

----- AREA_CODE=g MEDIA=RGa Groundwater -----

Analyte	Dermal contact while showering	Direct ingestion	Inh. of volatiles while showering	Inh. of volatiles during household use
Aluminum	1.43E-04	9.95E-02		
Arsenic	2.39E-07	1.66E-04		
Cadmium	1.14E-06	7.94E-04		
Chromium	7.66E-06	5.32E-03		
Iron	2.85E-04	1.98E-01		
Lead	6.36E-06	4.42E-03		
Manganese	5.56E-06	3.86E-03		
Nickel	1.25E-05	8.66E-03		
Silica		6.84E-01		

Table 3.43a Chronic daily intakes for systemic toxicity for direct contact exposures by a child resident
(continued)

----- AREA_CODE=g MEDIA=RGA Groundwater -----
(continued)

Analyte	Dermal contact while showering	Direct ingestion	Inh. of volatiles while showering	Inh. of volatiles during household use
Tetraoxo-sulfate(1-)		2.98E-01		
Zinc	5.16E-06	3.59E-03		
Trichloroethene	1.52E-06	6.61E-05	3.61E-05	3.92E-04
Neptunium-237				
Radium-226				
Radon-222				
Technetium-99				
Thorium-230				

----- AREA_CODE=g MEDIA=UCRS Groundwater -----

Analyte	Dermal contact while showering	Direct ingestion	Inh. of volatiles while showering	Inh. of volatiles during household use
Aluminum	8.87E-05	6.16E-02		
Chromium	8.56E-06	5.94E-03		
Manganese	5.60E-05	3.89E-02		
Nitrate as Nitrogen	2.75E-04	1.91E-01		
Silica		8.84E-01		
Tetraoxo-sulfate(1-)		5.34E+00		
Vanadium	9.69E-06	6.73E-03		
Zinc	3.15E-06	2.19E-03		
Neptunium-237				
Plutonium-239				
Radium-226				
Radon-222				
Technetium-99				

----- AREA_CODE=h MEDIA=McNairy Groundwater -----

Analyte	Dermal contact while showering	Direct ingestion	Inh. of volatiles while showering	Inh. of volatiles during household use
Fluoride	3.05E-05	2.12E-02		
Silica		1.09E+00		
Tetraoxo-sulfate(1-)		3.93E-01		
Radium-226				
Radon-222				
Thorium-230				

----- AREA_CODE=h MEDIA=Other Groundwater -----

Analyte	Dermal contact while showering	Direct ingestion	Inh. of volatiles while showering	Inh. of volatiles during household use
Antimony	4.14E-06	2.87E-03		

Table 3.43a Chronic daily intakes for systemic toxicity for direct contact exposures by a child resident
(continued)

----- AREA_CODE=h MEDIA=Other Groundwater -----
(continued)

Analyte	Dermal contact while showering	Direct ingestion	Inh. of volatiles while showering	Inh. of volatiles during household use
Barium	5.34E-06	3.71E-03		
Chromium	2.64E-06	1.83E-03		
Fluoride	1.26E-04	8.73E-02		
Iron	4.17E-05	2.90E-02		
Manganese	2.97E-06	2.07E-03		
Mercury	2.74E-08	1.90E-05		
Nickel	5.51E-06	3.83E-03		
Nitrate as Nitrogen	2.79E-04	1.94E-01		
Silica		5.40E-01		
Tetraoxo-sulfate(1-)		8.23E-01		
Thallium	6.87E-06	4.77E-03		
Vanadium	1.12E-05	7.78E-03		
Zinc	1.85E-06	1.28E-03		
Neptunium-237				
Radium-226				
Radon-222				
Thorium-230				

----- AREA_CODE=h MEDIA=RGa Groundwater -----

Analyte	Dermal contact while showering	Direct ingestion	Inh. of volatiles while showering	Inh. of volatiles during household use
Aluminum	2.20E-04	1.53E-01		
Arsenic	2.65E-07	1.84E-04		
Barium	8.83E-06	6.13E-03		
Chromium	1.33E-05	9.21E-03		
Iron	6.95E-04	4.83E-01		
Manganese	4.36E-06	3.03E-03		
Nitrate as Nitrogen	7.16E-04	4.97E-01		
Tetraoxo-sulfate(1-)		5.91E-01		
Uranium	2.93E-07	2.03E-04		
Vanadium	6.43E-06	4.47E-03		
Trichloroethene	1.82E-06	7.89E-05	4.31E-05	4.68E-04
cis-1,2-Dichloroethene	2.29E-06	1.59E-04	8.67E-05	9.41E-04
Radon-222				
Technetium-99				

----- AREA_CODE=h MEDIA=UCRS Groundwater -----

Analyte	Dermal contact while showering	Direct ingestion	Inh. of volatiles while showering	Inh. of volatiles during household use
Aluminum	1.56E-04	1.08E-01		
Barium	5.61E-06	3.90E-03		
Iron	1.43E-04	9.96E-02		
Manganese	4.29E-06	2.98E-03		
Nickel	3.17E-05	2.20E-02		
Nitrate as Nitrogen	1.56E-04	1.08E-01		
Silica		2.58E+00		

Table 3.43a Chronic daily intakes for systemic toxicity for direct contact exposures by a child resident
(continued)

----- AREA_CODE=h MEDIA=UCRS Groundwater -----
(continued)

Analyte	Dermal contact while showering	Direct ingestion	Inh. of volatiles while showering	Inh. of volatiles during household use
Tetraoxo-sulfate(1-)		1.62E+00		
Vanadium	3.81E-06	2.65E-03		
Zinc	1.71E-06	1.19E-03		
Radon-222				

----- AREA_CODE=i MEDIA=McNairy Groundwater -----

Analyte	Dermal contact while showering	Direct ingestion	Inh. of volatiles while showering	Inh. of volatiles during household use
Manganese	6.90E-05	4.80E-02		
Silica		1.10E+00		
Tetraoxo-sulfate(1-)		6.72E-01		
Vanadium	1.78E-05	1.24E-02		

----- AREA_CODE=i MEDIA=RGA Groundwater -----

Analyte	Dermal contact while showering	Direct ingestion	Inh. of volatiles while showering	Inh. of volatiles during household use
Aluminum	1.06E-04	7.38E-02		
Antimony	7.93E-06	5.51E-03		
Arsenic	2.57E-07	1.79E-04		
Barium	9.63E-06	6.69E-03		
Beryllium	7.57E-07	5.26E-04		
Bicarbonate		8.39E+00		
Boron	2.52E-05	1.75E-02		
Cadmium	3.75E-07	2.60E-04		
Cerium		2.65E-03		
Chromium	2.50E-05	1.74E-02		
Cobalt	2.73E-06	1.90E-03		
Copper	2.85E-06	1.98E-03		
Fluoride	1.99E-05	1.38E-02		
Gallium		2.98E-03		
Iron	2.81E-04	1.95E-01		
Lithium	3.81E-06	2.65E-03		
Manganese	1.29E-05	8.98E-03		
Mercury	1.26E-08	8.72E-06		
Nickel	7.15E-06	4.97E-03		
Selenium	2.40E-07	1.66E-04		
Silica		8.01E-01		
Silver	2.00E-06	1.39E-03		
Sulfate	3.66E-03	2.54E+00		
Tetraoxo-sulfate(1-)		1.03E+00		
Thorium		1.65E-03		
Titanium	3.46E-06	2.41E-03		
Uranium	1.09E-07	7.58E-05		
Vanadium	6.80E-06	4.72E-03		
Zinc	5.37E-06	3.73E-03		
Zirconium	9.52E-07	6.61E-04		

Table 3.43a Chronic daily intakes for systemic toxicity for direct contact exposures by a child resident
(continued)

----- AREA_CODE=i MEDIA=RGA Groundwater -----
(continued)

Analyte	Dermal contact while showering	Direct ingestion	Inh. of volatiles while showering	Inh. of volatiles during household use
1,2-Dichlorobenzene	3.31E-07	3.77E-06	2.06E-06	2.24E-05
1,2-Dichloroethene	1.39E-07	8.99E-05	4.91E-05	5.33E-04
1,3,5-Trimethylbenzene	4.64E-06	1.32E-05	7.22E-06	7.84E-05
1,4-Dichlorobenzene	3.66E-07	4.10E-06	2.24E-06	2.43E-05
4-Bromofluorobenzene		3.11E-03		
4-Methyl-2-pentanone	2.51E-06	5.28E-04	2.88E-04	3.13E-03
Acetone	4.39E-07	5.36E-04	2.93E-04	3.18E-03
Acrylonitrile	1.33E-06	6.61E-04	3.61E-04	3.92E-03
Benzene	2.00E-06	6.61E-05	3.61E-05	3.92E-04
Bis(2-ethylhexyl)phthalate	1.18E-05	3.51E-04		
Bromomethane	3.33E-07	6.61E-05	3.61E-05	3.92E-04
Carbazole	7.49E-05	5.72E-04		
Chloroform	1.70E-06	1.32E-04	7.22E-05	7.84E-04
Chloromethane	8.00E-07	1.32E-04	7.22E-05	7.84E-04
Chrysene	4.63E-05	3.97E-05		
Di-n-butyl phthalate	6.15E-05	3.72E-04		
Dimethylbenzene	2.71E-05	1.98E-04	1.08E-04	1.18E-03
Ethanol		1.12E-02		
Ethylbenzene	7.05E-06	6.61E-05	3.61E-05	3.92E-04
Methylene chloride	1.52E-06	2.35E-04	1.29E-04	1.40E-03
PCB-1254	1.39E-05	2.80E-05		
Polychlorinated biphenyl	3.30E-06	6.61E-06		
Tetrachloroethene	7.05E-05	1.32E-04	7.22E-05	7.84E-04
Trichloroethene	6.22E-06	2.70E-04	1.47E-04	1.60E-03
Vinyl chloride	6.95E-07	6.61E-05	3.61E-05	3.92E-04
m,p-Xylene	4.93E-07	3.61E-06	1.97E-06	2.14E-05
trans-1,3-Dichloropropene		1.12E-05		
Americium-241				
Cesium-137				
Cobalt-60				
Radium-226				
Radon-222				
Technetium-99				

----- AREA_CODE=i MEDIA=UCRS Groundwater -----

Analyte	Dermal contact while showering	Direct ingestion	Inh. of volatiles while showering	Inh. of volatiles during household use
Aluminum	4.84E-04	3.36E-01		
Antimony	1.38E-06	9.61E-04		
Arsenic	6.31E-07	4.38E-04		
Barium	2.80E-05	1.94E-02		
Cadmium	6.29E-07	4.37E-04		
Chromium	2.72E-06	1.89E-03		
Cobalt	2.43E-06	1.69E-03		
Copper	2.69E-05	1.87E-02		
Fluoride	8.41E-05	5.84E-02		
Iron	5.26E-04	3.66E-01		
Lead	5.46E-06	3.79E-03		
Manganese	1.26E-04	8.76E-02		
Mercury	1.15E-08	7.99E-06		
Nickel	5.09E-06	3.54E-03		
Silica		8.84E-01		

Table 3.43a Chronic daily intakes for systemic toxicity for direct contact exposures by a child resident
(continued)

----- AREA_CODE=i MEDIA=UCRS Groundwater -----
(continued)

Analyte	Dermal contact while showering	Direct ingestion	Inh. of volatiles while showering	Inh. of volatiles during household use
Silver	1.79E-06	1.24E-03		
Sulfate	8.00E-03	5.55E+00		
Tetraoxo-sulfate(1-)		6.93E+00		
Thallium	7.81E-07	5.42E-04		
Uranium	1.07E-06	7.45E-04		
Vanadium	2.88E-05	2.00E-02		
Zinc	2.76E-05	1.92E-02		
Benzene	4.94E-06	1.63E-04	8.92E-05	9.68E-04
Bromodichloromethane	1.40E-06	1.67E-04	9.14E-05	9.92E-04
Chloroform	2.42E-06	1.89E-04	1.03E-04	1.12E-03
Dibromochloromethane	7.43E-07	1.32E-04	7.22E-05	7.84E-04
Ethanol		1.59E-03		
Methylene chloride	1.85E-06	2.85E-04	1.56E-04	1.69E-03
Trichloroethene	5.19E-06	2.25E-04	1.23E-04	1.34E-03
Cesium-137				
Cobalt-60				
Radium-226				
Radon-222				
Technetium-99				

----- AREA_CODE=j MEDIA=McNairy Groundwater -----

Analyte	Dermal contact while showering	Direct ingestion	Inh. of volatiles while showering	Inh. of volatiles during household use
Aluminum	1.94E-04	1.35E-01		
Arsenic	8.13E-06	5.65E-03		
Manganese	2.88E-04	2.00E-01		
Molybdenum	3.00E-05	2.08E-02		
Sulfate	1.49E-02	1.03E+01		

----- AREA_CODE=j MEDIA=RGA Groundwater -----

Analyte	Dermal contact while showering	Direct ingestion	Inh. of volatiles while showering	Inh. of volatiles during household use
Aluminum	3.24E-04	2.25E-01		
Arsenic	4.09E-07	2.84E-04		
Iron	4.43E-04	3.07E-01		
Manganese	2.24E-04	1.56E-01		
Molybdenum	1.18E-05	8.20E-03		
Silica		9.44E-01		
Sulfate	3.60E-02	2.50E+01		
Thallium	6.90E-06	4.79E-03		
Vanadium	9.08E-06	6.30E-03		

Table 3.43a Chronic daily intakes for systemic toxicity for direct contact exposures by a child resident
(continued)

----- AREA_CODE=k MEDIA=Other Groundwater -----

Analyte	Dermal contact while showering	Direct ingestion	Inh. of volatiles while showering	Inh. of volatiles during household use
Aluminum	7.93E-04	5.51E-01		
Ammonia as Nitrogen	5.81E-04	2.69E-01		
Antimony	4.98E-06	3.46E-03		
Arsenic	2.58E-07	1.79E-04		
Barium	9.18E-06	6.37E-03		
Beryllium	5.67E-07	3.94E-04		
Cadmium	1.52E-06	1.06E-03		
Chromium	2.57E-06	1.79E-03		
Cobalt	5.02E-06	3.49E-03		
Fluoride	3.67E-05	2.55E-02		
Iron	1.54E-02	1.07E+01		
Kjeldahl Nitrogen		6.84E-02		
Lead	1.46E-05	1.01E-02		
Manganese	1.12E-03	7.78E-01		
Mercury	1.03E-08	7.15E-06		
Nickel	9.23E-06	6.41E-03		
Nitrate as Nitrogen	1.30E-04	9.03E-02		
Silica		3.59E+00		
Strontium	5.76E-05	4.00E-02		
Sulfate	1.23E-01	8.52E+01		
Sulfide		8.77E-02		
Tetraoxo-sulfate(1-)		2.08E+02		
Tin	4.96E-07	3.45E-04		
Uranium	3.16E-07	2.20E-04		
Vanadium	1.30E-05	9.06E-03		
Zinc	9.28E-06	6.44E-03		
1,1-Dichloroethane	1.43E-05	1.11E-03	6.08E-04	6.60E-03
1,1-Dichloroethene	2.26E-05	1.77E-03	9.64E-04	1.05E-02
1,2-Dichloroethene	9.73E-06	6.31E-03	3.45E-03	3.74E-02
Acetone	2.71E-06	3.31E-03	1.81E-03	1.96E-02
Di-n-butyl phthalate	6.10E-05	3.68E-04		
Methylene chloride	1.90E-06	2.94E-04	1.61E-04	1.74E-03
Naphthalene	8.87E-05	8.93E-04	4.88E-04	5.29E-03
Phenanthrene	5.14E-05	1.32E-04	7.22E-05	7.84E-04
Trichloroethene	4.95E-05	2.15E-03	1.17E-03	1.27E-02
Vinyl chloride	1.04E-05	9.92E-04	5.42E-04	5.88E-03
cis-1,2-Dichloroethene	9.07E-05	6.30E-03	3.44E-03	3.73E-02
Neptunium-237				
Radium-226				
Radon-222				
Technetium-99				
Thorium-228				
Uranium-234				
Uranium-235				
Uranium-238				

----- AREA_CODE=l MEDIA=McNairy Groundwater -----

Analyte	Dermal contact while showering	Direct ingestion	Inh. of volatiles while showering	Inh. of volatiles during household use
Aluminum	3.66E-05	2.54E-02		
Antimony	8.92E-06	6.19E-03		
Nitrate as Nitrogen	6.07E-05	4.21E-02		
Silica		6.89E-01		

Table 3.43a Chronic daily intakes for systemic toxicity for direct contact exposures by a child resident
(continued)

----- AREA_CODE=1 MEDIA=McNairy Groundwater -----
(continued)

Analyte	Dermal contact while showering	Direct ingestion	Inh. of volatiles while showering	Inh. of volatiles during household use
Tetraoxo-sulfate(1-)		1.12E+00		
Thallium	3.63E-05	2.52E-02		
Zinc	1.17E-05	8.11E-03		
Trichloroethene	6.76E-04	2.93E-02	1.60E-02	1.74E-01
Technetium-99				

----- AREA_CODE=1 MEDIA=Other Groundwater -----

Analyte	Dermal contact while showering	Direct ingestion	Inh. of volatiles while showering	Inh. of volatiles during household use
Methylene chloride	2.14E-06	3.31E-04	1.81E-04	1.96E-03

----- AREA_CODE=1 MEDIA=RGA Groundwater -----

Analyte	Dermal contact while showering	Direct ingestion	Inh. of volatiles while showering	Inh. of volatiles during household use
Aluminum	1.53E-04	1.06E-01		
Arsenic	3.10E-07	2.15E-04		
Barium	2.23E-05	1.55E-02		
Beryllium	5.64E-07	3.92E-04		
Cadmium	8.96E-07	6.22E-04		
Chromium	5.40E-06	3.75E-03		
Cobalt	2.46E-06	1.71E-03		
Fluoride	2.32E-05	1.61E-02		
Iron	5.03E-04	3.50E-01		
Lead	4.71E-06	3.27E-03		
Manganese	3.77E-05	2.62E-02		
Mercury	2.86E-08	1.98E-05		
Molybdenum	2.75E-06	1.91E-03		
Nitrate as Nitrogen	1.33E-04	9.25E-02		
Selenium	3.60E-07	2.50E-04		
Silica		6.85E-01		
Sulfate	9.31E-04	6.46E-01		
Tetraoxo-sulfate(1-)		5.83E-01		
Thallium	6.90E-06	4.79E-03		
Tin	2.20E-05	1.53E-02		
Uranium	4.46E-07	3.10E-04		
Vanadium	4.25E-06	2.95E-03		
Zinc	2.61E-06	1.82E-03		
1,1,2-Trichloroethane	1.60E-06	1.32E-04	7.22E-05	7.84E-04
1,1-Dichloroethene	5.51E-05	4.30E-03	2.35E-03	2.55E-02
1,2-Dichloroethane	5.55E-07	7.27E-05	3.97E-05	4.31E-04
Acetone	8.83E-07	1.08E-03	5.89E-04	6.39E-03
Bis(2-ethylhexyl)phthalate	4.46E-06	1.32E-04		
Butyl benzyl phthalate	6.80E-06	6.61E-05		
Carbon tetrachloride	3.35E-04	1.06E-02	5.78E-03	6.28E-02
Chlorobenzene	7.81E-06	1.32E-04	7.22E-05	7.84E-04
Chloroform	1.19E-05	9.26E-04	5.06E-04	5.49E-03

Table 3.43a Chronic daily intakes for systemic toxicity for direct contact exposures by a child resident
(continued)

----- AREA_CODE=1 MEDIA=RGA Groundwater -----
(continued)

Analyte	Dermal contact while showering	Direct ingestion	Inh. of volatiles while showering	Inh. of volatiles during household use
Di-n-butyl phthalate	1.45E-04	8.73E-04		
Dimethylbenzene	6.83E-03	5.01E-02	2.73E-02	2.97E-01
Ethane		3.65E-03		
Ethylbenzene	3.00E-03	2.81E-02	1.54E-02	1.67E-01
Ethylene		1.90E-02		
Methylene chloride	5.35E-06	8.26E-04	4.51E-04	4.90E-03
Tetrachloroethene	1.13E-02	2.12E-02	1.16E-02	1.26E-01
Trichloroethene	2.12E-02	9.22E-01	5.04E-01	5.47E+00
Vinyl chloride	3.16E-03	3.01E-01	1.64E-01	1.78E+00
cis-1,2-Dichloroethene	2.17E-03	1.51E-01	8.23E-02	8.93E-01
trans-1,2-Dichloroethene	1.22E-04	7.94E-02	4.33E-02	4.71E-01
Americium-241				
Cesium-137				
Cobalt-60				
Neptunium-237				
Plutonium-239				
Radium-226				
Radon-222				
Technetium-99				
Thorium-230				
Uranium-234				
Uranium-235				
Uranium-235/236				
Uranium-238				

----- AREA_CODE=1 MEDIA=UCRS Groundwater -----

Analyte	Dermal contact while showering	Direct ingestion	Inh. of volatiles while showering	Inh. of volatiles during household use
Aluminum	2.51E-04	1.74E-01		
Ammonia as Nitrogen	1.02E-05	4.71E-03		
Antimony	2.66E-06	1.85E-03		
Arsenic	1.36E-06	9.41E-04		
Barium	2.81E-05	1.95E-02		
Beryllium	1.62E-07	1.12E-04		
Cadmium	7.50E-07	5.21E-04		
Chromium	3.28E-06	2.27E-03		
Cobalt	2.31E-06	1.60E-03		
Fluoride	2.20E-05	1.53E-02		
Iron	4.54E-04	3.15E-01		
Kjeldahl Nitrogen		3.25E-01		
Lead	4.43E-06	3.08E-03		
Manganese	4.99E-05	3.47E-02		
Mercury	2.86E-08	1.98E-05		
Molybdenum	9.52E-07	6.61E-04		
Nickel	1.28E-05	8.91E-03		
Nitrate as Nitrogen	8.05E-05	5.59E-02		
Nitrate/Nitrite	1.99E-04	1.38E-01		
Orthophosphate		5.50E-03		
Selenium	2.48E-07	1.72E-04		
Silica		1.13E+00		
Strontium	1.23E-04	8.51E-02		
Sulfate	1.25E-02	8.66E+00		

Table 3.43a Chronic daily intakes for systemic toxicity for direct contact exposures by a child resident
(continued)

----- AREA_CODE=1 MEDIA=UCRS Groundwater -----
(continued)

Analyte	Dermal contact while showering	Direct ingestion	Inh. of volatiles while showering	Inh. of volatiles during household use
Sulfide		1.78E+00		
Tetraoxo-sulfate(1-)		6.58E+00		
Thallium	5.30E-06	3.68E-03		
Tin	2.48E-06	1.72E-03		
Uranium	1.12E-06	7.75E-04		
Vanadium	7.38E-06	5.12E-03		
Zinc	1.72E-06	1.20E-03		
1,1-Dichloroethene	1.70E-04	1.32E-02	7.22E-03	7.84E-02
1,2-Dichloroethane	1.01E-06	1.32E-04	7.22E-05	7.84E-04
1,2-Dichloroethene	3.85E-07	2.50E-04	1.36E-04	1.48E-03
2,4-Dimethylphenol	4.61E-05	2.91E-04	1.59E-04	1.73E-03
Benzene	1.56E-05	5.16E-04	2.82E-04	3.06E-03
Bis(2-ethylhexyl)phthalate	2.23E-06	6.61E-05		
Chloroethane	6.25E-04	5.42E-02	2.96E-02	3.22E-01
Chloroform	1.44E-05	1.12E-03	6.14E-04	6.67E-03
Di-n-butyl phthalate	1.07E-05	6.48E-05		
Dimethylbenzene	7.68E-03	5.63E-02	3.07E-02	3.34E-01
Ethane		8.21E-03		
Ethylbenzene	3.39E-03	3.18E-02	1.74E-02	1.88E-01
Ethylene		1.16E-01		
Fluorene	9.23E-05	2.61E-04	1.43E-04	1.55E-03
Isophorone	2.11E-06	3.33E-04		
Methylene chloride	4.37E-06	6.74E-04	3.68E-04	4.00E-03
Naphthalene	9.27E-05	9.33E-04	5.09E-04	5.53E-03
Phenanthrene	1.00E-04	2.57E-04	1.40E-04	1.53E-03
Trichloroethene	5.08E-02	2.21E+00	1.21E+00	1.31E+01
Vinyl chloride	3.48E-03	3.31E-01	1.81E-01	1.96E+00
cis-1,2-Dichloroethene	4.67E-03	3.24E-01	1.77E-01	1.92E+00
trans-1,2-Dichloroethene	5.10E-05	3.31E-02	1.81E-02	1.96E-01
Americium-241				
Cobalt-60				
Neptunium-237				
Plutonium-239				
Radium-226				
Radon-222				
Technetium-99				
Thorium-228				
Uranium-234				
Uranium-235				
Uranium-235/236				
Uranium-238				

----- AREA_CODE=m MEDIA=McNairy Groundwater -----

Analyte	Dermal contact while showering	Direct ingestion	Inh. of volatiles while showering	Inh. of volatiles during household use
Aluminum	6.25E-05	4.34E-02		
Arsenic	5.37E-07	3.73E-04		
Barium	1.89E-05	1.31E-02		
Beryllium	6.48E-07	4.50E-04		
Cadmium	1.76E-06	1.22E-03		
Chromium	7.87E-06	5.46E-03		
Cobalt	2.87E-06	1.99E-03		

Table 3.43a Chronic daily intakes for systemic toxicity for direct contact exposures by a child resident
(continued)

----- AREA_CODE=m MEDIA=McNairy Groundwater -----
(continued)

Analyte	Dermal contact while showering	Direct ingestion	Inh. of volatiles while showering	Inh. of volatiles during household use
Fluoride	2.60E-05	1.80E-02		
Iron	2.87E-03	1.99E+00		
Manganese	4.57E-05	3.17E-02		
Mercury	3.27E-08	2.27E-05		
Molybdenum	3.44E-06	2.39E-03		
Nickel	4.00E-06	2.78E-03		
Silica		1.11E+00		
Sulfate	4.73E-02	3.28E+01		
Tetraoxo-sulfate(1-)		5.16E-01		
Uranium	1.86E-07	1.29E-04		
Vanadium	1.42E-05	9.89E-03		
Zinc	3.75E-06	2.60E-03		
Trichloroethene	2.31E-06	1.00E-04	5.47E-05	5.94E-04
Neptunium-237				
Plutonium-239				
Radium-226				
Radon-222				
Technetium-99				
Thorium-230				

----- AREA_CODE=m MEDIA=Other Groundwater -----

Analyte	Dermal contact while showering	Direct ingestion	Inh. of volatiles while showering	Inh. of volatiles during household use
Aluminum	3.33E-04	2.31E-01		
Ammonia as Nitrogen	5.81E-04	2.69E-01		
Antimony	3.41E-06	2.36E-03		
Arsenic	2.52E-07	1.75E-04		
Barium	9.65E-06	6.70E-03		
Beryllium	2.60E-07	1.81E-04		
Cadmium	1.52E-06	1.06E-03		
Chromium	2.54E-06	1.76E-03		
Cobalt	6.06E-06	4.21E-03		
Fluoride	5.91E-05	4.11E-02		
Iron	4.42E-03	3.07E+00		
Kjeldahl Nitrogen		6.84E-02		
Lead	1.17E-05	8.11E-03		
Manganese	3.79E-04	2.63E-01		
Mercury	1.73E-08	1.20E-05		
Nickel	6.03E-06	4.18E-03		
Nitrate as Nitrogen	1.95E-04	1.35E-01		
Silica		2.65E+00		
Strontium	5.76E-05	4.00E-02		
Sulfate	1.23E-01	8.52E+01		
Sulfide		8.77E-02		
Tetraoxo-sulfate(1-)		3.74E+01		
Thallium	7.14E-06	4.96E-03		
Tin	4.96E-07	3.45E-04		
Uranium	2.62E-07	1.82E-04		
Vanadium	1.04E-05	7.21E-03		
Zinc	4.35E-06	3.02E-03		
1,1-Dichloroethane	1.41E-05	1.10E-03	6.01E-04	6.52E-03
1,1-Dichloroethene	2.23E-05	1.74E-03	9.52E-04	1.03E-02

Table 3.43a Chronic daily intakes for systemic toxicity for direct contact exposures by a child resident
(continued)

----- AREA_CODE=m MEDIA=Other Groundwater -----
(continued)

Analyte	Dermal contact while showering	Direct ingestion	Inh. of volatiles while showering	Inh. of volatiles during household use
1,2-Dichloroethene	9.73E-06	6.31E-03	3.45E-03	3.74E-02
Acetone	2.71E-06	3.31E-03	1.81E-03	1.96E-02
Di-n-butyl phthalate	6.10E-05	3.68E-04		
Methylene chloride	1.90E-06	2.94E-04	1.61E-04	1.74E-03
Naphthalene	8.87E-05	8.93E-04	4.88E-04	5.29E-03
Phenanthrene	5.14E-05	1.32E-04	7.22E-05	7.84E-04
Trichloroethene	3.69E-05	1.60E-03	8.76E-04	9.51E-03
Vinyl chloride	1.04E-05	9.92E-04	5.42E-04	5.88E-03
cis-1,2-Dichloroethene	8.58E-05	5.96E-03	3.26E-03	3.54E-02
Neptunium-237				
Radium-226				
Radon-222				
Technetium-99				
Thorium-228				
Thorium-230				
Uranium-234				
Uranium-235				
Uranium-238				

----- AREA_CODE=m MEDIA=RGA Groundwater -----

Analyte	Dermal contact while showering	Direct ingestion	Inh. of volatiles while showering	Inh. of volatiles during household use
Aluminum	7.45E-05	5.17E-02		
Antimony	7.52E-06	5.22E-03		
Arsenic	2.51E-07	1.74E-04		
Barium	9.33E-06	6.48E-03		
Beryllium	6.81E-07	4.73E-04		
Bicarbonate		8.39E+00		
Boron	2.52E-05	1.75E-02		
Cadmium	9.52E-07	6.61E-04		
Cerium		2.65E-03		
Chromium	1.72E-05	1.19E-02		
Cobalt	2.70E-06	1.88E-03		
Copper	2.79E-06	1.94E-03		
Fluoride	1.60E-05	1.11E-02		
Gallium		2.98E-03		
Iron	2.36E-04	1.64E-01		
Lead	4.85E-06	3.37E-03		
Lithium	3.81E-06	2.65E-03		
Manganese	1.01E-05	6.99E-03		
Mercury	1.18E-08	8.20E-06		
Molybdenum	2.73E-06	1.90E-03		
Nickel	6.21E-06	4.31E-03		
Nitrate as Nitrogen	9.40E-05	6.53E-02		
Selenium	2.42E-07	1.68E-04		
Silica		6.10E-01		
Silver	2.18E-06	1.51E-03		
Sulfate	2.61E-03	1.81E+00		
Tetraoxo-sulfate(1-)		7.28E-01		
Thallium	1.04E-05	7.19E-03		
Thorium		1.65E-03		
Titanium	3.46E-06	2.41E-03		

Table 3.43a Chronic daily intakes for systemic toxicity for direct contact exposures by a child resident
(continued)

----- AREA_CODE=m MEDIA=RGA Groundwater -----
(continued)

Analyte	Dermal contact while showering	Direct ingestion	Inh. of volatiles while showering	Inh. of volatiles during household use
Uranium	1.09E-07	7.60E-05		
Vanadium	6.02E-06	4.18E-03		
Zinc	5.37E-06	3.73E-03		
Zirconium	9.52E-07	6.61E-04		
1,1-Dichloroethene	1.70E-05	1.32E-03	7.22E-04	7.84E-03
1,2-Dichlorobenzene	3.31E-07	3.77E-06	2.06E-06	2.24E-05
1,2-Dichloroethene	1.99E-07	1.29E-04	7.04E-05	7.64E-04
1,3,5-Trimethylbenzene	4.64E-06	1.32E-05	7.22E-06	7.84E-05
1,4-Dichlorobenzene	3.66E-07	4.10E-06	2.24E-06	2.43E-05
2-Butanone	1.20E-06	7.62E-04	4.16E-04	4.52E-03
4-Bromofluorobenzene		3.11E-03		
4-Methyl-2-pentanone	2.84E-06	5.97E-04	3.26E-04	3.54E-03
Acetone	6.08E-07	7.42E-04	4.05E-04	4.40E-03
Acrylonitrile	1.33E-06	6.61E-04	3.61E-04	3.92E-03
Benzene	2.00E-06	6.61E-05	3.61E-05	3.92E-04
Bis(2-ethylhexyl)phthalate	1.33E-05	3.95E-04		
Bromomethane	3.33E-07	6.61E-05	3.61E-05	3.92E-04
Carbazole	9.91E-05	7.58E-04		
Carbon tetrachloride	1.26E-06	3.97E-05	2.17E-05	2.35E-04
Chloroform	1.70E-06	1.32E-04	7.22E-05	7.84E-04
Chloromethane	8.00E-07	1.32E-04	7.22E-05	7.84E-04
Chrysene	4.63E-05	3.97E-05		
Di-n-butyl phthalate	6.52E-05	3.94E-04		
Dimethylbenzene	5.41E-05	3.97E-04	2.17E-04	2.35E-03
Ethanol		1.12E-02		
Ethylbenzene	7.05E-06	6.61E-05	3.61E-05	3.92E-04
Methylene chloride	1.54E-06	2.38E-04	1.30E-04	1.41E-03
PCB-1254	1.39E-05	2.80E-05		
Polychlorinated biphenyl	3.30E-06	6.61E-06		
Tetrachloroethene	7.05E-05	1.32E-04	7.22E-05	7.84E-04
Trichloroethene	8.91E-04	3.87E-02	2.11E-02	2.29E-01
Vinyl chloride	6.95E-07	6.61E-05	3.61E-05	3.92E-04
cis-1,2-Dichloroethene	2.10E-05	1.45E-03	7.95E-04	8.63E-03
m,p-Xylene	4.93E-07	3.61E-06	1.97E-06	2.14E-05
trans-1,2-Dichloroethene	5.10E-07	3.31E-04	1.81E-04	1.96E-03
trans-1,3-Dichloropropene		1.12E-05		
Americium-241				
Cesium-137				
Cobalt-60				
Neptunium-237				
Plutonium-239				
Radium-226				
Radon-222				
Technetium-99				
Thorium-230				

----- AREA_CODE=m MEDIA=UCRS Groundwater -----

Analyte	Dermal contact while showering	Direct ingestion	Inh. of volatiles while showering	Inh. of volatiles during household use
Aluminum	3.20E-04	2.22E-01		
Antimony	5.47E-06	3.80E-03		
Arsenic	3.81E-07	2.65E-04		

Table 3.43a Chronic daily intakes for systemic toxicity for direct contact exposures by a child resident
(continued)

----- AREA_CODE=m MEDIA=UCRS Groundwater -----
(continued)

Analyte	Dermal contact while showering	Direct ingestion	Inh. of volatiles while showering	Inh. of volatiles during household use
Barium	2.68E-05	1.86E-02		
Cadmium	9.60E-07	6.67E-04		
Chromium	2.81E-06	1.95E-03		
Cobalt	2.51E-06	1.74E-03		
Copper	1.25E-05	8.66E-03		
Fluoride	6.22E-05	4.32E-02		
Iron	3.94E-04	2.74E-01		
Lead	4.90E-06	3.40E-03		
Manganese	1.95E-05	1.36E-02		
Mercury	1.09E-08	7.60E-06		
Nickel	5.90E-06	4.10E-03		
Nitrate as Nitrogen	1.23E-04	8.57E-02		
Silica		1.10E+00		
Silver	1.96E-06	1.36E-03		
Sulfate	7.20E-03	5.00E+00		
Tetraoxo-sulfate(1-)		3.04E+00		
Thallium	7.81E-07	5.42E-04		
Uranium	6.05E-06	4.20E-03		
Vanadium	2.16E-05	1.50E-02		
Zinc	1.54E-05	1.07E-02		
Benzene	6.32E-06	2.09E-04	1.14E-04	1.24E-03
Bromodichloromethane	4.97E-06	5.95E-04	3.25E-04	3.53E-03
Chloroform	9.10E-06	7.10E-04	3.88E-04	4.21E-03
Dibromochloromethane	7.43E-07	1.32E-04	7.22E-05	7.84E-04
Ethanol		1.59E-03		
Methylene chloride	1.82E-06	2.81E-04	1.53E-04	1.67E-03
Trichloroethene	5.72E-06	2.48E-04	1.36E-04	1.47E-03
Cesium-137				
Cobalt-60				
Neptunium-237				
Plutonium-239				
Radium-226				
Radon-222				
Technetium-99				

----- AREA_CODE=n MEDIA=McNairy Groundwater -----

Analyte	Dermal contact while showering	Direct ingestion	Inh. of volatiles while showering	Inh. of volatiles during household use
Aluminum	1.47E-04	1.02E-01		
Antimony	7.78E-06	5.40E-03		
Arsenic	4.45E-07	3.09E-04		
Barium	1.79E-05	1.24E-02		
Beryllium	6.53E-07	4.54E-04		
Cadmium	1.82E-06	1.26E-03		
Chromium	3.03E-06	2.11E-03		
Cobalt	2.84E-06	1.97E-03		
Fluoride	2.27E-05	1.57E-02		
Iron	8.51E-04	5.91E-01		
Manganese	3.63E-05	2.52E-02		
Mercury	2.29E-08	1.59E-05		
Molybdenum	3.32E-06	2.30E-03		
Nickel	4.03E-06	2.80E-03		

Table 3.43a Chronic daily intakes for systemic toxicity for direct contact exposures by a child resident
(continued)

----- AREA_CODE=n MEDIA=McNairy Groundwater -----
(continued)

Analyte	Dermal contact while showering	Direct ingestion	Inh. of volatiles while showering	Inh. of volatiles during household use
Nitrate as Nitrogen	5.37E-05	3.73E-02		
Silica		9.25E-01		
Sulfate	3.59E-02	2.49E+01		
Tetraoxo-sulfate(1-)		4.95E-01		
Thallium	8.48E-06	5.89E-03		
Uranium	1.60E-07	1.11E-04		
Vanadium	1.13E-05	7.84E-03		
Zinc	6.05E-06	4.20E-03		
Trichloroethene	2.54E-04	1.10E-02	6.02E-03	6.54E-02
Neptunium-237				
Plutonium-239				
Radium-226				
Radon-222				
Technetium-99				
Thorium-230				

----- AREA_CODE=n MEDIA=Other Groundwater -----

Analyte	Dermal contact while showering	Direct ingestion	Inh. of volatiles while showering	Inh. of volatiles during household use
Aluminum	3.33E-04	2.31E-01		
Ammonia as Nitrogen	5.81E-04	2.69E-01		
Antimony	3.41E-06	2.36E-03		
Arsenic	2.52E-07	1.75E-04		
Barium	9.65E-06	6.70E-03		
Beryllium	2.60E-07	1.81E-04		
Cadmium	1.52E-06	1.06E-03		
Chromium	2.54E-06	1.76E-03		
Cobalt	6.06E-06	4.21E-03		
Fluoride	5.91E-05	4.11E-02		
Iron	4.42E-03	3.07E+00		
Kjeldahl Nitrogen		6.84E-02		
Lead	1.17E-05	8.11E-03		
Manganese	3.79E-04	2.63E-01		
Mercury	1.73E-08	1.20E-05		
Nickel	6.03E-06	4.18E-03		
Nitrate as Nitrogen	1.95E-04	1.35E-01		
Silica		2.65E+00		
Strontium	5.76E-05	4.00E-02		
Sulfate	1.23E-01	8.52E+01		
Sulfide		8.77E-02		
Tetraoxo-sulfate(1-)		3.74E+01		
Thallium	7.14E-06	4.96E-03		
Tin	4.96E-07	3.45E-04		
Uranium	2.62E-07	1.82E-04		
Vanadium	1.04E-05	7.21E-03		
Zinc	4.35E-06	3.02E-03		
1,1-Dichloroethane	1.39E-05	1.09E-03	5.94E-04	6.45E-03
1,1-Dichloroethene	2.21E-05	1.72E-03	9.40E-04	1.02E-02
1,2-Dichloroethene	8.23E-06	5.34E-03	2.92E-03	3.17E-02
Acetone	2.71E-06	3.31E-03	1.81E-03	1.96E-02
Di-n-butyl phthalate	6.10E-05	3.68E-04		
Methylene chloride	1.82E-06	2.81E-04	1.53E-04	1.67E-03

Table 3.43a Chronic daily intakes for systemic toxicity for direct contact exposures by a child resident
(continued)

----- AREA_CODE=n MEDIA=Other Groundwater -----
(continued)

Analyte	Dermal contact while showering	Direct ingestion	Inh. of volatiles while showering	Inh. of volatiles during household use
Naphthalene	8.87E-05	8.93E-04	4.88E-04	5.29E-03
Phenanthrene	5.14E-05	1.32E-04	7.22E-05	7.84E-04
Trichloroethene	3.67E-05	1.59E-03	8.69E-04	9.44E-03
Vinyl chloride	1.04E-05	9.92E-04	5.42E-04	5.88E-03
cis-1,2-Dichloroethene	8.58E-05	5.96E-03	3.26E-03	3.54E-02
Neptunium-237				
Radium-226				
Radon-222				
Technetium-99				
Thorium-228				
Thorium-230				
Uranium-234				
Uranium-235				
Uranium-238				

----- AREA_CODE=n MEDIA=RGA Groundwater -----

Analyte	Dermal contact while showering	Direct ingestion	Inh. of volatiles while showering	Inh. of volatiles during household use
Aluminum	9.95E-05	6.91E-02		
Antimony	7.32E-06	5.08E-03		
Arsenic	2.73E-07	1.90E-04		
Barium	9.39E-06	6.52E-03		
Beryllium	6.43E-07	4.46E-04		
Bicarbonate		8.39E+00		
Boron	2.52E-05	1.75E-02		
Cadmium	9.05E-07	6.29E-04		
Cerium		2.65E-03		
Chromium	1.17E-05	8.12E-03		
Cobalt	2.62E-06	1.82E-03		
Copper	2.44E-06	1.70E-03		
Fluoride	1.85E-05	1.28E-02		
Gallium		2.98E-03		
Iron	3.03E-04	2.10E-01		
Lead	4.70E-06	3.26E-03		
Lithium	3.81E-06	2.65E-03		
Manganese	2.07E-05	1.43E-02		
Mercury	2.67E-08	1.85E-05		
Molybdenum	2.71E-06	1.88E-03		
Nickel	6.04E-06	4.20E-03		
Nitrate as Nitrogen	1.04E-04	7.26E-02		
Selenium	2.94E-07	2.04E-04		
Silica		6.39E-01		
Silver	2.21E-06	1.54E-03		
Sulfate	2.26E-03	1.57E+00		
Tetraoxo-sulfate(1-)		6.50E-01		
Thallium	9.49E-06	6.59E-03		
Thorium		1.65E-03		
Tin	3.80E-06	2.64E-03		
Titanium	3.46E-06	2.41E-03		
Uranium	2.52E-07	1.75E-04		
Vanadium	5.56E-06	3.86E-03		
Zinc	4.60E-06	3.19E-03		

Table 3.43a Chronic daily intakes for systemic toxicity for direct contact exposures by a child resident
(continued)

----- AREA_CODE=n MEDIA=RGA Groundwater -----
(continued)

Analyte	Dermal contact while showering	Direct ingestion	Inh. of volatiles while showering	Inh. of volatiles during household use
Zirconium	9.52E-07	6.61E-04		
1,1,2-Trichloroethane	1.60E-06	1.32E-04	7.22E-05	7.84E-04
1,1-Dichloroethene	5.51E-05	4.30E-03	2.35E-03	2.55E-02
1,2-Dichlorobenzene	3.31E-07	3.77E-06	2.06E-06	2.24E-05
1,2-Dichloroethane	5.55E-07	7.27E-05	3.97E-05	4.31E-04
1,2-Dichloroethene	1.83E-07	1.19E-04	6.49E-05	7.05E-04
1,3,5-Trimethylbenzene	4.64E-06	1.32E-05	7.22E-06	7.84E-05
1,4-Dichlorobenzene	3.66E-07	4.10E-06	2.24E-06	2.43E-05
2-Butanone	9.78E-06	6.23E-03	3.40E-03	3.70E-02
4-Bromofluorobenzene		3.11E-03		
4-Methyl-2-pentanone	5.34E-06	1.12E-03	6.14E-04	6.67E-03
Acetone	5.08E-06	6.19E-03	3.38E-03	3.67E-02
Acrylonitrile	1.33E-06	6.61E-04	3.61E-04	3.92E-03
Benzene	2.00E-06	6.61E-05	3.61E-05	3.92E-04
Bis(2-ethylhexyl)phthalate	1.21E-05	3.58E-04		
Bromomethane	3.33E-07	6.61E-05	3.61E-05	3.92E-04
Butyl benzyl phthalate	6.80E-06	6.61E-05		
Carbazole	4.99E-05	3.82E-04		
Carbon tetrachloride	3.35E-04	1.06E-02	5.78E-03	6.28E-02
Chlorobenzene	7.81E-06	1.32E-04	7.22E-05	7.84E-04
Chloroform	1.19E-05	9.26E-04	5.06E-04	5.49E-03
Chloromethane	8.00E-07	1.32E-04	7.22E-05	7.84E-04
Chrysene	4.63E-05	3.97E-05		
Di-n-butyl phthalate	1.08E-04	6.50E-04		
Dimethylbenzene	2.93E-03	2.15E-02	1.17E-02	1.27E-01
Ethane		2.17E-03		
Ethanol		1.12E-02		
Ethylbenzene	1.31E-03	1.22E-02	6.69E-03	7.26E-02
Ethylene		6.49E-03		
Methylene chloride	1.88E-05	2.90E-03	1.59E-03	1.72E-02
PCB-1254	1.47E-05	2.95E-05		
Polychlorinated biphenyl	3.30E-06	6.61E-06		
Tetrachloroethene	1.13E-02	2.12E-02	1.16E-02	1.26E-01
Trichloroethene	1.02E-02	4.44E-01	2.42E-01	2.63E+00
Vinyl chloride	1.22E-03	1.16E-01	6.32E-02	6.86E-01
cis-1,2-Dichloroethene	8.83E-04	6.13E-02	3.35E-02	3.64E-01
m,p-Xylene	8.76E-07	6.42E-06	3.51E-06	3.81E-05
trans-1,2-Dichloroethene	9.07E-05	5.88E-02	3.21E-02	3.49E-01
trans-1,3-Dichloropropene		1.12E-05		
Americium-241				
Cesium-137				
Cobalt-60				
Neptunium-237				
Plutonium-239				
Radium-226				
Radon-222				
Technetium-99				
Thorium-230				
Uranium-234				
Uranium-235				
Uranium-235/236				
Uranium-238				

Table 3.43a Chronic daily intakes for systemic toxicity for direct contact exposures by a child resident
(continued)

----- AREA_CODE=n MEDIA=UCRS Groundwater -----

Analyte	Dermal contact while showering	Direct ingestion	Inh. of volatiles while showering	Inh. of volatiles during household use
Aluminum	2.48E-04	1.72E-01		
Ammonia as Nitrogen	1.02E-05	4.71E-03		
Antimony	4.73E-06	3.29E-03		
Arsenic	1.16E-06	8.02E-04		
Barium	2.65E-05	1.84E-02		
Beryllium	1.62E-07	1.12E-04		
Cadmium	7.64E-07	5.31E-04		
Chromium	3.15E-06	2.19E-03		
Cobalt	2.34E-06	1.62E-03		
Copper	4.62E-06	3.21E-03		
Fluoride	4.21E-05	2.93E-02		
Iron	3.98E-04	2.77E-01		
Kjeldahl Nitrogen		3.25E-01		
Lead	4.59E-06	3.19E-03		
Manganese	7.54E-05	5.23E-02		
Mercury	4.76E-08	3.31E-05		
Molybdenum	9.52E-07	6.61E-04		
Nickel	1.02E-05	7.11E-03		
Nitrate as Nitrogen	7.63E-05	5.30E-02		
Nitrate/Nitrite	1.99E-04	1.38E-01		
Orthophosphate		5.50E-03		
Selenium	2.46E-07	1.71E-04		
Silica		1.09E+00		
Silver	2.01E-06	1.39E-03		
Strontium	1.23E-04	8.51E-02		
Sulfate	1.17E-02	8.12E+00		
Sulfide		1.78E+00		
Tetraoxo-sulfate(1-)		6.15E+00		
Thallium	4.95E-06	3.44E-03		
Tin	2.48E-06	1.72E-03		
Uranium	2.29E-06	1.59E-03		
Vanadium	7.66E-06	5.32E-03		
Zinc	5.00E-06	3.47E-03		
1,1-Dichloroethene	1.70E-04	1.32E-02	7.22E-03	7.84E-02
1,2-Dichloroethane	1.01E-06	1.32E-04	7.22E-05	7.84E-04
1,2-Dichloroethene	6.23E-07	4.04E-04	2.21E-04	2.40E-03
2,4-Dimethylphenol	4.61E-05	2.91E-04	1.59E-04	1.73E-03
Benzene	1.56E-05	5.16E-04	2.82E-04	3.06E-03
Bis(2-ethylhexyl)phthalate	2.23E-06	6.61E-05		
Bromodichloromethane	4.97E-06	5.95E-04	3.25E-04	3.53E-03
Chloroethane	5.27E-05	4.57E-03	2.50E-03	2.71E-02
Chloroform	2.03E-05	1.59E-03	8.67E-04	9.41E-03
Di-n-butyl phthalate	1.07E-05	6.48E-05		
Dibromochloromethane	7.43E-07	1.32E-04	7.22E-05	7.84E-04
Dimethylbenzene	5.40E-03	3.96E-02	2.16E-02	2.35E-01
Ethane		8.21E-03		
Ethanol		1.59E-03		
Ethylbenzene	2.39E-03	2.24E-02	1.22E-02	1.33E-01
Ethylene		1.16E-01		
Fluorene	9.23E-05	2.61E-04	1.43E-04	1.55E-03
Isophorone	2.11E-06	3.33E-04		
Methylene chloride	1.93E-06	2.98E-04	1.63E-04	1.76E-03
Naphthalene	9.27E-05	9.33E-04	5.09E-04	5.53E-03
Phenanthrene	1.00E-04	2.57E-04	1.40E-04	1.53E-03
Trichloroethene	3.84E-02	1.67E+00	9.10E-01	9.88E+00
Vinyl chloride	3.48E-03	3.31E-01	1.81E-01	1.96E+00
cis-1,2-Dichloroethene	3.66E-03	2.54E-01	1.39E-01	1.51E+00
trans-1,2-Dichloroethene	5.10E-05	3.31E-02	1.81E-02	1.96E-01
Americium-241				

Table 3.43a Chronic daily intakes for systemic toxicity for direct contact exposures by a child resident
(continued)

----- AREA_CODE=n MEDIA=UCRS Groundwater -----
(continued)

Analyte	Dermal contact while showering	Direct ingestion	Inh. of volatiles while showering	Inh. of volatiles during household use
Cesium-137				
Cobalt-60				
Neptunium-237				
Plutonium-239				
Radium-226				
Radon-222				
Technetium-99				
Thorium-228				
Uranium-234				
Uranium-235				
Uranium-235/236				
Uranium-238				

Table 3.43b Chronic daily intakes for systemic toxicity for direct contact exposures by an adult resident

----- AREA_CODE=a MEDIA=RGA Groundwater -----

Analyte	Dermal contact while showering	Direct ingestion	Inh. of volatiles while showering	Inh. of volatiles during household use
Aluminum	5.00E-05	2.75E-02		
Arsenic	1.77E-07	9.74E-05		
Barium	6.81E-06	3.75E-03		
Chromium	2.21E-06	1.22E-03		
Fluoride	1.53E-05	8.43E-03		
Iron	1.09E-04	6.00E-02		
Manganese	7.85E-06	4.32E-03		
Tetraoxo-sulfate(1-)		5.93E-01		
Thallium	1.18E-05	6.52E-03		
Vanadium	7.38E-06	4.07E-03		
Zinc	9.14E-07	5.03E-04		
1,1-Dichloroethene	1.06E-05	6.58E-04	1.80E-04	1.95E-03
Carbon tetrachloride	1.54E-04	3.85E-03	1.05E-03	1.14E-02
Chloroform	8.85E-07	5.48E-05	1.50E-05	1.62E-04
Tetrachloroethene	4.23E-03	6.30E-03	1.72E-03	1.87E-02
Trichloroethene	3.66E-01	1.26E+01	3.44E+00	3.74E+01
cis-1,2-Dichloroethene	5.09E-05	2.80E-03	7.65E-04	8.31E-03
trans-1,2-Dichloroethene	8.01E-06	4.12E-03	1.13E-03	1.22E-02
Cesium-137				
Neptunium-237				
Technetium-99				
Thorium-230				

----- AREA_CODE=a MEDIA=UCRS Groundwater -----

Analyte	Dermal contact while showering	Direct ingestion	Inh. of volatiles while showering	Inh. of volatiles during household use
Aluminum	1.13E-04	6.23E-02		
Antimony	1.39E-06	7.64E-04		
Arsenic	1.38E-07	7.59E-05		
Barium	2.38E-06	1.31E-03		
Beryllium	2.76E-08	1.52E-05		
Chromium	7.06E-07	3.89E-04		
Cobalt	9.95E-08	5.48E-05		
Iron	1.67E-04	9.22E-02		
Lead	3.43E-06	1.89E-03		
Manganese	2.86E-06	1.57E-03		
Nickel	4.51E-06	2.48E-03		
Silica		6.13E-01		
Tetraoxo-sulfate(1-)		1.71E+00		
Uranium	7.96E-07	4.39E-04		
Vanadium	4.74E-06	2.61E-03		
Zinc	9.90E-07	5.45E-04		
1,1-Dichloroethene	7.08E-07	4.38E-05	1.20E-05	1.30E-04
Bis(2-ethylhexyl)phthalate	1.16E-06	2.74E-05		
Chloroform	5.75E-06	3.56E-04	9.73E-05	1.06E-03
Trichloroethene	6.60E-02	2.27E+00	6.21E-01	6.74E+00
cis-1,2-Dichloroethene	6.46E-05	3.56E-03	9.73E-04	1.06E-02
trans-1,2-Dichloroethene	2.30E-06	1.18E-03	3.23E-04	3.51E-03
Neptunium-237				
Radon-222				
Technetium-99				

Table 3.43b Chronic daily intakes for systemic toxicity for direct contact exposures by an adult resident
(continued)

----- AREA_CODE=b MEDIA=McNairy Groundwater -----

Analyte	Dermal contact while showering	Direct ingestion	Inh. of volatiles while showering	Inh. of volatiles during household use
Aluminum	4.19E-05	2.31E-02		
Antimony	5.32E-06	2.93E-03		
Nitrate as Nitrogen	3.45E-05	1.90E-02		
Silica		2.20E-01		
Tetraoxo-sulfate(1-)		2.70E-01		
Trichloroethene	4.77E-04	1.64E-02	4.49E-03	4.87E-02
Technetium-99				

----- AREA_CODE=b MEDIA=RGA Groundwater -----

Analyte	Dermal contact while showering	Direct ingestion	Inh. of volatiles while showering	Inh. of volatiles during household use
Aluminum	7.58E-05	4.18E-02		
Arsenic	1.66E-07	9.16E-05		
Barium	1.08E-05	5.96E-03		
Beryllium	3.20E-07	1.76E-04		
Cadmium	4.31E-07	2.37E-04		
Chromium	1.70E-06	9.37E-04		
Cobalt	1.32E-06	7.27E-04		
Fluoride	7.76E-06	4.28E-03		
Iron	2.53E-04	1.40E-01		
Lead	2.06E-06	1.13E-03		
Manganese	1.98E-05	1.09E-02		
Mercury	1.49E-08	8.22E-06		
Nitrate as Nitrogen	8.23E-05	4.53E-02		
Selenium	2.09E-07	1.15E-04		
Silica		2.79E-01		
Sulfate	4.42E-04	2.44E-01		
Tetraoxo-sulfate(1-)		2.03E-01		
Tin	7.48E-06	4.12E-03		
Uranium	3.12E-07	1.72E-04		
Vanadium	1.99E-06	1.10E-03		
Zinc	1.37E-06	7.53E-04		
1,1,2-Trichloroethane	8.35E-07	5.48E-05	1.50E-05	1.62E-04
1,1-Dichloroethene	5.75E-07	3.56E-05	9.73E-06	1.06E-04
1,2-Dichloroethane	2.90E-07	3.01E-05	8.23E-06	8.94E-05
Acetone	5.34E-07	5.17E-04	1.41E-04	1.53E-03
Carbon tetrachloride	1.75E-05	4.38E-04	1.20E-04	1.30E-03
Chlorobenzene	4.08E-06	5.48E-05	1.50E-05	1.62E-04
Chloroform	6.20E-06	3.84E-04	1.05E-04	1.14E-03
Di-n-butyl phthalate	4.57E-05	2.19E-04		
Ethane		2.30E-03		
Ethylene		1.66E-02		
Methylene chloride	4.98E-07	6.10E-05	1.67E-05	1.81E-04
Tetrachloroethene	5.89E-03	8.77E-03	2.39E-03	2.60E-02
Trichloroethene	1.94E-03	6.68E-02	1.82E-02	1.98E-01
Vinyl chloride	4.11E-04	3.10E-02	8.47E-03	9.20E-02
cis-1,2-Dichloroethene	3.24E-04	1.79E-02	4.88E-03	5.30E-02
Americium-241				
Cesium-137				
Cobalt-60				
Plutonium-239				
Radium-226				
Radon-222				

Table 3.43b Chronic daily intakes for systemic toxicity for direct contact exposures by an adult resident
(continued)

----- AREA_CODE=b MEDIA=RGa Groundwater -----
(continued)

Analyte	Dermal contact while showering	Direct ingestion	Inh. of volatiles while showering	Inh. of volatiles during household use
Technetium-99				
Thorium-230				
Uranium-234				
Uranium-235				
Uranium-235/236				
Uranium-238				

----- AREA_CODE=b MEDIA=UCRS Groundwater -----

Analyte	Dermal contact while showering	Direct ingestion	Inh. of volatiles while showering	Inh. of volatiles during household use
Aluminum	1.25E-04	6.87E-02		
Arsenic	9.02E-07	4.97E-04		
Barium	8.69E-06	4.79E-03		
Beryllium	1.99E-08	1.10E-05		
Cadmium	3.18E-07	1.75E-04		
Chromium	1.85E-06	1.02E-03		
Cobalt	3.73E-07	2.05E-04		
Fluoride	1.29E-05	7.09E-03		
Iron	1.63E-04	9.00E-02		
Lead	8.95E-08	4.93E-05		
Manganese	1.26E-05	6.95E-03		
Mercury	1.49E-08	8.22E-06		
Molybdenum	4.97E-07	2.74E-04		
Nickel	1.55E-05	8.56E-03		
Nitrate as Nitrogen	3.23E-05	1.78E-02		
Selenium	1.30E-07	7.17E-05		
Silica		5.59E-01		
Sulfate	7.64E-03	4.21E+00		
Tetraoxo-sulfate(1-)		2.74E+00		
Thallium	1.14E-06	6.28E-04		
Tin	1.29E-06	7.12E-04		
Uranium	3.76E-07	2.07E-04		
Vanadium	4.86E-06	2.68E-03		
Zinc	9.62E-07	5.30E-04		
1,1-Dichloroethene	1.15E-06	7.12E-05	1.94E-05	2.11E-04
1,2-Dichloroethene	4.46E-07	2.30E-04	6.27E-05	6.81E-04
2,4-Dimethylphenol	1.56E-05	7.83E-05	2.14E-05	2.32E-04
Benzene	8.15E-06	2.14E-04	5.84E-05	6.34E-04
Chloroethane	8.47E-05	5.83E-03	1.59E-03	1.73E-02
Di-n-butyl phthalate	3.26E-06	1.56E-05		
Dimethylbenzene	3.39E-05	1.97E-04	5.39E-05	5.85E-04
Ethane		4.10E-03		
Ethylbenzene	3.20E-06	2.38E-05	6.51E-06	7.07E-05
Ethylene		5.82E-02		
Isophorone	9.36E-07	1.17E-04		
Trichloroethene	2.26E-02	7.80E-01	2.13E-01	2.31E+00
Vinyl chloride	3.26E-05	2.46E-03	6.72E-04	7.30E-03
cis-1,2-Dichloroethene	5.56E-04	3.06E-02	8.36E-03	9.08E-02
trans-1,2-Dichloroethene	2.72E-07	1.40E-04	3.82E-05	4.14E-04
Americium-241				
Cobalt-60				
Neptunium-237				

Table 3.43b Chronic daily intakes for systemic toxicity for direct contact exposures by an adult resident
(continued)

----- AREA_CODE=b MEDIA=UCRS Groundwater -----
(continued)

Analyte	Dermal contact while showering	Direct ingestion	Inh. of volatiles while showering	Inh. of volatiles during household use
Plutonium-239				
Radium-226				
Radon-222				
Technetium-99				
Uranium-234				
Uranium-235				
Uranium-235/236				
Uranium-238				

----- AREA_CODE=c MEDIA=RGA Groundwater -----

Analyte	Dermal contact while showering	Direct ingestion	Inh. of volatiles while showering	Inh. of volatiles during household use
Aluminum	1.86E-04	1.03E-01		
Barium	5.74E-06	3.16E-03		
Chromium	1.04E-05	5.72E-03		
Iron	3.36E-04	1.85E-01		
Manganese	1.49E-05	8.23E-03		
Molybdenum	1.85E-06	1.02E-03		
Silica		3.39E-01		
Sulfate	8.76E-04	4.83E-01		
Tetraoxo-sulfate(1-)		5.10E-01		
Zinc	1.66E-06	9.15E-04		
1,1-Dichloroethene	4.07E-06	2.52E-04	6.87E-05	7.46E-04
Chloroform	2.21E-06	1.37E-04	3.74E-05	4.06E-04
Trichloroethene	3.32E-04	1.14E-02	3.12E-03	3.39E-02
cis-1,2-Dichloroethene	3.08E-06	1.69E-04	4.63E-05	5.03E-04
Radon-222				
Technetium-99				

----- AREA_CODE=c MEDIA=UCRS Groundwater -----

Analyte	Dermal contact while showering	Direct ingestion	Inh. of volatiles while showering	Inh. of volatiles during household use
Aluminum	9.09E-05	5.01E-02		
Barium	3.29E-06	1.81E-03		
Iron	9.45E-05	5.21E-02		
Manganese	6.53E-06	3.60E-03		
Silica		7.54E-01		
Tetraoxo-sulfate(1-)		1.62E+00		
Vanadium	1.65E-06	9.11E-04		
Zinc	1.13E-06	6.21E-04		
Benzene	1.04E-06	2.74E-05	7.48E-06	8.12E-05
Chloroform	5.31E-06	3.28E-04	8.97E-05	9.74E-04
Trichloroethene	2.20E-06	7.59E-05	2.07E-05	2.25E-04
Technetium-99				

Table 3.43b Chronic daily intakes for systemic toxicity for direct contact exposures by an adult resident
(continued)

----- AREA_CODE=d MEDIA=McNairy Groundwater -----

Analyte	Dermal contact while showering	Direct ingestion	Inh. of volatiles while showering	Inh. of volatiles during household use
Silica		4.21E-01		
Tetraoxo-sulfate(1-)		3.85E-01		
Thallium	1.66E-05	9.15E-03		
Zinc	6.91E-06	3.81E-03		
Trichloroethene	1.33E-06	4.59E-05	1.25E-05	1.36E-04

----- AREA_CODE=d MEDIA=Other Groundwater -----

Analyte	Dermal contact while showering	Direct ingestion	Inh. of volatiles while showering	Inh. of volatiles during household use
Methylene chloride	1.12E-06	1.37E-04	3.74E-05	4.06E-04

----- AREA_CODE=d MEDIA=RGa Groundwater -----

Analyte	Dermal contact while showering	Direct ingestion	Inh. of volatiles while showering	Inh. of volatiles during household use
Aluminum	6.19E-05	3.41E-02		
Arsenic	1.98E-07	1.09E-04		
Barium	1.24E-05	6.81E-03		
Chromium	1.74E-06	9.60E-04		
Cobalt	1.18E-06	6.49E-04		
Fluoride	7.97E-06	4.39E-03		
Iron	1.01E-04	5.57E-02		
Lead	3.35E-06	1.84E-03		
Manganese	5.78E-05	3.18E-02		
Silica		3.24E-01		
Tetraoxo-sulfate(1-)		2.22E-01		
Tin	3.98E-05	2.19E-02		
Uranium	1.12E-07	6.19E-05		
Vanadium	3.13E-06	1.72E-03		
Zinc	1.04E-06	5.70E-04		
Bis(2-ethylhexyl)phthalate	2.33E-06	5.48E-05		
Butyl benzyl phthalate	3.55E-06	2.74E-05		
Di-n-butyl phthalate	4.18E-05	2.00E-04		
Dimethylbenzene	3.79E-04	2.20E-03	6.02E-04	6.53E-03
Ethylbenzene	1.46E-04	1.08E-03	2.96E-04	3.22E-03
Methylene chloride	9.24E-06	1.13E-03	3.09E-04	3.36E-03
Tetrachloroethene	9.20E-05	1.37E-04	3.74E-05	4.06E-04
Trichloroethene	6.80E-04	2.34E-02	6.40E-03	6.95E-02
cis-1,2-Dichloroethene	1.44E-05	7.95E-04	2.17E-04	2.36E-03
Americium-241				
Cesium-137				
Cobalt-60				
Plutonium-239				
Radium-226				
Radon-222				
Technetium-99				
Uranium-234				
Uranium-238				

Table 3.43b Chronic daily intakes for systemic toxicity for direct contact exposures by an adult resident
(continued)

----- AREA_CODE=d MEDIA=UCRS Groundwater -----

Analyte	Dermal contact while showering	Direct ingestion	Inh. of volatiles while showering	Inh. of volatiles during household use
Aluminum	2.33E-04	1.28E-01		
Ammonia as Nitrogen	5.32E-06	1.95E-03		
Antimony	1.28E-06	7.04E-04		
Arsenic	1.83E-07	1.01E-04		
Barium	1.27E-05	6.98E-03		
Beryllium	8.45E-08	4.66E-05		
Cadmium	5.97E-07	3.29E-04		
Chromium	1.40E-06	7.72E-04		
Cobalt	1.21E-06	6.65E-04		
Fluoride	1.10E-05	6.04E-03		
Iron	3.75E-03	2.07E+00		
Kjeldahl Nitrogen		1.35E-01		
Lead	1.72E-06	9.46E-04		
Manganese	1.34E-03	7.40E-01		
Mercury	5.21E-09	2.87E-06		
Nickel	1.71E-06	9.39E-04		
Nitrate as Nitrogen	9.23E-05	5.09E-02		
Nitrate/Nitrite	1.96E-04	1.08E-01		
Orthophosphate		2.28E-03		
Selenium	1.65E-07	9.10E-05		
Silica		3.60E-01		
Strontium	6.40E-05	3.53E-02		
Sulfate	1.35E-03	7.45E-01		
Sulfide		7.38E-01		
Tetraoxo-sulfate(1-)		2.85E+00		
Uranium	1.69E-06	9.33E-04		
Vanadium	9.55E-06	5.26E-03		
Zinc	1.09E-06	6.03E-04		
1,1-Dichloroethene	6.66E-06	4.12E-04	1.13E-04	1.22E-03
1,2-Dichloroethane	5.27E-07	5.48E-05	1.50E-05	1.62E-04
1,2-Dichloroethene	1.33E-07	6.85E-05	1.87E-05	2.03E-04
Benzene	5.22E-06	1.37E-04	3.74E-05	4.06E-04
Dimethylbenzene	6.54E-04	3.80E-03	1.04E-03	1.13E-02
Ethylbenzene	3.64E-04	2.71E-03	7.40E-04	8.03E-03
Fluorene	5.58E-05	1.25E-04	3.42E-05	3.71E-04
Methylene chloride	1.36E-06	1.66E-04	4.54E-05	4.93E-04
Naphthalene	2.50E-05	1.99E-04	5.44E-05	5.91E-04
Phenanthrene	5.94E-05	1.21E-04	3.31E-05	3.60E-04
Trichloroethene	3.97E-03	1.37E-01	3.73E-02	4.05E-01
cis-1,2-Dichloroethene	3.67E-06	2.02E-04	5.51E-05	5.99E-04
Neptunium-237				
Radon-222				
Technetium-99				
Thorium-228				
Uranium-234				
Uranium-235				
Uranium-238				

----- AREA_CODE=e MEDIA=McNairy Groundwater -----

Analyte	Dermal contact while showering	Direct ingestion	Inh. of volatiles while showering	Inh. of volatiles during household use
Aluminum	4.42E-05	2.43E-02		
Arsenic	7.21E-07	3.97E-04		

Table 3.43b Chronic daily intakes for systemic toxicity for direct contact exposures by an adult resident
(continued)

----- AREA_CODE=e MEDIA=McNairy Groundwater -----
(continued)

Analyte	Dermal contact while showering	Direct ingestion	Inh. of volatiles while showering	Inh. of volatiles during household use
Barium	1.39E-05	7.63E-03		
Beryllium	5.08E-07	2.80E-04		
Cadmium	1.04E-06	5.75E-04		
Chromium	6.08E-06	3.35E-03		
Cobalt	1.93E-06	1.06E-03		
Fluoride	1.52E-05	8.38E-03		
Iron	7.43E-04	4.10E-01		
Manganese	2.50E-05	1.38E-02		
Nickel	2.63E-06	1.45E-03		
Silica		5.67E-01		
Sulfate	5.80E-02	3.20E+01		
Tetraoxo-sulfate(1-)		2.42E-01		
Uranium	2.47E-07	1.36E-04		
Vanadium	2.25E-05	1.24E-02		
Zinc	8.04E-06	4.43E-03		
Trichloroethene	1.47E-06	5.08E-05	1.39E-05	1.51E-04
Radon-222				
Technetium-99				

----- AREA_CODE=e MEDIA=RGA Groundwater -----

Analyte	Dermal contact while showering	Direct ingestion	Inh. of volatiles while showering	Inh. of volatiles during household use
Aluminum	3.15E-05	1.74E-02		
Arsenic	1.25E-07	6.90E-05		
Barium	9.24E-06	5.09E-03		
Beryllium	2.97E-07	1.64E-04		
Cadmium	8.03E-07	4.42E-04		
Cobalt	1.32E-06	7.26E-04		
Copper	1.91E-06	1.06E-03		
Fluoride	7.86E-06	4.33E-03		
Iron	1.40E-04	7.71E-02		
Manganese	3.31E-06	1.83E-03		
Molybdenum	1.46E-06	8.06E-04		
Silica		2.40E-01		
Silver	1.80E-06	9.89E-04		
Sulfate	1.95E-03	1.07E+00		
Tetraoxo-sulfate(1-)		2.44E-01		
Thallium	4.25E-06	2.34E-03		
Uranium	6.43E-08	3.54E-05		
Vanadium	4.06E-06	2.23E-03		
Zinc	1.76E-06	9.72E-04		
2-Butanone	9.21E-06	4.66E-03	1.27E-03	1.38E-02
Dimethylbenzene	2.83E-05	1.64E-04	4.49E-05	4.87E-04
Trichloroethene	1.11E-03	3.82E-02	1.04E-02	1.13E-01
trans-1,2-Dichloroethene	2.66E-07	1.37E-04	3.74E-05	4.06E-04
Cobalt-60				
Radon-222				
Technetium-99				
Thorium-230				

Table 3.43b Chronic daily intakes for systemic toxicity for direct contact exposures by an adult resident
(continued)

----- AREA_CODE=e MEDIA=UCRS Groundwater -----

Analyte	Dermal contact while showering	Direct ingestion	Inh. of volatiles while showering	Inh. of volatiles during household use
Aluminum	2.11E-04	1.16E-01		
Arsenic	1.62E-07	8.91E-05		
Barium	2.20E-05	1.21E-02		
Chromium	2.27E-06	1.25E-03		
Fluoride	2.68E-05	1.47E-02		
Iron	2.24E-04	1.24E-01		
Manganese	3.08E-06	1.70E-03		
Nickel	8.05E-06	4.44E-03		
Silica		5.21E-01		
Sulfate	1.70E-03	9.37E-01		
Tetraoxo-sulfate(1-)		4.77E-01		
Vanadium	2.30E-05	1.27E-02		
Zinc	5.17E-06	2.85E-03		
Trichloroethene	1.04E-06	3.59E-05	9.80E-06	1.06E-04
Radon-222				

----- AREA_CODE=f MEDIA=McNairy Groundwater -----

Analyte	Dermal contact while showering	Direct ingestion	Inh. of volatiles while showering	Inh. of volatiles during household use
Barium	8.64E-06	4.76E-03		
Tetraoxo-sulfate(1-)		1.07E-01		
Zinc	5.75E-06	3.17E-03		

----- AREA_CODE=f MEDIA=RGa Groundwater -----

Analyte	Dermal contact while showering	Direct ingestion	Inh. of volatiles while showering	Inh. of volatiles during household use
Aluminum	2.67E-05	1.47E-02		
Arsenic	1.29E-07	7.12E-05		
Barium	1.41E-05	7.76E-03		
Cadmium	1.45E-06	7.98E-04		
Chromium	4.14E-06	2.28E-03		
Copper	1.47E-06	8.12E-04		
Iron	6.45E-05	3.55E-02		
Manganese	3.56E-06	1.96E-03		
Silica		2.79E-01		
Sulfate	9.51E-04	5.24E-01		
Tetraoxo-sulfate(1-)		1.10E+00		
Vanadium	3.65E-06	2.01E-03		
Zinc	8.97E-07	4.94E-04		
1,1-Dichloroethene	2.50E-06	1.55E-04	4.23E-05	4.60E-04
1,2-Dichloroethene	7.45E-07	3.84E-04	1.05E-04	1.14E-03
Bis(2-ethylhexyl)phthalate	3.26E-05	7.67E-04		
Carbon tetrachloride	6.56E-07	1.64E-05	4.49E-06	4.87E-05
Trichloroethene	6.00E-04	2.07E-02	5.64E-03	6.13E-02
cis-1,2-Dichloroethene	3.73E-06	2.05E-04	5.61E-05	6.09E-04
Plutonium-239				
Radon-222				

Table 3.43b Chronic daily intakes for systemic toxicity for direct contact exposures by an adult resident
(continued)

----- AREA_CODE=f MEDIA=RGa Groundwater -----
(continued)

Analyte	Dermal contact while showering	Direct ingestion	Inh. of volatiles while showering	Inh. of volatiles during household use
Technetium-99				

----- AREA_CODE=f MEDIA=UCRS Groundwater -----

Analyte	Dermal contact while showering	Direct ingestion	Inh. of volatiles while showering	Inh. of volatiles during household use
Aluminum	3.43E-04	1.89E-01		
Barium	6.02E-06	3.32E-03		
Iron	2.03E-04	1.12E-01		
Manganese	3.83E-06	2.11E-03		
Silica		7.03E-01		
Tetraoxo-sulfate(1-)		8.28E-01		
Vanadium	2.21E-06	1.22E-03		
Zinc	3.10E-06	1.71E-03		
Trichloroethene	1.08E-06	3.73E-05	1.02E-05	1.11E-04
Radon-222				
Technetium-99				

----- AREA_CODE=g MEDIA=McNairy Groundwater -----

Analyte	Dermal contact while showering	Direct ingestion	Inh. of volatiles while showering	Inh. of volatiles during household use
Arsenic	1.24E-07	6.85E-05		
Mercury	4.99E-08	2.75E-05		
Silica		3.27E-01		
Tetraoxo-sulfate(1-)		2.08E-01		
Neptunium-237				
Plutonium-239				
Radium-226				

----- AREA_CODE=g MEDIA=RGa Groundwater -----

Analyte	Dermal contact while showering	Direct ingestion	Inh. of volatiles while showering	Inh. of volatiles during household use
Aluminum	7.48E-05	4.12E-02		
Arsenic	1.25E-07	6.87E-05		
Cadmium	5.97E-07	3.29E-04		
Chromium	4.00E-06	2.20E-03		
Iron	1.49E-04	8.19E-02		
Lead	3.32E-06	1.83E-03		
Manganese	2.90E-06	1.60E-03		
Nickel	6.52E-06	3.59E-03		
Silica		2.83E-01		

Table 3.43b Chronic daily intakes for systemic toxicity for direct contact exposures by an adult resident
(continued)

----- AREA_CODE=g MEDIA=RGA Groundwater -----
(continued)

Analyte	Dermal contact while showering	Direct ingestion	Inh. of volatiles while showering	Inh. of volatiles during household use
Tetraoxo-sulfate(1-)		1.23E-01		
Zinc	2.70E-06	1.49E-03		
Trichloroethene	7.96E-07	2.74E-05	7.48E-06	8.12E-05
Neptunium-237				
Radium-226				
Radon-222				
Technetium-99				
Thorium-230				

----- AREA_CODE=g MEDIA=UCRS Groundwater -----

Analyte	Dermal contact while showering	Direct ingestion	Inh. of volatiles while showering	Inh. of volatiles during household use
Aluminum	4.63E-05	2.55E-02		
Chromium	4.47E-06	2.46E-03		
Manganese	2.92E-05	1.61E-02		
Nitrate as Nitrogen	1.43E-04	7.90E-02		
Silica		3.66E-01		
Tetraoxo-sulfate(1-)		2.21E+00		
Vanadium	5.06E-06	2.79E-03		
Zinc	1.65E-06	9.08E-04		
Neptunium-237				
Plutonium-239				
Radium-226				
Radon-222				
Technetium-99				

----- AREA_CODE=h MEDIA=McNairy Groundwater -----

Analyte	Dermal contact while showering	Direct ingestion	Inh. of volatiles while showering	Inh. of volatiles during household use
Fluoride	1.59E-05	8.78E-03		
Silica		4.51E-01		
Tetraoxo-sulfate(1-)		1.63E-01		
Radium-226				
Radon-222				
Thorium-230				

----- AREA_CODE=h MEDIA=Other Groundwater -----

Analyte	Dermal contact while showering	Direct ingestion	Inh. of volatiles while showering	Inh. of volatiles during household use
Antimony	2.16E-06	1.19E-03		

Table 3.43b Chronic daily intakes for systemic toxicity for direct contact exposures by an adult resident
(continued)

----- AREA_CODE=h MEDIA=Other Groundwater -----
(continued)

Analyte	Dermal contact while showering	Direct ingestion	Inh. of volatiles while showering	Inh. of volatiles during household use
Barium	2.79E-06	1.54E-03		
Chromium	1.38E-06	7.59E-04		
Fluoride	6.56E-05	3.62E-02		
Iron	2.18E-05	1.20E-02		
Manganese	1.55E-06	8.56E-04		
Mercury	1.43E-08	7.88E-06		
Nickel	2.88E-06	1.58E-03		
Nitrate as Nitrogen	1.46E-04	8.02E-02		
Silica		2.24E-01		
Tetraoxo-sulfate(1-)		3.41E-01		
Thallium	3.59E-06	1.98E-03		
Vanadium	5.85E-06	3.22E-03		
Zinc	9.64E-07	5.31E-04		
Neptunium-237				
Radium-226				
Radon-222				
Thorium-230				

----- AREA_CODE=h MEDIA=RGa Groundwater -----

Analyte	Dermal contact while showering	Direct ingestion	Inh. of volatiles while showering	Inh. of volatiles during household use
Aluminum	1.15E-04	6.33E-02		
Arsenic	1.38E-07	7.63E-05		
Barium	4.61E-06	2.54E-03		
Chromium	6.93E-06	3.82E-03		
Iron	3.63E-04	2.00E-01		
Manganese	2.28E-06	1.26E-03		
Nitrate as Nitrogen	3.74E-04	2.06E-01		
Tetraoxo-sulfate(1-)		2.45E-01		
Uranium	1.53E-07	8.42E-05		
Vanadium	3.36E-06	1.85E-03		
Trichloroethene	9.49E-07	3.27E-05	8.93E-06	9.69E-05
cis-1,2-Dichloroethene	1.19E-06	6.58E-05	1.80E-05	1.95E-04
Radon-222				
Technetium-99				

----- AREA_CODE=h MEDIA=UCRS Groundwater -----

Analyte	Dermal contact while showering	Direct ingestion	Inh. of volatiles while showering	Inh. of volatiles during household use
Aluminum	8.16E-05	4.49E-02		
Barium	2.93E-06	1.61E-03		
Iron	7.49E-05	4.13E-02		
Manganese	2.24E-06	1.24E-03		
Nickel	1.66E-05	9.13E-03		
Nitrate as Nitrogen	8.13E-05	4.48E-02		
Silica		1.07E+00		

Table 3.43b Chronic daily intakes for systemic toxicity for direct contact exposures by an adult resident
(continued)

----- AREA_CODE=h MEDIA=UCRS Groundwater -----
(continued)

Analyte	Dermal contact while showering	Direct ingestion	Inh. of volatiles while showering	Inh. of volatiles during household use
Tetraoxo-sulfate(1-)		6.70E-01		
Vanadium	1.99E-06	1.10E-03		
Zinc	8.95E-07	4.93E-04		
Radon-222				

----- AREA_CODE=i MEDIA=McNairy Groundwater -----

Analyte	Dermal contact while showering	Direct ingestion	Inh. of volatiles while showering	Inh. of volatiles during household use
Manganese	3.61E-05	1.99E-02		
Silica		4.56E-01		
Tetraoxo-sulfate(1-)		2.79E-01		
Vanadium	9.30E-06	5.12E-03		

----- AREA_CODE=i MEDIA=RGA Groundwater -----

Analyte	Dermal contact while showering	Direct ingestion	Inh. of volatiles while showering	Inh. of volatiles during household use
Aluminum	5.55E-05	3.06E-02		
Antimony	4.14E-06	2.28E-03		
Arsenic	1.34E-07	7.40E-05		
Barium	5.03E-06	2.77E-03		
Beryllium	3.95E-07	2.18E-04		
Bicarbonate		3.47E+00		
Boron	1.31E-05	7.24E-03		
Cadmium	1.96E-07	1.08E-04		
Cerium		1.10E-03		
Chromium	1.31E-05	7.20E-03		
Cobalt	1.43E-06	7.86E-04		
Copper	1.49E-06	8.21E-04		
Fluoride	1.04E-05	5.72E-03		
Gallium		1.23E-03		
Iron	1.47E-04	8.10E-02		
Lithium	1.99E-06	1.10E-03		
Manganese	6.76E-06	3.72E-03		
Mercury	6.56E-09	3.61E-06		
Nickel	3.74E-06	2.06E-03		
Selenium	1.25E-07	6.89E-05		
Silica		3.32E-01		
Silver	1.04E-06	5.75E-04		
Sulfate	1.91E-03	1.05E+00		
Tetraoxo-sulfate(1-)		4.27E-01		
Thorium		6.85E-04		
Titanium	1.81E-06	9.96E-04		
Uranium	5.70E-08	3.14E-05		
Vanadium	3.55E-06	1.96E-03		
Zinc	2.80E-06	1.55E-03		
Zirconium	4.97E-07	2.74E-04		

Table 3.43b Chronic daily intakes for systemic toxicity for direct contact exposures by an adult resident
(continued)

----- AREA_CODE=i MEDIA=RGA Groundwater -----
(continued)

Analyte	Dermal contact while showering	Direct ingestion	Inh. of volatiles while showering	Inh. of volatiles during household use
1,2-Dichlorobenzene	1.73E-07	1.56E-06	4.26E-07	4.63E-06
1,2-Dichloroethene	7.24E-08	3.73E-05	1.02E-05	1.10E-04
1,3,5-Trimethylbenzene	2.42E-06	5.48E-06	1.50E-06	1.62E-05
1,4-Dichlorobenzene	1.91E-07	1.70E-06	4.64E-07	5.04E-06
4-Bromofluorobenzene		1.29E-03		
4-Methyl-2-pentanone	1.31E-06	2.19E-04	5.98E-05	6.49E-04
Acetone	2.29E-07	2.22E-04	6.06E-05	6.58E-04
Acrylonitrile	6.96E-07	2.74E-04	7.48E-05	8.12E-04
Benzene	1.04E-06	2.74E-05	7.48E-06	8.12E-05
Bis(2-ethylhexyl)phthalate	6.18E-06	1.46E-04		
Bromomethane	1.74E-07	2.74E-05	7.48E-06	8.12E-05
Carbazole	3.91E-05	2.37E-04		
Chloroform	8.85E-07	5.48E-05	1.50E-05	1.62E-04
Chloromethane	4.18E-07	5.48E-05	1.50E-05	1.62E-04
Chrysene	2.42E-05	1.64E-05		
Di-n-butyl phthalate	3.21E-05	1.54E-04		
Dimethylbenzene	1.41E-05	8.22E-05	2.24E-05	2.44E-04
Ethanol		4.62E-03		
Ethylbenzene	3.68E-06	2.74E-05	7.48E-06	8.12E-05
Methylene chloride	7.96E-07	9.75E-05	2.66E-05	2.89E-04
PCB-1254	7.28E-06	1.16E-05		
Polychlorinated biphenyl	1.72E-06	2.74E-06		
Tetrachloroethene	3.68E-05	5.48E-05	1.50E-05	1.62E-04
Trichloroethene	3.25E-06	1.12E-04	3.06E-05	3.32E-04
Vinyl chloride	3.63E-07	2.74E-05	7.48E-06	8.12E-05
m,p-Xylene	2.57E-07	1.50E-06	4.09E-07	4.44E-06
trans-1,3-Dichloropropene		4.66E-06		
Americium-241				
Cesium-137				
Cobalt-60				
Radium-226				
Radon-222				
Technetium-99				

----- AREA_CODE=i MEDIA=UCRS Groundwater -----

Analyte	Dermal contact while showering	Direct ingestion	Inh. of volatiles while showering	Inh. of volatiles during household use
Aluminum	2.53E-04	1.39E-01		
Antimony	7.22E-07	3.98E-04		
Arsenic	3.30E-07	1.82E-04		
Barium	1.46E-05	8.04E-03		
Cadmium	3.29E-07	1.81E-04		
Chromium	1.42E-06	7.83E-04		
Cobalt	1.27E-06	6.98E-04		
Copper	1.40E-05	7.74E-03		
Fluoride	4.39E-05	2.42E-02		
Iron	2.75E-04	1.51E-01		
Lead	2.85E-06	1.57E-03		
Manganese	6.59E-05	3.63E-02		
Mercury	6.01E-09	3.31E-06		
Nickel	2.66E-06	1.47E-03		
Silica		3.66E-01		

Table 3.43b Chronic daily intakes for systemic toxicity for direct contact exposures by an adult resident
(continued)

----- AREA_CODE=i MEDIA=UCRS Groundwater -----
(continued)

Analyte	Dermal contact while showering	Direct ingestion	Inh. of volatiles while showering	Inh. of volatiles during household use
Silver	9.34E-07	5.15E-04		
Sulfate	4.18E-03	2.30E+00		
Tetraoxo-sulfate(1-)		2.87E+00		
Thallium	4.08E-07	2.25E-04		
Uranium	5.60E-07	3.09E-04		
Vanadium	1.51E-05	8.30E-03		
Zinc	1.44E-05	7.94E-03		
Benzene	2.58E-06	6.76E-05	1.85E-05	2.01E-04
Bromodichloromethane	7.29E-07	6.93E-05	1.89E-05	2.05E-04
Chloroform	1.26E-06	7.82E-05	2.13E-05	2.32E-04
Dibromochloromethane	3.88E-07	5.48E-05	1.50E-05	1.62E-04
Ethanol		6.58E-04		
Methylene chloride	9.64E-07	1.18E-04	3.22E-05	3.50E-04
Trichloroethene	2.71E-06	9.34E-05	2.55E-05	2.77E-04
Cesium-137				
Cobalt-60				
Radium-226				
Radon-222				
Technetium-99				

----- AREA_CODE=j MEDIA=McNairy Groundwater -----

Analyte	Dermal contact while showering	Direct ingestion	Inh. of volatiles while showering	Inh. of volatiles during household use
Aluminum	1.01E-04	5.59E-02		
Arsenic	4.25E-06	2.34E-03		
Manganese	1.50E-04	8.27E-02		
Molybdenum	1.57E-05	8.63E-03		
Sulfate	7.76E-03	4.27E+00		

----- AREA_CODE=j MEDIA=RGA Groundwater -----

Analyte	Dermal contact while showering	Direct ingestion	Inh. of volatiles while showering	Inh. of volatiles during household use
Aluminum	1.69E-04	9.31E-02		
Arsenic	2.13E-07	1.18E-04		
Iron	2.31E-04	1.27E-01		
Manganese	1.17E-04	6.45E-02		
Molybdenum	6.16E-06	3.40E-03		
Silica		3.91E-01		
Sulfate	1.88E-02	1.03E+01		
Thallium	3.61E-06	1.99E-03		
Vanadium	4.74E-06	2.61E-03		

Table 3.43b Chronic daily intakes for systemic toxicity for direct contact exposures by an adult resident
(continued)

----- AREA_CODE=k MEDIA=Other Groundwater -----

Analyte	Dermal contact while showering	Direct ingestion	Inh. of volatiles while showering	Inh. of volatiles during household use
Aluminum	4.14E-04	2.28E-01		
Ammonia as Nitrogen	3.03E-04	1.11E-01		
Antimony	2.60E-06	1.43E-03		
Arsenic	1.34E-07	7.41E-05		
Barium	4.79E-06	2.64E-03		
Beryllium	2.96E-07	1.63E-04		
Cadmium	7.96E-07	4.38E-04		
Chromium	1.34E-06	7.40E-04		
Cobalt	2.62E-06	1.45E-03		
Fluoride	1.91E-05	1.05E-02		
Iron	8.06E-03	4.44E+00		
Kjeldahl Nitrogen		2.83E-02		
Lead	7.62E-06	4.20E-03		
Manganese	5.85E-04	3.22E-01		
Mercury	5.37E-09	2.96E-06		
Nickel	4.82E-06	2.66E-03		
Nitrate as Nitrogen	6.79E-05	3.74E-02		
Silica		1.49E+00		
Strontium	3.01E-05	1.66E-02		
Sulfate	6.40E-02	3.53E+01		
Sulfide		3.63E-02		
Tetraoxo-sulfate(1-)		8.61E+01		
Tin	2.59E-07	1.43E-04		
Uranium	1.65E-07	9.10E-05		
Vanadium	6.81E-06	3.75E-03		
Zinc	4.85E-06	2.67E-03		
1,1-Dichloroethane	7.45E-06	4.61E-04	1.26E-04	1.37E-03
1,1-Dichloroethene	1.18E-05	7.31E-04	2.00E-04	2.17E-03
1,2-Dichloroethene	5.08E-06	2.62E-03	7.14E-04	7.76E-03
Acetone	1.41E-06	1.37E-03	3.74E-04	4.06E-03
Di-n-butyl phthalate	3.18E-05	1.53E-04		
Methylene chloride	9.95E-07	1.22E-04	3.33E-05	3.61E-04
Naphthalene	4.63E-05	3.70E-04	1.01E-04	1.10E-03
Phenanthrene	2.69E-05	5.48E-05	1.50E-05	1.62E-04
Trichloroethene	2.59E-05	8.90E-04	2.43E-04	2.64E-03
Vinyl chloride	5.45E-06	4.11E-04	1.12E-04	1.22E-03
cis-1,2-Dichloroethene	4.73E-05	2.61E-03	7.12E-04	7.74E-03
Neptunium-237				
Radium-226				
Radon-222				
Technetium-99				
Thorium-228				
Uranium-234				
Uranium-235				
Uranium-238				

----- AREA_CODE=l MEDIA=McNairy Groundwater -----

Analyte	Dermal contact while showering	Direct ingestion	Inh. of volatiles while showering	Inh. of volatiles during household use
Aluminum	1.91E-05	1.05E-02		
Antimony	4.66E-06	2.57E-03		
Nitrate as Nitrogen	3.17E-05	1.75E-02		
Silica		2.85E-01		

Table 3.43b Chronic daily intakes for systemic toxicity for direct contact exposures by an adult resident
(continued)

----- AREA_CODE=1 MEDIA=McNairy Groundwater -----
(continued)

Analyte	Dermal contact while showering	Direct ingestion	Inh. of volatiles while showering	Inh. of volatiles during household use
Tetraoxo-sulfate(1-)		4.65E-01		
Thallium	1.89E-05	1.04E-02		
Zinc	6.10E-06	3.36E-03		
Trichloroethene	3.53E-04	1.21E-02	3.32E-03	3.60E-02
Technetium-99				

----- AREA_CODE=1 MEDIA=Other Groundwater -----

Analyte	Dermal contact while showering	Direct ingestion	Inh. of volatiles while showering	Inh. of volatiles during household use
Methylene chloride	1.12E-06	1.37E-04	3.74E-05	4.06E-04

----- AREA_CODE=1 MEDIA=RGA Groundwater -----

Analyte	Dermal contact while showering	Direct ingestion	Inh. of volatiles while showering	Inh. of volatiles during household use
Aluminum	7.97E-05	4.39E-02		
Arsenic	1.62E-07	8.92E-05		
Barium	1.17E-05	6.42E-03		
Beryllium	2.95E-07	1.62E-04		
Cadmium	4.68E-07	2.58E-04		
Chromium	2.82E-06	1.55E-03		
Cobalt	1.28E-06	7.07E-04		
Fluoride	1.21E-05	6.66E-03		
Iron	2.63E-04	1.45E-01		
Lead	2.46E-06	1.36E-03		
Manganese	1.97E-05	1.08E-02		
Mercury	1.49E-08	8.22E-06		
Molybdenum	1.44E-06	7.92E-04		
Nitrate as Nitrogen	6.96E-05	3.83E-02		
Selenium	1.88E-07	1.04E-04		
Silica		2.84E-01		
Sulfate	4.86E-04	2.68E-01		
Tetraoxo-sulfate(1-)		2.41E-01		
Thallium	3.60E-06	1.98E-03		
Tin	1.15E-05	6.32E-03		
Uranium	2.33E-07	1.28E-04		
Vanadium	2.22E-06	1.22E-03		
Zinc	1.37E-06	7.52E-04		
1,1,2-Trichloroethane	8.35E-07	5.48E-05	1.50E-05	1.62E-04
1,1-Dichloroethene	2.88E-05	1.78E-03	4.86E-04	5.28E-03
1,2-Dichloroethane	2.90E-07	3.01E-05	8.23E-06	8.94E-05
Acetone	4.61E-07	4.47E-04	1.22E-04	1.32E-03
Bis(2-ethylhexyl)phthalate	2.33E-06	5.48E-05		
Butyl benzyl phthalate	3.55E-06	2.74E-05		
Carbon tetrachloride	1.75E-04	4.38E-03	1.20E-03	1.30E-02
Chlorobenzene	4.08E-06	5.48E-05	1.50E-05	1.62E-04
Chloroform	6.20E-06	3.84E-04	1.05E-04	1.14E-03

Table 3.43b Chronic daily intakes for systemic toxicity for direct contact exposures by an adult resident
(continued)

----- AREA_CODE=1 MEDIA=RGA Groundwater -----
(continued)

Analyte	Dermal contact while showering	Direct ingestion	Inh. of volatiles while showering	Inh. of volatiles during household use
Di-n-butyl phthalate	7.55E-05	3.62E-04		
Dimethylbenzene	3.57E-03	2.07E-02	5.66E-03	6.15E-02
Ethane		1.51E-03		
Ethylbenzene	1.57E-03	1.17E-02	3.18E-03	3.46E-02
Ethylene		7.85E-03		
Methylene chloride	2.80E-06	3.42E-04	9.35E-05	1.01E-03
Tetrachloroethene	5.89E-03	8.77E-03	2.39E-03	2.60E-02
Trichloroethene	1.11E-02	3.82E-01	1.04E-01	1.13E+00
Vinyl chloride	1.65E-03	1.25E-01	3.40E-02	3.70E-01
cis-1,2-Dichloroethene	1.13E-03	6.24E-02	1.70E-02	1.85E-01
trans-1,2-Dichloroethene	6.39E-05	3.29E-02	8.98E-03	9.75E-02
Americium-241				
Cesium-137				
Cobalt-60				
Neptunium-237				
Plutonium-239				
Radium-226				
Radon-222				
Technetium-99				
Thorium-230				
Uranium-234				
Uranium-235				
Uranium-235/236				
Uranium-238				

----- AREA_CODE=1 MEDIA=UCRS Groundwater -----

Analyte	Dermal contact while showering	Direct ingestion	Inh. of volatiles while showering	Inh. of volatiles during household use
Aluminum	1.31E-04	7.22E-02		
Ammonia as Nitrogen	5.32E-06	1.95E-03		
Antimony	1.39E-06	7.64E-04		
Arsenic	7.08E-07	3.90E-04		
Barium	1.47E-05	8.07E-03		
Beryllium	8.45E-08	4.66E-05		
Cadmium	3.92E-07	2.16E-04		
Chromium	1.71E-06	9.42E-04		
Cobalt	1.20E-06	6.63E-04		
Fluoride	1.15E-05	6.32E-03		
Iron	2.37E-04	1.30E-01		
Kjeldahl Nitrogen		1.35E-01		
Lead	2.32E-06	1.28E-03		
Manganese	2.61E-05	1.44E-02		
Mercury	1.49E-08	8.22E-06		
Molybdenum	4.97E-07	2.74E-04		
Nickel	6.70E-06	3.69E-03		
Nitrate as Nitrogen	4.20E-05	2.31E-02		
Nitrate/Nitrite	1.04E-04	5.74E-02		
Orthophosphate		2.28E-03		
Selenium	1.29E-07	7.13E-05		
Silica		4.70E-01		
Strontium	6.40E-05	3.53E-02		
Sulfate	6.51E-03	3.59E+00		

Table 3.43b Chronic daily intakes for systemic toxicity for direct contact exposures by an adult resident
(continued)

----- AREA_CODE=1 MEDIA=UCRS Groundwater -----
(continued)

Analyte	Dermal contact while showering	Direct ingestion	Inh. of volatiles while showering	Inh. of volatiles during household use
Sulfide		7.38E-01		
Tetraoxo-sulfate(1-)		2.73E+00		
Thallium	2.77E-06	1.52E-03		
Tin	1.29E-06	7.12E-04		
Uranium	5.83E-07	3.21E-04		
Vanadium	3.85E-06	2.12E-03		
Zinc	8.99E-07	4.96E-04		
1,1-Dichloroethene	8.85E-05	5.48E-03	1.50E-03	1.62E-02
1,2-Dichloroethane	5.27E-07	5.48E-05	1.50E-05	1.62E-04
1,2-Dichloroethene	2.01E-07	1.03E-04	2.82E-05	3.07E-04
2,4-Dimethylphenol	2.41E-05	1.21E-04	3.29E-05	3.57E-04
Benzene	8.15E-06	2.14E-04	5.84E-05	6.34E-04
Bis(2-ethylhexyl)phthalate	1.16E-06	2.74E-05		
Chloroethane	3.26E-04	2.25E-02	6.13E-03	6.66E-02
Chloroform	7.52E-06	4.66E-04	1.27E-04	1.38E-03
Di-n-butyl phthalate	5.60E-06	2.68E-05		
Dimethylbenzene	4.01E-03	2.33E-02	6.37E-03	6.91E-02
Ethane		3.40E-03		
Ethylbenzene	1.77E-03	1.32E-02	3.59E-03	3.90E-02
Ethylene		4.81E-02		
Fluorene	4.82E-05	1.08E-04	2.95E-05	3.21E-04
Isophorone	1.10E-06	1.38E-04		
Methylene chloride	2.28E-06	2.79E-04	7.63E-05	8.28E-04
Naphthalene	4.84E-05	3.86E-04	1.06E-04	1.15E-03
Phenanthrene	5.22E-05	1.07E-04	2.91E-05	3.16E-04
Trichloroethene	2.65E-02	9.14E-01	2.50E-01	2.71E+00
Vinyl chloride	1.82E-03	1.37E-01	3.74E-02	4.06E-01
cis-1,2-Dichloroethene	2.44E-03	1.34E-01	3.67E-02	3.98E-01
trans-1,2-Dichloroethene	2.66E-05	1.37E-02	3.74E-03	4.06E-02
Americium-241				
Cobalt-60				
Neptunium-237				
Plutonium-239				
Radium-226				
Radon-222				
Technetium-99				
Thorium-228				
Uranium-234				
Uranium-235				
Uranium-235/236				
Uranium-238				

----- AREA_CODE=m MEDIA=McNairy Groundwater -----

Analyte	Dermal contact while showering	Direct ingestion	Inh. of volatiles while showering	Inh. of volatiles during household use
Aluminum	3.26E-05	1.80E-02		
Arsenic	2.80E-07	1.55E-04		
Barium	9.88E-06	5.44E-03		
Beryllium	3.39E-07	1.87E-04		
Cadmium	9.19E-07	5.07E-04		
Chromium	4.11E-06	2.26E-03		
Cobalt	1.50E-06	8.25E-04		

Table 3.43b Chronic daily intakes for systemic toxicity for direct contact exposures by an adult resident
(continued)

----- AREA_CODE=m MEDIA=McNairy Groundwater -----
(continued)

Analyte	Dermal contact while showering	Direct ingestion	Inh. of volatiles while showering	Inh. of volatiles during household use
Fluoride	1.36E-05	7.47E-03		
Iron	1.50E-03	8.25E-01		
Manganese	2.38E-05	1.31E-02		
Mercury	1.71E-08	9.40E-06		
Molybdenum	1.80E-06	9.90E-04		
Nickel	2.09E-06	1.15E-03		
Silica		4.60E-01		
Sulfate	2.47E-02	1.36E+01		
Tetraoxo-sulfate(1-)		2.14E-01		
Uranium	9.69E-08	5.34E-05		
Vanadium	7.44E-06	4.10E-03		
Zinc	1.96E-06	1.08E-03		
Trichloroethene	1.20E-06	4.15E-05	1.13E-05	1.23E-04
Neptunium-237				
Plutonium-239				
Radium-226				
Radon-222				
Technetium-99				
Thorium-230				

----- AREA_CODE=m MEDIA=Other Groundwater -----

Analyte	Dermal contact while showering	Direct ingestion	Inh. of volatiles while showering	Inh. of volatiles during household use
Aluminum	1.74E-04	9.57E-02		
Ammonia as Nitrogen	3.03E-04	1.11E-01		
Antimony	1.78E-06	9.80E-04		
Arsenic	1.32E-07	7.26E-05		
Barium	5.04E-06	2.78E-03		
Beryllium	1.36E-07	7.48E-05		
Cadmium	7.96E-07	4.38E-04		
Chromium	1.33E-06	7.30E-04		
Cobalt	3.17E-06	1.74E-03		
Fluoride	3.09E-05	1.70E-02		
Iron	2.31E-03	1.27E+00		
Kjeldahl Nitrogen		2.83E-02		
Lead	6.10E-06	3.36E-03		
Manganese	1.98E-04	1.09E-01		
Mercury	9.01E-09	4.97E-06		
Nickel	3.15E-06	1.73E-03		
Nitrate as Nitrogen	1.02E-04	5.61E-02		
Silica		1.10E+00		
Strontium	3.01E-05	1.66E-02		
Sulfate	6.40E-02	3.53E+01		
Sulfide		3.63E-02		
Tetraoxo-sulfate(1-)		1.55E+01		
Thallium	3.73E-06	2.05E-03		
Tin	2.59E-07	1.43E-04		
Uranium	1.37E-07	7.54E-05		
Vanadium	5.42E-06	2.99E-03		
Zinc	2.27E-06	1.25E-03		
1,1-Dichloroethane	7.36E-06	4.56E-04	1.24E-04	1.35E-03
1,1-Dichloroethene	1.17E-05	7.22E-04	1.97E-04	2.14E-03

Table 3.43b Chronic daily intakes for systemic toxicity for direct contact exposures by an adult resident
(continued)

----- AREA_CODE=m MEDIA=Other Groundwater -----
(continued)

Analyte	Dermal contact while showering	Direct ingestion	Inh. of volatiles while showering	Inh. of volatiles during household use
1,2-Dichloroethene	5.08E-06	2.62E-03	7.14E-04	7.76E-03
Acetone	1.41E-06	1.37E-03	3.74E-04	4.06E-03
Di-n-butyl phthalate	3.18E-05	1.53E-04		
Methylene chloride	9.95E-07	1.22E-04	3.33E-05	3.61E-04
Naphthalene	4.63E-05	3.70E-04	1.01E-04	1.10E-03
Phenanthrene	2.69E-05	5.48E-05	1.50E-05	1.62E-04
Trichloroethene	1.93E-05	6.64E-04	1.81E-04	1.97E-03
Vinyl chloride	5.45E-06	4.11E-04	1.12E-04	1.22E-03
cis-1,2-Dichloroethene	4.48E-05	2.47E-03	6.74E-04	7.32E-03
Neptunium-237				
Radium-226				
Radon-222				
Technetium-99				
Thorium-228				
Thorium-230				
Uranium-234				
Uranium-235				
Uranium-238				

----- AREA_CODE=m MEDIA=RGA Groundwater -----

Analyte	Dermal contact while showering	Direct ingestion	Inh. of volatiles while showering	Inh. of volatiles during household use
Aluminum	3.89E-05	2.14E-02		
Antimony	3.92E-06	2.16E-03		
Arsenic	1.31E-07	7.21E-05		
Barium	4.87E-06	2.69E-03		
Beryllium	3.56E-07	1.96E-04		
Bicarbonate		3.47E+00		
Boron	1.31E-05	7.24E-03		
Cadmium	4.97E-07	2.74E-04		
Cerium		1.10E-03		
Chromium	8.97E-06	4.94E-03		
Cobalt	1.41E-06	7.77E-04		
Copper	1.46E-06	8.03E-04		
Fluoride	8.36E-06	4.61E-03		
Gallium		1.23E-03		
Iron	1.23E-04	6.79E-02		
Lead	2.53E-06	1.40E-03		
Lithium	1.99E-06	1.10E-03		
Manganese	5.26E-06	2.90E-03		
Mercury	6.17E-09	3.40E-06		
Molybdenum	1.43E-06	7.85E-04		
Nickel	3.24E-06	1.79E-03		
Nitrate as Nitrogen	4.91E-05	2.70E-02		
Selenium	1.26E-07	6.96E-05		
Silica		2.53E-01		
Silver	1.14E-06	6.26E-04		
Sulfate	1.36E-03	7.49E-01		
Tetraoxo-sulfate(1-)		3.02E-01		
Thallium	5.41E-06	2.98E-03		
Thorium		6.85E-04		
Titanium	1.81E-06	9.96E-04		

Table 3.43b Chronic daily intakes for systemic toxicity for direct contact exposures by an adult resident
(continued)

----- AREA_CODE=m MEDIA=RGA Groundwater -----
(continued)

Analyte	Dermal contact while showering	Direct ingestion	Inh. of volatiles while showering	Inh. of volatiles during household use
Uranium	5.72E-08	3.15E-05		
Vanadium	3.14E-06	1.73E-03		
Zinc	2.80E-06	1.54E-03		
Zirconium	4.97E-07	2.74E-04		
1,1-Dichloroethene	8.85E-06	5.48E-04	1.50E-04	1.62E-03
1,2-Dichlorobenzene	1.73E-07	1.56E-06	4.26E-07	4.63E-06
1,2-Dichloroethene	1.04E-07	5.34E-05	1.46E-05	1.58E-04
1,3,5-Trimethylbenzene	2.42E-06	5.48E-06	1.50E-06	1.62E-05
1,4-Dichlorobenzene	1.91E-07	1.70E-06	4.64E-07	5.04E-06
2-Butanone	6.24E-07	3.16E-04	8.62E-05	9.36E-04
4-Bromofluorobenzene		1.29E-03		
4-Methyl-2-pentanone	1.48E-06	2.47E-04	6.75E-05	7.34E-04
Acetone	3.18E-07	3.08E-04	8.40E-05	9.12E-04
Acrylonitrile	6.96E-07	2.74E-04	7.48E-05	8.12E-04
Benzene	1.04E-06	2.74E-05	7.48E-06	8.12E-05
Bis(2-ethylhexyl)phthalate	6.96E-06	1.64E-04		
Bromomethane	1.74E-07	2.74E-05	7.48E-06	8.12E-05
Carbazole	5.17E-05	3.14E-04		
Carbon tetrachloride	6.56E-07	1.64E-05	4.49E-06	4.87E-05
Chloroform	8.85E-07	5.48E-05	1.50E-05	1.62E-04
Chloromethane	4.18E-07	5.48E-05	1.50E-05	1.62E-04
Chrysene	2.42E-05	1.64E-05		
Di-n-butyl phthalate	3.40E-05	1.63E-04		
Dimethylbenzene	2.83E-05	1.64E-04	4.49E-05	4.87E-04
Ethanol		4.62E-03		
Ethylbenzene	3.68E-06	2.74E-05	7.48E-06	8.12E-05
Methylene chloride	8.06E-07	9.87E-05	2.70E-05	2.93E-04
PCB-1254	7.28E-06	1.16E-05		
Polychlorinated biphenyl	1.72E-06	2.74E-06		
Tetrachloroethene	3.68E-05	5.48E-05	1.50E-05	1.62E-04
Trichloroethene	4.65E-04	1.60E-02	4.38E-03	4.75E-02
Vinyl chloride	3.63E-07	2.74E-05	7.48E-06	8.12E-05
cis-1,2-Dichloroethene	1.09E-05	6.03E-04	1.65E-04	1.79E-03
m,p-Xylene	2.57E-07	1.50E-06	4.09E-07	4.44E-06
trans-1,2-Dichloroethene	2.66E-07	1.37E-04	3.74E-05	4.06E-04
trans-1,3-Dichloropropene		4.66E-06		
Americium-241				
Cesium-137				
Cobalt-60				
Neptunium-237				
Plutonium-239				
Radium-226				
Radon-222				
Technetium-99				
Thorium-230				

----- AREA_CODE=m MEDIA=UCRS Groundwater -----

Analyte	Dermal contact while showering	Direct ingestion	Inh. of volatiles while showering	Inh. of volatiles during household use
Aluminum	1.67E-04	9.21E-02		
Antimony	2.86E-06	1.57E-03		
Arsenic	1.99E-07	1.10E-04		

Table 3.43b Chronic daily intakes for systemic toxicity for direct contact exposures by an adult resident
(continued)

----- AREA_CODE=m MEDIA=UCRS Groundwater -----
(continued)

Analyte	Dermal contact while showering	Direct ingestion	Inh. of volatiles while showering	Inh. of volatiles during household use
Barium	1.40E-05	7.71E-03		
Cadmium	5.01E-07	2.76E-04		
Chromium	1.47E-06	8.09E-04		
Cobalt	1.31E-06	7.23E-04		
Copper	6.51E-06	3.59E-03		
Fluoride	3.25E-05	1.79E-02		
Iron	2.06E-04	1.13E-01		
Lead	2.56E-06	1.41E-03		
Manganese	1.02E-05	5.62E-03		
Mercury	5.72E-09	3.15E-06		
Nickel	3.08E-06	1.70E-03		
Nitrate as Nitrogen	6.44E-05	3.55E-02		
Silica		4.57E-01		
Silver	1.03E-06	5.65E-04		
Sulfate	3.76E-03	2.07E+00		
Tetraoxo-sulfate(1-)		1.26E+00		
Thallium	4.08E-07	2.25E-04		
Uranium	3.16E-06	1.74E-03		
Vanadium	1.13E-05	6.22E-03		
Zinc	8.05E-06	4.43E-03		
Benzene	3.30E-06	8.65E-05	2.36E-05	2.57E-04
Bromodichloromethane	2.60E-06	2.47E-04	6.73E-05	7.31E-04
Chloroform	4.75E-06	2.94E-04	8.03E-05	8.72E-04
Dibromochloromethane	3.88E-07	5.48E-05	1.50E-05	1.62E-04
Ethanol		6.58E-04		
Methylene chloride	9.50E-07	1.16E-04	3.18E-05	3.45E-04
Trichloroethene	2.99E-06	1.03E-04	2.81E-05	3.05E-04
Cesium-137				
Cobalt-60				
Neptunium-237				
Plutonium-239				
Radium-226				
Radon-222				
Technetium-99				

----- AREA_CODE=n MEDIA=McNairy Groundwater -----

Analyte	Dermal contact while showering	Direct ingestion	Inh. of volatiles while showering	Inh. of volatiles during household use
Aluminum	7.67E-05	4.23E-02		
Antimony	4.06E-06	2.24E-03		
Arsenic	2.33E-07	1.28E-04		
Barium	9.36E-06	5.16E-03		
Beryllium	3.41E-07	1.88E-04		
Cadmium	9.48E-07	5.23E-04		
Chromium	1.58E-06	8.73E-04		
Cobalt	1.48E-06	8.17E-04		
Fluoride	1.18E-05	6.52E-03		
Iron	4.45E-04	2.45E-01		
Manganese	1.89E-05	1.04E-02		
Mercury	1.20E-08	6.60E-06		
Molybdenum	1.73E-06	9.54E-04		
Nickel	2.10E-06	1.16E-03		

Table 3.43b Chronic daily intakes for systemic toxicity for direct contact exposures by an adult resident
(continued)

----- AREA_CODE=n MEDIA=McNairy Groundwater -----
(continued)

Analyte	Dermal contact while showering	Direct ingestion	Inh. of volatiles while showering	Inh. of volatiles during household use
Nitrate as Nitrogen	2.81E-05	1.55E-02		
Silica		3.83E-01		
Sulfate	1.87E-02	1.03E+01		
Tetraoxo-sulfate(1-)		2.05E-01		
Thallium	4.43E-06	2.44E-03		
Uranium	8.36E-08	4.61E-05		
Vanadium	5.89E-06	3.25E-03		
Zinc	3.16E-06	1.74E-03		
Trichloroethene	1.33E-04	4.57E-03	1.25E-03	1.35E-02
Neptunium-237				
Plutonium-239				
Radium-226				
Radon-222				
Technetium-99				
Thorium-230				

----- AREA_CODE=n MEDIA=Other Groundwater -----

Analyte	Dermal contact while showering	Direct ingestion	Inh. of volatiles while showering	Inh. of volatiles during household use
Aluminum	1.74E-04	9.57E-02		
Ammonia as Nitrogen	3.03E-04	1.11E-01		
Antimony	1.78E-06	9.80E-04		
Arsenic	1.32E-07	7.26E-05		
Barium	5.04E-06	2.78E-03		
Beryllium	1.36E-07	7.48E-05		
Cadmium	7.96E-07	4.38E-04		
Chromium	1.33E-06	7.30E-04		
Cobalt	3.17E-06	1.74E-03		
Fluoride	3.09E-05	1.70E-02		
Iron	2.31E-03	1.27E+00		
Kjeldahl Nitrogen		2.83E-02		
Lead	6.10E-06	3.36E-03		
Manganese	1.98E-04	1.09E-01		
Mercury	9.01E-09	4.97E-06		
Nickel	3.15E-06	1.73E-03		
Nitrate as Nitrogen	1.02E-04	5.61E-02		
Silica		1.10E+00		
Strontium	3.01E-05	1.66E-02		
Sulfate	6.40E-02	3.53E+01		
Sulfide		3.63E-02		
Tetraoxo-sulfate(1-)		1.55E+01		
Thallium	3.73E-06	2.05E-03		
Tin	2.59E-07	1.43E-04		
Uranium	1.37E-07	7.54E-05		
Vanadium	5.42E-06	2.99E-03		
Zinc	2.27E-06	1.25E-03		
1,1-Dichloroethane	7.27E-06	4.50E-04	1.23E-04	1.34E-03
1,1-Dichloroethene	1.15E-05	7.13E-04	1.95E-04	2.12E-03
1,2-Dichloroethene	4.30E-06	2.21E-03	6.04E-04	6.56E-03
Acetone	1.41E-06	1.37E-03	3.74E-04	4.06E-03
Di-n-butyl phthalate	3.18E-05	1.53E-04		
Methylene chloride	9.50E-07	1.16E-04	3.18E-05	3.45E-04

Table 3.43b Chronic daily intakes for systemic toxicity for direct contact exposures by an adult resident
(continued)

----- AREA_CODE=n MEDIA=Other Groundwater -----
(continued)

Analyte	Dermal contact while showering	Direct ingestion	Inh. of volatiles while showering	Inh. of volatiles during household use
Naphthalene	4.63E-05	3.70E-04	1.01E-04	1.10E-03
Phenanthrene	2.69E-05	5.48E-05	1.50E-05	1.62E-04
Trichloroethene	1.91E-05	6.59E-04	1.80E-04	1.96E-03
Vinyl chloride	5.45E-06	4.11E-04	1.12E-04	1.22E-03
cis-1,2-Dichloroethene	4.48E-05	2.47E-03	6.74E-04	7.32E-03
Neptunium-237				
Radium-226				
Radon-222				
Technetium-99				
Thorium-228				
Thorium-230				
Uranium-234				
Uranium-235				
Uranium-238				

----- AREA_CODE=n MEDIA=RGA Groundwater -----

Analyte	Dermal contact while showering	Direct ingestion	Inh. of volatiles while showering	Inh. of volatiles during household use
Aluminum	5.19E-05	2.86E-02		
Antimony	3.82E-06	2.10E-03		
Arsenic	1.43E-07	7.86E-05		
Barium	4.90E-06	2.70E-03		
Beryllium	3.36E-07	1.85E-04		
Bicarbonate		3.47E+00		
Boron	1.31E-05	7.24E-03		
Cadmium	4.73E-07	2.60E-04		
Cerium		1.10E-03		
Chromium	6.11E-06	3.36E-03		
Cobalt	1.37E-06	7.52E-04		
Copper	1.28E-06	7.03E-04		
Fluoride	9.66E-06	5.32E-03		
Gallium		1.23E-03		
Iron	1.58E-04	8.71E-02		
Lead	2.45E-06	1.35E-03		
Lithium	1.99E-06	1.10E-03		
Manganese	1.08E-05	5.94E-03		
Mercury	1.39E-08	7.68E-06		
Molybdenum	1.42E-06	7.80E-04		
Nickel	3.16E-06	1.74E-03		
Nitrate as Nitrogen	5.46E-05	3.01E-02		
Selenium	1.53E-07	8.45E-05		
Silica		2.65E-01		
Silver	1.16E-06	6.37E-04		
Sulfate	1.18E-03	6.51E-01		
Tetraoxo-sulfate(1-)		2.69E-01		
Thallium	4.95E-06	2.73E-03		
Thorium		6.85E-04		
Tin	1.99E-06	1.09E-03		
Titanium	1.81E-06	9.96E-04		
Uranium	1.31E-07	7.24E-05		
Vanadium	2.90E-06	1.60E-03		
Zinc	2.40E-06	1.32E-03		

Table 3.43b Chronic daily intakes for systemic toxicity for direct contact exposures by an adult resident
(continued)

----- AREA_CODE=n MEDIA=RGA Groundwater -----
(continued)

Analyte	Dermal contact while showering	Direct ingestion	Inh. of volatiles while showering	Inh. of volatiles during household use
Zirconium	4.97E-07	2.74E-04		
1,1,2-Trichloroethane	8.35E-07	5.48E-05	1.50E-05	1.62E-04
1,1-Dichloroethene	2.88E-05	1.78E-03	4.86E-04	5.28E-03
1,2-Dichlorobenzene	1.73E-07	1.56E-06	4.26E-07	4.63E-06
1,2-Dichloroethane	2.90E-07	3.01E-05	8.23E-06	8.94E-05
1,2-Dichloroethene	9.57E-08	4.93E-05	1.34E-05	1.46E-04
1,3,5-Trimethylbenzene	2.42E-06	5.48E-06	1.50E-06	1.62E-05
1,4-Dichlorobenzene	1.91E-07	1.70E-06	4.64E-07	5.04E-06
2-Butanone	5.11E-06	2.58E-03	7.05E-04	7.66E-03
4-Bromofluorobenzene		1.29E-03		
4-Methyl-2-pentanone	2.79E-06	4.66E-04	1.27E-04	1.38E-03
Acetone	2.65E-06	2.57E-03	7.01E-04	7.61E-03
Acrylonitrile	6.96E-07	2.74E-04	7.48E-05	8.12E-04
Benzene	1.04E-06	2.74E-05	7.48E-06	8.12E-05
Bis(2-ethylhexyl)phthalate	6.30E-06	1.48E-04		
Bromomethane	1.74E-07	2.74E-05	7.48E-06	8.12E-05
Butyl benzyl phthalate	3.55E-06	2.74E-05		
Carbazole	2.61E-05	1.58E-04		
Carbon tetrachloride	1.75E-04	4.38E-03	1.20E-03	1.30E-02
Chlorobenzene	4.08E-06	5.48E-05	1.50E-05	1.62E-04
Chloroform	6.20E-06	3.84E-04	1.05E-04	1.14E-03
Chloromethane	4.18E-07	5.48E-05	1.50E-05	1.62E-04
Chrysene	2.42E-05	1.64E-05		
Di-n-butyl phthalate	5.62E-05	2.69E-04		
Dimethylbenzene	1.53E-03	8.90E-03	2.43E-03	2.64E-02
Ethane		9.00E-04		
Ethanol		4.62E-03		
Ethylbenzene	6.82E-04	5.07E-03	1.39E-03	1.50E-02
Ethylene		2.69E-03		
Methylene chloride	9.83E-06	1.20E-03	3.28E-04	3.57E-03
PCB-1254	7.69E-06	1.22E-05		
Polychlorinated biphenyl	1.72E-06	2.74E-06		
Tetrachloroethene	5.89E-03	8.77E-03	2.39E-03	2.60E-02
Trichloroethene	5.34E-03	1.84E-01	5.02E-02	5.45E-01
Vinyl chloride	6.35E-04	4.79E-02	1.31E-02	1.42E-01
cis-1,2-Dichloroethene	4.61E-04	2.54E-02	6.94E-03	7.54E-02
m,p-Xylene	4.57E-07	2.66E-06	7.27E-07	7.89E-06
trans-1,2-Dichloroethene	4.74E-05	2.44E-02	6.65E-03	7.23E-02
trans-1,3-Dichloropropene		4.66E-06		
Americium-241				
Cesium-137				
Cobalt-60				
Neptunium-237				
Plutonium-239				
Radium-226				
Radon-222				
Technetium-99				
Thorium-230				
Uranium-234				
Uranium-235				
Uranium-235/236				
Uranium-238				

Table 3.43b Chronic daily intakes for systemic toxicity for direct contact exposures by an adult resident
(continued)

----- AREA_CODE=n MEDIA=UCRS Groundwater -----

Analyte	Dermal contact while showering	Direct ingestion	Inh. of volatiles while showering	Inh. of volatiles during household use
Aluminum	1.29E-04	7.13E-02		
Ammonia as Nitrogen	5.32E-06	1.95E-03		
Antimony	2.47E-06	1.36E-03		
Arsenic	6.03E-07	3.32E-04		
Barium	1.38E-05	7.62E-03		
Beryllium	8.45E-08	4.66E-05		
Cadmium	3.99E-07	2.20E-04		
Chromium	1.64E-06	9.06E-04		
Cobalt	1.22E-06	6.72E-04		
Copper	2.41E-06	1.33E-03		
Fluoride	2.20E-05	1.21E-02		
Iron	2.08E-04	1.15E-01		
Kjeldahl Nitrogen		1.35E-01		
Lead	2.40E-06	1.32E-03		
Manganese	3.94E-05	2.17E-02		
Mercury	2.49E-08	1.37E-05		
Molybdenum	4.97E-07	2.74E-04		
Nickel	5.35E-06	2.95E-03		
Nitrate as Nitrogen	3.98E-05	2.19E-02		
Nitrate/Nitrite	1.04E-04	5.74E-02		
Orthophosphate		2.28E-03		
Selenium	1.28E-07	7.07E-05		
Silica		4.53E-01		
Silver	1.05E-06	5.77E-04		
Strontium	6.40E-05	3.53E-02		
Sulfate	6.11E-03	3.37E+00		
Sulfide		7.38E-01		
Tetraoxo-sulfate(1-)		2.55E+00		
Thallium	2.59E-06	1.42E-03		
Tin	1.29E-06	7.12E-04		
Uranium	1.19E-06	6.58E-04		
Vanadium	4.00E-06	2.20E-03		
Zinc	2.61E-06	1.44E-03		
1,1-Dichloroethene	8.85E-05	5.48E-03	1.50E-03	1.62E-02
1,2-Dichloroethane	5.27E-07	5.48E-05	1.50E-05	1.62E-04
1,2-Dichloroethene	3.25E-07	1.67E-04	4.57E-05	4.97E-04
2,4-Dimethylphenol	2.41E-05	1.21E-04	3.29E-05	3.57E-04
Benzene	8.15E-06	2.14E-04	5.84E-05	6.34E-04
Bis(2-ethylhexyl)phthalate	1.16E-06	2.74E-05		
Bromodichloromethane	2.60E-06	2.47E-04	6.73E-05	7.31E-04
Chloroethane	2.75E-05	1.89E-03	5.17E-04	5.61E-03
Chloroform	1.06E-05	6.58E-04	1.80E-04	1.95E-03
Di-n-butyl phthalate	5.60E-06	2.68E-05		
Dibromochloromethane	3.88E-07	5.48E-05	1.50E-05	1.62E-04
Dimethylbenzene	2.82E-03	1.64E-02	4.48E-03	4.87E-02
Ethane		3.40E-03		
Ethanol		6.58E-04		
Ethylbenzene	1.25E-03	9.28E-03	2.54E-03	2.75E-02
Ethylene		4.81E-02		
Fluorene	4.82E-05	1.08E-04	2.95E-05	3.21E-04
Isophorone	1.10E-06	1.38E-04		
Methylene chloride	1.01E-06	1.23E-04	3.37E-05	3.66E-04
Naphthalene	4.84E-05	3.86E-04	1.06E-04	1.15E-03
Phenanthrene	5.22E-05	1.07E-04	2.91E-05	3.16E-04
Trichloroethene	2.00E-02	6.90E-01	1.88E-01	2.05E+00
Vinyl chloride	1.82E-03	1.37E-01	3.74E-02	4.06E-01
cis-1,2-Dichloroethene	1.91E-03	1.05E-01	2.88E-02	3.12E-01
trans-1,2-Dichloroethene	2.66E-05	1.37E-02	3.74E-03	4.06E-02
Americium-241				

Table 3.43b Chronic daily intakes for systemic toxicity for direct contact exposures by an adult resident
(continued)

----- AREA_CODE=n MEDIA=UCRS Groundwater -----
(continued)

Analyte	Dermal contact while showering	Direct ingestion	Inh. of volatiles while showering	Inh. of volatiles during household use
Cesium-137				
Cobalt-60				
Neptunium-237				
Plutonium-239				
Radium-226				
Radon-222				
Technetium-99				
Thorium-228				
Uranium-234				
Uranium-235				
Uranium-235/236				
Uranium-238				

Table 3.44a Chronic daily intakes for systemic toxicity for biota consumption by a child resident

----- AREA_CODE=a MEDIA=RGA Groundwater -----

Analyte	Ingestion of vegetables	Ingestion of beef	Ingestion of milk	Ingestion of eggs	Ingestion of pork	Ingestion of turkey	Ingestion of chicken
Aluminum	4.48E-02	1.99E-04	3.47E-04				
Arsenic	1.63E-04	9.40E-07	3.68E-07				
Barium	6.14E-03	3.62E-06	1.13E-04	3.38E-05		3.07E-06	7.37E-07
Chromium	1.98E-03	5.29E-05	7.67E-07				
Fluoride							
Iron	9.75E-02	5.79E-03	1.13E-04	6.01E-04	5.73E-04	5.46E-03	1.31E-03
Manganese	8.36E-03	1.04E-05	8.17E-06	2.60E-06	5.72E-06	1.97E-05	4.72E-06
Tetraoxo-sulfate(1-)							
Thallium	1.06E-02	1.26E-03	8.22E-04				
Vanadium	6.63E-03	4.91E-05	5.12E-06				
Zinc	1.41E-03	2.43E-04	3.17E-04	1.51E-05	2.77E-05	3.21E-04	7.69E-05
1,1-Dichloroethene	3.12E-03	5.01E-09	2.06E-08				
Carbon tetrachloride	9.40E-03	2.93E-07	1.21E-06				
Chloroform	2.20E-04	6.61E-10	2.73E-09				
Tetrachloroethene	1.70E-02	3.03E-07	1.25E-06				
Trichloroethene	3.81E+01	3.82E-04	1.58E-03				
cis-1,2-Dichloroethene	1.22E-02	2.69E-08	1.11E-07				
trans-1,2-Dichloroethene	8.17E-02	1.50E-09	6.20E-09				
Cesium-137							
Neptunium-237							
Technetium-99							
Thorium-230							

----- AREA_CODE=a MEDIA=UCRS Groundwater -----

Analyte	Ingestion of vegetables	Ingestion of beef	Ingestion of milk	Ingestion of eggs	Ingestion of pork	Ingestion of turkey	Ingestion of chicken
Aluminum	1.01E-01	4.51E-04	7.85E-04				
Antimony	1.28E-03	1.48E-07	1.20E-06				
Arsenic	1.27E-04	7.32E-07	2.87E-07				
Barium	2.14E-03	1.26E-06	3.96E-05	1.18E-05		1.07E-06	2.57E-07
Beryllium	2.49E-05	7.35E-08	8.64E-10				
Chromium	6.32E-04	1.69E-05	2.45E-07				
Cobalt	9.47E-05	2.65E-08	2.42E-07	5.49E-08	4.03E-08	9.97E-06	2.39E-06
Iron	1.50E-01	8.90E-03	1.74E-04	9.24E-04	8.81E-04	8.39E-03	2.01E-03
Lead	3.08E-03	3.65E-06	3.57E-05				
Manganese	3.04E-03	3.80E-06	2.98E-06	9.47E-07	2.08E-06	7.17E-06	1.72E-06
Nickel	4.59E-03	6.00E-05	2.50E-03				
Silica							
Tetraoxo-sulfate(1-)							
Uranium	7.13E-04	6.35E-07	1.11E-05	4.39E-06	9.99E-06	3.99E-05	9.58E-06
Vanadium	4.26E-03	3.15E-05	3.29E-06				
Zinc	1.53E-03	2.63E-04	3.44E-04	1.64E-05	3.01E-05	3.47E-04	8.34E-05
1,1-Dichloroethene	2.08E-04	3.34E-10	1.38E-09				
Bis(2-ethylhexyl)phthalate	4.58E-05	2.63E-07	1.08E-06				
Chloroform	1.43E-03	4.30E-09	1.77E-08				
Trichloroethene	6.88E+00	6.89E-05	2.84E-04				
cis-1,2-Dichloroethene	1.55E-02	3.41E-08	1.41E-07				
trans-1,2-Dichloroethene	2.34E-02	4.31E-10	1.78E-09				
Neptunium-237							
Radon-222							
Technetium-99							

Table 3.44a Chronic daily intakes for systemic toxicity for biota consumption by a child resident (continued)

----- AREA_CODE=b MEDIA=McNairy Groundwater -----							
Analyte	Ingestion of vegetables	Ingestion of beef	Ingestion of milk	Ingestion of eggs	Ingestion of pork	Ingestion of turkey	Ingestion of chicken
Aluminum	3.76E-02	1.67E-04	2.91E-04				
Antimony	4.89E-03	5.66E-07	4.62E-06				
Nitrate as Nitrogen							
Silica							
Tetraoxo-sulfate(1-)							
Trichloroethene	4.97E-02	4.98E-07	2.05E-06				
Technetium-99							
----- AREA_CODE=b MEDIA=RGA Groundwater -----							
Analyte	Ingestion of vegetables	Ingestion of beef	Ingestion of milk	Ingestion of eggs	Ingestion of pork	Ingestion of turkey	Ingestion of chicken
Aluminum	6.80E-02	3.03E-04	5.26E-04				
Arsenic	1.53E-04	8.84E-07	3.46E-07				
Barium	9.76E-03	5.76E-06	1.80E-04	5.38E-05		4.88E-06	1.17E-06
Beryllium	2.88E-04	8.51E-07	9.99E-09				
Cadmium	5.32E-04	4.58E-07	1.50E-05	2.38E-07	1.31E-06	1.73E-05	4.15E-06
Chromium	1.52E-03	4.07E-05	5.90E-07				
Cobalt	1.26E-03	3.51E-07	3.20E-06	7.28E-07	5.34E-07	1.32E-04	3.17E-05
Fluoride							
Iron	2.27E-01	1.35E-02	2.64E-04	1.40E-03	1.33E-03	1.27E-02	3.05E-03
Lead	1.84E-03	2.19E-06	2.14E-05				
Manganese	2.11E-02	2.63E-05	2.06E-05	6.56E-06	1.44E-05	4.97E-05	1.19E-05
Mercury	2.44E-05	3.97E-07	2.43E-07			2.24E-08	5.39E-09
Nitrate as Nitrogen							
Selenium	2.39E-04	5.56E-05	7.26E-05	1.04E-05	1.35E-05	9.43E-05	2.26E-05
Silica							
Sulfate							
Tetraoxo-sulfate(1-)							
Tin	1.22E-02	1.99E-04	2.60E-04				
Uranium	2.79E-04	2.49E-07	4.33E-06	1.72E-06	3.91E-06	1.56E-05	3.75E-06
Vanadium	1.79E-03	1.32E-05	1.38E-06				
Zinc	2.11E-03	3.63E-04	4.74E-04	2.26E-05	4.15E-05	4.79E-04	1.15E-04
1,1,2-Trichloroethane	2.20E-04	6.61E-10	2.73E-09				
1,1-Dichloroethene	1.69E-04	2.71E-10	1.12E-09				
1,2-Dichloroethane	1.89E-04	1.15E-10	4.74E-10				
Acetone	2.55E-02	3.59E-11	1.48E-10				
Carbon tetrachloride	1.07E-03	3.34E-08	1.38E-07				
Chlorobenzene	1.34E-04	4.17E-09	1.72E-08				
Chloroform	1.54E-03	4.63E-09	1.91E-08				
Di-n-butyl phthalate	3.67E-04	2.10E-06	8.66E-06				
Ethane							
Ethylene							
Methylene chloride	4.70E-04	1.47E-10	6.06E-10				
Tetrachloroethene	2.36E-02	4.21E-07	1.74E-06				
Trichloroethene	2.02E-01	2.03E-06	8.35E-06				
Vinyl chloride	2.16E-01	9.40E-08	3.88E-07				
cis-1,2-Dichloroethene	7.78E-02	1.71E-07	7.06E-07				
Americium-241							
Cesium-137							
Cobalt-60							
Plutonium-239							
Radium-226							
Radon-222							
Technetium-99							
Thorium-230							
Uranium-234							
Uranium-235							

Table 3.44a Chronic daily intakes for systemic toxicity for biota consumption by a child resident (continued)

----- AREA_CODE=b MEDIA=RGa Groundwater -----
(continued)

Analyte	Ingestion of vegetables	Ingestion of beef	Ingestion of milk	Ingestion of eggs	Ingestion of pork	Ingestion of turkey	Ingestion of chicken
Uranium-235/236							
Uranium-238							

----- AREA_CODE=b MEDIA=UCRS Groundwater -----

Analyte	Ingestion of vegetables	Ingestion of beef	Ingestion of milk	Ingestion of eggs	Ingestion of pork	Ingestion of turkey	Ingestion of chicken
Aluminum	1.12E-01	4.97E-04	8.66E-04				
Arsenic	8.29E-04	4.80E-06	1.88E-06				
Barium	7.84E-03	4.62E-06	1.45E-04	4.32E-05		3.92E-06	9.41E-07
Beryllium	1.79E-05	5.29E-08	6.21E-10				
Cadmium	3.93E-04	3.39E-07	1.10E-05	1.76E-07	9.67E-07	1.28E-05	3.06E-06
Chromium	1.66E-03	4.44E-05	6.44E-07				
Cobalt	3.55E-04	9.92E-08	9.06E-07	2.06E-07	1.51E-07	3.74E-05	8.98E-06
Fluoride							
Iron	1.46E-01	8.69E-03	1.70E-04	9.02E-04	8.60E-04	8.19E-03	1.97E-03
Lead	8.02E-05	9.52E-08	9.32E-07				
Manganese	1.34E-02	1.68E-05	1.31E-05	4.18E-06	9.20E-06	3.16E-05	7.59E-06
Mercury	2.44E-05	3.97E-07	2.43E-07			2.24E-08	5.39E-09
Molybdenum	5.43E-04	1.32E-06	2.93E-05	2.47E-06		2.49E-05	5.98E-06
Nickel	1.58E-02	2.07E-04	8.63E-03				
Nitrate as Nitrogen							
Selenium	1.49E-04	3.46E-05	4.52E-05	6.47E-06	8.43E-06	5.87E-05	1.41E-05
Silica							
Sulfate							
Tetraoxo-sulfate(1-)							
Thallium	1.02E-03	1.21E-04	7.91E-05				
Tin	2.12E-03	3.44E-05	4.49E-05				
Uranium	3.37E-04	3.00E-07	5.22E-06	2.08E-06	4.72E-06	1.88E-05	4.52E-06
Vanadium	4.37E-03	3.23E-05	3.38E-06				
Zinc	1.49E-03	2.56E-04	3.34E-04	1.59E-05	2.92E-05	3.37E-04	8.10E-05
1,1-Dichloroethene	3.38E-04	5.42E-10	2.24E-09				
1,2-Dichloroethene	4.55E-03	8.37E-11	3.45E-10				
2,4-Dimethylphenol	2.52E-04	1.89E-09	7.78E-09				
Benzene	7.94E-04	3.25E-09	1.34E-08				
Chloroethane	4.05E-02	1.77E-08	7.29E-08				
Di-n-butyl phthalate	2.62E-05	1.50E-07	6.18E-07				
Dimethylbenzene	4.03E-04	4.75E-08	1.96E-07				
Ethane							
Ethylbenzene	5.18E-05	3.62E-09	1.49E-08				
Ethylene							
Isophorone	6.09E-04	7.09E-10	2.92E-09				
Trichloroethene	2.36E+00	2.36E-05	9.75E-05				
Vinyl chloride	1.71E-02	7.46E-09	3.08E-08				
cis-1,2-Dichloroethene	1.33E-01	2.94E-07	1.21E-06				
trans-1,2-Dichloroethene	2.77E-03	5.09E-11	2.10E-10				
Americium-241							
Cobalt-60							
Neptunium-237							
Plutonium-239							
Radium-226							
Radon-222							
Technetium-99							
Uranium-234							
Uranium-235							
Uranium-235/236							
Uranium-238							

Table 3.44a Chronic daily intakes for systemic toxicity for biota consumption by a child resident (continued)

----- AREA_CODE=c MEDIA=RGa Groundwater -----							
Analyte	Ingestion of vegetables	Ingestion of beef	Ingestion of milk	Ingestion of eggs	Ingestion of pork	Ingestion of turkey	Ingestion of chicken
Aluminum	1.67E-01	7.43E-04	1.29E-03				
Barium	5.17E-03	3.05E-06	9.56E-05	2.85E-05		2.59E-06	6.21E-07
Chromium	9.30E-03	2.49E-04	3.61E-06				
Iron	3.01E-01	1.79E-02	3.49E-04	1.85E-03	1.77E-03	1.68E-02	4.04E-03
Manganese	1.59E-02	1.99E-05	1.56E-05	4.95E-06	1.09E-05	3.75E-05	8.99E-06
Molybdenum	2.02E-03	4.91E-06	1.09E-04	9.17E-06		9.25E-05	2.22E-05
Silica							
Sulfate							
Tetraoxo-sulfate(1-)							
Zinc	2.57E-03	4.42E-04	5.77E-04	2.75E-05	5.05E-05	5.83E-04	1.40E-04
1,1-Dichloroethene	1.19E-03	1.92E-09	7.90E-09				
Chloroform	5.50E-04	1.65E-09	6.82E-09				
Trichloroethene	3.46E-02	3.47E-07	1.43E-06				
cis-1,2-Dichloroethene	7.38E-04	1.62E-09	6.70E-09				
Radon-222							
Technetium-99							
----- AREA_CODE=c MEDIA=UCRS Groundwater -----							
Analyte	Ingestion of vegetables	Ingestion of beef	Ingestion of milk	Ingestion of eggs	Ingestion of pork	Ingestion of turkey	Ingestion of chicken
Aluminum	8.16E-02	3.63E-04	6.31E-04				
Barium	2.97E-03	1.75E-06	5.48E-05	1.64E-05		1.49E-06	3.56E-07
Iron	8.46E-02	5.03E-03	9.84E-05	5.22E-04	4.97E-04	4.74E-03	1.14E-03
Manganese	6.95E-03	8.69E-06	6.80E-06	2.16E-06	4.76E-06	1.64E-05	3.93E-06
Silica							
Tetraoxo-sulfate(1-)							
Vanadium	1.48E-03	1.10E-05	1.15E-06				
Zinc	1.74E-03	3.00E-04	3.91E-04	1.87E-05	3.42E-05	3.95E-04	9.49E-05
Benzene	1.02E-04	4.16E-10	1.72E-09				
Chloroform	1.32E-03	3.96E-09	1.63E-08				
Trichloroethene	2.30E-04	2.30E-09	9.49E-09				
Technetium-99							
----- AREA_CODE=d MEDIA=McNairy Groundwater -----							
Analyte	Ingestion of vegetables	Ingestion of beef	Ingestion of milk	Ingestion of eggs	Ingestion of pork	Ingestion of turkey	Ingestion of chicken
Silica							
Tetraoxo-sulfate(1-)							
Thallium	1.49E-02	1.77E-03	1.15E-03				
Zinc	1.07E-02	1.84E-03	2.40E-03	1.14E-04	2.10E-04	2.42E-03	5.82E-04
Trichloroethene	1.39E-04	1.39E-09	5.74E-09				
----- AREA_CODE=d MEDIA=Other Groundwater -----							
Analyte	Ingestion of vegetables	Ingestion of beef	Ingestion of milk	Ingestion of eggs	Ingestion of pork	Ingestion of turkey	Ingestion of chicken
Methylene chloride	1.06E-03	3.30E-10	1.36E-09				

Table 3.44a Chronic daily intakes for systemic toxicity for biota consumption by a child resident (continued)

----- AREA_CODE=d MEDIA=RGa Groundwater -----

Analyte	Ingestion of vegetables	Ingestion of beef	Ingestion of milk	Ingestion of eggs	Ingestion of pork	Ingestion of turkey	Ingestion of chicken
Aluminum	5.56E-02	2.47E-04	4.30E-04				
Arsenic	1.82E-04	1.05E-06	4.12E-07				
Barium	1.12E-02	6.58E-06	2.06E-04	6.15E-05		5.58E-06	1.34E-06
Chromium	1.56E-03	4.17E-05	6.05E-07				
Cobalt	1.12E-03	3.13E-07	2.86E-06	6.50E-07	4.77E-07	1.18E-04	2.83E-05
Fluoride							
Iron	9.06E-02	5.38E-03	1.05E-04	5.58E-04	5.32E-04	5.07E-03	1.22E-03
Lead	3.00E-03	3.56E-06	3.48E-05				
Manganese	6.15E-02	7.69E-05	6.02E-05	1.92E-05	4.21E-05	1.45E-04	3.48E-05
Silica							
Tetraoxo-sulfate(1-)							
Tin	6.51E-02	1.06E-03	1.38E-03				
Uranium	1.01E-04	8.97E-08	1.56E-06	6.20E-07	1.41E-06	5.63E-06	1.35E-06
Vanadium	2.81E-03	2.08E-05	2.17E-06				
Zinc	1.60E-03	2.75E-04	3.59E-04	1.72E-05	3.15E-05	3.63E-04	8.72E-05
Bis(2-ethylhexyl)phthalate	9.17E-05	5.25E-07	2.17E-06				
Butyl benzyl phthalate	4.58E-05	2.63E-07	1.08E-06				
Di-n-butyl phthalate	3.35E-04	1.92E-06	7.92E-06				
Dimethylbenzene	4.50E-03	5.30E-07	2.19E-06				
Ethylbenzene	2.36E-03	1.65E-07	6.80E-07				
Methylene chloride	8.73E-03	2.73E-09	1.12E-08				
Tetrachloroethene	3.69E-04	6.58E-09	2.71E-08				
Trichloroethene	7.09E-02	7.10E-07	2.93E-06				
cis-1,2-Dichloroethene	3.46E-03	7.62E-09	3.14E-08				
Americium-241							
Cesium-137							
Cobalt-60							
Plutonium-239							
Radium-226							
Radon-222							
Technetium-99							
Uranium-234							
Uranium-238							

----- AREA_CODE=d MEDIA=UCRS Groundwater -----

Analyte	Ingestion of vegetables	Ingestion of beef	Ingestion of milk	Ingestion of eggs	Ingestion of pork	Ingestion of turkey	Ingestion of chicken
Aluminum	2.09E-01	9.29E-04	1.62E-03				
Ammonia as Nitrogen	7.06E-02	2.36E-10	9.72E-10				
Antimony	1.17E-03	1.36E-07	1.11E-06				
Arsenic	1.68E-04	9.74E-07	3.81E-07				
Barium	1.14E-02	6.74E-06	2.11E-04	6.30E-05		5.72E-06	1.37E-06
Beryllium	7.61E-05	2.25E-07	2.64E-09				
Cadmium	7.37E-04	6.35E-07	2.07E-05	3.29E-07	1.81E-06	2.39E-05	5.74E-06
Chromium	1.25E-03	3.35E-05	4.86E-07				
Cobalt	1.15E-03	3.21E-07	2.93E-06	6.67E-07	4.89E-07	1.21E-04	2.91E-05
Fluoride							
Iron	3.36E+00	1.99E-01	3.90E-03	2.07E-02	1.97E-02	1.88E-01	4.51E-02
Kjeldahl Nitrogen							
Lead	1.54E-03	1.83E-06	1.79E-05				
Manganese	1.43E+00	1.79E-03	1.40E-03	4.45E-04	9.79E-04	3.37E-03	8.08E-04
Mercury	8.53E-06	1.39E-07	8.50E-08			7.84E-09	1.88E-09
Nickel	1.74E-03	2.27E-05	9.47E-04				
Nitrate as Nitrogen							
Nitrate/Nitrite							
Orthophosphate							
Selenium	1.89E-04	4.39E-05	5.73E-05	8.20E-06	1.07E-05	7.45E-05	1.79E-05

Table 3.44a Chronic daily intakes for systemic toxicity for biota consumption by a child resident (continued)

----- AREA_CODE=d MEDIA=UCRS Groundwater -----
(continued)

Analyte	Ingestion of vegetables	Ingestion of beef	Ingestion of milk	Ingestion of eggs	Ingestion of pork	Ingestion of turkey	Ingestion of chicken
Silica							
Strontium Sulfate Sulfide	8.98E-02	1.36E-03	6.22E-03	7.07E-05	5.19E-04	2.57E-04	6.16E-05
Tetraoxo-sulfate(1-)							
Uranium	1.52E-03	1.35E-06	2.35E-05	9.35E-06	2.13E-05	8.49E-05	2.04E-05
Vanadium	8.57E-03	6.35E-05	6.63E-06				
Zinc	1.69E-03	2.91E-04	3.80E-04	1.81E-05	3.32E-05	3.84E-04	9.21E-05
1,1-Dichloroethene	1.96E-03	3.14E-09	1.29E-08				
1,2-Dichloroethane	3.44E-04	2.09E-10	8.62E-10				
1,2-Dichloroethene	1.36E-03	2.50E-11	1.03E-10				
Benzene	5.09E-04	2.08E-09	8.58E-09				
Dimethylbenzene	7.78E-03	9.16E-07	3.78E-06				
Ethylbenzene	5.89E-03	4.12E-07	1.70E-06				
Fluorene	2.15E-04	3.79E-07	1.56E-06				
Methylene chloride	1.28E-03	4.00E-10	1.65E-09				
Naphthalene	4.08E-04	4.80E-08	1.98E-07				
Phenanthrene	2.06E-04	5.83E-07	2.40E-06				
Trichloroethene	4.13E-01	4.14E-06	1.71E-05				
cis-1,2-Dichloroethene	8.80E-04	1.94E-09	7.98E-09				
Neptunium-237							
Radon-222							
Technetium-99							
Thorium-228							
Uranium-234							
Uranium-235							
Uranium-238							

----- AREA_CODE=e MEDIA=McNairy Groundwater -----

Analyte	Ingestion of vegetables	Ingestion of beef	Ingestion of milk	Ingestion of eggs	Ingestion of pork	Ingestion of turkey	Ingestion of chicken
Aluminum	3.96E-02	1.76E-04	3.07E-04				
Arsenic	6.62E-04	3.83E-06	1.50E-06				
Barium	1.25E-02	7.37E-06	2.31E-04	6.88E-05		6.25E-06	1.50E-06
Beryllium	4.57E-04	1.35E-06	1.59E-08				
Cadmium	1.29E-03	1.11E-06	3.62E-05	5.77E-07	3.17E-06	4.19E-05	1.01E-05
Chromium	5.44E-03	1.46E-04	2.11E-06				
Cobalt	1.84E-03	5.13E-07	4.68E-06	1.06E-06	7.81E-07	1.93E-04	4.64E-05
Fluoride							
Iron	6.66E-01	3.95E-02	7.74E-04	4.10E-03	3.91E-03	3.73E-02	8.94E-03
Manganese	2.66E-02	3.33E-05	2.61E-05	8.29E-06	1.82E-05	6.27E-05	1.51E-05
Nickel	2.67E-03	3.49E-05	1.46E-03				
Silica Sulfate							
Tetraoxo-sulfate(1-)							
Uranium	2.22E-04	1.97E-07	3.43E-06	1.37E-06	3.10E-06	1.24E-05	2.98E-06
Vanadium	2.02E-02	1.50E-04	1.56E-05				
Zinc	1.24E-02	2.14E-03	2.79E-03	1.33E-04	2.44E-04	2.82E-03	6.77E-04
Trichloroethene	1.54E-04	1.54E-09	6.35E-09				
Radon-222							
Technetium-99							

Table 3.44a Chronic daily intakes for systemic toxicity for biota consumption by a child resident (continued)

----- AREA_CODE=e MEDIA=RGa Groundwater -----

Analyte	Ingestion of vegetables	Ingestion of beef	Ingestion of milk	Ingestion of eggs	Ingestion of pork	Ingestion of turkey	Ingestion of chicken
Aluminum	2.83E-02	1.26E-04	2.19E-04				
Arsenic	1.15E-04	6.66E-07	2.61E-07				
Barium	8.33E-03	4.91E-06	1.54E-04	4.59E-05		4.17E-06	1.00E-06
Beryllium	2.68E-04	7.91E-07	9.29E-09				
Cadmium	9.91E-04	8.54E-07	2.79E-05	4.43E-07	2.44E-06	3.22E-05	7.73E-06
Cobalt	1.25E-03	3.51E-07	3.20E-06	7.28E-07	5.34E-07	1.32E-04	3.17E-05
Copper	2.09E-03	4.58E-05	9.97E-05	5.29E-06	8.53E-06	4.80E-05	1.15E-05
Fluoride							
Iron	1.25E-01	7.45E-03	1.46E-04	7.73E-04	7.37E-04	7.02E-03	1.68E-03
Manganese	3.53E-03	4.41E-06	3.45E-06	1.10E-06	2.42E-06	8.31E-06	1.99E-06
Molybdenum	1.60E-03	3.89E-06	8.63E-05	7.27E-06		7.34E-05	1.76E-05
Silica							
Silver	1.61E-03	1.43E-05	3.12E-06		7.27E-06	1.80E-04	4.32E-05
Sulfate							
Tetraoxo-sulfate(1-)							
Thallium	3.81E-03	4.52E-04	2.95E-04				
Uranium	5.76E-05	5.13E-08	8.93E-07	3.55E-07	8.07E-07	3.22E-06	7.74E-07
Vanadium	3.64E-03	2.70E-05	2.82E-06				
Zinc	2.73E-03	4.69E-04	6.12E-04	2.92E-05	5.36E-05	6.19E-04	1.49E-04
2-Butanone	1.20E-01	1.05E-09	4.32E-09				
Dimethylbenzene	3.36E-04	3.96E-08	1.63E-07				
Trichloroethene	1.16E-01	1.16E-06	4.78E-06				
trans-1,2-Dichloroethene	2.72E-03	4.99E-11	2.06E-10				
Cobalt-60							
Radon-222							
Technetium-99							
Thorium-230							

----- AREA_CODE=e MEDIA=UCRS Groundwater -----

Analyte	Ingestion of vegetables	Ingestion of beef	Ingestion of milk	Ingestion of eggs	Ingestion of pork	Ingestion of turkey	Ingestion of chicken
Aluminum	1.89E-01	8.42E-04	1.47E-03				
Arsenic	1.49E-04	8.61E-07	3.37E-07				
Barium	1.99E-02	1.17E-05	3.67E-04	1.09E-04		9.93E-06	2.38E-06
Chromium	2.03E-03	5.44E-05	7.89E-07				
Fluoride							
Iron	2.01E-01	1.19E-02	2.34E-04	1.24E-03	1.18E-03	1.13E-02	2.70E-03
Manganese	3.28E-03	4.09E-06	3.21E-06	1.02E-06	2.24E-06	7.72E-06	1.85E-06
Nickel	8.20E-03	1.07E-04	4.47E-03				
Silica							
Sulfate							
Tetraoxo-sulfate(1-)							
Vanadium	2.07E-02	1.53E-04	1.60E-05				
Zinc	7.99E-03	1.37E-03	1.79E-03	8.56E-05	1.57E-04	1.81E-03	4.35E-04
Trichloroethene	1.09E-04	1.09E-09	4.49E-09				
Radon-222							

----- AREA_CODE=f MEDIA=McNairy Groundwater -----

Analyte	Ingestion of vegetables	Ingestion of beef	Ingestion of milk	Ingestion of eggs	Ingestion of pork	Ingestion of turkey	Ingestion of chicken
Barium	7.79E-03	4.60E-06	1.44E-04	4.29E-05		3.90E-06	9.36E-07
Tetraoxo-sulfate(1-)							
Zinc	8.89E-03	1.53E-03	1.99E-03	9.52E-05	1.75E-04	2.02E-03	4.84E-04

Table 3.44a Chronic daily intakes for systemic toxicity for biota consumption by a child resident (continued)

----- AREA_CODE=f MEDIA=RGa Groundwater -----

Analyte	Ingestion of vegetables	Ingestion of beef	Ingestion of milk	Ingestion of eggs	Ingestion of pork	Ingestion of turkey	Ingestion of chicken
Aluminum	2.39E-02	1.06E-04	1.85E-04				
Arsenic	1.19E-04	6.88E-07	2.69E-07				
Barium	1.27E-02	7.49E-06	2.35E-04	7.00E-05		6.35E-06	1.52E-06
Cadmium	1.79E-03	1.54E-06	5.03E-05	8.00E-07	4.40E-06	5.81E-05	1.39E-05
Chromium	3.71E-03	9.92E-05	1.44E-06				
Copper	1.61E-03	3.53E-05	7.67E-05	4.07E-06	6.56E-06	3.69E-05	8.86E-06
Iron	5.78E-02	3.43E-03	6.72E-05	3.56E-04	3.40E-04	3.24E-03	7.76E-04
Manganese	3.79E-03	4.74E-06	3.71E-06	1.18E-06	2.60E-06	8.93E-06	2.14E-06
Silica							
Sulfate							
Tetraoxo-sulfate(1-)							
Vanadium	3.28E-03	2.43E-05	2.53E-06				
Zinc	1.39E-03	2.38E-04	3.11E-04	1.49E-05	2.72E-05	3.15E-04	7.55E-05
1,1-Dichloroethene	7.35E-04	1.18E-09	4.87E-09				
1,2-Dichloroethene	7.60E-03	1.40E-10	5.77E-10				
Bis(2-ethylhexyl)phthalate	1.28E-03	7.35E-06	3.03E-05				
Carbon tetrachloride	4.02E-05	1.25E-09	5.16E-09				
Trichloroethene	6.25E-02	6.27E-07	2.58E-06				
cis-1,2-Dichloroethene	8.94E-04	1.97E-09	8.12E-09				
Plutonium-239							
Radon-222							
Technetium-99							

----- AREA_CODE=f MEDIA=UCRS Groundwater -----

Analyte	Ingestion of vegetables	Ingestion of beef	Ingestion of milk	Ingestion of eggs	Ingestion of pork	Ingestion of turkey	Ingestion of chicken
Aluminum	3.08E-01	1.37E-03	2.38E-03				
Barium	5.43E-03	3.20E-06	1.00E-04	2.99E-05		2.72E-06	6.52E-07
Iron	1.82E-01	1.08E-02	2.11E-04	1.12E-03	1.07E-03	1.02E-02	2.44E-03
Manganese	4.08E-03	5.09E-06	3.99E-06	1.27E-06	2.79E-06	9.60E-06	2.30E-06
Silica							
Tetraoxo-sulfate(1-)							
Vanadium	1.99E-03	1.47E-05	1.54E-06				
Zinc	4.80E-03	8.25E-04	1.08E-03	5.14E-05	9.43E-05	1.09E-03	2.61E-04
Trichloroethene	1.13E-04	1.13E-09	4.66E-09				
Radon-222							
Technetium-99							

----- AREA_CODE=g MEDIA=McNairy Groundwater -----

Analyte	Ingestion of vegetables	Ingestion of beef	Ingestion of milk	Ingestion of eggs	Ingestion of pork	Ingestion of turkey	Ingestion of chicken
Arsenic	1.14E-04	6.61E-07	2.59E-07				
Mercury	8.17E-05	1.33E-06	8.14E-07			7.51E-08	1.80E-08
Silica							
Tetraoxo-sulfate(1-)							
Neptunium-237							
Plutonium-239							
Radium-226							

Table 3.44a Chronic daily intakes for systemic toxicity for biota consumption by a child resident (continued)

----- AREA_CODE=g MEDIA=RGA Groundwater -----

Analyte	Ingestion of vegetables	Ingestion of beef	Ingestion of milk	Ingestion of eggs	Ingestion of pork	Ingestion of turkey	Ingestion of chicken
Aluminum	6.71E-02	2.98E-04	5.19E-04				
Arsenic	1.15E-04	6.63E-07	2.60E-07				
Cadmium	7.37E-04	6.35E-07	2.07E-05	3.29E-07	1.81E-06	2.39E-05	5.74E-06
Chromium	3.58E-03	9.57E-05	1.39E-06				
Iron	1.33E-01	7.90E-03	1.55E-04	8.20E-04	7.82E-04	7.45E-03	1.79E-03
Lead	2.98E-03	3.54E-06	3.46E-05				
Manganese	3.09E-03	3.86E-06	3.02E-06	9.62E-07	2.12E-06	7.28E-06	1.75E-06
Nickel	6.63E-03	8.66E-05	3.62E-03				
Silica							
Tetraoxo-sulfate(1-)							
Zinc	4.17E-03	7.17E-04	9.36E-04	4.47E-05	8.19E-05	9.46E-04	2.27E-04
Trichloroethene	8.29E-05	8.31E-10	3.43E-09				
Neptunium-237							
Radium-226							
Radon-222							
Technetium-99							
Thorium-230							

----- AREA_CODE=g MEDIA=UCRS Groundwater -----

Analyte	Ingestion of vegetables	Ingestion of beef	Ingestion of milk	Ingestion of eggs	Ingestion of pork	Ingestion of turkey	Ingestion of chicken
Aluminum	4.16E-02	1.85E-04	3.22E-04				
Chromium	4.00E-03	1.07E-04	1.55E-06				
Manganese	3.11E-02	3.89E-05	3.04E-05	9.69E-06	2.13E-05	7.33E-05	1.76E-05
Nitrate as Nitrogen							
Silica							
Tetraoxo-sulfate(1-)							
Vanadium	4.54E-03	3.36E-05	3.51E-06				
Zinc	2.55E-03	4.38E-04	5.72E-04	2.73E-05	5.00E-05	5.78E-04	1.39E-04
Neptunium-237							
Plutonium-239							
Radium-226							
Radon-222							
Technetium-99							

----- AREA_CODE=h MEDIA=McNairy Groundwater -----

Analyte	Ingestion of vegetables	Ingestion of beef	Ingestion of milk	Ingestion of eggs	Ingestion of pork	Ingestion of turkey	Ingestion of chicken
Fluoride							
Silica							
Tetraoxo-sulfate(1-)							
Radium-226							
Radon-222							
Thorium-230							

----- AREA_CODE=h MEDIA=Other Groundwater -----

Analyte	Ingestion of vegetables	Ingestion of beef	Ingestion of milk	Ingestion of eggs	Ingestion of pork	Ingestion of turkey	Ingestion of chicken
Antimony	1.99E-03	2.30E-07	1.87E-06				

Table 3.44a Chronic daily intakes for systemic toxicity for biota consumption by a child resident (continued)

----- AREA_CODE=h MEDIA=Other Groundwater -----
(continued)

Analyte	Ingestion of vegetables	Ingestion of beef	Ingestion of milk	Ingestion of eggs	Ingestion of pork	Ingestion of turkey	Ingestion of chicken
Barium	2.51E-03	1.48E-06	4.64E-05	1.38E-05		1.26E-06	3.02E-07
Chromium	1.23E-03	3.30E-05	4.78E-07				
Fluoride							
Iron	1.95E-02	1.16E-03	2.27E-05	1.20E-04	1.15E-04	1.09E-03	2.62E-04
Manganese	1.65E-03	2.07E-06	1.62E-06	5.15E-07	1.13E-06	3.89E-06	9.34E-07
Mercury	2.34E-05	3.80E-07	2.33E-07			2.15E-08	5.16E-09
Nickel	2.93E-03	3.83E-05	1.60E-03				
Nitrate as Nitrogen							
Silica							
Tetraoxo-sulfate(1-)							
Thallium	3.22E-03	3.82E-04	2.49E-04				
Vanadium	5.26E-03	3.89E-05	4.06E-06				
Zinc	1.49E-03	2.56E-04	3.35E-04	1.60E-05	2.93E-05	3.38E-04	8.12E-05
Neptunium-237							
Radium-226							
Radon-222							
Thorium-230							

----- AREA_CODE=h MEDIA=RGa Groundwater -----

Analyte	Ingestion of vegetables	Ingestion of beef	Ingestion of milk	Ingestion of eggs	Ingestion of pork	Ingestion of turkey	Ingestion of chicken
Aluminum	1.03E-01	4.58E-04	7.97E-04				
Arsenic	1.27E-04	7.36E-07	2.88E-07				
Barium	4.16E-03	2.45E-06	7.68E-05	2.29E-05		2.08E-06	4.99E-07
Chromium	6.20E-03	1.66E-04	2.40E-06				
Iron	3.25E-01	1.93E-02	3.78E-04	2.01E-03	1.91E-03	1.82E-02	4.37E-03
Manganese	2.43E-03	3.03E-06	2.37E-06	7.55E-07	1.66E-06	5.71E-06	1.37E-06
Nitrate as Nitrogen							
Tetraoxo-sulfate(1-)							
Uranium	1.37E-04	1.22E-07	2.12E-06	8.44E-07	1.92E-06	7.66E-06	1.84E-06
Vanadium	3.02E-03	2.23E-05	2.33E-06				
Trichloroethene	9.89E-05	9.91E-10	4.09E-09				
cis-1,2-Dichloroethene	2.86E-04	6.30E-10	2.60E-09				
Radon-222							
Technetium-99							

----- AREA_CODE=h MEDIA=UCRS Groundwater -----

Analyte	Ingestion of vegetables	Ingestion of beef	Ingestion of milk	Ingestion of eggs	Ingestion of pork	Ingestion of turkey	Ingestion of chicken
Aluminum	7.32E-02	3.25E-04	5.66E-04				
Barium	2.64E-03	1.56E-06	4.88E-05	1.46E-05		1.32E-06	3.17E-07
Iron	6.71E-02	3.99E-03	7.80E-05	4.14E-04	3.94E-04	3.76E-03	9.02E-04
Manganese	2.39E-03	2.98E-06	2.34E-06	7.43E-07	1.63E-06	5.62E-06	1.35E-06
Nickel	1.69E-02	2.20E-04	9.21E-03				
Nitrate as Nitrogen							
Silica							
Tetraoxo-sulfate(1-)							
Vanadium	1.79E-03	1.32E-05	1.38E-06				
Zinc	1.38E-03	2.38E-04	3.11E-04	1.48E-05	2.72E-05	3.14E-04	7.54E-05
Radon-222							

Table 3.44a Chronic daily intakes for systemic toxicity for biota consumption by a child resident (continued)

----- AREA_CODE=i MEDIA=McNairy Groundwater -----

Analyte	Ingestion of vegetables	Ingestion of beef	Ingestion of milk	Ingestion of eggs	Ingestion of pork	Ingestion of turkey	Ingestion of chicken
Manganese	3.84E-02	4.80E-05	3.75E-05	1.19E-05	2.63E-05	9.04E-05	2.17E-05
Silica							
Tetraoxo-sulfate(1-)							
Vanadium	8.35E-03	6.18E-05	6.46E-06				

----- AREA_CODE=i MEDIA=RGa Groundwater -----

Analyte	Ingestion of vegetables	Ingestion of beef	Ingestion of milk	Ingestion of eggs	Ingestion of pork	Ingestion of turkey	Ingestion of chicken
Aluminum	4.98E-02	2.22E-04	3.85E-04				
Antimony	3.81E-03	4.41E-07	3.59E-06				
Arsenic	1.23E-04	7.14E-07	2.80E-07				
Barium	4.54E-03	2.67E-06	8.38E-05	2.50E-05		2.27E-06	5.45E-07
Beryllium	3.56E-04	1.05E-06	1.23E-08				
Bicarbonate							
Boron	4.43E-02	2.80E-05	6.84E-04				
Cadmium	2.42E-04	2.08E-07	6.80E-06	1.08E-07	5.95E-07	7.85E-06	1.88E-06
Cerium							
Chromium	1.17E-02	3.13E-04	4.54E-06				
Cobalt	1.36E-03	3.79E-07	3.46E-06	7.87E-07	5.77E-07	1.43E-04	3.43E-05
Copper	1.63E-03	3.57E-05	7.76E-05	4.11E-06	6.64E-06	3.74E-05	8.97E-06
Fluoride							
Gallium							
Iron	1.32E-01	7.82E-03	1.53E-04	8.11E-04	7.74E-04	7.37E-03	1.77E-03
Lithium	1.81E-03	5.29E-05	1.38E-03				
Manganese	7.19E-03	8.98E-06	7.03E-06	2.24E-06	4.93E-06	1.69E-05	4.06E-06
Mercury	1.07E-05	1.74E-07	1.07E-07			9.87E-09	2.37E-09
Nickel	3.80E-03	4.97E-05	2.07E-03				
Selenium	1.43E-04	3.33E-05	4.34E-05	6.22E-06	8.11E-06	5.65E-05	1.35E-05
Silica							
Silver	9.34E-04	8.33E-06	1.81E-06		4.23E-06	1.05E-04	2.51E-05
Sulfate							
Tetraoxo-sulfate(1-)							
Thorium							
Titanium	1.62E-03	1.44E-04	6.28E-04				
Uranium	5.10E-05	4.55E-08	7.91E-07	3.15E-07	7.15E-07	2.86E-06	6.85E-07
Vanadium	3.19E-03	2.36E-05	2.47E-06				
Zinc	4.34E-03	7.46E-04	9.73E-04	4.65E-05	8.52E-05	9.84E-04	2.36E-04
Zirconium	4.45E-04	1.32E-09	9.49E-09	5.49E-10		1.50E-09	3.59E-10
1,2-Dichlorobenzene	3.11E-06	4.73E-10	1.95E-09				
1,2-Dichloroethene	7.39E-04	1.36E-11	5.60E-11				
1,3,5-Trimethylbenzene	9.80E-06	6.61E-09	2.73E-08				
1,4-Dichlorobenzene	3.38E-06	5.15E-10	2.12E-09				
4-Bromofluorobenzene							
4-Methyl-2-pentanone	1.88E-03	4.19E-10	1.73E-09				
Acetone	1.09E-02	1.54E-11	6.36E-11				
Acrylonitrile	7.22E-03	5.88E-11	2.42E-10				
Benzene	1.02E-04	4.16E-10	1.72E-09				
Bis(2-ethylhexyl)phthalate	2.44E-04	1.40E-06	5.75E-06				
Bromomethane	2.35E-04	5.24E-11	2.16E-10				
Carbazole	4.36E-04	1.81E-07	7.45E-07				
Chloroform	2.20E-04	6.61E-10	2.73E-09				
Chloromethane	6.50E-04	5.38E-11	2.22E-10				
Chrysene	2.70E-05	9.94E-07	4.10E-06				
Di-n-butyl phthalate	2.58E-04	1.48E-06	6.09E-06				
Dimethylbenzene	1.68E-04	1.98E-08	8.16E-08				
Ethanol							
Ethylbenzene	5.96E-05	4.16E-09	1.72E-08				

Table 3.44a Chronic daily intakes for systemic toxicity for biota consumption by a child resident (continued)

----- AREA_CODE=i MEDIA=RGA Groundwater -----
(continued)

Analyte	Ingestion of vegetables	Ingestion of beef	Ingestion of milk	Ingestion of eggs	Ingestion of pork	Ingestion of turkey	Ingestion of chicken
Methylene chloride	7.52E-04	2.35E-10	9.68E-10				
PCB-1254	1.90E-05	1.40E-06	5.77E-06				
Polychlorinated biphenyl	4.48E-06	3.31E-07	1.36E-06				
Tetrachloroethene	1.48E-04	2.63E-09	1.09E-08				
Trichloroethene	3.38E-04	3.39E-09	1.40E-08				
Vinyl chloride	1.90E-04	8.31E-11	3.43E-10				
m,p-Xylene	3.06E-06	3.60E-10	1.49E-09				
trans-1,3-Dichloropropene							
Americium-241							
Cesium-137							
Cobalt-60							
Radium-226							
Radon-222							
Technetium-99							

----- AREA_CODE=i MEDIA=UCRS Groundwater -----

Analyte	Ingestion of vegetables	Ingestion of beef	Ingestion of milk	Ingestion of eggs	Ingestion of pork	Ingestion of turkey	Ingestion of chicken
Aluminum	2.27E-01	1.01E-03	1.75E-03				
Antimony	6.64E-04	7.69E-08	6.27E-07				
Arsenic	3.03E-04	1.75E-06	6.87E-07				
Barium	1.32E-02	7.77E-06	2.43E-04	7.26E-05		6.59E-06	1.58E-06
Cadmium	4.06E-04	3.50E-07	1.14E-05	1.81E-07	9.98E-07	1.32E-05	3.16E-06
Chromium	1.27E-03	3.40E-05	4.93E-07				
Cobalt	1.21E-03	3.37E-07	3.08E-06	7.00E-07	5.13E-07	1.27E-04	3.05E-05
Copper	1.53E-02	3.36E-04	7.31E-04	3.88E-05	6.26E-05	3.52E-04	8.45E-05
Fluoride							
Iron	2.46E-01	1.46E-02	2.86E-04	1.52E-03	1.45E-03	1.38E-02	3.31E-03
Lead	2.56E-03	3.03E-06	2.97E-05				
Manganese	7.01E-02	8.76E-05	6.86E-05	2.18E-05	4.80E-05	1.65E-04	3.96E-05
Mercury	9.83E-06	1.60E-07	9.81E-08			9.04E-09	2.17E-09
Nickel	2.71E-03	3.54E-05	1.48E-03				
Silica							
Silver	8.36E-04	7.45E-06	1.62E-06		3.78E-06	9.37E-05	2.25E-05
Sulfate							
Tetraoxo-sulfate(1-)							
Thallium	3.66E-04	4.34E-05	2.83E-05				
Uranium	5.02E-04	4.47E-07	7.78E-06	3.09E-06	7.04E-06	2.81E-05	6.74E-06
Vanadium	1.35E-02	1.00E-04	1.05E-05				
Zinc	2.23E-02	3.83E-03	5.00E-03	2.39E-04	4.38E-04	5.06E-03	1.21E-03
Benzene	2.51E-04	1.03E-09	4.24E-09				
Bromodichloromethane	2.57E-04	1.05E-09	4.34E-09				
Chloroform	3.14E-04	9.43E-10	3.89E-09				
Dibromochloromethane	1.89E-04	1.05E-09	4.32E-09				
Ethanol							
Methylene chloride	9.10E-04	2.84E-10	1.17E-09				
Trichloroethene	2.83E-04	2.83E-09	1.17E-08				
Cesium-137							
Cobalt-60							
Radium-226							
Radon-222							
Technetium-99							

Table 3.44a Chronic daily intakes for systemic toxicity for biota consumption by a child resident (continued)

----- AREA_CODE=j MEDIA=McNairy Groundwater -----

Analyte	Ingestion of vegetables	Ingestion of beef	Ingestion of milk	Ingestion of eggs	Ingestion of pork	Ingestion of turkey	Ingestion of chicken
Aluminum	9.10E-02	4.05E-04	7.04E-04				
Arsenic	3.90E-03	2.26E-05	8.84E-06				
Manganese	1.60E-01	2.00E-04	1.56E-04	4.98E-05	1.09E-04	3.76E-04	9.04E-05
Molybdenum Sulfate	1.71E-02	4.17E-05	9.24E-04	7.78E-05		7.85E-04	1.88E-04

----- AREA_CODE=j MEDIA=RGA Groundwater -----

Analyte	Ingestion of vegetables	Ingestion of beef	Ingestion of milk	Ingestion of eggs	Ingestion of pork	Ingestion of turkey	Ingestion of chicken
Aluminum	1.52E-01	6.74E-04	1.17E-03				
Arsenic	1.96E-04	1.13E-06	4.44E-07				
Iron	2.07E-01	1.23E-02	2.41E-04	1.28E-03	1.22E-03	1.16E-02	2.78E-03
Manganese	1.25E-01	1.56E-04	1.22E-04	3.88E-05	8.54E-05	2.94E-04	7.05E-05
Molybdenum Sulfate	6.73E-03	1.64E-05	3.64E-04	3.06E-05		3.09E-04	7.42E-05
Silica							
Thallium	3.23E-03	3.84E-04	2.50E-04				
Vanadium	4.26E-03	3.15E-05	3.29E-06				

----- AREA_CODE=k MEDIA=Other Groundwater -----

Analyte	Ingestion of vegetables	Ingestion of beef	Ingestion of milk	Ingestion of eggs	Ingestion of pork	Ingestion of turkey	Ingestion of chicken
Aluminum	3.71E-01	1.65E-03	2.87E-03				
Ammonia as Nitrogen	4.03E+00	1.34E-08	5.54E-08				
Antimony	2.39E-03	2.77E-07	2.26E-06				
Arsenic	1.24E-04	7.15E-07	2.80E-07				
Barium	4.32E-03	2.55E-06	7.98E-05	2.38E-05		2.16E-06	5.19E-07
Beryllium	2.67E-04	7.88E-07	9.25E-09				
Cadmium	9.82E-04	8.46E-07	2.76E-05	4.39E-07	2.42E-06	3.19E-05	7.66E-06
Chromium	1.20E-03	3.21E-05	4.66E-07				
Cobalt	2.50E-03	6.98E-07	6.37E-06	1.45E-06	1.06E-06	2.63E-04	6.31E-05
Fluoride							
Iron	7.21E+00	4.29E-01	8.39E-03	4.45E-02	4.24E-02	4.04E-01	9.69E-02
Kjeldahl Nitrogen							
Lead	6.84E-03	8.11E-06	7.94E-05				
Manganese	6.23E-01	7.78E-04	6.09E-04	1.94E-04	4.27E-04	1.47E-03	3.52E-04
Mercury	8.79E-06	1.43E-07	8.77E-08			8.08E-09	1.94E-09
Nickel	4.91E-03	6.41E-05	2.68E-03				
Nitrate as Nitrogen							
Silica							
Strontium Sulfate Sulfide	4.21E-02	6.40E-04	2.92E-03	3.32E-05	2.44E-04	1.21E-04	2.89E-05
Tetraoxo-sulfate(1-)							
Tin	4.24E-04	6.89E-06	8.99E-06				
Uranium	1.48E-04	1.32E-07	2.29E-06	9.12E-07	2.07E-06	8.28E-06	1.99E-06
Vanadium	6.11E-03	4.53E-05	4.73E-06				
Zinc	7.50E-03	1.29E-03	1.68E-03	8.03E-05	1.47E-04	1.70E-03	4.08E-04
1,1-Dichloroethane	2.19E-03	3.51E-09	1.45E-08				
1,1-Dichloroethene	3.47E-03	5.57E-09	2.30E-08				
1,2-Dichloroethene	5.18E-02	9.53E-10	3.93E-09				
Acetone	6.74E-02	9.51E-11	3.92E-10				
Di-n-butyl phthalate	2.55E-04	1.46E-06	6.03E-06				

Table 3.44a Chronic daily intakes for systemic toxicity for biota consumption by a child resident (continued)

----- AREA_CODE=k MEDIA=Other Groundwater -----
(continued)

Analyte	Ingestion of vegetables	Ingestion of beef	Ingestion of milk	Ingestion of eggs	Ingestion of pork	Ingestion of turkey	Ingestion of chicken
Methylene chloride	9.39E-04	2.93E-10	1.21E-09				
Naphthalene	7.56E-04	8.91E-08	3.67E-07				
Phenanthrene	9.30E-05	2.63E-07	1.09E-06				
Trichloroethene	2.69E-03	2.70E-08	1.11E-07				
Vinyl chloride	2.86E-03	1.25E-09	5.14E-09				
cis-1,2-Dichloroethene	1.14E-02	2.50E-08	1.03E-07				
Neptunium-237							
Radium-226							
Radon-222							
Technetium-99							
Thorium-228							
Uranium-234							
Uranium-235							
Uranium-238							

----- AREA_CODE=l MEDIA=McNairy Groundwater -----

Analyte	Ingestion of vegetables	Ingestion of beef	Ingestion of milk	Ingestion of eggs	Ingestion of pork	Ingestion of turkey	Ingestion of chicken
Aluminum	1.71E-02	7.62E-05	1.33E-04				
Antimony	4.28E-03	4.95E-07	4.04E-06				
Nitrate as Nitrogen							
Silica							
Tetraoxo-sulfate(1-)							
Thallium	1.70E-02	2.02E-03	1.31E-03				
Zinc	9.43E-03	1.62E-03	2.12E-03	1.01E-04	1.85E-04	2.14E-03	5.13E-04
Trichloroethene	3.67E-02	3.68E-07	1.52E-06				
Technetium-99							

----- AREA_CODE=l MEDIA=Other Groundwater -----

Analyte	Ingestion of vegetables	Ingestion of beef	Ingestion of milk	Ingestion of eggs	Ingestion of pork	Ingestion of turkey	Ingestion of chicken
Methylene chloride	1.06E-03	3.30E-10	1.36E-09				

----- AREA_CODE=l MEDIA=RGa Groundwater -----

Analyte	Ingestion of vegetables	Ingestion of beef	Ingestion of milk	Ingestion of eggs	Ingestion of pork	Ingestion of turkey	Ingestion of chicken
Aluminum	7.15E-02	3.18E-04	5.53E-04				
Arsenic	1.49E-04	8.61E-07	3.37E-07				
Barium	1.05E-02	6.20E-06	1.94E-04	5.79E-05		5.26E-06	1.26E-06
Beryllium	2.65E-04	7.84E-07	9.21E-09				
Cadmium	5.78E-04	4.98E-07	1.62E-05	2.58E-07	1.42E-06	1.88E-05	4.51E-06
Chromium	2.53E-03	6.76E-05	9.79E-07				
Cobalt	1.22E-03	3.41E-07	3.12E-06	7.08E-07	5.19E-07	1.29E-04	3.09E-05
Fluoride							
Iron	2.35E-01	1.40E-02	2.74E-04	1.45E-03	1.38E-03	1.32E-02	3.16E-03
Lead	2.21E-03	2.62E-06	2.56E-05				
Manganese	2.10E-02	2.62E-05	2.05E-05	6.52E-06	1.43E-05	4.93E-05	1.18E-05
Mercury	2.44E-05	3.97E-07	2.43E-07			2.24E-08	5.39E-09

Table 3.44a Chronic daily intakes for systemic toxicity for biota consumption by a child resident (continued)

----- AREA_CODE=1 MEDIA=RGa Groundwater -----
(continued)

Analyte	Ingestion of vegetables	Ingestion of beef	Ingestion of milk	Ingestion of eggs	Ingestion of pork	Ingestion of turkey	Ingestion of chicken
Molybdenum	1.57E-03	3.82E-06	8.49E-05	7.15E-06		7.21E-05	1.73E-05
Nitrate as Nitrogen							
Selenium	2.15E-04	5.00E-05	6.53E-05	9.34E-06	1.22E-05	8.48E-05	2.04E-05
Silica							
Sulfate							
Tetraoxo-sulfate(1-)							
Thallium	3.23E-03	3.83E-04	2.50E-04				
Tin	1.88E-02	3.05E-04	3.98E-04				
Uranium	2.09E-04	1.86E-07	3.24E-06	1.29E-06	2.93E-06	1.17E-05	2.80E-06
Vanadium	1.99E-03	1.47E-05	1.54E-06				
Zinc	2.11E-03	3.63E-04	4.74E-04	2.26E-05	4.15E-05	4.79E-04	1.15E-04
1,1,2-Trichloroethane	2.20E-04	6.61E-10	2.73E-09				
1,1-Dichloroethene	8.45E-03	1.36E-08	5.59E-08				
1,2-Dichloroethane	1.89E-04	1.15E-10	4.74E-10				
Acetone	2.20E-02	3.10E-11	1.28E-10				
Bis(2-ethylhexyl)phthalate	9.17E-05	5.25E-07	2.17E-06				
Butyl benzyl phthalate	4.58E-05	2.63E-07	1.08E-06				
Carbon tetrachloride	1.07E-02	3.34E-07	1.38E-06				
Chlorobenzene	1.34E-04	4.17E-09	1.72E-08				
Chloroform	1.54E-03	4.63E-09	1.91E-08				
Di-n-butyl phthalate	6.05E-04	3.47E-06	1.43E-05				
Dimethylbenzene	4.24E-02	5.00E-06	2.06E-05				
Ethane							
Ethylbenzene	2.53E-02	1.77E-06	7.31E-06				
Ethylene							
Methylene chloride	2.64E-03	8.24E-10	3.40E-09				
Tetrachloroethene	2.36E-02	4.21E-07	1.74E-06				
Trichloroethene	1.16E+00	1.16E-05	4.78E-05				
Vinyl chloride	8.66E-01	3.78E-07	1.56E-06				
cis-1,2-Dichloroethene	2.72E-01	5.98E-07	2.47E-06				
trans-1,2-Dichloroethene	6.52E-01	1.20E-08	4.94E-08				
Americium-241							
Cesium-137							
Cobalt-60							
Neptunium-237							
Plutonium-239							
Radium-226							
Radon-222							
Technetium-99							
Thorium-230							
Uranium-234							
Uranium-235							
Uranium-235/236							
Uranium-238							

----- AREA_CODE=1 MEDIA=UCRS Groundwater -----

Analyte	Ingestion of vegetables	Ingestion of beef	Ingestion of milk	Ingestion of eggs	Ingestion of pork	Ingestion of turkey	Ingestion of chicken
Aluminum	1.18E-01	5.23E-04	9.10E-04				
Ammonia as Nitrogen	7.06E-02	2.36E-10	9.72E-10				
Antimony	1.28E-03	1.48E-07	1.20E-06				
Arsenic	6.51E-04	3.76E-06	1.47E-06				
Barium	1.32E-02	7.80E-06	2.44E-04	7.28E-05		6.61E-06	1.59E-06
Beryllium	7.61E-05	2.25E-07	2.64E-09				
Cadmium	4.84E-04	4.17E-07	1.36E-05	2.16E-07	1.19E-06	1.57E-05	3.77E-06
Chromium	1.53E-03	4.09E-05	5.94E-07				

Table 3.44a Chronic daily intakes for systemic toxicity for biota consumption by a child resident (continued)

----- AREA_CODE=1 MEDIA=UCRS Groundwater -----							
(continued)							
Analyte	Ingestion of vegetables	Ingestion of beef	Ingestion of milk	Ingestion of eggs	Ingestion of pork	Ingestion of turkey	Ingestion of chicken
Cobalt	1.15E-03	3.20E-07	2.92E-06	6.65E-07	4.87E-07	1.21E-04	2.90E-05
Fluoride							
Iron	2.12E-01	1.26E-02	2.47E-04	1.31E-03	1.25E-03	1.19E-02	2.85E-03
Kjeldahl Nitrogen							
Lead	2.08E-03	2.46E-06	2.41E-05				
Manganese	2.78E-02	3.47E-05	2.72E-05	8.64E-06	1.90E-05	6.54E-05	1.57E-05
Mercury	2.44E-05	3.97E-07	2.43E-07			2.24E-08	5.39E-09
Molybdenum	5.43E-04	1.32E-06	2.93E-05	2.47E-06		2.49E-05	5.98E-06
Nickel	6.82E-03	8.91E-05	3.72E-03				
Nitrate as Nitrogen							
Nitrate/Nitrite							
Orthophosphate							
Selenium	1.48E-04	3.44E-05	4.49E-05	6.43E-06	8.39E-06	5.84E-05	1.40E-05
Silica							
Strontium	8.98E-02	1.36E-03	6.22E-03	7.07E-05	5.19E-04	2.57E-04	6.16E-05
Sulfate							
Sulfide							
Tetraoxo-sulfate(1-)							
Thallium	2.48E-03	2.94E-04	1.92E-04				
Tin	2.12E-03	3.44E-05	4.49E-05				
Uranium	5.23E-04	4.65E-07	8.10E-06	3.22E-06	7.32E-06	2.92E-05	7.02E-06
Vanadium	3.46E-03	2.56E-05	2.68E-06				
Zinc	1.39E-03	2.39E-04	3.12E-04	1.49E-05	2.73E-05	3.16E-04	7.58E-05
1,1-Dichloroethene	2.60E-02	4.17E-08	1.72E-07				
1,2-Dichloroethane	3.44E-04	2.09E-10	8.62E-10				
1,2-Dichloroethene	2.05E-03	3.77E-11	1.55E-10				
2,4-Dimethylphenol	3.89E-04	2.90E-09	1.20E-08				
Benzene	7.94E-04	3.25E-09	1.34E-08				
Bis(2-ethylhexyl)phthalate	4.58E-05	2.63E-07	1.08E-06				
Chloroethane	1.56E-01	6.81E-08	2.81E-07				
Chloroform	1.87E-03	5.62E-09	2.32E-08				
Di-n-butyl phthalate	4.49E-05	2.57E-07	1.06E-06				
Dimethylbenzene	4.77E-02	5.61E-06	2.32E-05				
Ethane							
Ethylbenzene	2.86E-02	2.00E-06	8.25E-06				
Ethylene							
Fluorene	1.86E-04	3.28E-07	1.35E-06				
Isophorone	7.16E-04	8.35E-10	3.44E-09				
Methylene chloride	2.15E-03	6.73E-10	2.77E-09				
Naphthalene	7.90E-04	9.31E-08	3.84E-07				
Phenanthrene	1.81E-04	5.12E-07	2.11E-06				
Trichloroethene	2.77E+00	2.77E-05	1.14E-04				
Vinyl chloride	9.52E-01	4.15E-07	1.71E-06				
cis-1,2-Dichloroethene	5.85E-01	1.29E-06	5.31E-06				
trans-1,2-Dichloroethene	2.72E-01	4.99E-09	2.06E-08				
Americium-241							
Cobalt-60							
Neptunium-237							
Plutonium-239							
Radium-226							
Radon-222							
Technetium-99							
Thorium-228							
Uranium-234							
Uranium-235							
Uranium-235/236							
Uranium-238							

Table 3.44a Chronic daily intakes for systemic toxicity for biota consumption by a child resident (continued)

----- AREA_CODE=m MEDIA=McNairy Groundwater -----							
Analyte	Ingestion of vegetables	Ingestion of beef	Ingestion of milk	Ingestion of eggs	Ingestion of pork	Ingestion of turkey	Ingestion of chicken
Aluminum	2.93E-02	1.30E-04	2.27E-04				
Arsenic	2.58E-04	1.49E-06	5.84E-07				
Barium	8.91E-03	5.26E-06	1.65E-04	4.91E-05		4.46E-06	1.07E-06
Beryllium	3.05E-04	9.00E-07	1.06E-08				
Cadmium	1.14E-03	9.78E-07	3.19E-05	5.08E-07	2.79E-06	3.69E-05	8.85E-06
Chromium	3.68E-03	9.83E-05	1.43E-06				
Cobalt	1.43E-03	3.98E-07	3.64E-06	8.27E-07	6.07E-07	1.50E-04	3.61E-05
Fluoride							
Iron	1.34E+00	7.97E-02	1.56E-03	8.27E-03	7.88E-03	7.51E-02	1.80E-02
Manganese	2.54E-02	3.17E-05	2.48E-05	7.90E-06	1.74E-05	5.98E-05	1.43E-05
Mercury	2.79E-05	4.54E-07	2.78E-07			2.57E-08	6.16E-09
Molybdenum	1.96E-03	4.78E-06	1.06E-04	8.93E-06		9.01E-05	2.16E-05
Nickel	2.13E-03	2.78E-05	1.16E-03				
Silica							
Sulfate							
Tetraoxo-sulfate(1-)							
Uranium	8.69E-05	7.74E-08	1.35E-06	5.35E-07	1.22E-06	4.86E-06	1.17E-06
Vanadium	6.68E-03	4.94E-05	5.16E-06				
Zinc	3.03E-03	5.21E-04	6.80E-04	3.24E-05	5.95E-05	6.87E-04	1.65E-04
Trichloroethene	1.25E-04	1.26E-09	5.19E-09				
Neptunium-237							
Plutonium-239							
Radium-226							
Radon-222							
Technetium-99							
Thorium-230							
----- AREA_CODE=m MEDIA=Other Groundwater -----							
Analyte	Ingestion of vegetables	Ingestion of beef	Ingestion of milk	Ingestion of eggs	Ingestion of pork	Ingestion of turkey	Ingestion of chicken
Aluminum	1.56E-01	6.93E-04	1.21E-03				
Ammonia as Nitrogen	4.03E+00	1.34E-08	5.54E-08				
Antimony	1.63E-03	1.89E-07	1.54E-06				
Arsenic	1.21E-04	7.00E-07	2.74E-07				
Barium	4.55E-03	2.68E-06	8.40E-05	2.50E-05		2.27E-06	5.46E-07
Beryllium	1.22E-04	3.61E-07	4.24E-09				
Cadmium	9.82E-04	8.46E-07	2.76E-05	4.39E-07	2.42E-06	3.19E-05	7.66E-06
Chromium	1.19E-03	3.17E-05	4.60E-07				
Cobalt	3.01E-03	8.42E-07	7.69E-06	1.75E-06	1.28E-06	3.18E-04	7.62E-05
Fluoride							
Iron	2.07E+00	1.23E-01	2.40E-03	1.27E-02	1.22E-02	1.16E-01	2.78E-02
Kjeldahl Nitrogen							
Lead	5.46E-03	6.48E-06	6.35E-05				
Manganese	2.11E-01	2.63E-04	2.06E-04	6.56E-05	1.44E-04	4.97E-04	1.19E-04
Mercury	1.48E-05	2.40E-07	1.47E-07			1.36E-08	3.25E-09
Nickel	3.20E-03	4.18E-05	1.75E-03				
Nitrate as Nitrogen							
Silica							
Strontium	4.21E-02	6.40E-04	2.92E-03	3.32E-05	2.44E-04	1.21E-04	2.89E-05
Sulfate							
Sulfide							
Tetraoxo-sulfate(1-)							
Thallium	3.35E-03	3.97E-04	2.59E-04				
Tin	4.24E-04	6.89E-06	8.99E-06				
Uranium	1.23E-04	1.09E-07	1.90E-06	7.56E-07	1.72E-06	6.86E-06	1.65E-06
Vanadium	4.87E-03	3.61E-05	3.76E-06				
Zinc	3.52E-03	6.04E-04	7.89E-04	3.76E-05	6.90E-05	7.98E-04	1.91E-04

Table 3.44a Chronic daily intakes for systemic toxicity for biota consumption by a child resident (continued)

----- AREA_CODE=m MEDIA=Other Groundwater -----
(continued)

Analyte	Ingestion of vegetables	Ingestion of beef	Ingestion of milk	Ingestion of eggs	Ingestion of pork	Ingestion of turkey	Ingestion of chicken
1,1-Dichloroethane	2.16E-03	3.47E-09	1.43E-08				
1,1-Dichloroethene	3.43E-03	5.50E-09	2.27E-08				
1,2-Dichloroethene	5.18E-02	9.53E-10	3.93E-09				
Acetone	6.74E-02	9.51E-11	3.92E-10				
Di-n-butyl phthalate	2.55E-04	1.46E-06	6.03E-06				
Methylene chloride	9.39E-04	2.93E-10	1.21E-09				
Naphthalene	7.56E-04	8.91E-08	3.67E-07				
Phenanthrene	9.30E-05	2.63E-07	1.09E-06				
Trichloroethene	2.01E-03	2.01E-08	8.30E-08				
Vinyl chloride	2.86E-03	1.25E-09	5.14E-09				
cis-1,2-Dichloroethene	1.08E-02	2.37E-08	9.76E-08				
Neptunium-237							
Radium-226							
Radon-222							
Technetium-99							
Thorium-228							
Thorium-230							
Uranium-234							
Uranium-235							
Uranium-238							

----- AREA_CODE=m MEDIA=RGA Groundwater -----

Analyte	Ingestion of vegetables	Ingestion of beef	Ingestion of milk	Ingestion of eggs	Ingestion of pork	Ingestion of turkey	Ingestion of chicken
Aluminum	3.49E-02	1.55E-04	2.70E-04				
Antimony	3.61E-03	4.18E-07	3.41E-06				
Arsenic	1.20E-04	6.96E-07	2.73E-07				
Barium	4.40E-03	2.59E-06	8.12E-05	2.42E-05		2.20E-06	5.28E-07
Beryllium	3.21E-04	9.46E-07	1.11E-08				
Bicarbonate							
Boron	4.43E-02	2.80E-05	6.84E-04				
Cadmium	6.14E-04	5.29E-07	1.73E-05	2.74E-07	1.51E-06	1.99E-05	4.79E-06
Cerium							
Chromium	8.03E-03	2.15E-04	3.11E-06				
Cobalt	1.34E-03	3.75E-07	3.43E-06	7.79E-07	5.72E-07	1.41E-04	3.40E-05
Copper	1.59E-03	3.49E-05	7.59E-05	4.02E-06	6.49E-06	3.65E-05	8.77E-06
Fluoride							
Gallium							
Iron	1.10E-01	6.56E-03	1.28E-04	6.81E-04	6.49E-04	6.18E-03	1.48E-03
Lead	2.27E-03	2.69E-06	2.64E-05				
Lithium	1.81E-03	5.29E-05	1.38E-03				
Manganese	5.60E-03	6.99E-06	5.47E-06	1.74E-06	3.83E-06	1.32E-05	3.16E-06
Mercury	1.01E-05	1.64E-07	1.01E-07			9.28E-09	2.23E-09
Molybdenum	1.56E-03	3.79E-06	8.41E-05	7.08E-06		7.14E-05	1.71E-05
Nickel	3.30E-03	4.31E-05	1.80E-03				
Nitrate as Nitrogen							
Selenium	1.44E-04	3.36E-05	4.38E-05	6.27E-06	8.18E-06	5.70E-05	1.37E-05
Silica							
Silver	1.02E-03	9.07E-06	1.97E-06		4.60E-06	1.14E-04	2.74E-05
Sulfate							
Tetraoxo-sulfate(1-)							
Thallium	4.85E-03	5.75E-04	3.75E-04				
Thorium							
Titanium	1.62E-03	1.44E-04	6.28E-04				
Uranium	5.12E-05	4.56E-08	7.94E-07	3.16E-07	7.18E-07	2.87E-06	6.88E-07
Vanadium	2.82E-03	2.09E-05	2.18E-06				

Table 3.44a Chronic daily intakes for systemic toxicity for biota consumption by a child resident (continued)

----- AREA_CODE=m MEDIA=RGa Groundwater -----
(continued)

Analyte	Ingestion of vegetables	Ingestion of beef	Ingestion of milk	Ingestion of eggs	Ingestion of pork	Ingestion of turkey	Ingestion of chicken
Zinc	4.34E-03	7.45E-04	9.73E-04	4.64E-05	8.51E-05	9.84E-04	2.36E-04
Zirconium	4.45E-04	1.32E-09	9.49E-09	5.49E-10		1.50E-09	3.59E-10
1,1-Dichloroethene	2.60E-03	4.17E-09	1.72E-08				
1,2-Dichlorobenzene	3.11E-06	4.73E-10	1.95E-09				
1,2-Dichloroethene	1.06E-03	1.95E-11	8.02E-11				
1,3,5-Trimethylbenzene	9.80E-06	6.61E-09	2.73E-08				
1,4-Dichlorobenzene	3.38E-06	5.15E-10	2.12E-09				
2-Butanone	8.12E-03	7.09E-11	2.93E-10				
4-Bromofluorobenzene							
4-Methyl-2-pentanone	2.12E-03	4.73E-10	1.95E-09				
Acetone	1.51E-02	2.14E-11	8.81E-11				
Acrylonitrile	7.22E-03	5.88E-11	2.42E-10				
Benzene	1.02E-04	4.16E-10	1.72E-09				
Bis(2-ethylhexyl)phthalate	2.74E-04	1.57E-06	6.48E-06				
Bromomethane	2.35E-04	5.24E-11	2.16E-10				
Carbazole	5.78E-04	2.39E-07	9.86E-07				
Carbon tetrachloride	4.02E-05	1.25E-09	5.16E-09				
Chloroform	2.20E-04	6.61E-10	2.73E-09				
Chloromethane	6.50E-04	5.38E-11	2.22E-10				
Chrysene	2.70E-05	9.94E-07	4.10E-06				
Di-n-butyl phthalate	2.73E-04	1.56E-06	6.45E-06				
Dimethylbenzene	3.36E-04	3.96E-08	1.63E-07				
Ethanol							
Ethylbenzene	5.96E-05	4.16E-09	1.72E-08				
Methylene chloride	7.61E-04	2.38E-10	9.80E-10				
PCB-1254	1.90E-05	1.40E-06	5.77E-06				
Polychlorinated biphenyl	4.48E-06	3.31E-07	1.36E-06				
Tetrachloroethene	1.48E-04	2.63E-09	1.09E-08				
Trichloroethene	4.85E-02	4.86E-07	2.00E-06				
Vinyl chloride	1.90E-04	8.31E-11	3.43E-10				
cis-1,2-Dichloroethene	2.63E-03	5.78E-09	2.38E-08				
m,p-Xylene	3.06E-06	3.60E-10	1.49E-09				
trans-1,2-Dichloroethene	2.72E-03	4.99E-11	2.06E-10				
trans-1,3-Dichloropropene							
Americium-241							
Cesium-137							
Cobalt-60							
Neptunium-237							
Plutonium-239							
Radium-226							
Radon-222							
Technetium-99							
Thorium-230							

----- AREA_CODE=m MEDIA=UCRS Groundwater -----

Analyte	Ingestion of vegetables	Ingestion of beef	Ingestion of milk	Ingestion of eggs	Ingestion of pork	Ingestion of turkey	Ingestion of chicken
Aluminum	1.50E-01	6.67E-04	1.16E-03				
Antimony	2.63E-03	3.04E-07	2.48E-06				
Arsenic	1.83E-04	1.06E-06	4.15E-07				
Barium	1.26E-02	7.44E-06	2.33E-04	6.95E-05		6.31E-06	1.52E-06
Cadmium	6.19E-04	5.34E-07	1.74E-05	2.77E-07	1.52E-06	2.01E-05	4.83E-06
Chromium	1.31E-03	3.52E-05	5.10E-07				
Cobalt	1.25E-03	3.49E-07	3.19E-06	7.24E-07	5.31E-07	1.32E-04	3.16E-05
Copper	7.11E-03	1.56E-04	3.39E-04	1.80E-05	2.90E-05	1.63E-04	3.92E-05
Fluoride							

Table 3.44a Chronic daily intakes for systemic toxicity for biota consumption by a child resident (continued)

----- AREA_CODE=m MEDIA=UCRS Groundwater -----
(continued)

Analyte	Ingestion of vegetables	Ingestion of beef	Ingestion of milk	Ingestion of eggs	Ingestion of pork	Ingestion of turkey	Ingestion of chicken
Iron	1.84E-01	1.09E-02	2.14E-04	1.14E-03	1.08E-03	1.03E-02	2.48E-03
Lead	2.29E-03	2.72E-06	2.66E-05				
Manganese	1.09E-02	1.36E-05	1.06E-05	3.38E-06	7.43E-06	2.56E-05	6.13E-06
Mercury	9.35E-06	1.52E-07	9.33E-08			8.60E-09	2.06E-09
Nickel	3.14E-03	4.10E-05	1.71E-03				
Nitrate as Nitrogen							
Silica							
Silver	9.17E-04	8.18E-06	1.78E-06		4.15E-06	1.03E-04	2.47E-05
Sulfate							
Tetraoxo-sulfate(1-)							
Thallium	3.66E-04	4.34E-05	2.83E-05				
Uranium	2.83E-03	2.52E-06	4.39E-05	1.74E-05	3.97E-05	1.58E-04	3.80E-05
Vanadium	1.01E-02	7.50E-05	7.83E-06				
Zinc	1.25E-02	2.14E-03	2.79E-03	1.33E-04	2.44E-04	2.82E-03	6.78E-04
Benzene	3.21E-04	1.31E-09	5.42E-09				
Bromodichloromethane	9.16E-04	3.75E-09	1.54E-08				
Chloroform	1.18E-03	3.55E-09	1.46E-08				
Dibromochloromethane	1.89E-04	1.05E-09	4.32E-09				
Ethanol							
Methylene chloride	8.97E-04	2.80E-10	1.16E-09				
Trichloroethene	3.11E-04	3.12E-09	1.29E-08				
Cesium-137							
Cobalt-60							
Neptunium-237							
Plutonium-239							
Radium-226							
Radon-222							
Technetium-99							

----- AREA_CODE=n MEDIA=McNairy Groundwater -----

Analyte	Ingestion of vegetables	Ingestion of beef	Ingestion of milk	Ingestion of eggs	Ingestion of pork	Ingestion of turkey	Ingestion of chicken
Aluminum	6.88E-02	3.06E-04	5.33E-04				
Antimony	3.74E-03	4.32E-07	3.53E-06				
Arsenic	2.14E-04	1.24E-06	4.84E-07				
Barium	8.44E-03	4.98E-06	1.56E-04	4.65E-05		4.22E-06	1.01E-06
Beryllium	3.07E-04	9.07E-07	1.07E-08				
Cadmium	1.17E-03	1.01E-06	3.29E-05	5.24E-07	2.88E-06	3.80E-05	9.13E-06
Chromium	1.42E-03	3.79E-05	5.50E-07				
Cobalt	1.41E-03	3.94E-07	3.60E-06	8.18E-07	6.00E-07	1.49E-04	3.57E-05
Fluoride							
Iron	3.98E-01	2.36E-02	4.63E-04	2.45E-03	2.34E-03	2.23E-02	5.35E-03
Manganese	2.02E-02	2.52E-05	1.97E-05	6.27E-06	1.38E-05	4.75E-05	1.14E-05
Mercury	1.96E-05	3.18E-07	1.95E-07			1.80E-08	4.32E-09
Molybdenum	1.89E-03	4.61E-06	1.02E-04	8.61E-06		8.68E-05	2.08E-05
Nickel	2.14E-03	2.80E-05	1.17E-03				
Nitrate as Nitrogen							
Silica							
Sulfate							
Tetraoxo-sulfate(1-)							
Thallium	3.97E-03	4.71E-04	3.07E-04				
Uranium	7.50E-05	6.67E-08	1.16E-06	4.62E-07	1.05E-06	4.19E-06	1.01E-06
Vanadium	5.29E-03	3.92E-05	4.09E-06				
Zinc	4.89E-03	8.40E-04	1.10E-03	5.23E-05	9.59E-05	1.11E-03	2.66E-04
Trichloroethene	1.38E-02	1.38E-07	5.71E-07				
Neptunium-237							

Table 3.44a Chronic daily intakes for systemic toxicity for biota consumption by a child resident (continued)

----- AREA_CODE=n MEDIA=McNairy Groundwater -----
(continued)

Analyte	Ingestion of vegetables	Ingestion of beef	Ingestion of milk	Ingestion of eggs	Ingestion of pork	Ingestion of turkey	Ingestion of chicken
Plutonium-239							
Radium-226							
Radon-222							
Technetium-99							
Thorium-230							

----- AREA_CODE=n MEDIA=Other Groundwater -----

Analyte	Ingestion of vegetables	Ingestion of beef	Ingestion of milk	Ingestion of eggs	Ingestion of pork	Ingestion of turkey	Ingestion of chicken
Aluminum	1.56E-01	6.93E-04	1.21E-03				
Ammonia as Nitrogen	4.03E+00	1.34E-08	5.54E-08				
Antimony	1.63E-03	1.89E-07	1.54E-06				
Arsenic	1.21E-04	7.00E-07	2.74E-07				
Barium	4.55E-03	2.68E-06	8.40E-05	2.50E-05		2.27E-06	5.46E-07
Beryllium	1.22E-04	3.61E-07	4.24E-09				
Cadmium	9.82E-04	8.46E-07	2.76E-05	4.39E-07	2.42E-06	3.19E-05	7.66E-06
Chromium	1.19E-03	3.17E-05	4.60E-07				
Cobalt	3.01E-03	8.42E-07	7.69E-06	1.75E-06	1.28E-06	3.18E-04	7.62E-05
Fluoride							
Iron	2.07E+00	1.23E-01	2.40E-03	1.27E-02	1.22E-02	1.16E-01	2.78E-02
Kjeldahl Nitrogen							
Lead	5.46E-03	6.48E-06	6.35E-05				
Manganese	2.11E-01	2.63E-04	2.06E-04	6.56E-05	1.44E-04	4.97E-04	1.19E-04
Mercury	1.48E-05	2.40E-07	1.47E-07			1.36E-08	3.25E-09
Nickel	3.20E-03	4.18E-05	1.75E-03				
Nitrate as Nitrogen							
Silica							
Strontium	4.21E-02	6.40E-04	2.92E-03	3.32E-05	2.44E-04	1.21E-04	2.89E-05
Sulfate							
Sulfide							
Tetraoxo-sulfate(1-)							
Thallium	3.35E-03	3.97E-04	2.59E-04				
Tin	4.24E-04	6.89E-06	8.99E-06				
Uranium	1.23E-04	1.09E-07	1.90E-06	7.56E-07	1.72E-06	6.86E-06	1.65E-06
Vanadium	4.87E-03	3.61E-05	3.76E-06				
Zinc	3.52E-03	6.04E-04	7.89E-04	3.76E-05	6.90E-05	7.98E-04	1.91E-04
1,1-Dichloroethane	2.14E-03	3.43E-09	1.41E-08				
1,1-Dichloroethene	3.39E-03	5.43E-09	2.24E-08				
1,2-Dichloroethene	4.39E-02	8.07E-10	3.33E-09				
Acetone	6.74E-02	9.51E-11	3.92E-10				
Di-n-butyl phthalate	2.55E-04	1.46E-06	6.03E-06				
Methylene chloride	8.97E-04	2.80E-10	1.16E-09				
Naphthalene	7.56E-04	8.91E-08	3.67E-07				
Phenanthrene	9.30E-05	2.63E-07	1.09E-06				
Trichloroethene	1.99E-03	2.00E-08	8.24E-08				
Vinyl chloride	2.86E-03	1.25E-09	5.14E-09				
cis-1,2-Dichloroethene	1.08E-02	2.37E-08	9.76E-08				
Neptunium-237							
Radium-226							
Radon-222							
Technetium-99							
Thorium-228							
Thorium-230							
Uranium-234							
Uranium-235							
Uranium-238							

Table 3.44a Chronic daily intakes for systemic toxicity for biota consumption by a child resident (continued)

----- AREA_CODE=n MEDIA=RGa Groundwater -----							
Analyte	Ingestion of vegetables	Ingestion of beef	Ingestion of milk	Ingestion of eggs	Ingestion of pork	Ingestion of turkey	Ingestion of chicken
Aluminum	4.66E-02	2.07E-04	3.61E-04				
Antimony	3.51E-03	4.06E-07	3.32E-06				
Arsenic	1.31E-04	7.59E-07	2.97E-07				
Barium	4.42E-03	2.61E-06	8.17E-05	2.44E-05		2.21E-06	5.31E-07
Beryllium	3.02E-04	8.93E-07	1.05E-08				
Bicarbonate							
Boron	4.43E-02	2.80E-05	6.84E-04				
Cadmium	5.83E-04	5.03E-07	1.64E-05	2.61E-07	1.44E-06	1.90E-05	4.55E-06
Cerium							
Chromium	5.46E-03	1.46E-04	2.12E-06				
Cobalt	1.30E-03	3.63E-07	3.32E-06	7.54E-07	5.53E-07	1.37E-04	3.29E-05
Copper	1.39E-03	3.05E-05	6.64E-05	3.52E-06	5.68E-06	3.20E-05	7.67E-06
Fluoride							
Gallium							
Iron	1.42E-01	8.41E-03	1.65E-04	8.72E-04	8.32E-04	7.92E-03	1.90E-03
Lead	2.20E-03	2.61E-06	2.55E-05				
Lithium	1.81E-03	5.29E-05	1.38E-03				
Manganese	1.15E-02	1.43E-05	1.12E-05	3.57E-06	7.86E-06	2.70E-05	6.49E-06
Mercury	2.28E-05	3.71E-07	2.27E-07			2.10E-08	5.03E-09
Molybdenum	1.55E-03	3.77E-06	8.35E-05	7.04E-06		7.10E-05	1.70E-05
Nickel	3.21E-03	4.20E-05	1.75E-03				
Nitrate as Nitrogen							
Selenium	1.75E-04	4.08E-05	5.32E-05	7.62E-06	9.93E-06	6.92E-05	1.66E-05
Silica							
Silver	1.03E-03	9.22E-06	2.01E-06		4.68E-06	1.16E-04	2.78E-05
Sulfate							
Tetraoxo-sulfate(1-)							
Thallium	4.44E-03	5.27E-04	3.44E-04				
Thorium							
Tin	3.25E-03	5.28E-05	6.90E-05				
Titanium	1.62E-03	1.44E-04	6.28E-04				
Uranium	1.18E-04	1.05E-07	1.82E-06	7.26E-07	1.65E-06	6.59E-06	1.58E-06
Vanadium	2.61E-03	1.93E-05	2.01E-06				
Zinc	3.72E-03	6.39E-04	8.34E-04	3.98E-05	7.29E-05	8.43E-04	2.02E-04
Zirconium	4.45E-04	1.32E-09	9.49E-09	5.49E-10		1.50E-09	3.59E-10
1,1,2-Trichloroethane	2.20E-04	6.61E-10	2.73E-09				
1,1-Dichloroethene	8.45E-03	1.36E-08	5.59E-08				
1,2-Dichlorobenzene	3.11E-06	4.73E-10	1.95E-09				
1,2-Dichloroethane	1.89E-04	1.15E-10	4.74E-10				
1,2-Dichloroethene	9.76E-04	1.80E-11	7.40E-11				
1,3,5-Trimethylbenzene	9.80E-06	6.61E-09	2.73E-08				
1,4-Dichlorobenzene	3.38E-06	5.15E-10	2.12E-09				
2-Butanone	6.64E-02	5.80E-10	2.39E-09				
4-Bromofluorobenzene							
4-Methyl-2-pentanone	4.00E-03	8.91E-10	3.67E-09				
Acetone	1.26E-01	1.78E-10	7.35E-10				
Acrylonitrile	7.22E-03	5.88E-11	2.42E-10				
Benzene	1.02E-04	4.16E-10	1.72E-09				
Bis(2-ethylhexyl)phthalate	2.48E-04	1.42E-06	5.87E-06				
Bromomethane	2.35E-04	5.24E-11	2.16E-10				
Butyl benzyl phthalate	4.58E-05	2.63E-07	1.08E-06				
Carbazole	2.91E-04	1.20E-07	4.97E-07				
Carbon tetrachloride	1.07E-02	3.34E-07	1.38E-06				
Chlorobenzene	1.34E-04	4.17E-09	1.72E-08				
Chloroform	1.54E-03	4.63E-09	1.91E-08				
Chloromethane	6.50E-04	5.38E-11	2.22E-10				
Chrysene	2.70E-05	9.94E-07	4.10E-06				
Di-n-butyl phthalate	4.50E-04	2.58E-06	1.06E-05				
Dimethylbenzene	1.82E-02	2.14E-06	8.84E-06				
Ethane							
Ethanol							

Table 3.44a Chronic daily intakes for systemic toxicity for biota consumption by a child resident (continued)

----- AREA_CODE=n MEDIA=RGA Groundwater -----
(continued)

Analyte	Ingestion of vegetables	Ingestion of beef	Ingestion of milk	Ingestion of eggs	Ingestion of pork	Ingestion of turkey	Ingestion of chicken
Ethylbenzene	1.10E-02	7.71E-07	3.18E-06				
Ethylene							
Methylene chloride	9.28E-03	2.90E-09	1.19E-08				
PCB-1254	2.00E-05	1.48E-06	6.09E-06				
Polychlorinated biphenyl	4.48E-06	3.31E-07	1.36E-06				
Tetrachloroethene	2.36E-02	4.21E-07	1.74E-06				
Trichloroethene	5.56E-01	5.57E-06	2.30E-05				
Vinyl chloride	3.33E-01	1.45E-07	5.99E-07				
cis-1,2-Dichloroethene	1.11E-01	2.44E-07	1.00E-06				
m,p-Xylene	5.44E-06	6.41E-10	2.64E-09				
trans-1,2-Dichloroethene	4.83E-01	8.88E-09	3.66E-08				
trans-1,3-Dichloropropene							
Americium-241							
Cesium-137							
Cobalt-60							
Neptunium-237							
Plutonium-239							
Radium-226							
Radon-222							
Technetium-99							
Thorium-230							
Uranium-234							
Uranium-235							
Uranium-235/236							
Uranium-238							

----- AREA_CODE=n MEDIA=UCRS Groundwater -----

Analyte	Ingestion of vegetables	Ingestion of beef	Ingestion of milk	Ingestion of eggs	Ingestion of pork	Ingestion of turkey	Ingestion of chicken
Aluminum	1.16E-01	5.17E-04	8.99E-04				
Ammonia as Nitrogen	7.06E-02	2.36E-10	9.72E-10				
Antimony	2.27E-03	2.63E-07	2.14E-06				
Arsenic	5.55E-04	3.21E-06	1.26E-06				
Barium	1.25E-02	7.35E-06	2.30E-04	6.87E-05		6.24E-06	1.50E-06
Beryllium	7.61E-05	2.25E-07	2.64E-09				
Cadmium	4.93E-04	4.24E-07	1.38E-05	2.20E-07	1.21E-06	1.60E-05	3.84E-06
Chromium	1.47E-03	3.94E-05	5.71E-07				
Cobalt	1.16E-03	3.25E-07	2.97E-06	6.74E-07	4.94E-07	1.22E-04	2.94E-05
Copper	2.63E-03	5.77E-05	1.26E-04	6.66E-06	1.07E-05	6.04E-05	1.45E-05
Fluoride							
Iron	1.86E-01	1.11E-02	2.17E-04	1.15E-03	1.09E-03	1.04E-02	2.50E-03
Kjeldahl Nitrogen							
Lead	2.15E-03	2.55E-06	2.50E-05				
Manganese	4.19E-02	5.23E-05	4.10E-05	1.30E-05	2.87E-05	9.87E-05	2.37E-05
Mercury	4.07E-05	6.61E-07	4.06E-07			3.74E-08	8.98E-09
Molybdenum	5.43E-04	1.32E-06	2.93E-05	2.47E-06		2.49E-05	5.98E-06
Nickel	5.45E-03	7.11E-05	2.97E-03				
Nitrate as Nitrogen							
Nitrate/Nitrite							
Orthophosphate							
Selenium	1.46E-04	3.41E-05	4.45E-05	6.38E-06	8.31E-06	5.79E-05	1.39E-05
Silica							
Silver	9.37E-04	8.36E-06	1.82E-06		4.24E-06	1.05E-04	2.52E-05
Strontium	8.98E-02	1.36E-03	6.22E-03	7.07E-05	5.19E-04	2.57E-04	6.16E-05
Sulfate							
Sulfide							

Table 3.44a Chronic daily intakes for systemic toxicity for biota consumption by a child resident (continued)

----- AREA_CODE=n MEDIA=UCRS Groundwater -----
(continued)

Analyte	Ingestion of vegetables	Ingestion of beef	Ingestion of milk	Ingestion of eggs	Ingestion of pork	Ingestion of turkey	Ingestion of chicken
Tetraoxo-sulfate(1-)							
Thallium	2.32E-03	2.75E-04	1.79E-04				
Tin	2.12E-03	3.44E-05	4.49E-05				
Uranium	1.07E-03	9.53E-07	1.66E-05	6.59E-06	1.50E-05	5.99E-05	1.44E-05
Vanadium	3.59E-03	2.66E-05	2.78E-06				
Zinc	4.04E-03	6.95E-04	9.06E-04	4.33E-05	7.93E-05	9.17E-04	2.20E-04
1,1-Dichloroethene	2.60E-02	4.17E-08	1.72E-07				
1,2-Dichloroethane	3.44E-04	2.09E-10	8.62E-10				
1,2-Dichloroethene	3.32E-03	6.10E-11	2.52E-10				
2,4-Dimethylphenol	3.89E-04	2.90E-09	1.20E-08				
Benzene	7.94E-04	3.25E-09	1.34E-08				
Bis(2-ethylhexyl)phthalate	4.58E-05	2.63E-07	1.08E-06				
Bromodichloromethane	9.16E-04	3.75E-09	1.54E-08				
Chloroethane	1.32E-02	5.74E-09	2.37E-08				
Chloroform	2.64E-03	7.94E-09	3.27E-08				
Di-n-butyl phthalate	4.49E-05	2.57E-07	1.06E-06				
Dibromochloromethane	1.89E-04	1.05E-09	4.32E-09				
Dimethylbenzene	3.36E-02	3.95E-06	1.63E-05				
Ethane							
Ethanol							
Ethylbenzene	2.02E-02	1.41E-06	5.82E-06				
Ethylene							
Fluorene	1.86E-04	3.28E-07	1.35E-06				
Isophorone	7.16E-04	8.35E-10	3.44E-09				
Methylene chloride	9.51E-04	2.97E-10	1.22E-09				
Naphthalene	7.90E-04	9.31E-08	3.84E-07				
Phenanthrene	1.81E-04	5.12E-07	2.11E-06				
Trichloroethene	2.09E+00	2.09E-05	8.63E-05				
Vinyl chloride	9.52E-01	4.15E-07	1.71E-06				
cis-1,2-Dichloroethene	4.59E-01	1.01E-06	4.16E-06				
trans-1,2-Dichloroethene	2.72E-01	4.99E-09	2.06E-08				
Americium-241							
Cesium-137							
Cobalt-60							
Neptunium-237							
Plutonium-239							
Radium-226							
Radon-222							
Technetium-99							
Thorium-228							
Uranium-234							
Uranium-235							
Uranium-235/236							
Uranium-238							

Table 3.44b Chronic daily intakes for systemic toxicity for biota consumption by an adult resident

----- AREA_CODE=a MEDIA=RGa Groundwater -----

Analyte	Ingestion of vegetables	Ingestion of beef	Ingestion of milk	Ingestion of eggs	Ingestion of pork	Ingestion of turkey	Ingestion of chicken
Aluminum	1.42E-02	7.74E-05	4.39E-05				
Arsenic	5.17E-05	3.65E-07	4.66E-08				
Barium	1.95E-03	1.41E-06	1.44E-05	1.02E-05		1.04E-06	2.49E-07
Chromium	6.29E-04	2.05E-05	9.71E-08				
Fluoride							
Iron	3.10E-02	2.25E-03	1.44E-05	1.81E-04	2.09E-04	1.84E-03	4.42E-04
Manganese	2.66E-03	4.05E-06	1.04E-06	7.85E-07	2.09E-06	6.65E-06	1.60E-06
Tetraoxo-sulfate(1-)							
Thallium	3.37E-03	4.89E-04	1.04E-04				
Vanadium	2.11E-03	1.91E-05	6.49E-07				
Zinc	4.49E-04	9.44E-05	4.02E-05	4.57E-06	1.01E-05	1.08E-04	2.60E-05
1,1-Dichloroethene	9.92E-04	1.94E-09	2.62E-09				
Carbon tetrachloride	2.99E-03	1.14E-07	1.53E-07				
Chloroform	6.99E-05	2.57E-10	3.45E-10				
Tetrachloroethene	5.40E-03	1.18E-07	1.58E-07				
Trichloroethene	1.21E+01	1.48E-04	2.00E-04				
cis-1,2-Dichloroethene	3.88E-03	1.04E-08	1.40E-08				
trans-1,2-Dichloroethene	2.60E-02	5.83E-10	7.85E-10				
Cesium-137							
Neptunium-237							
Technetium-99							
Thorium-230							

----- AREA_CODE=a MEDIA=UCRS Groundwater -----

Analyte	Ingestion of vegetables	Ingestion of beef	Ingestion of milk	Ingestion of eggs	Ingestion of pork	Ingestion of turkey	Ingestion of chicken
Aluminum	3.23E-02	1.75E-04	9.95E-05				
Antimony	4.05E-04	5.73E-08	1.52E-07				
Arsenic	4.02E-05	2.84E-07	3.63E-08				
Barium	6.81E-04	4.91E-07	5.01E-06	3.56E-06		3.62E-07	8.69E-08
Beryllium	7.92E-06	2.86E-08	1.09E-10				
Chromium	2.01E-04	6.57E-06	3.10E-08				
Cobalt	3.01E-05	1.03E-08	3.06E-08	1.66E-08	1.47E-08	3.37E-06	8.09E-07
Iron	4.76E-02	3.46E-03	2.21E-05	2.79E-04	3.22E-04	2.84E-03	6.81E-04
Lead	9.78E-04	1.42E-06	4.53E-06				
Manganese	9.68E-04	1.48E-06	3.77E-07	2.86E-07	7.61E-07	2.42E-06	5.81E-07
Nickel	1.46E-03	2.33E-05	3.17E-04				
Silica							
Tetraoxo-sulfate(1-)							
Uranium	2.27E-04	2.47E-07	1.40E-06	1.33E-06	3.65E-06	1.35E-05	3.24E-06
Vanadium	1.35E-03	1.22E-05	4.17E-07				
Zinc	4.87E-04	1.02E-04	4.35E-05	4.95E-06	1.10E-05	1.17E-04	2.82E-05
1,1-Dichloroethene	6.61E-05	1.30E-10	1.74E-10				
Bis(2-ethylhexyl)phthalate	1.46E-05	1.02E-07	1.37E-07				
Chloroform	4.54E-04	1.67E-09	2.25E-09				
Trichloroethene	2.19E+00	2.68E-05	3.60E-05				
cis-1,2-Dichloroethene	4.93E-03	1.33E-08	1.78E-08				
trans-1,2-Dichloroethene	7.45E-03	1.67E-10	2.25E-10				
Neptunium-237							
Radon-222							
Technetium-99							

Table 3.44b Chronic daily intakes for systemic toxicity for biota consumption by an adult resident (continued)

----- AREA_CODE=b MEDIA=McNairy Groundwater -----

Analyte	Ingestion of vegetables	Ingestion of beef	Ingestion of milk	Ingestion of eggs	Ingestion of pork	Ingestion of turkey	Ingestion of chicken
Aluminum	1.19E-02	6.49E-05	3.68E-05				
Antimony	1.56E-03	2.20E-07	5.85E-07				
Nitrate as Nitrogen							
Silica							
Tetraoxo-sulfate(1-)							
Trichloroethene	1.58E-02	1.93E-07	2.60E-07				
Technetium-99							

----- AREA_CODE=b MEDIA=RGA Groundwater -----

Analyte	Ingestion of vegetables	Ingestion of beef	Ingestion of milk	Ingestion of eggs	Ingestion of pork	Ingestion of turkey	Ingestion of chicken
Aluminum	2.16E-02	1.18E-04	6.67E-05				
Arsenic	4.86E-05	3.44E-07	4.39E-08				
Barium	3.10E-03	2.24E-06	2.28E-05	1.62E-05		1.65E-06	3.96E-07
Beryllium	9.16E-05	3.30E-07	1.27E-09				
Cadmium	1.69E-04	1.78E-07	1.89E-06	7.18E-08	4.78E-07	5.84E-06	1.40E-06
Chromium	4.84E-04	1.58E-05	7.47E-08				
Cobalt	3.99E-04	1.36E-07	4.06E-07	2.20E-07	1.95E-07	4.47E-05	1.07E-05
Fluoride							
Iron	7.21E-02	5.23E-03	3.34E-05	4.22E-04	4.87E-04	4.29E-03	1.03E-03
Lead	5.86E-04	8.50E-07	2.71E-06				
Manganese	6.71E-03	1.02E-05	2.61E-06	1.98E-06	5.27E-06	1.68E-05	4.03E-06
Mercury	7.76E-06	1.54E-07	3.08E-08			7.58E-09	1.82E-09
Nitrate as Nitrogen							
Selenium	7.59E-05	2.16E-05	9.19E-06	3.14E-06	4.95E-06	3.19E-05	7.65E-06
Silica							
Sulfate							
Tetraoxo-sulfate(1-)							
Tin	3.89E-03	7.73E-05	3.29E-05				
Uranium	8.88E-05	9.66E-08	5.48E-07	5.19E-07	1.43E-06	5.28E-06	1.27E-06
Vanadium	5.68E-04	5.14E-06	1.75E-07				
Zinc	6.72E-04	1.41E-04	6.01E-05	6.83E-06	1.51E-05	1.62E-04	3.89E-05
1,1,2-Trichloroethane	6.99E-05	2.57E-10	3.45E-10				
1,1-Dichloroethene	5.37E-05	1.05E-10	1.42E-10				
1,2-Dichloroethane	6.02E-05	4.47E-11	6.01E-11				
Acetone	8.09E-03	1.40E-11	1.88E-11				
Carbon tetrachloride	3.41E-04	1.30E-08	1.74E-08				
Chlorobenzene	4.26E-05	1.62E-09	2.18E-09				
Chloroform	4.89E-04	1.80E-09	2.42E-09				
Di-n-butyl phthalate	1.17E-04	8.16E-07	1.10E-06				
Ethane							
Ethylene							
Methylene chloride	1.50E-04	5.70E-11	7.67E-11				
Tetrachloroethene	7.51E-03	1.64E-07	2.20E-07				
Trichloroethene	6.42E-02	7.87E-07	1.06E-06				
Vinyl chloride	6.85E-02	3.65E-08	4.91E-08				
cis-1,2-Dichloroethene	2.47E-02	6.65E-08	8.95E-08				
Americium-241							
Cesium-137							
Cobalt-60							
Plutonium-239							
Radium-226							
Radon-222							
Technetium-99							
Thorium-230							
Uranium-234							
Uranium-235							

Table 3.44b Chronic daily intakes for systemic toxicity for biota consumption by an adult resident (continued)

----- AREA_CODE=b MEDIA=RGa Groundwater -----
(continued)

Analyte	Ingestion of vegetables	Ingestion of beef	Ingestion of milk	Ingestion of eggs	Ingestion of pork	Ingestion of turkey	Ingestion of chicken
Uranium-235/236							
Uranium-238							

----- AREA_CODE=b MEDIA=UCRS Groundwater -----

Analyte	Ingestion of vegetables	Ingestion of beef	Ingestion of milk	Ingestion of eggs	Ingestion of pork	Ingestion of turkey	Ingestion of chicken
Aluminum	3.56E-02	1.93E-04	1.10E-04				
Arsenic	2.64E-04	1.86E-06	2.38E-07				
Barium	2.49E-03	1.79E-06	1.83E-05	1.30E-05		1.32E-06	3.18E-07
Beryllium	5.70E-06	2.05E-08	7.87E-11				
Cadmium	1.25E-04	1.32E-07	1.40E-06	5.30E-08	3.53E-07	4.31E-06	1.04E-06
Chromium	5.28E-04	1.72E-05	8.15E-08				
Cobalt	1.13E-04	3.85E-08	1.15E-07	6.21E-08	5.51E-08	1.26E-05	3.03E-06
Fluoride							
Iron	4.65E-02	3.37E-03	2.15E-05	2.72E-04	3.14E-04	2.77E-03	6.64E-04
Lead	2.55E-05	3.70E-08	1.18E-07				
Manganese	4.27E-03	6.52E-06	1.66E-06	1.26E-06	3.36E-06	1.07E-05	2.57E-06
Mercury	7.76E-06	1.54E-07	3.08E-08			7.58E-09	1.82E-09
Molybdenum	1.73E-04	5.14E-07	3.72E-06	7.46E-07		8.42E-06	2.02E-06
Nickel	5.03E-03	8.02E-05	1.09E-03				
Nitrate as Nitrogen							
Selenium	4.72E-05	1.34E-05	5.72E-06	1.95E-06	3.08E-06	1.98E-05	4.76E-06
Silica							
Sulfate							
Tetraoxo-sulfate(1-)							
Thallium	3.25E-04	4.71E-05	1.00E-05				
Tin	6.72E-04	1.34E-05	5.68E-06				
Uranium	1.07E-04	1.16E-07	6.61E-07	6.26E-07	1.72E-06	6.37E-06	1.53E-06
Vanadium	1.39E-03	1.26E-05	4.28E-07				
Zinc	4.73E-04	9.93E-05	4.23E-05	4.81E-06	1.07E-05	1.14E-04	2.74E-05
1,1-Dichloroethene	1.07E-04	2.11E-10	2.83E-10				
1,2-Dichloroethene	1.45E-03	3.25E-11	4.37E-11				
2,4-Dimethylphenol	8.03E-05	7.32E-10	9.85E-10				
Benzene	2.52E-04	1.26E-09	1.70E-09				
Chloroethane	1.29E-02	6.87E-09	9.24E-09				
Di-n-butyl phthalate	8.31E-06	5.82E-08	7.83E-08				
Dimethylbenzene	1.28E-04	1.84E-08	2.48E-08				
Ethane							
Ethylbenzene	1.65E-05	1.41E-09	1.89E-09				
Ethylene							
Isophorone	1.93E-04	2.75E-10	3.70E-10				
Trichloroethene	7.50E-01	9.18E-06	1.23E-05				
Vinyl chloride	5.44E-03	2.90E-09	3.90E-09				
cis-1,2-Dichloroethene	4.24E-02	1.14E-07	1.53E-07				
trans-1,2-Dichloroethene	8.80E-04	1.98E-11	2.66E-11				
Americium-241							
Cobalt-60							
Neptunium-237							
Plutonium-239							
Radium-226							
Radon-222							
Technetium-99							
Uranium-234							
Uranium-235							
Uranium-235/236							
Uranium-238							

Table 3.44b Chronic daily intakes for systemic toxicity for biota consumption by an adult resident (continued)

----- AREA_CODE=c MEDIA=RGa Groundwater -----							
Analyte	Ingestion of vegetables	Ingestion of beef	Ingestion of milk	Ingestion of eggs	Ingestion of pork	Ingestion of turkey	Ingestion of chicken
Aluminum	5.31E-02	2.89E-04	1.64E-04				
Barium	1.64E-03	1.19E-06	1.21E-05	8.60E-06		8.75E-07	2.10E-07
Chromium	2.96E-03	9.66E-05	4.57E-07				
Iron	9.55E-02	6.93E-03	4.43E-05	5.59E-04	6.45E-04	5.69E-03	1.36E-03
Manganese	5.06E-03	7.72E-06	1.97E-06	1.49E-06	3.98E-06	1.27E-05	3.04E-06
Molybdenum	6.41E-04	1.91E-06	1.38E-05	2.77E-06		3.13E-05	7.50E-06
Silica							
Sulfate							
Tetraoxo-sulfate(1-)							
Zinc	8.17E-04	1.72E-04	7.30E-05	8.30E-06	1.84E-05	1.97E-04	4.73E-05
1,1-Dichloroethene	3.80E-04	7.44E-10	1.00E-09				
Chloroform	1.75E-04	6.42E-10	8.64E-10				
Trichloroethene	1.10E-02	1.35E-07	1.81E-07				
cis-1,2-Dichloroethene	2.35E-04	6.31E-10	8.49E-10				
Radon-222							
Technetium-99							
----- AREA_CODE=c MEDIA=UCRS Groundwater -----							
Analyte	Ingestion of vegetables	Ingestion of beef	Ingestion of milk	Ingestion of eggs	Ingestion of pork	Ingestion of turkey	Ingestion of chicken
Aluminum	2.59E-02	1.41E-04	8.00E-05				
Barium	9.44E-04	6.80E-07	6.95E-06	4.94E-06		5.02E-07	1.20E-07
Iron	2.69E-02	1.95E-03	1.25E-05	1.57E-04	1.82E-04	1.60E-03	3.84E-04
Manganese	2.21E-03	3.37E-06	8.61E-07	6.53E-07	1.74E-06	5.53E-06	1.33E-06
Silica							
Tetraoxo-sulfate(1-)							
Vanadium	4.72E-04	4.27E-06	1.45E-07				
Zinc	5.54E-04	1.16E-04	4.95E-05	5.63E-06	1.25E-05	1.34E-04	3.21E-05
Benzene	3.24E-05	1.62E-10	2.17E-10				
Chloroform	4.19E-04	1.54E-09	2.07E-09				
Trichloroethene	7.30E-05	8.94E-10	1.20E-09				
Technetium-99							
----- AREA_CODE=d MEDIA=McNairy Groundwater -----							
Analyte	Ingestion of vegetables	Ingestion of beef	Ingestion of milk	Ingestion of eggs	Ingestion of pork	Ingestion of turkey	Ingestion of chicken
Silica							
Tetraoxo-sulfate(1-)							
Thallium	4.74E-03	6.87E-04	1.46E-04				
Zinc	3.40E-03	7.14E-04	3.04E-04	3.45E-05	7.66E-05	8.19E-04	1.97E-04
Trichloroethene	4.41E-05	5.41E-10	7.27E-10				
----- AREA_CODE=d MEDIA=Other Groundwater -----							
Analyte	Ingestion of vegetables	Ingestion of beef	Ingestion of milk	Ingestion of eggs	Ingestion of pork	Ingestion of turkey	Ingestion of chicken
Methylene chloride	3.36E-04	1.28E-10	1.72E-10				

Table 3.44b Chronic daily intakes for systemic toxicity for biota consumption by an adult resident (continued)

----- AREA_CODE=d MEDIA=RGa Groundwater -----

Analyte	Ingestion of vegetables	Ingestion of beef	Ingestion of milk	Ingestion of eggs	Ingestion of pork	Ingestion of turkey	Ingestion of chicken
Aluminum	1.77E-02	9.60E-05	5.45E-05				
Arsenic	5.79E-05	4.09E-07	5.22E-08				
Barium	3.55E-03	2.56E-06	2.61E-05	1.85E-05		1.89E-06	4.53E-07
Chromium	4.96E-04	1.62E-05	7.66E-08				
Cobalt	3.56E-04	1.22E-07	3.62E-07	1.96E-07	1.74E-07	3.99E-05	9.57E-06
Fluoride							
Iron	2.88E-02	2.09E-03	1.33E-05	1.68E-04	1.94E-04	1.71E-03	4.11E-04
Lead	9.54E-04	1.38E-06	4.41E-06				
Manganese	1.96E-02	2.99E-05	7.62E-06	5.78E-06	1.54E-05	4.90E-05	1.18E-05
Silica							
Tetraoxo-sulfate(1-)							
Tin	2.07E-02	4.11E-04	1.75E-04				
Uranium	3.20E-05	3.48E-08	1.98E-07	1.87E-07	5.15E-07	1.90E-06	4.57E-07
Vanadium	8.93E-04	8.08E-06	2.75E-07				
Zinc	5.09E-04	1.07E-04	4.55E-05	5.18E-06	1.15E-05	1.23E-04	2.95E-05
Bis(2-ethylhexyl)phthalate	2.91E-05	2.04E-07	2.74E-07				
Butyl benzyl phthalate	1.46E-05	1.02E-07	1.37E-07				
Di-n-butyl phthalate	1.07E-04	7.46E-07	1.00E-06				
Dimethylbenzene	1.43E-03	2.06E-07	2.77E-07				
Ethylbenzene	7.50E-04	6.40E-08	8.61E-08				
Methylene chloride	2.77E-03	1.06E-09	1.42E-09				
Tetrachloroethene	1.17E-04	2.56E-09	3.44E-09				
Trichloroethene	2.25E-02	2.76E-07	3.71E-07				
cis-1,2-Dichloroethene	1.10E-03	2.96E-09	3.98E-09				
Americium-241							
Cesium-137							
Cobalt-60							
Plutonium-239							
Radium-226							
Radon-222							
Technetium-99							
Uranium-234							
Uranium-238							

----- AREA_CODE=d MEDIA=UCRS Groundwater -----

Analyte	Ingestion of vegetables	Ingestion of beef	Ingestion of milk	Ingestion of eggs	Ingestion of pork	Ingestion of turkey	Ingestion of chicken
Aluminum	6.64E-02	3.61E-04	2.05E-04				
Ammonia as Nitrogen	2.25E-02	9.15E-11	1.23E-10				
Antimony	3.73E-04	5.28E-08	1.40E-07				
Arsenic	5.35E-05	3.78E-07	4.83E-08				
Barium	3.63E-03	2.62E-06	2.67E-05	1.90E-05		1.93E-06	4.64E-07
Beryllium	2.42E-05	8.73E-08	3.35E-10				
Cadmium	2.34E-04	2.47E-07	2.62E-06	9.94E-08	6.62E-07	8.09E-06	1.94E-06
Chromium	3.99E-04	1.30E-05	6.16E-08				
Cobalt	3.65E-04	1.25E-07	3.72E-07	2.01E-07	1.78E-07	4.09E-05	9.82E-06
Fluoride							
Iron	1.07E+00	7.75E-02	4.95E-04	6.25E-03	7.21E-03	6.35E-02	1.52E-02
Kjeldahl Nitrogen							
Lead	4.89E-04	7.10E-07	2.27E-06				
Manganese	4.54E-01	6.93E-04	1.77E-04	1.34E-04	3.57E-04	1.14E-03	2.73E-04
Mercury	2.71E-06	5.38E-08	1.08E-08			2.65E-09	6.36E-10
Nickel	5.52E-04	8.81E-06	1.20E-04				
Nitrate as Nitrogen							
Nitrate/Nitrite							
Orthophosphate							
Selenium	5.99E-05	1.71E-05	7.26E-06	2.48E-06	3.90E-06	2.52E-05	6.04E-06

Table 3.44b Chronic daily intakes for systemic toxicity for biota consumption by an adult resident (continued)

----- AREA_CODE=d MEDIA=UCRS Groundwater -----
(continued)

Analyte	Ingestion of vegetables	Ingestion of beef	Ingestion of milk	Ingestion of eggs	Ingestion of pork	Ingestion of turkey	Ingestion of chicken
Silica							
Strontium	2.85E-02	5.29E-04	7.88E-04	2.13E-05	1.89E-04	8.68E-05	2.08E-05
Sulfate							
Sulfide							
Tetraoxo-sulfate(1-)							
Uranium	4.83E-04	5.25E-07	2.98E-06	2.82E-06	7.76E-06	2.87E-05	6.89E-06
Vanadium	2.72E-03	2.47E-05	8.39E-07				
Zinc	5.38E-04	1.13E-04	4.81E-05	5.47E-06	1.21E-05	1.30E-04	3.11E-05
1,1-Dichloroethene	6.22E-04	1.22E-09	1.64E-09				
1,2-Dichloroethane	1.09E-04	8.12E-11	1.09E-10				
1,2-Dichloroethene	4.32E-04	9.70E-12	1.30E-11				
Benzene	1.62E-04	8.08E-10	1.09E-09				
Dimethylbenzene	2.47E-03	3.56E-07	4.78E-07				
Ethylbenzene	1.87E-03	1.60E-07	2.15E-07				
Fluorene	6.84E-05	1.47E-07	1.98E-07				
Methylene chloride	4.08E-04	1.55E-10	2.09E-10				
Naphthalene	1.30E-04	1.86E-08	2.51E-08				
Phenanthrene	6.55E-05	2.26E-07	3.04E-07				
Trichloroethene	1.31E-01	1.61E-06	2.16E-06				
cis-1,2-Dichloroethene	2.80E-04	7.52E-10	1.01E-09				
Neptunium-237							
Radon-222							
Technetium-99							
Thorium-228							
Uranium-234							
Uranium-235							
Uranium-238							

----- AREA_CODE=e MEDIA=McNairy Groundwater -----

Analyte	Ingestion of vegetables	Ingestion of beef	Ingestion of milk	Ingestion of eggs	Ingestion of pork	Ingestion of turkey	Ingestion of chicken
Aluminum	1.26E-02	6.84E-05	3.88E-05				
Arsenic	2.11E-04	1.49E-06	1.90E-07				
Barium	3.97E-03	2.86E-06	2.92E-05	2.08E-05		2.11E-06	5.07E-07
Beryllium	1.45E-04	5.25E-07	2.01E-09				
Cadmium	4.10E-04	4.32E-07	4.59E-06	1.74E-07	1.16E-06	1.42E-05	3.40E-06
Chromium	1.73E-03	5.66E-05	2.67E-07				
Cobalt	5.83E-04	1.99E-07	5.93E-07	3.21E-07	2.85E-07	6.53E-05	1.57E-05
Fluoride							
Iron	2.12E-01	1.54E-02	9.80E-05	1.24E-03	1.43E-03	1.26E-02	3.02E-03
Manganese	8.47E-03	1.29E-05	3.30E-06	2.50E-06	6.66E-06	2.12E-05	5.09E-06
Nickel	8.50E-04	1.36E-05	1.85E-04				
Silica							
Sulfate							
Tetraoxo-sulfate(1-)							
Uranium	7.04E-05	7.66E-08	4.35E-07	4.12E-07	1.13E-06	4.19E-06	1.01E-06
Vanadium	6.43E-03	5.82E-05	1.98E-06				
Zinc	3.95E-03	8.30E-04	3.53E-04	4.02E-05	8.91E-05	9.53E-04	2.29E-04
Trichloroethene	4.88E-05	5.98E-10	8.04E-10				
Radon-222							
Technetium-99							

Table 3.44b Chronic daily intakes for systemic toxicity for biota consumption by an adult resident (continued)

----- AREA_CODE=e MEDIA=RGa Groundwater -----

Analyte	Ingestion of vegetables	Ingestion of beef	Ingestion of milk	Ingestion of eggs	Ingestion of pork	Ingestion of turkey	Ingestion of chicken
Aluminum	8.98E-03	4.88E-05	2.77E-05				
Arsenic	3.66E-05	2.59E-07	3.30E-08				
Barium	2.65E-03	1.91E-06	1.95E-05	1.39E-05		1.41E-06	3.38E-07
Beryllium	8.51E-05	3.07E-07	1.18E-09				
Cadmium	3.15E-04	3.32E-07	3.53E-06	1.34E-07	8.90E-07	1.09E-05	2.61E-06
Cobalt	3.99E-04	1.36E-07	4.06E-07	2.20E-07	1.95E-07	4.47E-05	1.07E-05
Copper	6.65E-04	1.78E-05	1.26E-05	1.60E-06	3.11E-06	1.62E-05	3.89E-06
Fluoride							
Iron	3.98E-02	2.89E-03	1.85E-05	2.33E-04	2.69E-04	2.37E-03	5.69E-04
Manganese	1.12E-03	1.71E-06	4.37E-07	3.31E-07	8.82E-07	2.81E-06	6.74E-07
Molybdenum	5.08E-04	1.51E-06	1.09E-05	2.19E-06		2.48E-05	5.95E-06
Silica							
Silver	5.11E-04	5.56E-06	3.95E-07		2.65E-06	6.08E-05	1.46E-05
Sulfate							
Tetraoxo-sulfate(1-)							
Thallium	1.21E-03	1.76E-04	3.74E-05				
Uranium	1.83E-05	1.99E-08	1.13E-07	1.07E-07	2.95E-07	1.09E-06	2.61E-07
Vanadium	1.16E-03	1.05E-05	3.57E-07				
Zinc	8.67E-04	1.82E-04	7.75E-05	8.81E-06	1.96E-05	2.09E-04	5.02E-05
2-Butanone	3.81E-02	4.07E-10	5.47E-10				
Dimethylbenzene	1.07E-04	1.54E-08	2.07E-08				
Trichloroethene	3.67E-02	4.50E-07	6.05E-07				
trans-1,2-Dichloroethene	8.63E-04	1.94E-11	2.61E-11				
Cobalt-60							
Radon-222							
Technetium-99							
Thorium-230							

----- AREA_CODE=e MEDIA=UCRS Groundwater -----

Analyte	Ingestion of vegetables	Ingestion of beef	Ingestion of milk	Ingestion of eggs	Ingestion of pork	Ingestion of turkey	Ingestion of chicken
Aluminum	6.02E-02	3.27E-04	1.86E-04				
Arsenic	4.73E-05	3.34E-07	4.27E-08				
Barium	6.31E-03	4.55E-06	4.64E-05	3.30E-05		3.36E-06	8.05E-07
Chromium	6.46E-04	2.11E-05	9.99E-08				
Fluoride							
Iron	6.39E-02	4.64E-03	2.96E-05	3.74E-04	4.31E-04	3.80E-03	9.13E-04
Manganese	1.04E-03	1.59E-06	4.06E-07	3.08E-07	8.19E-07	2.61E-06	6.26E-07
Nickel	2.61E-03	4.16E-05	5.66E-04				
Silica							
Sulfate							
Tetraoxo-sulfate(1-)							
Vanadium	6.57E-03	5.94E-05	2.02E-06				
Zinc	2.54E-03	5.34E-04	2.27E-04	2.58E-05	5.73E-05	6.13E-04	1.47E-04
Trichloroethene	3.45E-05	4.23E-10	5.68E-10				
Radon-222							

----- AREA_CODE=f MEDIA=McNairy Groundwater -----

Analyte	Ingestion of vegetables	Ingestion of beef	Ingestion of milk	Ingestion of eggs	Ingestion of pork	Ingestion of turkey	Ingestion of chicken
Barium	2.48E-03	1.78E-06	1.82E-05	1.30E-05		1.32E-06	3.16E-07
Tetraoxo-sulfate(1-)							
Zinc	2.83E-03	5.94E-04	2.53E-04	2.87E-05	6.37E-05	6.82E-04	1.64E-04

Table 3.44b Chronic daily intakes for systemic toxicity for biota consumption by an adult resident (continued)

----- AREA_CODE=f MEDIA=RGA Groundwater -----

Analyte	Ingestion of vegetables	Ingestion of beef	Ingestion of milk	Ingestion of eggs	Ingestion of pork	Ingestion of turkey	Ingestion of chicken
Aluminum	7.60E-03	4.13E-05	2.34E-05				
Arsenic	3.78E-05	2.67E-07	3.41E-08				
Barium	4.04E-03	2.91E-06	2.97E-05	2.11E-05		2.15E-06	5.15E-07
Cadmium	5.68E-04	5.99E-07	6.37E-06	2.41E-07	1.61E-06	1.96E-05	4.71E-06
Chromium	1.18E-03	3.85E-05	1.82E-07				
Copper	5.12E-04	1.37E-05	9.72E-06	1.23E-06	2.40E-06	1.25E-05	3.00E-06
Iron	1.84E-02	1.33E-03	8.51E-06	1.08E-04	1.24E-04	1.09E-03	2.62E-04
Manganese	1.21E-03	1.84E-06	4.70E-07	3.56E-07	9.48E-07	3.02E-06	7.24E-07
Silica							
Sulfate							
Tetraoxo-sulfate(1-)							
Vanadium	1.04E-03	9.42E-06	3.21E-07				
Zinc	4.41E-04	9.26E-05	3.94E-05	4.48E-06	9.94E-06	1.06E-04	2.55E-05
1,1-Dichloroethene	2.34E-04	4.58E-10	6.16E-10				
1,2-Dichloroethene	2.42E-03	5.43E-11	7.30E-11				
Bis(2-ethylhexyl)phthalate	4.08E-04	2.86E-06	3.84E-06				
Carbon tetrachloride	1.28E-05	4.86E-10	6.54E-10				
Trichloroethene	1.99E-02	2.43E-07	3.27E-07				
cis-1,2-Dichloroethene	2.84E-04	7.64E-10	1.03E-09				
Plutonium-239							
Radon-222							
Technetium-99							

----- AREA_CODE=f MEDIA=UCRS Groundwater -----

Analyte	Ingestion of vegetables	Ingestion of beef	Ingestion of milk	Ingestion of eggs	Ingestion of pork	Ingestion of turkey	Ingestion of chicken
Aluminum	9.78E-02	5.31E-04	3.01E-04				
Barium	1.73E-03	1.24E-06	1.27E-05	9.03E-06		9.18E-07	2.20E-07
Iron	5.78E-02	4.19E-03	2.68E-05	3.38E-04	3.90E-04	3.44E-03	8.26E-04
Manganese	1.30E-03	1.98E-06	5.05E-07	3.83E-07	1.02E-06	3.24E-06	7.78E-07
Silica							
Tetraoxo-sulfate(1-)							
Vanadium	6.31E-04	5.71E-06	1.95E-07				
Zinc	1.53E-03	3.21E-04	1.36E-04	1.55E-05	3.44E-05	3.68E-04	8.83E-05
Trichloroethene	3.59E-05	4.39E-10	5.91E-10				
Radon-222							
Technetium-99							

----- AREA_CODE=g MEDIA=McNairy Groundwater -----

Analyte	Ingestion of vegetables	Ingestion of beef	Ingestion of milk	Ingestion of eggs	Ingestion of pork	Ingestion of turkey	Ingestion of chicken
Arsenic	3.63E-05	2.57E-07	3.28E-08				
Mercury	2.60E-05	5.16E-07	1.03E-07			2.54E-08	6.09E-09
Silica							
Tetraoxo-sulfate(1-)							
Neptunium-237							
Plutonium-239							
Radium-226							

Table 3.44b Chronic daily intakes for systemic toxicity for biota consumption by an adult resident (continued)

----- AREA_CODE=g MEDIA=RGA Groundwater -----

Analyte	Ingestion of vegetables	Ingestion of beef	Ingestion of milk	Ingestion of eggs	Ingestion of pork	Ingestion of turkey	Ingestion of chicken
Aluminum	2.13E-02	1.16E-04	6.58E-05				
Arsenic	3.64E-05	2.58E-07	3.29E-08				
Cadmium	2.34E-04	2.47E-07	2.62E-06	9.94E-08	6.62E-07	8.09E-06	1.94E-06
Chromium	1.14E-03	3.72E-05	1.76E-07				
Iron	4.23E-02	3.07E-03	1.96E-05	2.48E-04	2.86E-04	2.52E-03	6.04E-04
Lead	9.47E-04	1.37E-06	4.38E-06				
Manganese	9.83E-04	1.50E-06	3.83E-07	2.90E-07	7.73E-07	2.46E-06	5.90E-07
Nickel	2.11E-03	3.37E-05	4.58E-04				
Silica							
Tetraoxo-sulfate(1-)							
Zinc	1.33E-03	2.79E-04	1.19E-04	1.35E-05	2.99E-05	3.20E-04	7.67E-05
Trichloroethene	2.63E-05	3.23E-10	4.34E-10				
Neptunium-237							
Radium-226							
Radon-222							
Technetium-99							
Thorium-230							

----- AREA_CODE=g MEDIA=UCRS Groundwater -----

Analyte	Ingestion of vegetables	Ingestion of beef	Ingestion of milk	Ingestion of eggs	Ingestion of pork	Ingestion of turkey	Ingestion of chicken
Aluminum	1.32E-02	7.18E-05	4.07E-05				
Chromium	1.27E-03	4.15E-05	1.96E-07				
Manganese	9.90E-03	1.51E-05	3.86E-06	2.92E-06	7.78E-06	2.48E-05	5.94E-06
Nitrate as Nitrogen							
Silica							
Tetraoxo-sulfate(1-)							
Vanadium	1.44E-03	1.31E-05	4.45E-07				
Zinc	8.10E-04	1.70E-04	7.24E-05	8.23E-06	1.83E-05	1.95E-04	4.69E-05
Neptunium-237							
Plutonium-239							
Radium-226							
Radon-222							
Technetium-99							

----- AREA_CODE=h MEDIA=McNairy Groundwater -----

Analyte	Ingestion of vegetables	Ingestion of beef	Ingestion of milk	Ingestion of eggs	Ingestion of pork	Ingestion of turkey	Ingestion of chicken
Fluoride							
Silica							
Tetraoxo-sulfate(1-)							
Radium-226							
Radon-222							
Thorium-230							

----- AREA_CODE=h MEDIA=Other Groundwater -----

Analyte	Ingestion of vegetables	Ingestion of beef	Ingestion of milk	Ingestion of eggs	Ingestion of pork	Ingestion of turkey	Ingestion of chicken
Antimony	6.31E-04	8.92E-08	2.37E-07				

Table 3.44b Chronic daily intakes for systemic toxicity for biota consumption by an adult resident (continued)

----- AREA_CODE=h MEDIA=Other Groundwater -----
(continued)

Analyte	Ingestion of vegetables	Ingestion of beef	Ingestion of milk	Ingestion of eggs	Ingestion of pork	Ingestion of turkey	Ingestion of chicken
Barium	7.99E-04	5.76E-07	5.88E-06	4.18E-06		4.25E-07	1.02E-07
Chromium	3.92E-04	1.28E-05	6.06E-08				
Fluoride							
Iron	6.20E-03	4.50E-04	2.87E-06	3.63E-05	4.18E-05	3.69E-04	8.85E-05
Manganese	5.26E-04	8.02E-07	2.05E-07	1.55E-07	4.13E-07	1.32E-06	3.16E-07
Mercury	7.44E-06	1.48E-07	2.95E-08			7.27E-09	1.74E-09
Nickel	9.31E-04	1.49E-05	2.02E-04				
Nitrate as Nitrogen							
Silica							
Tetraoxo-sulfate(1-)							
Thallium	1.02E-03	1.48E-04	3.16E-05				
Vanadium	1.67E-03	1.51E-05	5.15E-07				
Zinc	4.74E-04	9.96E-05	4.24E-05	4.82E-06	1.07E-05	1.14E-04	2.74E-05
Neptunium-237							
Radium-226							
Radon-222							
Thorium-230							

----- AREA_CODE=h MEDIA=RGa Groundwater -----

Analyte	Ingestion of vegetables	Ingestion of beef	Ingestion of milk	Ingestion of eggs	Ingestion of pork	Ingestion of turkey	Ingestion of chicken
Aluminum	3.28E-02	1.78E-04	1.01E-04				
Arsenic	4.04E-05	2.86E-07	3.65E-08				
Barium	1.32E-03	9.52E-07	9.73E-06	6.91E-06		7.03E-07	1.69E-07
Chromium	1.97E-03	6.44E-05	3.05E-07				
Iron	1.03E-01	7.50E-03	4.79E-05	6.05E-04	6.98E-04	6.15E-03	1.48E-03
Manganese	7.71E-04	1.18E-06	3.01E-07	2.28E-07	6.06E-07	1.93E-06	4.63E-07
Nitrate as Nitrogen							
Tetraoxo-sulfate(1-)							
Uranium	4.35E-05	4.73E-08	2.69E-07	2.55E-07	7.00E-07	2.59E-06	6.21E-07
Vanadium	9.59E-04	8.68E-06	2.95E-07				
Trichloroethene	3.14E-05	3.85E-10	5.18E-10				
cis-1,2-Dichloroethene	9.10E-05	2.45E-10	3.29E-10				
Radon-222							
Technetium-99							

----- AREA_CODE=h MEDIA=UCRS Groundwater -----

Analyte	Ingestion of vegetables	Ingestion of beef	Ingestion of milk	Ingestion of eggs	Ingestion of pork	Ingestion of turkey	Ingestion of chicken
Aluminum	2.33E-02	1.26E-04	7.17E-05				
Barium	8.40E-04	6.05E-07	6.18E-06	4.39E-06		4.47E-07	1.07E-07
Iron	2.13E-02	1.55E-03	9.88E-06	1.25E-04	1.44E-04	1.27E-03	3.05E-04
Manganese	7.59E-04	1.16E-06	2.96E-07	2.24E-07	5.97E-07	1.90E-06	4.56E-07
Nickel	5.37E-03	8.56E-05	1.17E-03				
Nitrate as Nitrogen							
Silica							
Tetraoxo-sulfate(1-)							
Vanadium	5.68E-04	5.14E-06	1.75E-07				
Zinc	4.40E-04	9.25E-05	3.94E-05	4.47E-06	9.92E-06	1.06E-04	2.55E-05
Radon-222							

Table 3.44b Chronic daily intakes for systemic toxicity for biota consumption by an adult resident (continued)

----- AREA_CODE=i MEDIA=McNairy Groundwater -----

Analyte	Ingestion of vegetables	Ingestion of beef	Ingestion of milk	Ingestion of eggs	Ingestion of pork	Ingestion of turkey	Ingestion of chicken
Manganese	1.22E-02	1.86E-05	4.76E-06	3.60E-06	9.59E-06	3.05E-05	7.33E-06
Silica							
Tetraoxo-sulfate(1-)							
Vanadium	2.65E-03	2.40E-05	8.18E-07				

----- AREA_CODE=i MEDIA=RGa Groundwater -----

Analyte	Ingestion of vegetables	Ingestion of beef	Ingestion of milk	Ingestion of eggs	Ingestion of pork	Ingestion of turkey	Ingestion of chicken
Aluminum	1.58E-02	8.60E-05	4.88E-05				
Antimony	1.21E-03	1.71E-07	4.55E-07				
Arsenic	3.92E-05	2.77E-07	3.54E-08				
Barium	1.44E-03	1.04E-06	1.06E-05	7.54E-06		7.67E-07	1.84E-07
Beryllium	1.13E-04	4.08E-07	1.56E-09				
Bicarbonate							
Boron	1.41E-02	1.09E-05	8.67E-05				
Cadmium	7.68E-05	8.09E-08	8.61E-07	3.26E-08	2.17E-07	2.65E-06	6.37E-07
Cerium							
Chromium	3.72E-03	1.22E-04	5.75E-07				
Cobalt	4.31E-04	1.47E-07	4.39E-07	2.38E-07	2.11E-07	4.83E-05	1.16E-05
Copper	5.18E-04	1.39E-05	9.83E-06	1.24E-06	2.42E-06	1.26E-05	3.03E-06
Fluoride							
Gallium							
Iron	4.18E-02	3.04E-03	1.94E-05	2.45E-04	2.82E-04	2.49E-03	5.97E-04
Lithium	5.75E-04	2.05E-05	1.75E-04				
Manganese	2.29E-03	3.49E-06	8.91E-07	6.75E-07	1.80E-06	5.72E-06	1.37E-06
Mercury	3.41E-06	6.78E-08	1.36E-08			3.33E-09	8.00E-10
Nickel	1.21E-03	1.93E-05	2.63E-04				
Selenium	4.54E-05	1.29E-05	5.50E-06	1.88E-06	2.96E-06	1.91E-05	4.58E-06
Silica							
Silver	2.97E-04	3.24E-06	2.29E-07		1.54E-06	3.54E-05	8.49E-06
Sulfate							
Tetraoxo-sulfate(1-)							
Thorium							
Titanium	5.16E-04	5.60E-05	7.95E-05				
Uranium	1.62E-05	1.77E-08	1.00E-07	9.49E-08	2.61E-07	9.65E-07	2.32E-07
Vanadium	1.01E-03	9.17E-06	3.12E-07				
Zinc	1.38E-03	2.90E-04	1.23E-04	1.40E-05	3.11E-05	3.33E-04	7.98E-05
Zirconium	1.41E-04	5.14E-10	1.20E-09	1.66E-10		5.05E-10	1.21E-10
1,2-Dichlorobenzene	9.89E-07	1.84E-10	2.47E-10				
1,2-Dichloroethene	2.35E-04	5.27E-12	7.09E-12				
1,3,5-Trimethylbenzene	3.12E-06	2.57E-09	3.45E-09				
1,4-Dichlorobenzene	1.08E-06	2.00E-10	2.69E-10				
4-Bromofluorobenzene							
4-Methyl-2-pentanone	5.97E-04	1.63E-10	2.19E-10				
Acetone	3.47E-03	5.99E-12	8.05E-12				
Acrylonitrile	2.30E-03	2.28E-11	3.07E-11				
Benzene	3.24E-05	1.62E-10	2.17E-10				
Bis(2-ethylhexyl)phthalate	7.74E-05	5.42E-07	7.29E-07				
Bromomethane	7.47E-05	2.04E-11	2.74E-11				
Carbazole	1.39E-04	7.01E-08	9.43E-08				
Chloroform	6.99E-05	2.57E-10	3.45E-10				
Chloromethane	2.07E-04	2.09E-11	2.81E-11				
Chrysene	8.57E-06	3.86E-07	5.19E-07				
Di-n-butyl phthalate	8.19E-05	5.73E-07	7.71E-07				
Dimethylbenzene	5.34E-05	7.69E-09	1.03E-08				
Ethanol							
Ethylbenzene	1.89E-05	1.62E-09	2.17E-09				

Table 3.44b Chronic daily intakes for systemic toxicity for biota consumption by an adult resident (continued)

----- AREA_CODE=i MEDIA=RGa Groundwater -----
(continued)

Analyte	Ingestion of vegetables	Ingestion of beef	Ingestion of milk	Ingestion of eggs	Ingestion of pork	Ingestion of turkey	Ingestion of chicken
Methylene chloride	2.39E-04	9.12E-11	1.23E-10				
PCB-1254	6.02E-06	5.43E-07	7.31E-07				
Polychlorinated biphenyl	1.42E-06	1.28E-07	1.73E-07				
Tetrachloroethene	4.70E-05	1.02E-09	1.38E-09				
Trichloroethene	1.08E-04	1.32E-09	1.77E-09				
Vinyl chloride	6.05E-05	3.23E-11	4.34E-11				
m,p-Xylene	9.73E-07	1.40E-10	1.88E-10				
trans-1,3-Dichloropropene							
Americium-241							
Cesium-137							
Cobalt-60							
Radium-226							
Radon-222							
Technetium-99							

----- AREA_CODE=i MEDIA=UCRS Groundwater -----

Analyte	Ingestion of vegetables	Ingestion of beef	Ingestion of milk	Ingestion of eggs	Ingestion of pork	Ingestion of turkey	Ingestion of chicken
Aluminum	7.21E-02	3.92E-04	2.22E-04				
Antimony	2.11E-04	2.99E-08	7.94E-08				
Arsenic	9.63E-05	6.81E-07	8.70E-08				
Barium	4.19E-03	3.02E-06	3.08E-05	2.19E-05		2.23E-06	5.34E-07
Cadmium	1.29E-04	1.36E-07	1.44E-06	5.47E-08	3.64E-07	4.45E-06	1.07E-06
Chromium	4.04E-04	1.32E-05	6.25E-08				
Cobalt	3.84E-04	1.31E-07	3.90E-07	2.11E-07	1.87E-07	4.29E-05	1.03E-05
Copper	4.88E-03	1.31E-04	9.26E-05	1.17E-05	2.28E-05	1.19E-04	2.85E-05
Fluoride							
Iron	7.83E-02	5.68E-03	3.63E-05	4.58E-04	5.28E-04	4.66E-03	1.12E-03
Lead	8.13E-04	1.18E-06	3.76E-06				
Manganese	2.23E-02	3.40E-05	8.69E-06	6.58E-06	1.75E-05	5.58E-05	1.34E-05
Mercury	3.13E-06	6.21E-08	1.24E-08			3.05E-09	7.33E-10
Nickel	8.61E-04	1.37E-05	1.87E-04				
Silica							
Silver	2.66E-04	2.90E-06	2.05E-07		1.38E-06	3.17E-05	7.60E-06
Sulfate							
Tetraoxo-sulfate(1-)							
Thallium	1.16E-04	1.68E-05	3.59E-06				
Uranium	1.60E-04	1.74E-07	9.86E-07	9.34E-07	2.57E-06	9.50E-06	2.28E-06
Vanadium	4.30E-03	3.89E-05	1.32E-06				
Zinc	7.09E-03	1.49E-03	6.33E-04	7.20E-05	1.60E-04	1.71E-03	4.10E-04
Benzene	7.99E-05	3.99E-10	5.37E-10				
Bromodichloromethane	8.18E-05	4.09E-10	5.50E-10				
Chloroform	9.97E-05	3.66E-10	4.93E-10				
Dibromochloromethane	6.02E-05	4.07E-10	5.47E-10				
Ethanol							
Methylene chloride	2.89E-04	1.10E-10	1.49E-10				
Trichloroethene	8.98E-05	1.10E-09	1.48E-09				
Cesium-137							
Cobalt-60							
Radium-226							
Radon-222							
Technetium-99							

Table 3.44b Chronic daily intakes for systemic toxicity for biota consumption by an adult resident (continued)

----- AREA_CODE=j MEDIA=McNairy Groundwater -----

Analyte	Ingestion of vegetables	Ingestion of beef	Ingestion of milk	Ingestion of eggs	Ingestion of pork	Ingestion of turkey	Ingestion of chicken
Aluminum	2.89E-02	1.57E-04	8.92E-05				
Arsenic	1.24E-03	8.77E-06	1.12E-06				
Manganese	5.08E-02	7.76E-05	1.98E-05	1.50E-05	4.00E-05	1.27E-04	3.05E-05
Molybdenum Sulfate	5.44E-03	1.62E-05	1.17E-04	2.35E-05		2.65E-04	6.37E-05

----- AREA_CODE=j MEDIA=RGA Groundwater -----

Analyte	Ingestion of vegetables	Ingestion of beef	Ingestion of milk	Ingestion of eggs	Ingestion of pork	Ingestion of turkey	Ingestion of chicken
Aluminum	4.82E-02	2.62E-04	1.49E-04				
Arsenic	6.23E-05	4.41E-07	5.63E-08				
Iron	6.58E-02	4.77E-03	3.05E-05	3.85E-04	4.44E-04	3.92E-03	9.40E-04
Manganese	3.96E-02	6.05E-05	1.54E-05	1.17E-05	3.12E-05	9.92E-05	2.38E-05
Molybdenum Sulfate	2.14E-03	6.37E-06	4.61E-05	9.24E-06		1.04E-04	2.51E-05
Thallium	1.03E-03	1.49E-04	3.17E-05				
Vanadium	1.35E-03	1.22E-05	4.17E-07				

----- AREA_CODE=k MEDIA=Other Groundwater -----

Analyte	Ingestion of vegetables	Ingestion of beef	Ingestion of milk	Ingestion of eggs	Ingestion of pork	Ingestion of turkey	Ingestion of chicken
Aluminum	1.18E-01	6.42E-04	3.64E-04				
Ammonia as Nitrogen	1.28E+00	5.22E-09	7.02E-09				
Antimony	7.60E-04	1.07E-07	2.86E-07				
Arsenic	3.93E-05	2.78E-07	3.55E-08				
Barium	1.37E-03	9.90E-07	1.01E-05	7.18E-06		7.31E-07	1.75E-07
Beryllium	8.48E-05	3.06E-07	1.17E-09				
Cadmium	3.12E-04	3.29E-07	3.50E-06	1.33E-07	8.82E-07	1.08E-05	2.59E-06
Chromium	3.82E-04	1.25E-05	5.90E-08				
Cobalt	7.94E-04	2.71E-07	8.07E-07	4.37E-07	3.88E-07	8.89E-05	2.13E-05
Fluoride							
Iron	2.29E+00	1.66E-01	1.06E-03	1.34E-02	1.55E-02	1.36E-01	3.28E-02
Kjeldahl Nitrogen							
Lead	2.17E-03	3.15E-06	1.01E-05				
Manganese	1.98E-01	3.02E-04	7.72E-05	5.85E-05	1.56E-04	4.96E-04	1.19E-04
Mercury	2.80E-06	5.55E-08	1.11E-08			2.73E-09	6.56E-10
Nickel	1.56E-03	2.49E-05	3.39E-04				
Nitrate as Nitrogen							
Silica							
Strontium Sulfate Sulfide	1.34E-02	2.48E-04	3.70E-04	1.00E-05	8.89E-05	4.08E-05	9.78E-06
Tetraoxo-sulfate(1-)							
Tin	1.35E-04	2.68E-06	1.14E-06				
Uranium	4.71E-05	5.12E-08	2.91E-07	2.75E-07	7.57E-07	2.80E-06	6.72E-07
Vanadium	1.94E-03	1.76E-05	5.99E-07				
Zinc	2.38E-03	5.01E-04	2.13E-04	2.42E-05	5.37E-05	5.75E-04	1.38E-04
1,1-Dichloroethane	6.95E-04	1.36E-09	1.83E-09				
1,1-Dichloroethene	1.10E-03	2.16E-09	2.91E-09				
1,2-Dichloroethene	1.65E-02	3.70E-10	4.98E-10				
Acetone	2.14E-02	3.70E-11	4.97E-11				
Di-n-butyl phthalate	8.11E-05	5.68E-07	7.64E-07				

Table 3.44b Chronic daily intakes for systemic toxicity for biota consumption by an adult resident (continued)

----- AREA_CODE=k MEDIA=Other Groundwater -----
(continued)

Analyte	Ingestion of vegetables	Ingestion of beef	Ingestion of milk	Ingestion of eggs	Ingestion of pork	Ingestion of turkey	Ingestion of chicken
Methylene chloride	2.98E-04	1.14E-10	1.53E-10				
Naphthalene	2.40E-04	3.46E-08	4.65E-08				
Phenanthrene	2.96E-05	1.02E-07	1.38E-07				
Trichloroethene	8.56E-04	1.05E-08	1.41E-08				
Vinyl chloride	9.08E-04	4.84E-10	6.51E-10				
cis-1,2-Dichloroethene	3.61E-03	9.71E-09	1.31E-08				
Neptunium-237							
Radium-226							
Radon-222							
Technetium-99							
Thorium-228							
Uranium-234							
Uranium-235							
Uranium-238							

----- AREA_CODE=l MEDIA=McNairy Groundwater -----

Analyte	Ingestion of vegetables	Ingestion of beef	Ingestion of milk	Ingestion of eggs	Ingestion of pork	Ingestion of turkey	Ingestion of chicken
Aluminum	5.44E-03	2.96E-05	1.68E-05				
Antimony	1.36E-03	1.92E-07	5.12E-07				
Nitrate as Nitrogen							
Silica							
Tetraoxo-sulfate(1-)							
Thallium	5.40E-03	7.83E-04	1.67E-04				
Zinc	3.00E-03	6.30E-04	2.68E-04	3.05E-05	6.76E-05	7.23E-04	1.73E-04
Trichloroethene	1.17E-02	1.43E-07	1.92E-07				
Technetium-99							

----- AREA_CODE=l MEDIA=Other Groundwater -----

Analyte	Ingestion of vegetables	Ingestion of beef	Ingestion of milk	Ingestion of eggs	Ingestion of pork	Ingestion of turkey	Ingestion of chicken
Methylene chloride	3.36E-04	1.28E-10	1.72E-10				

----- AREA_CODE=l MEDIA=RGa Groundwater -----

Analyte	Ingestion of vegetables	Ingestion of beef	Ingestion of milk	Ingestion of eggs	Ingestion of pork	Ingestion of turkey	Ingestion of chicken
Aluminum	2.27E-02	1.23E-04	7.01E-05				
Arsenic	4.73E-05	3.34E-07	4.27E-08				
Barium	3.34E-03	2.41E-06	2.46E-05	1.75E-05		1.78E-06	4.27E-07
Beryllium	8.44E-05	3.04E-07	1.17E-09				
Cadmium	1.84E-04	1.93E-07	2.06E-06	7.80E-08	5.19E-07	6.34E-06	1.52E-06
Chromium	8.03E-04	2.62E-05	1.24E-07				
Cobalt	3.88E-04	1.32E-07	3.95E-07	2.14E-07	1.90E-07	4.35E-05	1.04E-05
Fluoride							
Iron	7.48E-02	5.43E-03	3.47E-05	4.38E-04	5.05E-04	4.45E-03	1.07E-03
Lead	7.01E-04	1.02E-06	3.25E-06				
Manganese	6.66E-03	1.02E-05	2.60E-06	1.97E-06	5.24E-06	1.67E-05	4.00E-06
Mercury	7.76E-06	1.54E-07	3.08E-08			7.58E-09	1.82E-09

Table 3.44b Chronic daily intakes for systemic toxicity for biota consumption by an adult resident (continued)

----- AREA_CODE=1 MEDIA=RGa Groundwater -----
(continued)

Analyte	Ingestion of vegetables	Ingestion of beef	Ingestion of milk	Ingestion of eggs	Ingestion of pork	Ingestion of turkey	Ingestion of chicken
Molybdenum	4.99E-04	1.49E-06	1.07E-05	2.16E-06		2.44E-05	5.85E-06
Nitrate as Nitrogen							
Selenium	6.82E-05	1.94E-05	8.27E-06	2.82E-06	4.45E-06	2.87E-05	6.88E-06
Silica							
Sulfate							
Tetraoxo-sulfate(1-)							
Thallium	1.03E-03	1.49E-04	3.17E-05				
Tin	5.97E-03	1.19E-04	5.05E-05				
Uranium	6.64E-05	7.22E-08	4.10E-07	3.88E-07	1.07E-06	3.95E-06	9.48E-07
Vanadium	6.33E-04	5.73E-06	1.95E-07				
Zinc	6.71E-04	1.41E-04	6.00E-05	6.82E-06	1.51E-05	1.62E-04	3.89E-05
1,1,2-Trichloroethane	6.99E-05	2.57E-10	3.45E-10				
1,1-Dichloroethene	2.69E-03	5.27E-09	7.08E-09				
1,2-Dichloroethane	6.02E-05	4.47E-11	6.01E-11				
Acetone	6.99E-03	1.20E-11	1.62E-11				
Bis(2-ethylhexyl)phthalate	2.91E-05	2.04E-07	2.74E-07				
Butyl benzyl phthalate	1.46E-05	1.02E-07	1.37E-07				
Carbon tetrachloride	3.41E-03	1.30E-07	1.74E-07				
Chlorobenzene	4.26E-05	1.62E-09	2.18E-09				
Chloroform	4.89E-04	1.80E-09	2.42E-09				
Di-n-butyl phthalate	1.92E-04	1.35E-06	1.81E-06				
Dimethylbenzene	1.35E-02	1.94E-06	2.61E-06				
Ethane							
Ethylbenzene	8.06E-03	6.88E-07	9.25E-07				
Ethylene							
Methylene chloride	8.39E-04	3.20E-10	4.30E-10				
Tetrachloroethene	7.51E-03	1.64E-07	2.20E-07				
Trichloroethene	3.67E-01	4.50E-06	6.05E-06				
Vinyl chloride	2.75E-01	1.47E-07	1.97E-07				
cis-1,2-Dichloroethene	8.64E-02	2.32E-07	3.12E-07				
trans-1,2-Dichloroethene	2.07E-01	4.65E-09	6.26E-09				
Americium-241							
Cesium-137							
Cobalt-60							
Neptunium-237							
Plutonium-239							
Radium-226							
Radon-222							
Technetium-99							
Thorium-230							
Uranium-234							
Uranium-235							
Uranium-235/236							
Uranium-238							

----- AREA_CODE=1 MEDIA=UCRS Groundwater -----

Analyte	Ingestion of vegetables	Ingestion of beef	Ingestion of milk	Ingestion of eggs	Ingestion of pork	Ingestion of turkey	Ingestion of chicken
Aluminum	3.74E-02	2.03E-04	1.15E-04				
Ammonia as Nitrogen	2.25E-02	9.15E-11	1.23E-10				
Antimony	4.05E-04	5.73E-08	1.52E-07				
Arsenic	2.07E-04	1.46E-06	1.87E-07				
Barium	4.20E-03	3.03E-06	3.09E-05	2.20E-05		2.23E-06	5.36E-07
Beryllium	2.42E-05	8.73E-08	3.35E-10				
Cadmium	1.54E-04	1.62E-07	1.72E-06	6.53E-08	4.34E-07	5.31E-06	1.27E-06
Chromium	4.87E-04	1.59E-05	7.52E-08				

Table 3.44b Chronic daily intakes for systemic toxicity for biota consumption by an adult resident (continued)

----- AREA_CODE=1 MEDIA=UCRS Groundwater -----
(continued)

Analyte	Ingestion of vegetables	Ingestion of beef	Ingestion of milk	Ingestion of eggs	Ingestion of pork	Ingestion of turkey	Ingestion of chicken
Cobalt	3.64E-04	1.24E-07	3.70E-07	2.01E-07	1.78E-07	4.08E-05	9.79E-06
Fluoride							
Iron	6.74E-02	4.89E-03	3.12E-05	3.95E-04	4.55E-04	4.01E-03	9.63E-04
Kjeldahl Nitrogen							
Lead	6.60E-04	9.57E-07	3.05E-06				
Manganese	8.82E-03	1.35E-05	3.44E-06	2.61E-06	6.94E-06	2.21E-05	5.30E-06
Mercury	7.76E-06	1.54E-07	3.08E-08			7.58E-09	1.82E-09
Molybdenum	1.73E-04	5.14E-07	3.72E-06	7.46E-07		8.42E-06	2.02E-06
Nickel	2.17E-03	3.46E-05	4.71E-04				
Nitrate as Nitrogen							
Nitrate/Nitrite							
Orthophosphate							
Selenium	4.70E-05	1.34E-05	5.69E-06	1.94E-06	3.06E-06	1.97E-05	4.74E-06
Silica							
Strontium	2.85E-02	5.29E-04	7.88E-04	2.13E-05	1.89E-04	8.68E-05	2.08E-05
Sulfate							
Sulfide							
Tetraoxo-sulfate(1-)							
Thallium	7.89E-04	1.14E-04	2.43E-05				
Tin	6.72E-04	1.34E-05	5.68E-06				
Uranium	1.66E-04	1.81E-07	1.03E-06	9.72E-07	2.67E-06	9.88E-06	2.37E-06
Vanadium	1.10E-03	9.95E-06	3.39E-07				
Zinc	4.42E-04	9.29E-05	3.95E-05	4.50E-06	9.97E-06	1.07E-04	2.56E-05
1,1-Dichloroethene	8.27E-03	1.62E-08	2.18E-08				
1,2-Dichloroethane	1.09E-04	8.12E-11	1.09E-10				
1,2-Dichloroethene	6.52E-04	1.46E-11	1.97E-11				
2,4-Dimethylphenol	1.24E-04	1.13E-09	1.52E-09				
Benzene	2.52E-04	1.26E-09	1.70E-09				
Bis(2-ethylhexyl)phthalate	1.46E-05	1.02E-07	1.37E-07				
Chloroethane	4.96E-02	2.65E-08	3.56E-08				
Chloroform	5.94E-04	2.18E-09	2.94E-09				
Di-n-butyl phthalate	1.43E-05	1.00E-07	1.34E-07				
Dimethylbenzene	1.52E-02	2.18E-06	2.93E-06				
Ethane							
Ethylbenzene	9.10E-03	7.77E-07	1.04E-06				
Ethylene							
Fluorene	5.91E-05	1.27E-07	1.71E-07				
Isophorone	2.28E-04	3.24E-10	4.36E-10				
Methylene chloride	6.85E-04	2.61E-10	3.51E-10				
Naphthalene	2.51E-04	3.61E-08	4.86E-08				
Phenanthrene	5.75E-05	1.99E-07	2.67E-07				
Trichloroethene	8.79E-01	1.08E-05	1.45E-05				
Vinyl chloride	3.03E-01	1.61E-07	2.17E-07				
cis-1,2-Dichloroethene	1.86E-01	5.00E-07	6.72E-07				
trans-1,2-Dichloroethene	8.63E-02	1.94E-09	2.61E-09				
Americium-241							
Cobalt-60							
Neptunium-237							
Plutonium-239							
Radium-226							
Radon-222							
Technetium-99							
Thorium-228							
Uranium-234							
Uranium-235							
Uranium-235/236							
Uranium-238							

Table 3.44b Chronic daily intakes for systemic toxicity for biota consumption by an adult resident (continued)

----- AREA_CODE=m MEDIA=McNairy Groundwater -----

Analyte	Ingestion of vegetables	Ingestion of beef	Ingestion of milk	Ingestion of eggs	Ingestion of pork	Ingestion of turkey	Ingestion of chicken
Aluminum	9.31E-03	5.06E-05	2.87E-05				
Arsenic	8.20E-05	5.79E-07	7.40E-08				
Barium	2.83E-03	2.04E-06	2.09E-05	1.48E-05		1.51E-06	3.62E-07
Beryllium	9.69E-05	3.50E-07	1.34E-09				
Cadmium	3.61E-04	3.80E-07	4.04E-06	1.53E-07	1.02E-06	1.25E-05	2.99E-06
Chromium	1.17E-03	3.82E-05	1.81E-07				
Cobalt	4.53E-04	1.55E-07	4.61E-07	2.50E-07	2.21E-07	5.08E-05	1.22E-05
Fluoride							
Iron	4.26E-01	3.09E-02	1.98E-04	2.49E-03	2.88E-03	2.54E-02	6.09E-03
Manganese	8.07E-03	1.23E-05	3.15E-06	2.38E-06	6.35E-06	2.02E-05	4.85E-06
Mercury	8.87E-06	1.76E-07	3.53E-08			8.67E-09	2.08E-09
Molybdenum	6.24E-04	1.86E-06	1.34E-05	2.69E-06		3.04E-05	7.31E-06
Nickel	6.76E-04	1.08E-05	1.47E-04				
Silica							
Sulfate							
Tetraoxo-sulfate(1-)							
Uranium	2.76E-05	3.00E-08	1.70E-07	1.62E-07	4.44E-07	1.64E-06	3.94E-07
Vanadium	2.12E-03	1.92E-05	6.54E-07				
Zinc	9.63E-04	2.02E-04	8.61E-05	9.79E-06	2.17E-05	2.32E-04	5.57E-05
Trichloroethene	3.99E-05	4.88E-10	6.57E-10				
Neptunium-237							
Plutonium-239							
Radium-226							
Radon-222							
Technetium-99							
Thorium-230							

----- AREA_CODE=m MEDIA=Other Groundwater -----

Analyte	Ingestion of vegetables	Ingestion of beef	Ingestion of milk	Ingestion of eggs	Ingestion of pork	Ingestion of turkey	Ingestion of chicken
Aluminum	4.95E-02	2.69E-04	1.53E-04				
Ammonia as Nitrogen	1.28E+00	5.22E-09	7.02E-09				
Antimony	5.20E-04	7.35E-08	1.95E-07				
Arsenic	3.85E-05	2.72E-07	3.47E-08				
Barium	1.45E-03	1.04E-06	1.06E-05	7.56E-06		7.69E-07	1.84E-07
Beryllium	3.89E-05	1.40E-07	5.37E-10				
Cadmium	3.12E-04	3.29E-07	3.50E-06	1.33E-07	8.82E-07	1.08E-05	2.59E-06
Chromium	3.77E-04	1.23E-05	5.83E-08				
Cobalt	9.58E-04	3.27E-07	9.75E-07	5.28E-07	4.68E-07	1.07E-04	2.58E-05
Fluoride							
Iron	6.57E-01	4.77E-02	3.04E-04	3.85E-03	4.44E-03	3.91E-02	9.38E-03
Kjeldahl Nitrogen							
Lead	1.74E-03	2.52E-06	8.04E-06				
Manganese	6.70E-02	1.02E-04	2.61E-05	1.98E-05	5.27E-05	1.68E-04	4.03E-05
Mercury	4.69E-06	9.31E-08	1.86E-08			4.58E-09	1.10E-09
Nickel	1.02E-03	1.63E-05	2.21E-04				
Nitrate as Nitrogen							
Silica							
Strontium	1.34E-02	2.48E-04	3.70E-04	1.00E-05	8.89E-05	4.08E-05	9.78E-06
Sulfate							
Sulfide							
Tetraoxo-sulfate(1-)							
Thallium	1.06E-03	1.54E-04	3.28E-05				
Tin	1.35E-04	2.68E-06	1.14E-06				
Uranium	3.90E-05	4.24E-08	2.41E-07	2.28E-07	6.27E-07	2.32E-06	5.57E-07
Vanadium	1.55E-03	1.40E-05	4.77E-07				
Zinc	1.12E-03	2.35E-04	9.99E-05	1.14E-05	2.52E-05	2.70E-04	6.47E-05

Table 3.44b Chronic daily intakes for systemic toxicity for biota consumption by an adult resident (continued)

----- AREA_CODE=m MEDIA=Other Groundwater -----
(continued)

Analyte	Ingestion of vegetables	Ingestion of beef	Ingestion of milk	Ingestion of eggs	Ingestion of pork	Ingestion of turkey	Ingestion of chicken
1,1-Dichloroethane	6.87E-04	1.35E-09	1.81E-09				
1,1-Dichloroethene	1.09E-03	2.14E-09	2.87E-09				
1,2-Dichloroethene	1.65E-02	3.70E-10	4.98E-10				
Acetone	2.14E-02	3.70E-11	4.97E-11				
Di-n-butyl phthalate	8.11E-05	5.68E-07	7.64E-07				
Methylene chloride	2.98E-04	1.14E-10	1.53E-10				
Naphthalene	2.40E-04	3.46E-08	4.65E-08				
Phenanthrene	2.96E-05	1.02E-07	1.38E-07				
Trichloroethene	6.39E-04	7.82E-09	1.05E-08				
Vinyl chloride	9.08E-04	4.84E-10	6.51E-10				
cis-1,2-Dichloroethene	3.42E-03	9.19E-09	1.24E-08				
Neptunium-237							
Radium-226							
Radon-222							
Technetium-99							
Thorium-228							
Thorium-230							
Uranium-234							
Uranium-235							
Uranium-238							

----- AREA_CODE=m MEDIA=RGA Groundwater -----

Analyte	Ingestion of vegetables	Ingestion of beef	Ingestion of milk	Ingestion of eggs	Ingestion of pork	Ingestion of turkey	Ingestion of chicken
Aluminum	1.11E-02	6.02E-05	3.42E-05				
Antimony	1.15E-03	1.62E-07	4.31E-07				
Arsenic	3.83E-05	2.70E-07	3.45E-08				
Barium	1.40E-03	1.01E-06	1.03E-05	7.31E-06		7.43E-07	1.78E-07
Beryllium	1.02E-04	3.68E-07	1.41E-09				
Bicarbonate							
Boron	1.41E-02	1.09E-05	8.67E-05				
Cadmium	1.95E-04	2.05E-07	2.19E-06	8.28E-08	5.51E-07	6.74E-06	1.62E-06
Cerium							
Chromium	2.55E-03	8.34E-05	3.94E-07				
Cobalt	4.27E-04	1.46E-07	4.34E-07	2.35E-07	2.09E-07	4.78E-05	1.15E-05
Copper	5.06E-04	1.36E-05	9.61E-06	1.21E-06	2.37E-06	1.23E-05	2.96E-06
Fluoride							
Gallium							
Iron	3.51E-02	2.55E-03	1.63E-05	2.05E-04	2.37E-04	2.09E-03	5.01E-04
Lead	7.22E-04	1.05E-06	3.34E-06				
Lithium	5.75E-04	2.05E-05	1.75E-04				
Manganese	1.78E-03	2.72E-06	6.93E-07	5.26E-07	1.40E-06	4.45E-06	1.07E-06
Mercury	3.21E-06	6.37E-08	1.27E-08			3.14E-09	7.52E-10
Molybdenum	4.95E-04	1.47E-06	1.07E-05	2.14E-06		2.41E-05	5.79E-06
Nickel	1.05E-03	1.67E-05	2.28E-04				
Nitrate as Nitrogen							
Selenium	4.58E-05	1.30E-05	5.55E-06	1.89E-06	2.99E-06	1.93E-05	4.62E-06
Silica							
Silver	3.23E-04	3.52E-06	2.50E-07		1.68E-06	3.85E-05	9.24E-06
Sulfate							
Tetraoxo-sulfate(1-)							
Thallium	1.54E-03	2.23E-04	4.75E-05				
Thorium							
Titanium	5.16E-04	5.60E-05	7.95E-05				
Uranium	1.63E-05	1.77E-08	1.01E-07	9.52E-08	2.62E-07	9.68E-07	2.32E-07
Vanadium	8.97E-04	8.11E-06	2.76E-07				

Table 3.44b Chronic daily intakes for systemic toxicity for biota consumption by an adult resident (continued)

----- AREA_CODE=m MEDIA=RGA Groundwater -----
(continued)

Analyte	Ingestion of vegetables	Ingestion of beef	Ingestion of milk	Ingestion of eggs	Ingestion of pork	Ingestion of turkey	Ingestion of chicken
Zinc	1.38E-03	2.89E-04	1.23E-04	1.40E-05	3.11E-05	3.32E-04	7.98E-05
Zirconium	1.41E-04	5.14E-10	1.20E-09	1.66E-10		5.05E-10	1.21E-10
1,1-Dichloroethene	8.27E-04	1.62E-09	2.18E-09				
1,2-Dichlorobenzene	9.89E-07	1.84E-10	2.47E-10				
1,2-Dichloroethene	3.36E-04	7.56E-12	1.02E-11				
1,3,5-Trimethylbenzene	3.12E-06	2.57E-09	3.45E-09				
1,4-Dichlorobenzene	1.08E-06	2.00E-10	2.69E-10				
2-Butanone	2.58E-03	2.76E-11	3.71E-11				
4-Bromofluorobenzene							
4-Methyl-2-pentanone	6.75E-04	1.84E-10	2.47E-10				
Acetone	4.81E-03	8.30E-12	1.12E-11				
Acrylonitrile	2.30E-03	2.28E-11	3.07E-11				
Benzene	3.24E-05	1.62E-10	2.17E-10				
Bis(2-ethylhexyl)phthalate	8.71E-05	6.10E-07	8.20E-07				
Bromomethane	7.47E-05	2.04E-11	2.74E-11				
Carbazole	1.84E-04	9.29E-08	1.25E-07				
Carbon tetrachloride	1.28E-05	4.86E-10	6.54E-10				
Chloroform	6.99E-05	2.57E-10	3.45E-10				
Chloromethane	2.07E-04	2.09E-11	2.81E-11				
Chrysene	8.57E-06	3.86E-07	5.19E-07				
Di-n-butyl phthalate	8.67E-05	6.07E-07	8.16E-07				
Dimethylbenzene	1.07E-04	1.54E-08	2.07E-08				
Ethanol							
Ethylbenzene	1.89E-05	1.62E-09	2.17E-09				
Methylene chloride	2.42E-04	9.23E-11	1.24E-10				
PCB-1254	6.02E-06	5.43E-07	7.31E-07				
Polychlorinated biphenyl	1.42E-06	1.28E-07	1.73E-07				
Tetrachloroethene	4.70E-05	1.02E-09	1.38E-09				
Trichloroethene	1.54E-02	1.89E-07	2.54E-07				
Vinyl chloride	6.05E-05	3.23E-11	4.34E-11				
cis-1,2-Dichloroethene	8.35E-04	2.24E-09	3.02E-09				
m,p-Xylene	9.73E-07	1.40E-10	1.88E-10				
trans-1,2-Dichloroethene	8.63E-04	1.94E-11	2.61E-11				
trans-1,3-Dichloropropene							
Americium-241							
Cesium-137							
Cobalt-60							
Neptunium-237							
Plutonium-239							
Radium-226							
Radon-222							
Technetium-99							
Thorium-230							

----- AREA_CODE=m MEDIA=UCRS Groundwater -----

Analyte	Ingestion of vegetables	Ingestion of beef	Ingestion of milk	Ingestion of eggs	Ingestion of pork	Ingestion of turkey	Ingestion of chicken
Aluminum	4.77E-02	2.59E-04	1.47E-04				
Antimony	8.35E-04	1.18E-07	3.14E-07				
Arsenic	5.82E-05	4.12E-07	5.25E-08				
Barium	4.01E-03	2.89E-06	2.95E-05	2.10E-05		2.13E-06	5.12E-07
Cadmium	1.97E-04	2.07E-07	2.20E-06	8.36E-08	5.56E-07	6.80E-06	1.63E-06
Chromium	4.18E-04	1.37E-05	6.46E-08				
Cobalt	3.97E-04	1.35E-07	4.04E-07	2.19E-07	1.94E-07	4.44E-05	1.07E-05
Copper	2.26E-03	6.05E-05	4.29E-05	5.42E-06	1.06E-05	5.52E-05	1.32E-05
Fluoride							

Table 3.44b Chronic daily intakes for systemic toxicity for biota consumption by an adult resident (continued)

----- AREA_CODE=m MEDIA=UCRS Groundwater -----
(continued)

Analyte	Ingestion of vegetables	Ingestion of beef	Ingestion of milk	Ingestion of eggs	Ingestion of pork	Ingestion of turkey	Ingestion of chicken
Iron	5.86E-02	4.25E-03	2.71E-05	3.43E-04	3.95E-04	3.49E-03	8.37E-04
Lead	7.29E-04	1.06E-06	3.37E-06				
Manganese	3.45E-03	5.26E-06	1.34E-06	1.02E-06	2.71E-06	8.63E-06	2.07E-06
Mercury	2.97E-06	5.91E-08	1.18E-08			2.91E-09	6.97E-10
Nickel	9.97E-04	1.59E-05	2.17E-04				
Nitrate as Nitrogen							
Silica							
Silver	2.92E-04	3.18E-06	2.25E-07		1.52E-06	3.47E-05	8.34E-06
Sulfate							
Tetraoxo-sulfate(1-)							
Thallium	1.16E-04	1.68E-05	3.59E-06				
Uranium	9.00E-04	9.79E-07	5.55E-06	5.26E-06	1.45E-05	5.35E-05	1.28E-05
Vanadium	3.22E-03	2.91E-05	9.92E-07				
Zinc	3.96E-03	8.31E-04	3.54E-04	4.02E-05	8.92E-05	9.54E-04	2.29E-04
Benzene	1.02E-04	5.11E-10	6.87E-10				
Bromodichloromethane	2.91E-04	1.46E-09	1.96E-09				
Chloroform	3.75E-04	1.38E-09	1.85E-09				
Dibromochloromethane	6.02E-05	4.07E-10	5.47E-10				
Ethanol							
Methylene chloride	2.85E-04	1.09E-10	1.46E-10				
Trichloroethene	9.89E-05	1.21E-09	1.63E-09				
Cesium-137							
Cobalt-60							
Neptunium-237							
Plutonium-239							
Radium-226							
Radon-222							
Technetium-99							

----- AREA_CODE=n MEDIA=McNairy Groundwater -----

Analyte	Ingestion of vegetables	Ingestion of beef	Ingestion of milk	Ingestion of eggs	Ingestion of pork	Ingestion of turkey	Ingestion of chicken
Aluminum	2.19E-02	1.19E-04	6.75E-05				
Antimony	1.19E-03	1.68E-07	4.47E-07				
Arsenic	6.80E-05	4.80E-07	6.13E-08				
Barium	2.68E-03	1.93E-06	1.97E-05	1.40E-05		1.43E-06	3.42E-07
Beryllium	9.77E-05	3.52E-07	1.35E-09				
Cadmium	3.72E-04	3.92E-07	4.17E-06	1.58E-07	1.05E-06	1.29E-05	3.08E-06
Chromium	4.51E-04	1.47E-05	6.97E-08				
Cobalt	4.49E-04	1.53E-07	4.56E-07	2.47E-07	2.19E-07	5.02E-05	1.21E-05
Fluoride							
Iron	1.27E-01	9.18E-03	5.86E-05	7.41E-04	8.54E-04	7.53E-03	1.81E-03
Manganese	6.41E-03	9.78E-06	2.50E-06	1.89E-06	5.04E-06	1.60E-05	3.85E-06
Mercury	6.23E-06	1.24E-07	2.47E-08			6.08E-09	1.46E-09
Molybdenum	6.01E-04	1.79E-06	1.29E-05	2.60E-06		2.93E-05	7.04E-06
Nickel	6.81E-04	1.09E-05	1.48E-04				
Nitrate as Nitrogen							
Silica							
Sulfate							
Tetraoxo-sulfate(1-)							
Thallium	1.26E-03	1.83E-04	3.89E-05				
Uranium	2.38E-05	2.59E-08	1.47E-07	1.39E-07	3.83E-07	1.42E-06	3.40E-07
Vanadium	1.68E-03	1.52E-05	5.18E-07				
Zinc	1.55E-03	3.26E-04	1.39E-04	1.58E-05	3.50E-05	3.74E-04	8.99E-05
Trichloroethene	4.39E-03	5.38E-08	7.23E-08				
Neptunium-237							

Table 3.44b Chronic daily intakes for systemic toxicity for biota consumption by an adult resident (continued)

----- AREA_CODE=n MEDIA=McNairy Groundwater -----
(continued)

Analyte	Ingestion of vegetables	Ingestion of beef	Ingestion of milk	Ingestion of eggs	Ingestion of pork	Ingestion of turkey	Ingestion of chicken
Plutonium-239							
Radium-226							
Radon-222							
Technetium-99							
Thorium-230							

----- AREA_CODE=n MEDIA=Other Groundwater -----

Analyte	Ingestion of vegetables	Ingestion of beef	Ingestion of milk	Ingestion of eggs	Ingestion of pork	Ingestion of turkey	Ingestion of chicken
Aluminum	4.95E-02	2.69E-04	1.53E-04				
Ammonia as Nitrogen	1.28E+00	5.22E-09	7.02E-09				
Antimony	5.20E-04	7.35E-08	1.95E-07				
Arsenic	3.85E-05	2.72E-07	3.47E-08				
Barium	1.45E-03	1.04E-06	1.06E-05	7.56E-06		7.69E-07	1.84E-07
Beryllium	3.89E-05	1.40E-07	5.37E-10				
Cadmium	3.12E-04	3.29E-07	3.50E-06	1.33E-07	8.82E-07	1.08E-05	2.59E-06
Chromium	3.77E-04	1.23E-05	5.83E-08				
Cobalt	9.58E-04	3.27E-07	9.75E-07	5.28E-07	4.68E-07	1.07E-04	2.58E-05
Fluoride							
Iron	6.57E-01	4.77E-02	3.04E-04	3.85E-03	4.44E-03	3.91E-02	9.38E-03
Kjeldahl Nitrogen							
Lead	1.74E-03	2.52E-06	8.04E-06				
Manganese	6.70E-02	1.02E-04	2.61E-05	1.98E-05	5.27E-05	1.68E-04	4.03E-05
Mercury	4.69E-06	9.31E-08	1.86E-08			4.58E-09	1.10E-09
Nickel	1.02E-03	1.63E-05	2.21E-04				
Nitrate as Nitrogen							
Silica							
Strontium	1.34E-02	2.48E-04	3.70E-04	1.00E-05	8.89E-05	4.08E-05	9.78E-06
Sulfate							
Sulfide							
Tetraoxo-sulfate(1-)							
Thallium	1.06E-03	1.54E-04	3.28E-05				
Tin	1.35E-04	2.68E-06	1.14E-06				
Uranium	3.90E-05	4.24E-08	2.41E-07	2.28E-07	6.27E-07	2.32E-06	5.57E-07
Vanadium	1.55E-03	1.40E-05	4.77E-07				
Zinc	1.12E-03	2.35E-04	9.99E-05	1.14E-05	2.52E-05	2.70E-04	6.47E-05
1,1-Dichloroethane	6.79E-04	1.33E-09	1.79E-09				
1,1-Dichloroethene	1.08E-03	2.11E-09	2.84E-09				
1,2-Dichloroethene	1.39E-02	3.13E-10	4.21E-10				
Acetone	2.14E-02	3.70E-11	4.97E-11				
Di-n-butyl phthalate	8.11E-05	5.68E-07	7.64E-07				
Methylene chloride	2.85E-04	1.09E-10	1.46E-10				
Naphthalene	2.40E-04	3.46E-08	4.65E-08				
Phenanthrene	2.96E-05	1.02E-07	1.38E-07				
Trichloroethene	6.34E-04	7.76E-09	1.04E-08				
Vinyl chloride	9.08E-04	4.84E-10	6.51E-10				
cis-1,2-Dichloroethene	3.42E-03	9.19E-09	1.24E-08				
Neptunium-237							
Radium-226							
Radon-222							
Technetium-99							
Thorium-228							
Thorium-230							
Uranium-234							
Uranium-235							
Uranium-238							

Table 3.44b Chronic daily intakes for systemic toxicity for biota consumption by an adult resident (continued)

----- AREA_CODE=n MEDIA=RGA Groundwater -----							
Analyte	Ingestion of vegetables	Ingestion of beef	Ingestion of milk	Ingestion of eggs	Ingestion of pork	Ingestion of turkey	Ingestion of chicken
Aluminum	1.48E-02	8.05E-05	4.57E-05				
Antimony	1.12E-03	1.58E-07	4.20E-07				
Arsenic	4.17E-05	2.95E-07	3.77E-08				
Barium	1.41E-03	1.01E-06	1.03E-05	7.35E-06		7.47E-07	1.79E-07
Beryllium	9.61E-05	3.47E-07	1.33E-09				
Bicarbonate							
Boron	1.41E-02	1.09E-05	8.67E-05				
Cadmium	1.85E-04	1.95E-07	2.08E-06	7.87E-08	5.24E-07	6.41E-06	1.54E-06
Cerium							
Chromium	1.74E-03	5.68E-05	2.68E-07				
Cobalt	4.13E-04	1.41E-07	4.20E-07	2.28E-07	2.02E-07	4.63E-05	1.11E-05
Copper	4.43E-04	1.19E-05	8.41E-06	1.06E-06	2.07E-06	1.08E-05	2.59E-06
Fluoride							
Gallium							
Iron	4.50E-02	3.26E-03	2.08E-05	2.63E-04	3.04E-04	2.68E-03	6.42E-04
Lead	6.99E-04	1.01E-06	3.24E-06				
Lithium	5.75E-04	2.05E-05	1.75E-04				
Manganese	3.65E-03	5.57E-06	1.42E-06	1.08E-06	2.87E-06	9.14E-06	2.19E-06
Mercury	7.25E-06	1.44E-07	2.88E-08			7.09E-09	1.70E-09
Molybdenum	4.92E-04	1.46E-06	1.06E-05	2.12E-06		2.40E-05	5.76E-06
Nickel	1.02E-03	1.63E-05	2.22E-04				
Nitrate as Nitrogen							
Selenium	5.56E-05	1.58E-05	6.74E-06	2.30E-06	3.63E-06	2.34E-05	5.61E-06
Silica							
Silver	3.29E-04	3.58E-06	2.54E-07		1.71E-06	3.92E-05	9.40E-06
Sulfate							
Tetraoxo-sulfate(1-)							
Thallium	1.41E-03	2.05E-04	4.36E-05				
Thorium							
Tin	1.03E-03	2.05E-05	8.73E-06				
Titanium	5.16E-04	5.60E-05	7.95E-05				
Uranium	3.74E-05	4.07E-08	2.31E-07	2.19E-07	6.02E-07	2.23E-06	5.34E-07
Vanadium	8.28E-04	7.49E-06	2.55E-07				
Zinc	1.18E-03	2.48E-04	1.06E-04	1.20E-05	2.66E-05	2.85E-04	6.83E-05
Zirconium	1.41E-04	5.14E-10	1.20E-09	1.66E-10		5.05E-10	1.21E-10
1,1,2-Trichloroethane	6.99E-05	2.57E-10	3.45E-10				
1,1-Dichloroethene	2.69E-03	5.27E-09	7.08E-09				
1,2-Dichlorobenzene	9.89E-07	1.84E-10	2.47E-10				
1,2-Dichloroethane	6.02E-05	4.47E-11	6.01E-11				
1,2-Dichloroethene	3.10E-04	6.97E-12	9.38E-12				
1,3,5-Trimethylbenzene	3.12E-06	2.57E-09	3.45E-09				
1,4-Dichlorobenzene	1.08E-06	2.00E-10	2.69E-10				
2-Butanone	2.11E-02	2.25E-10	3.03E-10				
4-Bromofluorobenzene							
4-Methyl-2-pentanone	1.27E-03	3.46E-10	4.65E-10				
Acetone	4.02E-02	6.92E-11	9.31E-11				
Acrylonitrile	2.30E-03	2.28E-11	3.07E-11				
Benzene	3.24E-05	1.62E-10	2.17E-10				
Bis(2-ethylhexyl)phthalate	7.89E-05	5.53E-07	7.43E-07				
Bromomethane	7.47E-05	2.04E-11	2.74E-11				
Butyl benzyl phthalate	1.46E-05	1.02E-07	1.37E-07				
Carbazole	9.25E-05	4.68E-08	6.29E-08				
Carbon tetrachloride	3.41E-03	1.30E-07	1.74E-07				
Chlorobenzene	4.26E-05	1.62E-09	2.18E-09				
Chloroform	4.89E-04	1.80E-09	2.42E-09				
Chloromethane	2.07E-04	2.09E-11	2.81E-11				
Chrysene	8.57E-06	3.86E-07	5.19E-07				
Di-n-butyl phthalate	1.43E-04	1.00E-06	1.35E-06				
Dimethylbenzene	5.79E-03	8.33E-07	1.12E-06				
Ethane							
Ethanol							

Table 3.44b Chronic daily intakes for systemic toxicity for biota consumption by an adult resident (continued)

----- AREA_CODE=n MEDIA=RGA Groundwater -----
(continued)

Analyte	Ingestion of vegetables	Ingestion of beef	Ingestion of milk	Ingestion of eggs	Ingestion of pork	Ingestion of turkey	Ingestion of chicken
Ethylbenzene	3.51E-03	2.99E-07	4.03E-07				
Ethylene							
Methylene chloride	2.95E-03	1.13E-09	1.51E-09				
PCB-1254	6.36E-06	5.74E-07	7.71E-07				
Polychlorinated biphenyl	1.42E-06	1.28E-07	1.73E-07				
Tetrachloroethene	7.51E-03	1.64E-07	2.20E-07				
Trichloroethene	1.77E-01	2.16E-06	2.91E-06				
Vinyl chloride	1.06E-01	5.64E-08	7.59E-08				
cis-1,2-Dichloroethene	3.52E-02	9.46E-08	1.27E-07				
m,p-Xylene	1.73E-06	2.49E-10	3.35E-10				
trans-1,2-Dichloroethene	1.54E-01	3.45E-09	4.64E-09				
trans-1,3-Dichloropropene							
Americium-241							
Cesium-137							
Cobalt-60							
Neptunium-237							
Plutonium-239							
Radium-226							
Radon-222							
Technetium-99							
Thorium-230							
Uranium-234							
Uranium-235							
Uranium-235/236							
Uranium-238							

----- AREA_CODE=n MEDIA=UCRS Groundwater -----

Analyte	Ingestion of vegetables	Ingestion of beef	Ingestion of milk	Ingestion of eggs	Ingestion of pork	Ingestion of turkey	Ingestion of chicken
Aluminum	3.69E-02	2.01E-04	1.14E-04				
Ammonia as Nitrogen	2.25E-02	9.15E-11	1.23E-10				
Antimony	7.22E-04	1.02E-07	2.72E-07				
Arsenic	1.76E-04	1.25E-06	1.59E-07				
Barium	3.96E-03	2.86E-06	2.92E-05	2.07E-05		2.11E-06	5.06E-07
Beryllium	2.42E-05	8.73E-08	3.35E-10				
Cadmium	1.57E-04	1.65E-07	1.75E-06	6.65E-08	4.42E-07	5.41E-06	1.30E-06
Chromium	4.68E-04	1.53E-05	7.23E-08				
Cobalt	3.69E-04	1.26E-07	3.76E-07	2.03E-07	1.80E-07	4.14E-05	9.93E-06
Copper	8.37E-04	2.24E-05	1.59E-05	2.01E-06	3.92E-06	2.04E-05	4.90E-06
Fluoride							
Iron	5.92E-02	4.30E-03	2.74E-05	3.46E-04	4.00E-04	3.52E-03	8.45E-04
Kjeldahl Nitrogen							
Lead	6.83E-04	9.91E-07	3.16E-06				
Manganese	1.33E-02	2.03E-05	5.19E-06	3.93E-06	1.05E-05	3.33E-05	8.00E-06
Mercury	1.29E-05	2.57E-07	5.14E-08			1.26E-08	3.03E-09
Molybdenum	1.73E-04	5.14E-07	3.72E-06	7.46E-07		8.42E-06	2.02E-06
Nickel	1.73E-03	2.76E-05	3.76E-04				
Nitrate as Nitrogen							
Nitrate/Nitrite							
Orthophosphate							
Selenium	4.66E-05	1.33E-05	5.64E-06	1.92E-06	3.03E-06	1.96E-05	4.70E-06
Silica							
Silver	2.98E-04	3.25E-06	2.30E-07		1.55E-06	3.55E-05	8.52E-06
Strontium	2.85E-02	5.29E-04	7.88E-04	2.13E-05	1.89E-04	8.68E-05	2.08E-05
Sulfate							
Sulfide							

Table 3.44b Chronic daily intakes for systemic toxicity for biota consumption by an adult resident (continued)

----- AREA_CODE=n MEDIA=UCRS Groundwater -----
(continued)

Analyte	Ingestion of vegetables	Ingestion of beef	Ingestion of milk	Ingestion of eggs	Ingestion of pork	Ingestion of turkey	Ingestion of chicken
Tetraoxo-sulfate(1-)							
Thallium	7.37E-04	1.07E-04	2.27E-05				
Tin	6.72E-04	1.34E-05	5.68E-06				
Uranium	3.40E-04	3.70E-07	2.10E-06	1.99E-06	5.47E-06	2.02E-05	4.85E-06
Vanadium	1.14E-03	1.03E-05	3.52E-07				
Zinc	1.28E-03	2.70E-04	1.15E-04	1.31E-05	2.90E-05	3.10E-04	7.43E-05
1,1-Dichloroethene	8.27E-03	1.62E-08	2.18E-08				
1,2-Dichloroethane	1.09E-04	8.12E-11	1.09E-10				
1,2-Dichloroethene	1.06E-03	2.37E-11	3.19E-11				
2,4-Dimethylphenol	1.24E-04	1.13E-09	1.52E-09				
Benzene	2.52E-04	1.26E-09	1.70E-09				
Bis(2-ethylhexyl)phthalate	1.46E-05	1.02E-07	1.37E-07				
Bromodichloromethane	2.91E-04	1.46E-09	1.96E-09				
Chloroethane	4.18E-03	2.23E-09	3.00E-09				
Chloroform	8.39E-04	3.08E-09	4.15E-09				
Di-n-butyl phthalate	1.43E-05	1.00E-07	1.34E-07				
Dibromochloromethane	6.02E-05	4.07E-10	5.47E-10				
Dimethylbenzene	1.07E-02	1.53E-06	2.06E-06				
Ethane							
Ethanol							
Ethylbenzene	6.42E-03	5.48E-07	7.37E-07				
Ethylene							
Fluorene	5.91E-05	1.27E-07	1.71E-07				
Isophorone	2.28E-04	3.24E-10	4.36E-10				
Methylene chloride	3.02E-04	1.15E-10	1.55E-10				
Naphthalene	2.51E-04	3.61E-08	4.86E-08				
Phenanthrene	5.75E-05	1.99E-07	2.67E-07				
Trichloroethene	6.63E-01	8.12E-06	1.09E-05				
Vinyl chloride	3.03E-01	1.61E-07	2.17E-07				
cis-1,2-Dichloroethene	1.46E-01	3.92E-07	5.27E-07				
trans-1,2-Dichloroethene	8.63E-02	1.94E-09	2.61E-09				
Americium-241							
Cesium-137							
Cobalt-60							
Neptunium-237							
Plutonium-239							
Radium-226							
Radon-222							
Technetium-99							
Thorium-228							
Uranium-234							
Uranium-235							
Uranium-235/236							
Uranium-238							

Table 3.45a Chronic daily intakes for excess lifetime cancer risk for direct contact exposures by a child resident

----- AREA_CODE=a MEDIA=RGA Groundwater -----

Analyte	Dermal contact while showering	Direct ingestion	Inh. of volatiles while showering	Inh. of volatiles during household use
Aluminum	8.20E-06	5.70E-03		
Arsenic	2.90E-08	2.02E-05		
Barium	1.12E-06	7.76E-04		
Chromium	3.63E-07	2.52E-04		
Fluoride	2.51E-06	1.74E-03		
Iron	1.79E-05	1.24E-02		
Manganese	1.29E-06	8.95E-04		
Tetraoxo-sulfate(1-)		1.23E-01		
Thallium	1.94E-06	1.35E-03		
Vanadium	1.21E-06	8.41E-04		
Zinc	1.50E-07	1.04E-04		
1,1-Dichloroethene	1.74E-06	1.36E-04	7.43E-05	8.07E-04
Carbon tetrachloride	2.52E-05	7.96E-04	4.35E-04	4.72E-03
Chloroform	1.45E-07	1.13E-05	6.19E-06	6.72E-05
Tetrachloroethene	6.95E-04	1.30E-03	7.12E-04	7.73E-03
Trichloroethene	6.01E-02	2.61E+00	1.42E+00	1.55E+01
cis-1,2-Dichloroethene	8.35E-06	5.80E-04	3.17E-04	3.44E-03
trans-1,2-Dichloroethene	1.31E-06	8.53E-04	4.66E-04	5.06E-03
Cesium-137		2.71E+04		
Neptunium-237		1.29E+04		
Technetium-99		1.66E+06		
Thorium-230		1.82E+03		

----- AREA_CODE=a MEDIA=UCRS Groundwater -----

Analyte	Dermal contact while showering	Direct ingestion	Inh. of volatiles while showering	Inh. of volatiles during household use
Aluminum	1.86E-05	1.29E-02		
Antimony	2.28E-07	1.58E-04		
Arsenic	2.26E-08	1.57E-05		
Barium	3.90E-07	2.71E-04		
Beryllium	4.54E-09	3.15E-06		
Chromium	1.16E-07	8.05E-05		
Cobalt	1.63E-08	1.13E-05		
Iron	2.75E-05	1.91E-02		
Lead	5.63E-07	3.91E-04		
Manganese	4.69E-07	3.26E-04		
Nickel	7.40E-07	5.14E-04		
Silica		1.27E-01		
Tetraoxo-sulfate(1-)		3.54E-01		
Uranium	1.31E-07	9.07E-05		
Vanadium	7.78E-07	5.40E-04		
Zinc	1.63E-07	1.13E-04		
1,1-Dichloroethene	1.16E-07	9.07E-06	4.95E-06	5.38E-05
Bis(2-ethylhexyl)phthalate	1.91E-07	5.67E-06		
Chloroform	9.44E-07	7.37E-05	4.02E-05	4.37E-04
Trichloroethene	1.08E-02	4.70E-01	2.57E-01	2.79E+00
cis-1,2-Dichloroethene	1.06E-05	7.37E-04	4.02E-04	4.37E-03
trans-1,2-Dichloroethene	3.77E-07	2.45E-04	1.34E-04	1.45E-03
Neptunium-237		1.89E+03		
Radon-222		9.68E+05	6.03E+06	6.45E+05
Technetium-99		1.51E+05		

Table 3.45a Chronic daily intakes for excess lifetime cancer risk for direct contact exposures by a child resident
(continued)

----- AREA_CODE=b MEDIA=McNairy Groundwater -----

Analyte	Dermal contact while showering	Direct ingestion	Inh. of volatiles while showering	Inh. of volatiles during household use
Aluminum	6.87E-06	4.77E-03		
Antimony	8.74E-07	6.07E-04		
Nitrate as Nitrogen	5.66E-06	3.93E-03		
Silica		4.54E-02		
Tetraoxo-sulfate(1-)		5.60E-02		
Trichloroethene	7.83E-05	3.40E-03	1.86E-03	2.02E-02
Technetium-99		2.64E+05		

----- AREA_CODE=b MEDIA=RGA Groundwater -----

Analyte	Dermal contact while showering	Direct ingestion	Inh. of volatiles while showering	Inh. of volatiles during household use
Aluminum	1.24E-05	8.64E-03		
Arsenic	2.73E-08	1.90E-05		
Barium	1.78E-06	1.23E-03		
Beryllium	5.25E-08	3.65E-05		
Cadmium	7.07E-08	4.91E-05		
Chromium	2.79E-07	1.94E-04		
Cobalt	2.16E-07	1.50E-04		
Fluoride	1.27E-06	8.85E-04		
Iron	4.16E-05	2.89E-02		
Lead	3.37E-07	2.34E-04		
Manganese	3.25E-06	2.26E-03		
Mercury	2.45E-09	1.70E-06		
Nitrate as Nitrogen	1.35E-05	9.38E-03		
Selenium	3.43E-08	2.38E-05		
Silica		5.78E-02		
Sulfate	7.26E-05	5.04E-02		
Tetraoxo-sulfate(1-)		4.21E-02		
Tin	1.23E-06	8.53E-04		
Uranium	5.12E-08	3.55E-05		
Vanadium	3.27E-07	2.27E-04		
Zinc	2.24E-07	1.56E-04		
1,1,2-Trichloroethane	1.37E-07	1.13E-05	6.19E-06	6.72E-05
1,1-Dichloroethene	9.44E-08	7.37E-06	4.02E-06	4.37E-05
1,2-Dichloroethane	4.76E-08	6.24E-06	3.41E-06	3.70E-05
Acetone	8.77E-08	1.07E-04	5.84E-05	6.35E-04
Carbon tetrachloride	2.87E-06	9.07E-05	4.95E-05	5.38E-04
Chlorobenzene	6.69E-07	1.13E-05	6.19E-06	6.72E-05
Chloroform	1.02E-06	7.94E-05	4.33E-05	4.71E-04
Di-n-butyl phthalate	7.51E-06	4.53E-05		
Ethane		4.77E-04		
Ethylene		3.43E-03		
Methylene chloride	8.18E-08	1.26E-05	6.89E-06	7.48E-05
Tetrachloroethene	9.66E-04	1.81E-03	9.91E-04	1.08E-02
Trichloroethene	3.18E-04	1.38E-02	7.55E-03	8.20E-02
Vinyl chloride	6.75E-05	6.42E-03	3.50E-03	3.81E-02
cis-1,2-Dichloroethene	5.32E-05	3.70E-03	2.02E-03	2.19E-02
Americium-241		1.43E+03		
Cesium-137		1.68E+03		
Cobalt-60		2.41E+03		
Plutonium-239		1.21E+02		
Radium-226		1.40E+05		
Radon-222		5.07E+05	3.16E+06	3.38E+05

Table 3.45a Chronic daily intakes for excess lifetime cancer risk for direct contact exposures by a child resident
(continued)

----- AREA_CODE=b MEDIA=RGa Groundwater -----
(continued)

Analyte	Dermal contact while showering	Direct ingestion	Inh. of volatiles while showering	Inh. of volatiles during household use
Technetium-99		8.69E+05		
Thorium-230		1.44E+03		
Uranium-234		6.98E+03		
Uranium-235		9.15E+02		
Uranium-235/236		2.74E+02		
Uranium-238		7.27E+04		

----- AREA_CODE=b MEDIA=UCRS Groundwater -----

Analyte	Dermal contact while showering	Direct ingestion	Inh. of volatiles while showering	Inh. of volatiles during household use
Aluminum	2.05E-05	1.42E-02		
Arsenic	1.48E-07	1.03E-04		
Barium	1.43E-06	9.90E-04		
Beryllium	3.26E-09	2.27E-06		
Cadmium	5.22E-08	3.63E-05		
Chromium	3.04E-07	2.11E-04		
Cobalt	6.12E-08	4.25E-05		
Fluoride	2.11E-06	1.47E-03		
Iron	2.68E-05	1.86E-02		
Lead	1.47E-08	1.02E-05		
Manganese	2.07E-06	1.44E-03		
Mercury	2.45E-09	1.70E-06		
Molybdenum	8.16E-08	5.67E-05		
Nickel	2.55E-06	1.77E-03		
Nitrate as Nitrogen	5.31E-06	3.69E-03		
Selenium	2.14E-08	1.48E-05		
Silica		1.16E-01		
Sulfate	1.25E-03	8.71E-01		
Tetraoxo-sulfate(1-)		5.67E-01		
Thallium	1.87E-07	1.30E-04		
Tin	2.12E-07	1.47E-04		
Uranium	6.17E-08	4.28E-05		
Vanadium	7.98E-07	5.54E-04		
Zinc	1.58E-07	1.10E-04		
1,1-Dichloroethene	1.89E-07	1.47E-05	8.04E-06	8.73E-05
1,2-Dichloroethene	7.32E-08	4.75E-05	2.59E-05	2.82E-04
2,4-Dimethylphenol	2.57E-06	1.62E-05	8.85E-06	9.61E-05
Benzene	1.34E-06	4.42E-05	2.41E-05	2.62E-04
Chloroethane	1.39E-05	1.21E-03	6.59E-04	7.16E-03
Di-n-butyl phthalate	5.35E-07	3.23E-06		
Dimethylbenzene	5.57E-06	4.08E-05	2.23E-05	2.42E-04
Ethane		8.49E-04		
Ethylbenzene	5.26E-07	4.93E-06	2.69E-06	2.92E-05
Ethylene		1.20E-02		
Isophorone	1.54E-07	2.43E-05		
Trichloroethene	3.72E-03	1.61E-01	8.81E-02	9.57E-01
Vinyl chloride	5.35E-06	5.09E-04	2.78E-04	3.02E-03
cis-1,2-Dichloroethene	9.12E-05	6.34E-03	3.46E-03	3.76E-02
trans-1,2-Dichloroethene	4.46E-08	2.89E-05	1.58E-05	1.71E-04
Americium-241		7.14E+02		
Cobalt-60		2.52E+03		
Neptunium-237		2.46E+02		

Table 3.45a Chronic daily intakes for excess lifetime cancer risk for direct contact exposures by a child resident
(continued)

----- AREA_CODE=b MEDIA=UCRS Groundwater -----
(continued)

Analyte	Dermal contact while showering	Direct ingestion	Inh. of volatiles while showering	Inh. of volatiles during household use
Plutonium-239		5.71E+02		
Radium-226		9.64E+02		
Radon-222		2.19E+06	1.36E+07	1.46E+06
Technetium-99		4.84E+05		
Uranium-234		8.62E+03		
Uranium-235		1.39E+03		
Uranium-235/236		1.68E+02		
Uranium-238		7.31E+04		

----- AREA_CODE=c MEDIA=RGA Groundwater -----

Analyte	Dermal contact while showering	Direct ingestion	Inh. of volatiles while showering	Inh. of volatiles during household use
Aluminum	3.06E-05	2.12E-02		
Barium	9.42E-07	6.54E-04		
Chromium	1.71E-06	1.18E-03		
Iron	5.51E-05	3.83E-02		
Manganese	2.45E-06	1.70E-03		
Molybdenum	3.03E-07	2.10E-04		
Silica		7.01E-02		
Sulfate	1.44E-04	9.98E-02		
Tetraoxo-sulfate(1-)		1.05E-01		
Zinc	2.73E-07	1.89E-04		
1,1-Dichloroethene	6.67E-07	5.21E-05	2.84E-05	3.09E-04
Chloroform	3.63E-07	2.83E-05	1.55E-05	1.68E-04
Trichloroethene	5.45E-05	2.37E-03	1.29E-03	1.40E-02
cis-1,2-Dichloroethene	5.05E-07	3.51E-05	1.91E-05	2.08E-04
Radon-222		3.05E+06	1.90E+07	2.03E+06
Technetium-99		4.76E+05		

----- AREA_CODE=c MEDIA=UCRS Groundwater -----

Analyte	Dermal contact while showering	Direct ingestion	Inh. of volatiles while showering	Inh. of volatiles during household use
Aluminum	1.49E-05	1.04E-02		
Barium	5.40E-07	3.75E-04		
Iron	1.55E-05	1.08E-02		
Manganese	1.07E-06	7.44E-04		
Silica		1.56E-01		
Tetraoxo-sulfate(1-)		3.35E-01		
Vanadium	2.71E-07	1.88E-04		
Zinc	1.85E-07	1.28E-04		
Benzene	1.71E-07	5.67E-06	3.10E-06	3.36E-05
Chloroform	8.71E-07	6.79E-05	3.71E-05	4.03E-04
Trichloroethene	3.62E-07	1.57E-05	8.58E-06	9.31E-05
Technetium-99		1.24E+05		

Table 3.45a Chronic daily intakes for excess lifetime cancer risk for direct contact exposures by a child resident
(continued)

----- AREA_CODE=d MEDIA=McNairy Groundwater -----

Analyte	Dermal contact while showering	Direct ingestion	Inh. of volatiles while showering	Inh. of volatiles during household use
Silica		8.71E-02		
Tetraoxo-sulfate(1-)		7.96E-02		
Thallium	2.73E-06	1.89E-03		
Zinc	1.13E-06	7.87E-04		
Trichloroethene	2.19E-07	9.50E-06	5.19E-06	5.63E-05

----- AREA_CODE=d MEDIA=Other Groundwater -----

Analyte	Dermal contact while showering	Direct ingestion	Inh. of volatiles while showering	Inh. of volatiles during household use
Methylene chloride	1.84E-07	2.83E-05	1.55E-05	1.68E-04

----- AREA_CODE=d MEDIA=RGa Groundwater -----

Analyte	Dermal contact while showering	Direct ingestion	Inh. of volatiles while showering	Inh. of volatiles during household use
Aluminum	1.02E-05	7.06E-03		
Arsenic	3.25E-08	2.26E-05		
Barium	2.03E-06	1.41E-03		
Chromium	2.86E-07	1.99E-04		
Cobalt	1.93E-07	1.34E-04		
Fluoride	1.31E-06	9.08E-04		
Iron	1.66E-05	1.15E-02		
Lead	5.49E-07	3.81E-04		
Manganese	9.49E-06	6.59E-03		
Silica		6.71E-02		
Tetraoxo-sulfate(1-)		4.59E-02		
Tin	6.53E-06	4.53E-03		
Uranium	1.84E-08	1.28E-05		
Vanadium	5.14E-07	3.57E-04		
Zinc	1.70E-07	1.18E-04		
Bis(2-ethylhexyl)phthalate	3.82E-07	1.13E-05		
Butyl benzyl phthalate	5.83E-07	5.67E-06		
Di-n-butyl phthalate	6.86E-06	4.15E-05		
Dimethylbenzene	6.22E-05	4.56E-04	2.49E-04	2.70E-03
Ethylbenzene	2.39E-05	2.24E-04	1.23E-04	1.33E-03
Methylene chloride	1.52E-06	2.34E-04	1.28E-04	1.39E-03
Tetrachloroethene	1.51E-05	2.83E-05	1.55E-05	1.68E-04
Trichloroethene	1.12E-04	4.85E-03	2.65E-03	2.87E-02
cis-1,2-Dichloroethene	2.37E-06	1.64E-04	8.98E-05	9.75E-04
Americium-241		1.05E+03		
Cesium-137		4.34E+04		
Cobalt-60		4.20E+02		
Plutonium-239		7.73E+01		
Radium-226		1.68E+03		
Radon-222		1.58E+06	9.85E+06	1.05E+06
Technetium-99		4.39E+04		
Uranium-234		2.39E+03		
Uranium-238		3.32E+03		

Table 3.45a Chronic daily intakes for excess lifetime cancer risk for direct contact exposures by a child resident
(continued)

----- AREA_CODE=d MEDIA=UCRS Groundwater -----

Analyte	Dermal contact while showering	Direct ingestion	Inh. of volatiles while showering	Inh. of volatiles during household use
Aluminum	3.82E-05	2.65E-02		
Ammonia as Nitrogen	8.73E-07	4.04E-04		
Antimony	2.10E-07	1.46E-04		
Arsenic	3.00E-08	2.09E-05		
Barium	2.08E-06	1.44E-03		
Beryllium	1.39E-08	9.64E-06		
Cadmium	9.79E-08	6.80E-05		
Chromium	2.30E-07	1.60E-04		
Cobalt	1.98E-07	1.38E-04		
Fluoride	1.80E-06	1.25E-03		
Iron	6.15E-04	4.27E-01		
Kjeldahl Nitrogen		2.79E-02		
Lead	2.82E-07	1.96E-04		
Manganese	2.20E-04	1.53E-01		
Mercury	8.56E-10	5.94E-07		
Nickel	2.80E-07	1.94E-04		
Nitrate as Nitrogen	1.52E-05	1.05E-02		
Nitrate/Nitrite	3.21E-05	2.23E-02		
Orthophosphate		4.72E-04		
Selenium	2.71E-08	1.88E-05		
Silica		7.45E-02		
Strontium	1.05E-05	7.30E-03		
Sulfate	2.22E-04	1.54E-01		
Sulfide		1.53E-01		
Tetraoxo-sulfate(1-)		5.89E-01		
Uranium	2.78E-07	1.93E-04		
Vanadium	1.57E-06	1.09E-03		
Zinc	1.80E-07	1.25E-04		
1,1-Dichloroethene	1.09E-06	8.53E-05	4.66E-05	5.06E-04
1,2-Dichloroethane	8.65E-08	1.13E-05	6.19E-06	6.72E-05
1,2-Dichloroethene	2.18E-08	1.42E-05	7.74E-06	8.40E-05
Benzene	8.57E-07	2.83E-05	1.55E-05	1.68E-04
Dimethylbenzene	1.07E-04	7.87E-04	4.30E-04	4.67E-03
Ethylbenzene	5.97E-05	5.60E-04	3.06E-04	3.32E-03
Fluorene	9.15E-06	2.59E-05	1.41E-05	1.54E-04
Methylene chloride	2.23E-07	3.44E-05	1.88E-05	2.04E-04
Naphthalene	4.10E-06	4.12E-05	2.25E-05	2.45E-04
Phenanthrene	9.76E-06	2.51E-05	1.37E-05	1.49E-04
Trichloroethene	6.52E-04	2.83E-02	1.54E-02	1.68E-01
cis-1,2-Dichloroethene	6.02E-07	4.18E-05	2.28E-05	2.48E-04
Neptunium-237		4.98E+03		
Radon-222		9.51E+05	5.93E+06	6.33E+05
Technetium-99		2.50E+05		
Thorium-228		1.34E+03		
Uranium-234		2.52E+04		
Uranium-235		2.56E+03		
Uranium-238		5.61E+04		

----- AREA_CODE=e MEDIA=McNairy Groundwater -----

Analyte	Dermal contact while showering	Direct ingestion	Inh. of volatiles while showering	Inh. of volatiles during household use
Aluminum	7.25E-06	5.03E-03		
Arsenic	1.18E-07	8.21E-05		

Table 3.45a Chronic daily intakes for excess lifetime cancer risk for direct contact exposures by a child resident
(continued)

----- AREA_CODE=e MEDIA=McNairy Groundwater -----
(continued)

Analyte	Dermal contact while showering	Direct ingestion	Inh. of volatiles while showering	Inh. of volatiles during household use
Barium	2.27E-06	1.58E-03		
Beryllium	8.33E-08	5.79E-05		
Cadmium	1.71E-07	1.19E-04		
Chromium	9.98E-07	6.93E-04		
Cobalt	3.16E-07	2.20E-04		
Fluoride	2.50E-06	1.73E-03		
Iron	1.22E-04	8.47E-02		
Manganese	4.11E-06	2.85E-03		
Nickel	4.31E-07	2.99E-04		
Silica		1.17E-01		
Sulfate	9.53E-03	6.62E+00		
Tetraoxo-sulfate(1-)		5.00E-02		
Uranium	4.06E-08	2.82E-05		
Vanadium	3.70E-06	2.57E-03		
Zinc	1.32E-06	9.16E-04		
Trichloroethene	2.42E-07	1.05E-05	5.74E-06	6.23E-05
Radon-222		5.82E+05	3.62E+06	3.87E+05
Technetium-99		1.70E+04		

----- AREA_CODE=e MEDIA=RGA Groundwater -----

Analyte	Dermal contact while showering	Direct ingestion	Inh. of volatiles while showering	Inh. of volatiles during household use
Aluminum	5.17E-06	3.59E-03		
Arsenic	2.05E-08	1.43E-05		
Barium	1.52E-06	1.05E-03		
Beryllium	4.88E-08	3.39E-05		
Cadmium	1.32E-07	9.15E-05		
Cobalt	2.16E-07	1.50E-04		
Copper	3.14E-07	2.18E-04		
Fluoride	1.29E-06	8.96E-04		
Iron	2.30E-05	1.60E-02		
Manganese	5.44E-07	3.78E-04		
Molybdenum	2.40E-07	1.67E-04		
Silica		4.98E-02		
Silver	2.95E-07	2.05E-04		
Sulfate	3.19E-04	2.22E-01		
Tetraoxo-sulfate(1-)		5.04E-02		
Thallium	6.97E-07	4.84E-04		
Uranium	1.06E-08	7.33E-06		
Vanadium	6.66E-07	4.62E-04		
Zinc	2.89E-07	2.01E-04		
2-Butanone	1.51E-06	9.64E-04	5.26E-04	5.72E-03
Dimethylbenzene	4.64E-06	3.40E-05	1.86E-05	2.02E-04
Trichloroethene	1.82E-04	7.90E-03	4.32E-03	4.69E-02
trans-1,2-Dichloroethene	4.37E-08	2.83E-05	1.55E-05	1.68E-04
Cobalt-60		1.68E+03		
Radon-222		8.42E+05	5.25E+06	5.61E+05
Technetium-99		9.67E+05		
Thorium-230		1.44E+03		

Table 3.45a Chronic daily intakes for excess lifetime cancer risk for direct contact exposures by a child resident
(continued)

----- AREA_CODE=e MEDIA=UCRS Groundwater -----

Analyte	Dermal contact while showering	Direct ingestion	Inh. of volatiles while showering	Inh. of volatiles during household use
Aluminum	3.47E-05	2.41E-02		
Arsenic	2.66E-08	1.84E-05		
Barium	3.61E-06	2.51E-03		
Chromium	3.73E-07	2.59E-04		
Fluoride	4.39E-06	3.05E-03		
Iron	3.68E-05	2.56E-02		
Manganese	5.05E-07	3.51E-04		
Nickel	1.32E-06	9.18E-04		
Silica		1.08E-01		
Sulfate	2.79E-04	1.94E-01		
Tetraoxo-sulfate(1-)		9.88E-02		
Vanadium	3.78E-06	2.62E-03		
Zinc	8.48E-07	5.89E-04		
Trichloroethene	1.71E-07	7.43E-06	4.06E-06	4.41E-05
Radon-222		3.46E+05	2.16E+06	2.31E+05

----- AREA_CODE=f MEDIA=McNairy Groundwater -----

Analyte	Dermal contact while showering	Direct ingestion	Inh. of volatiles while showering	Inh. of volatiles during household use
Barium	1.42E-06	9.85E-04		
Tetraoxo-sulfate(1-)		2.21E-02		
Zinc	9.43E-07	6.55E-04		

----- AREA_CODE=f MEDIA=RGA Groundwater -----

Analyte	Dermal contact while showering	Direct ingestion	Inh. of volatiles while showering	Inh. of volatiles during household use
Aluminum	4.38E-06	3.04E-03		
Arsenic	2.12E-08	1.47E-05		
Barium	2.31E-06	1.60E-03		
Cadmium	2.38E-07	1.65E-04		
Chromium	6.80E-07	4.72E-04		
Copper	2.42E-07	1.68E-04		
Iron	1.06E-05	7.36E-03		
Manganese	5.85E-07	4.06E-04		
Silica		5.77E-02		
Sulfate	1.56E-04	1.08E-01		
Tetraoxo-sulfate(1-)		2.27E-01		
Vanadium	5.99E-07	4.16E-04		
Zinc	1.47E-07	1.02E-04		
1,1-Dichloroethene	4.11E-07	3.21E-05	1.75E-05	1.90E-04
1,2-Dichloroethene	1.22E-07	7.94E-05	4.33E-05	4.71E-04
Bis(2-ethylhexyl)phthalate	5.35E-06	1.59E-04		
Carbon tetrachloride	1.08E-07	3.40E-06	1.86E-06	2.02E-05
Trichloroethene	9.85E-05	4.28E-03	2.34E-03	2.54E-02
cis-1,2-Dichloroethene	6.12E-07	4.25E-05	2.32E-05	2.52E-04
Plutonium-239		2.50E+02		
Radon-222		1.11E+06	6.91E+06	7.39E+05

Table 3.45a Chronic daily intakes for excess lifetime cancer risk for direct contact exposures by a child resident
(continued)

----- AREA_CODE=f MEDIA=RGA Groundwater -----
(continued)

Analyte	Dermal contact while showering	Direct ingestion	Inh. of volatiles while showering	Inh. of volatiles during household use
Technetium-99		2.49E+04		

----- AREA_CODE=f MEDIA=UCRS Groundwater -----

Analyte	Dermal contact while showering	Direct ingestion	Inh. of volatiles while showering	Inh. of volatiles during household use
Aluminum	5.63E-05	3.91E-02		
Barium	9.88E-07	6.86E-04		
Iron	3.33E-05	2.31E-02		
Manganese	6.28E-07	4.36E-04		
Silica		1.45E-01		
Tetraoxo-sulfate(1-)		1.71E-01		
Vanadium	3.63E-07	2.52E-04		
Zinc	5.09E-07	3.54E-04		
Trichloroethene	1.78E-07	7.72E-06	4.22E-06	4.58E-05
Radon-222		9.89E+05	6.16E+06	6.59E+05
Technetium-99		7.61E+04		

----- AREA_CODE=g MEDIA=McNairy Groundwater -----

Analyte	Dermal contact while showering	Direct ingestion	Inh. of volatiles while showering	Inh. of volatiles during household use
Arsenic	2.04E-08	1.42E-05		
Mercury	8.19E-09	5.69E-06		
Silica		6.76E-02		
Tetraoxo-sulfate(1-)		4.29E-02		
Neptunium-237		6.68E+02		
Plutonium-239		2.11E+02		
Radium-226		1.91E+03		

----- AREA_CODE=g MEDIA=RGA Groundwater -----

Analyte	Dermal contact while showering	Direct ingestion	Inh. of volatiles while showering	Inh. of volatiles during household use
Aluminum	1.23E-05	8.52E-03		
Arsenic	2.05E-08	1.42E-05		
Cadmium	9.79E-08	6.80E-05		
Chromium	6.57E-07	4.56E-04		
Iron	2.44E-05	1.69E-02		
Lead	5.45E-07	3.79E-04		
Manganese	4.77E-07	3.31E-04		
Nickel	1.07E-06	7.43E-04		
Silica		5.86E-02		

Table 3.45a Chronic daily intakes for excess lifetime cancer risk for direct contact exposures by a child resident
(continued)

----- AREA_CODE=g MEDIA=RGA Groundwater -----
(continued)

Analyte	Dermal contact while showering	Direct ingestion	Inh. of volatiles while showering	Inh. of volatiles during household use
Tetraoxo-sulfate(1-)		2.55E-02		
Zinc	4.43E-07	3.07E-04		
Trichloroethene	1.31E-07	5.67E-06	3.10E-06	3.36E-05
Neptunium-237		4.53E+02		
Radium-226		7.48E+02		
Radon-222		1.32E+06	8.24E+06	8.80E+05
Technetium-99		4.81E+04		
Thorium-230		1.19E+03		

----- AREA_CODE=g MEDIA=UCRS Groundwater -----

Analyte	Dermal contact while showering	Direct ingestion	Inh. of volatiles while showering	Inh. of volatiles during household use
Aluminum	7.60E-06	5.28E-03		
Chromium	7.33E-07	5.09E-04		
Manganese	4.80E-06	3.33E-03		
Nitrate as Nitrogen	2.35E-05	1.63E-02		
Silica		7.58E-02		
Tetraoxo-sulfate(1-)		4.58E-01		
Vanadium	8.30E-07	5.77E-04		
Zinc	2.70E-07	1.88E-04		
Neptunium-237		2.00E+02		
Plutonium-239		1.77E+02		
Radium-226		2.12E+03		
Radon-222		1.28E+06	7.97E+06	8.52E+05
Technetium-99		5.23E+04		

----- AREA_CODE=h MEDIA=McNairy Groundwater -----

Analyte	Dermal contact while showering	Direct ingestion	Inh. of volatiles while showering	Inh. of volatiles during household use
Fluoride	2.61E-06	1.82E-03		
Silica		9.32E-02		
Tetraoxo-sulfate(1-)		3.37E-02		
Radium-226		1.82E+03		
Radon-222		5.48E+05	3.41E+06	3.65E+05
Thorium-230		2.14E+03		

----- AREA_CODE=h MEDIA=Other Groundwater -----

Analyte	Dermal contact while showering	Direct ingestion	Inh. of volatiles while showering	Inh. of volatiles during household use
Antimony	3.54E-07	2.46E-04		

Table 3.45a Chronic daily intakes for excess lifetime cancer risk for direct contact exposures by a child resident
(continued)

----- AREA_CODE=h MEDIA=Other Groundwater -----
(continued)

Analyte	Dermal contact while showering	Direct ingestion	Inh. of volatiles while showering	Inh. of volatiles during household use
Barium	4.57E-07	3.18E-04		
Chromium	2.26E-07	1.57E-04		
Fluoride	1.08E-05	7.48E-03		
Iron	3.57E-06	2.48E-03		
Manganese	2.55E-07	1.77E-04		
Mercury	2.35E-09	1.63E-06		
Nickel	4.72E-07	3.28E-04		
Nitrate as Nitrogen	2.39E-05	1.66E-02		
Silica		4.63E-02		
Tetraoxo-sulfate(1-)		7.05E-02		
Thallium	5.89E-07	4.09E-04		
Vanadium	9.61E-07	6.67E-04		
Zinc	1.58E-07	1.10E-04		
Neptunium-237		1.92E+02		
Radium-226		7.44E+02		
Radon-222		1.79E+06	1.12E+07	1.19E+06
Thorium-230		1.27E+03		

----- AREA_CODE=h MEDIA=RGa Groundwater -----

Analyte	Dermal contact while showering	Direct ingestion	Inh. of volatiles while showering	Inh. of volatiles during household use
Aluminum	1.89E-05	1.31E-02		
Arsenic	2.27E-08	1.58E-05		
Barium	7.57E-07	5.25E-04		
Chromium	1.14E-06	7.90E-04		
Iron	5.96E-05	4.14E-02		
Manganese	3.74E-07	2.60E-04		
Nitrate as Nitrogen	6.14E-05	4.26E-02		
Tetraoxo-sulfate(1-)		5.06E-02		
Uranium	2.51E-08	1.74E-05		
Vanadium	5.51E-07	3.83E-04		
Trichloroethene	1.56E-07	6.76E-06	3.69E-06	4.01E-05
cis-1,2-Dichloroethene	1.96E-07	1.36E-05	7.43E-06	8.07E-05
Radon-222		7.06E+05	4.40E+06	4.70E+05
Technetium-99		3.93E+04		

----- AREA_CODE=h MEDIA=UCRS Groundwater -----

Analyte	Dermal contact while showering	Direct ingestion	Inh. of volatiles while showering	Inh. of volatiles during household use
Aluminum	1.34E-05	9.30E-03		
Barium	4.81E-07	3.34E-04		
Iron	1.23E-05	8.54E-03		
Manganese	3.68E-07	2.56E-04		
Nickel	2.72E-06	1.89E-03		
Nitrate as Nitrogen	1.33E-05	9.27E-03		
Silica		2.21E-01		

Table 3.45a Chronic daily intakes for excess lifetime cancer risk for direct contact exposures by a child resident
(continued)

----- AREA_CODE=h MEDIA=UCRS Groundwater -----
(continued)

Analyte	Dermal contact while showering	Direct ingestion	Inh. of volatiles while showering	Inh. of volatiles during household use
Tetraoxo-sulfate(1-)		1.39E-01		
Vanadium	3.26E-07	2.27E-04		
Zinc	1.47E-07	1.02E-04		
Radon-222		5.63E+05	3.51E+06	3.75E+05

----- AREA_CODE=i MEDIA=McNairy Groundwater -----

Analyte	Dermal contact while showering	Direct ingestion	Inh. of volatiles while showering	Inh. of volatiles during household use
Manganese	5.92E-06	4.11E-03		
Silica		9.44E-02		
Tetraoxo-sulfate(1-)		5.76E-02		
Vanadium	1.53E-06	1.06E-03		

----- AREA_CODE=i MEDIA=RGA Groundwater -----

Analyte	Dermal contact while showering	Direct ingestion	Inh. of volatiles while showering	Inh. of volatiles during household use
Aluminum	9.11E-06	6.33E-03		
Antimony	6.80E-07	4.72E-04		
Arsenic	2.20E-08	1.53E-05		
Barium	8.25E-07	5.73E-04		
Beryllium	6.49E-08	4.51E-05		
Bicarbonate		7.19E-01		
Boron	2.16E-06	1.50E-03		
Cadmium	3.21E-08	2.23E-05		
Cerium		2.27E-04		
Chromium	2.15E-06	1.49E-03		
Cobalt	2.34E-07	1.63E-04		
Copper	2.45E-07	1.70E-04		
Fluoride	1.70E-06	1.18E-03		
Gallium		2.55E-04		
Iron	2.41E-05	1.67E-02		
Lithium	3.26E-07	2.27E-04		
Manganese	1.11E-06	7.70E-04		
Mercury	1.08E-09	7.48E-07		
Nickel	6.13E-07	4.26E-04		
Selenium	2.05E-08	1.43E-05		
Silica		6.86E-02		
Silver	1.71E-07	1.19E-04		
Sulfate	3.14E-04	2.18E-01		
Tetraoxo-sulfate(1-)		8.84E-02		
Thorium		1.42E-04		
Titanium	2.97E-07	2.06E-04		
Uranium	9.35E-09	6.49E-06		
Vanadium	5.83E-07	4.05E-04		
Zinc	4.60E-07	3.20E-04		
Zirconium	8.16E-08	5.67E-05		

Table 3.45a Chronic daily intakes for excess lifetime cancer risk for direct contact exposures by a child resident
(continued)

----- AREA_CODE=i MEDIA=RGA Groundwater -----
(continued)

Analyte	Dermal contact while showering	Direct ingestion	Inh. of volatiles while showering	Inh. of volatiles during household use
1,2-Dichlorobenzene	2.84E-08	3.23E-07	1.76E-07	1.92E-06
1,2-Dichloroethene	1.19E-08	7.71E-06	4.21E-06	4.57E-05
1,3,5-Trimethylbenzene	3.98E-07	1.13E-06	6.19E-07	6.72E-06
1,4-Dichlorobenzene	3.14E-08	3.51E-07	1.92E-07	2.08E-06
4-Bromofluorobenzene		2.66E-04		
4-Methyl-2-pentanone	2.15E-07	4.53E-05	2.47E-05	2.69E-04
Acetone	3.76E-08	4.59E-05	2.51E-05	2.72E-04
Acrylonitrile	1.14E-07	5.67E-05	3.10E-05	3.36E-04
Benzene	1.71E-07	5.67E-06	3.10E-06	3.36E-05
Bis(2-ethylhexyl)phthalate	1.01E-06	3.01E-05		
Bromomethane	2.86E-08	5.67E-06	3.10E-06	3.36E-05
Carbazole	6.42E-06	4.91E-05		
Chloroform	1.45E-07	1.13E-05	6.19E-06	6.72E-05
Chloromethane	6.86E-08	1.13E-05	6.19E-06	6.72E-05
Chrysene	3.97E-06	3.40E-06		
Di-n-butyl phthalate	5.27E-06	3.18E-05		
Dimethylbenzene	2.32E-06	1.70E-05	9.29E-06	1.01E-04
Ethanol		9.56E-04		
Ethylbenzene	6.04E-07	5.67E-06	3.10E-06	3.36E-05
Methylene chloride	1.31E-07	2.02E-05	1.10E-05	1.20E-04
PCB-1254	1.20E-06	2.40E-06		
Polychlorinated biphenyl	2.83E-07	5.67E-07		
Tetrachloroethene	6.04E-06	1.13E-05	6.19E-06	6.72E-05
Trichloroethene	5.33E-07	2.31E-05	1.26E-05	1.37E-04
Vinyl chloride	5.96E-08	5.67E-06	3.10E-06	3.36E-05
m,p-Xylene	4.22E-08	3.10E-07	1.69E-07	1.84E-06
trans-1,3-Dichloropropene		9.64E-07		
Americium-241		8.36E+02		
Cesium-137		8.97E+02		
Cobalt-60		1.56E+03		
Radium-226		1.35E+03		
Radon-222		1.20E+06	7.51E+06	8.02E+05
Technetium-99		1.19E+05		

----- AREA_CODE=i MEDIA=UCRS Groundwater -----

Analyte	Dermal contact while showering	Direct ingestion	Inh. of volatiles while showering	Inh. of volatiles during household use
Aluminum	4.15E-05	2.88E-02		
Antimony	1.19E-07	8.23E-05		
Arsenic	5.41E-08	3.76E-05		
Barium	2.40E-06	1.66E-03		
Cadmium	5.39E-08	3.75E-05		
Chromium	2.33E-07	1.62E-04		
Cobalt	2.08E-07	1.44E-04		
Copper	2.30E-06	1.60E-03		
Fluoride	7.20E-06	5.00E-03		
Iron	4.51E-05	3.13E-02		
Lead	4.68E-07	3.25E-04		
Manganese	1.08E-05	7.51E-03		
Mercury	9.87E-10	6.85E-07		
Nickel	4.37E-07	3.03E-04		
Silica		7.58E-02		

Table 3.45a Chronic daily intakes for excess lifetime cancer risk for direct contact exposures by a child resident
(continued)

----- AREA_CODE=i MEDIA=UCRS Groundwater -----
(continued)

Analyte	Dermal contact while showering	Direct ingestion	Inh. of volatiles while showering	Inh. of volatiles during household use
Silver	1.53E-07	1.06E-04		
Sulfate	6.85E-04	4.76E-01		
Tetraoxo-sulfate(1-)		5.94E-01		
Thallium	6.69E-08	4.65E-05		
Uranium	9.20E-08	6.39E-05		
Vanadium	2.47E-06	1.72E-03		
Zinc	2.36E-06	1.64E-03		
Benzene	4.23E-07	1.40E-05	7.64E-06	8.30E-05
Bromodichloromethane	1.20E-07	1.43E-05	7.83E-06	8.50E-05
Chloroform	2.07E-07	1.62E-05	8.83E-06	9.59E-05
Dibromochloromethane	6.37E-08	1.13E-05	6.19E-06	6.72E-05
Ethanol		1.36E-04		
Methylene chloride	1.58E-07	2.44E-05	1.33E-05	1.45E-04
Trichloroethene	4.45E-07	1.93E-05	1.06E-05	1.15E-04
Cesium-137		1.89E+03		
Cobalt-60		2.86E+03		
Radium-226		1.39E+03		
Radon-222		9.85E+05	6.14E+06	6.56E+05
Technetium-99		6.26E+04		

----- AREA_CODE=j MEDIA=McNairy Groundwater -----

Analyte	Dermal contact while showering	Direct ingestion	Inh. of volatiles while showering	Inh. of volatiles during household use
Aluminum	1.67E-05	1.16E-02		
Arsenic	6.97E-07	4.84E-04		
Manganese	2.47E-05	1.71E-02		
Molybdenum	2.57E-06	1.79E-03		
Sulfate	1.27E-03	8.84E-01		

----- AREA_CODE=j MEDIA=RGa Groundwater -----

Analyte	Dermal contact while showering	Direct ingestion	Inh. of volatiles while showering	Inh. of volatiles during household use
Aluminum	2.77E-05	1.93E-02		
Arsenic	3.50E-08	2.43E-05		
Iron	3.79E-05	2.63E-02		
Manganese	1.92E-05	1.34E-02		
Molybdenum	1.01E-06	7.02E-04		
Silica		8.09E-02		
Sulfate	3.08E-03	2.14E+00		
Thallium	5.92E-07	4.11E-04		
Vanadium	7.78E-07	5.40E-04		

Table 3.45a Chronic daily intakes for excess lifetime cancer risk for direct contact exposures by a child resident
(continued)

----- AREA_CODE=k MEDIA=Other Groundwater -----

Analyte	Dermal contact while showering	Direct ingestion	Inh. of volatiles while showering	Inh. of volatiles during household use
Aluminum	6.80E-05	4.72E-02		
Ammonia as Nitrogen	4.98E-05	2.30E-02		
Antimony	4.27E-07	2.96E-04		
Arsenic	2.21E-08	1.53E-05		
Barium	7.87E-07	5.46E-04		
Beryllium	4.86E-08	3.38E-05		
Cadmium	1.31E-07	9.07E-05		
Chromium	2.20E-07	1.53E-04		
Cobalt	4.31E-07	2.99E-04		
Fluoride	3.14E-06	2.18E-03		
Iron	1.32E-03	9.18E-01		
Kjeldahl Nitrogen		5.86E-03		
Lead	1.25E-06	8.69E-04		
Manganese	9.61E-05	6.67E-02		
Mercury	8.82E-10	6.13E-07		
Nickel	7.91E-07	5.49E-04		
Nitrate as Nitrogen	1.12E-05	7.74E-03		
Silica		3.08E-01		
Strontium	4.94E-06	3.43E-03		
Sulfate	1.05E-02	7.30E+00		
Sulfide		7.51E-03		
Tetraoxo-sulfate(1-)		1.78E+01		
Tin	4.25E-08	2.95E-05		
Uranium	2.71E-08	1.88E-05		
Vanadium	1.12E-06	7.76E-04		
Zinc	7.95E-07	5.52E-04		
1,1-Dichloroethane	1.22E-06	9.54E-05	5.21E-05	5.66E-04
1,1-Dichloroethene	1.94E-06	1.51E-04	8.26E-05	8.98E-04
1,2-Dichloroethene	8.34E-07	5.41E-04	2.96E-04	3.21E-03
Acetone	2.32E-07	2.83E-04	1.55E-04	1.68E-03
Di-n-butyl phthalate	5.23E-06	3.16E-05		
Methylene chloride	1.63E-07	2.52E-05	1.38E-05	1.49E-04
Naphthalene	7.60E-06	7.65E-05	4.18E-05	4.54E-04
Phenanthrene	4.41E-06	1.13E-05	6.19E-06	6.72E-05
Trichloroethene	4.24E-06	1.84E-04	1.01E-04	1.09E-03
Vinyl chloride	8.94E-07	8.50E-05	4.64E-05	5.04E-04
cis-1,2-Dichloroethene	7.77E-06	5.40E-04	2.95E-04	3.20E-03
Neptunium-237		6.69E+02		
Radium-226		1.27E+03		
Radon-222		1.88E+06	1.17E+07	1.25E+06
Technetium-99		2.13E+04		
Thorium-228		1.64E+03		
Uranium-234		4.36E+03		
Uranium-235		5.48E+02		
Uranium-238		4.67E+03		

----- AREA_CODE=l MEDIA=McNairy Groundwater -----

Analyte	Dermal contact while showering	Direct ingestion	Inh. of volatiles while showering	Inh. of volatiles during household use
Aluminum	3.13E-06	2.18E-03		
Antimony	7.64E-07	5.31E-04		
Nitrate as Nitrogen	5.20E-06	3.61E-03		
Silica		5.91E-02		

Table 3.45a Chronic daily intakes for excess lifetime cancer risk for direct contact exposures by a child resident
(continued)

----- AREA_CODE=1 MEDIA=McNairy Groundwater -----
(continued)

Analyte	Dermal contact while showering	Direct ingestion	Inh. of volatiles while showering	Inh. of volatiles during household use
Tetraoxo-sulfate(1-)		9.62E-02		
Thallium	3.11E-06	2.16E-03		
Zinc	1.00E-06	6.95E-04		
Trichloroethene	5.79E-05	2.51E-03	1.37E-03	1.49E-02
Technetium-99		1.99E+05		

----- AREA_CODE=1 MEDIA=Other Groundwater -----

Analyte	Dermal contact while showering	Direct ingestion	Inh. of volatiles while showering	Inh. of volatiles during household use
Methylene chloride	1.84E-07	2.83E-05	1.55E-05	1.68E-04

----- AREA_CODE=1 MEDIA=RGA Groundwater -----

Analyte	Dermal contact while showering	Direct ingestion	Inh. of volatiles while showering	Inh. of volatiles during household use
Aluminum	1.31E-05	9.08E-03		
Arsenic	2.66E-08	1.84E-05		
Barium	1.91E-06	1.33E-03		
Beryllium	4.84E-08	3.36E-05		
Cadmium	7.68E-08	5.33E-05		
Chromium	4.63E-07	3.22E-04		
Cobalt	2.11E-07	1.46E-04		
Fluoride	1.99E-06	1.38E-03		
Iron	4.31E-05	3.00E-02		
Lead	4.04E-07	2.81E-04		
Manganese	3.23E-06	2.24E-03		
Mercury	2.45E-09	1.70E-06		
Molybdenum	2.36E-07	1.64E-04		
Nitrate as Nitrogen	1.14E-05	7.93E-03		
Selenium	3.09E-08	2.14E-05		
Silica		5.87E-02		
Sulfate	7.98E-05	5.54E-02		
Tetraoxo-sulfate(1-)		4.99E-02		
Thallium	5.91E-07	4.11E-04		
Tin	1.88E-06	1.31E-03		
Uranium	3.83E-08	2.66E-05		
Vanadium	3.64E-07	2.53E-04		
Zinc	2.24E-07	1.56E-04		
1,1,2-Trichloroethane	1.37E-07	1.13E-05	6.19E-06	6.72E-05
1,1-Dichloroethene	4.72E-06	3.68E-04	2.01E-04	2.19E-03
1,2-Dichloroethane	4.76E-08	6.24E-06	3.41E-06	3.70E-05
Acetone	7.57E-08	9.24E-05	5.05E-05	5.48E-04
Bis(2-ethylhexyl)phthalate	3.82E-07	1.13E-05		
Butyl benzyl phthalate	5.83E-07	5.67E-06		
Carbon tetrachloride	2.87E-05	9.07E-04	4.95E-04	5.38E-03
Chlorobenzene	6.69E-07	1.13E-05	6.19E-06	6.72E-05
Chloroform	1.02E-06	7.94E-05	4.33E-05	4.71E-04

Table 3.45a Chronic daily intakes for excess lifetime cancer risk for direct contact exposures by a child resident
(continued)

----- AREA_CODE=1 MEDIA=RGA Groundwater -----
(continued)

Analyte	Dermal contact while showering	Direct ingestion	Inh. of volatiles while showering	Inh. of volatiles during household use
Di-n-butyl phthalate	1.24E-05	7.48E-05		
Dimethylbenzene	5.85E-04	4.29E-03	2.34E-03	2.55E-02
Ethane		3.13E-04		
Ethylbenzene	2.57E-04	2.41E-03	1.32E-03	1.43E-02
Ethylene		1.63E-03		
Methylene chloride	4.59E-07	7.08E-05	3.87E-05	4.20E-04
Tetrachloroethene	9.66E-04	1.81E-03	9.91E-04	1.08E-02
Trichloroethene	1.82E-03	7.90E-02	4.32E-02	4.69E-01
Vinyl chloride	2.71E-04	2.58E-02	1.41E-02	1.53E-01
cis-1,2-Dichloroethene	1.86E-04	1.29E-02	7.05E-03	7.66E-02
trans-1,2-Dichloroethene	1.05E-05	6.80E-03	3.71E-03	4.03E-02
Americium-241		1.00E+03		
Cesium-137		4.34E+04		
Cobalt-60		1.98E+03		
Neptunium-237		1.76E+03		
Plutonium-239		6.94E+01		
Radium-226		9.62E+04		
Radon-222		9.03E+05	5.63E+06	6.01E+05
Technetium-99		7.31E+05		
Thorium-230		1.13E+03		
Uranium-234		3.41E+03		
Uranium-235		2.75E+03		
Uranium-235/236		2.74E+02		
Uranium-238		4.52E+04		

----- AREA_CODE=1 MEDIA=UCRS Groundwater -----

Analyte	Dermal contact while showering	Direct ingestion	Inh. of volatiles while showering	Inh. of volatiles during household use
Aluminum	2.15E-05	1.49E-02		
Ammonia as Nitrogen	8.73E-07	4.04E-04		
Antimony	2.28E-07	1.58E-04		
Arsenic	1.16E-07	8.07E-05		
Barium	2.41E-06	1.67E-03		
Beryllium	1.39E-08	9.64E-06		
Cadmium	6.43E-08	4.47E-05		
Chromium	2.81E-07	1.95E-04		
Cobalt	1.98E-07	1.37E-04		
Fluoride	1.88E-06	1.31E-03		
Iron	3.89E-05	2.70E-02		
Kjeldahl Nitrogen		2.79E-02		
Lead	3.80E-07	2.64E-04		
Manganese	4.28E-06	2.97E-03		
Mercury	2.45E-09	1.70E-06		
Molybdenum	8.16E-08	5.67E-05		
Nickel	1.10E-06	7.63E-04		
Nitrate as Nitrogen	6.90E-06	4.79E-03		
Nitrate/Nitrite	1.71E-05	1.19E-02		
Orthophosphate		4.72E-04		
Selenium	2.12E-08	1.48E-05		
Silica		9.72E-02		
Strontium	1.05E-05	7.30E-03		
Sulfate	1.07E-03	7.43E-01		

Table 3.45a Chronic daily intakes for excess lifetime cancer risk for direct contact exposures by a child resident
(continued)

----- AREA_CODE=1 MEDIA=UCRS Groundwater -----
(continued)

Analyte	Dermal contact while showering	Direct ingestion	Inh. of volatiles while showering	Inh. of volatiles during household use
Sulfide		1.53E-01		
Tetraoxo-sulfate(1-)		5.64E-01		
Thallium	4.54E-07	3.15E-04		
Tin	2.12E-07	1.47E-04		
Uranium	9.57E-08	6.65E-05		
Vanadium	6.33E-07	4.39E-04		
Zinc	1.48E-07	1.03E-04		
1,1-Dichloroethene	1.45E-05	1.13E-03	6.19E-04	6.72E-03
1,2-Dichloroethane	8.65E-08	1.13E-05	6.19E-06	6.72E-05
1,2-Dichloroethene	3.30E-08	2.14E-05	1.17E-05	1.27E-04
2,4-Dimethylphenol	3.95E-06	2.49E-05	1.36E-05	1.48E-04
Benzene	1.34E-06	4.42E-05	2.41E-05	2.62E-04
Bis(2-ethylhexyl)phthalate	1.91E-07	5.67E-06		
Chloroethane	5.35E-05	4.65E-03	2.54E-03	2.76E-02
Chloroform	1.23E-06	9.64E-05	5.26E-05	5.72E-04
Di-n-butyl phthalate	9.20E-07	5.56E-06		
Dimethylbenzene	6.58E-04	4.82E-03	2.63E-03	2.86E-02
Ethane		7.03E-04		
Ethylbenzene	2.90E-04	2.72E-03	1.49E-03	1.62E-02
Ethylene		9.96E-03		
Fluorene	7.91E-06	2.24E-05	1.22E-05	1.33E-04
Isophorone	1.81E-07	2.85E-05		
Methylene chloride	3.75E-07	5.78E-05	3.16E-05	3.43E-04
Naphthalene	7.94E-06	8.00E-05	4.37E-05	4.74E-04
Phenanthrene	8.57E-06	2.20E-05	1.20E-05	1.31E-04
Trichloroethene	4.36E-03	1.89E-01	1.03E-01	1.12E+00
Vinyl chloride	2.98E-04	2.83E-02	1.55E-02	1.68E-01
cis-1,2-Dichloroethene	4.00E-04	2.78E-02	1.52E-02	1.65E-01
trans-1,2-Dichloroethene	4.37E-06	2.83E-03	1.55E-03	1.68E-02
Americium-241		7.14E+02		
Cobalt-60		2.52E+03		
Neptunium-237		1.06E+03		
Plutonium-239		4.19E+02		
Radium-226		9.64E+02		
Radon-222		2.01E+06	1.25E+07	1.34E+06
Technetium-99		3.84E+05		
Thorium-228		1.34E+03		
Uranium-234		9.10E+03		
Uranium-235		1.98E+03		
Uranium-235/236		1.68E+02		
Uranium-238		2.42E+04		

----- AREA_CODE=m MEDIA=McNairy Groundwater -----

Analyte	Dermal contact while showering	Direct ingestion	Inh. of volatiles while showering	Inh. of volatiles during household use
Aluminum	5.36E-06	3.72E-03		
Arsenic	4.60E-08	3.20E-05		
Barium	1.62E-06	1.13E-03		
Beryllium	5.56E-08	3.86E-05		
Cadmium	1.51E-07	1.05E-04		
Chromium	6.74E-07	4.68E-04		
Cobalt	2.46E-07	1.71E-04		

Table 3.45a Chronic daily intakes for excess lifetime cancer risk for direct contact exposures by a child resident
(continued)

----- AREA_CODE=m MEDIA=McNairy Groundwater -----
(continued)

Analyte	Dermal contact while showering	Direct ingestion	Inh. of volatiles while showering	Inh. of volatiles during household use
Fluoride	2.23E-06	1.55E-03		
Iron	2.46E-04	1.71E-01		
Manganese	3.91E-06	2.72E-03		
Mercury	2.80E-09	1.94E-06		
Molybdenum	2.95E-07	2.05E-04		
Nickel	3.43E-07	2.38E-04		
Silica		9.52E-02		
Sulfate	4.05E-03	2.82E+00		
Tetraoxo-sulfate(1-)		4.43E-02		
Uranium	1.59E-08	1.11E-05		
Vanadium	1.22E-06	8.48E-04		
Zinc	3.21E-07	2.23E-04		
Trichloroethene	1.98E-07	8.58E-06	4.69E-06	5.09E-05
Neptunium-237		5.83E+01		
Plutonium-239		9.94E+01		
Radium-226		1.48E+03		
Radon-222		5.02E+05	3.13E+06	3.34E+05
Technetium-99		1.56E+04		
Thorium-230		9.60E+02		

----- AREA_CODE=m MEDIA=Other Groundwater -----

Analyte	Dermal contact while showering	Direct ingestion	Inh. of volatiles while showering	Inh. of volatiles during household use
Aluminum	2.85E-05	1.98E-02		
Ammonia as Nitrogen	4.98E-05	2.30E-02		
Antimony	2.92E-07	2.03E-04		
Arsenic	2.16E-08	1.50E-05		
Barium	8.27E-07	5.75E-04		
Beryllium	2.23E-08	1.55E-05		
Cadmium	1.31E-07	9.07E-05		
Chromium	2.18E-07	1.51E-04		
Cobalt	5.20E-07	3.61E-04		
Fluoride	5.07E-06	3.52E-03		
Iron	3.79E-04	2.63E-01		
Kjeldahl Nitrogen		5.86E-03		
Lead	1.00E-06	6.95E-04		
Manganese	3.25E-05	2.26E-02		
Mercury	1.48E-09	1.03E-06		
Nickel	5.17E-07	3.59E-04		
Nitrate as Nitrogen	1.67E-05	1.16E-02		
Silica		2.27E-01		
Strontium	4.94E-06	3.43E-03		
Sulfate	1.05E-02	7.30E+00		
Sulfide		7.51E-03		
Tetraoxo-sulfate(1-)		3.21E+00		
Thallium	6.12E-07	4.25E-04		
Tin	4.25E-08	2.95E-05		
Uranium	2.25E-08	1.56E-05		
Vanadium	8.90E-07	6.18E-04		
Zinc	3.73E-07	2.59E-04		
1,1-Dichloroethane	1.21E-06	9.43E-05	5.15E-05	5.59E-04
1,1-Dichloroethene	1.92E-06	1.49E-04	8.16E-05	8.86E-04

Table 3.45a Chronic daily intakes for excess lifetime cancer risk for direct contact exposures by a child resident
(continued)

----- AREA_CODE=m MEDIA=Other Groundwater -----
(continued)

Analyte	Dermal contact while showering	Direct ingestion	Inh. of volatiles while showering	Inh. of volatiles during household use
1,2-Dichloroethene	8.34E-07	5.41E-04	2.96E-04	3.21E-03
Acetone	2.32E-07	2.83E-04	1.55E-04	1.68E-03
Di-n-butyl phthalate	5.23E-06	3.16E-05		
Methylene chloride	1.63E-07	2.52E-05	1.38E-05	1.49E-04
Naphthalene	7.60E-06	7.65E-05	4.18E-05	4.54E-04
Phenanthrene	4.41E-06	1.13E-05	6.19E-06	6.72E-05
Trichloroethene	3.17E-06	1.37E-04	7.50E-05	8.15E-04
Vinyl chloride	8.94E-07	8.50E-05	4.64E-05	5.04E-04
cis-1,2-Dichloroethene	7.36E-06	5.11E-04	2.79E-04	3.03E-03
Neptunium-237		2.31E+02		
Radium-226		7.68E+02		
Radon-222		1.84E+06	1.15E+07	1.23E+06
Technetium-99		2.00E+04		
Thorium-228		1.64E+03		
Thorium-230		1.14E+03		
Uranium-234		4.36E+03		
Uranium-235		5.48E+02		
Uranium-238		4.67E+03		

----- AREA_CODE=m MEDIA=RGA Groundwater -----

Analyte	Dermal contact while showering	Direct ingestion	Inh. of volatiles while showering	Inh. of volatiles during household use
Aluminum	6.38E-06	4.43E-03		
Antimony	6.44E-07	4.47E-04		
Arsenic	2.15E-08	1.49E-05		
Barium	8.00E-07	5.56E-04		
Beryllium	5.84E-08	4.06E-05		
Bicarbonate		7.19E-01		
Boron	2.16E-06	1.50E-03		
Cadmium	8.16E-08	5.67E-05		
Cerium		2.27E-04		
Chromium	1.47E-06	1.02E-03		
Cobalt	2.32E-07	1.61E-04		
Copper	2.39E-07	1.66E-04		
Fluoride	1.37E-06	9.53E-04		
Gallium		2.55E-04		
Iron	2.02E-05	1.41E-02		
Lead	4.16E-07	2.89E-04		
Lithium	3.26E-07	2.27E-04		
Manganese	8.63E-07	5.99E-04		
Mercury	1.01E-09	7.03E-07		
Molybdenum	2.34E-07	1.62E-04		
Nickel	5.32E-07	3.69E-04		
Nitrate as Nitrogen	8.05E-06	5.59E-03		
Selenium	2.07E-08	1.44E-05		
Silica		5.23E-02		
Silver	1.87E-07	1.30E-04		
Sulfate	2.23E-04	1.55E-01		
Tetraoxo-sulfate(1-)		6.24E-02		
Thallium	8.87E-07	6.16E-04		
Thorium		1.42E-04		
Titanium	2.97E-07	2.06E-04		

Table 3.45a Chronic daily intakes for excess lifetime cancer risk for direct contact exposures by a child resident
(continued)

----- AREA_CODE=m MEDIA=RGA Groundwater -----
(continued)

Analyte	Dermal contact while showering	Direct ingestion	Inh. of volatiles while showering	Inh. of volatiles during household use
Uranium	9.38E-09	6.52E-06		
Vanadium	5.16E-07	3.58E-04		
Zinc	4.60E-07	3.19E-04		
Zirconium	8.16E-08	5.67E-05		
1,1-Dichloroethene	1.45E-06	1.13E-04	6.19E-05	6.72E-04
1,2-Dichlorobenzene	2.84E-08	3.23E-07	1.76E-07	1.92E-06
1,2-Dichloroethene	1.70E-08	1.10E-05	6.03E-06	6.55E-05
1,3,5-Trimethylbenzene	3.98E-07	1.13E-06	6.19E-07	6.72E-06
1,4-Dichlorobenzene	3.14E-08	3.51E-07	1.92E-07	2.08E-06
2-Butanone	1.03E-07	6.53E-05	3.57E-05	3.87E-04
4-Bromofluorobenzene		2.66E-04		
4-Methyl-2-pentanone	2.43E-07	5.12E-05	2.80E-05	3.04E-04
Acetone	5.21E-08	6.36E-05	3.48E-05	3.77E-04
Acrylonitrile	1.14E-07	5.67E-05	3.10E-05	3.36E-04
Benzene	1.71E-07	5.67E-06	3.10E-06	3.36E-05
Bis(2-ethylhexyl)phthalate	1.14E-06	3.39E-05		
Bromomethane	2.86E-08	5.67E-06	3.10E-06	3.36E-05
Carbazole	8.49E-06	6.50E-05		
Carbon tetrachloride	1.08E-07	3.40E-06	1.86E-06	2.02E-05
Chloroform	1.45E-07	1.13E-05	6.19E-06	6.72E-05
Chloromethane	6.86E-08	1.13E-05	6.19E-06	6.72E-05
Chrysene	3.97E-06	3.40E-06		
Di-n-butyl phthalate	5.59E-06	3.37E-05		
Dimethylbenzene	4.64E-06	3.40E-05	1.86E-05	2.02E-04
Ethanol		9.56E-04		
Ethylbenzene	6.04E-07	5.67E-06	3.10E-06	3.36E-05
Methylene chloride	1.32E-07	2.04E-05	1.12E-05	1.21E-04
PCB-1254	1.20E-06	2.40E-06		
Polychlorinated biphenyl	2.83E-07	5.67E-07		
Tetrachloroethene	6.04E-06	1.13E-05	6.19E-06	6.72E-05
Trichloroethene	7.64E-05	3.32E-03	1.81E-03	1.97E-02
Vinyl chloride	5.96E-08	5.67E-06	3.10E-06	3.36E-05
cis-1,2-Dichloroethene	1.80E-06	1.25E-04	6.81E-05	7.40E-04
m,p-Xylene	4.22E-08	3.10E-07	1.69E-07	1.84E-06
trans-1,2-Dichloroethene	4.37E-08	2.83E-05	1.55E-05	1.68E-04
trans-1,3-Dichloropropene		9.64E-07		
Americium-241		4.65E+02		
Cesium-137		7.54E+02		
Cobalt-60		1.58E+03		
Neptunium-237		3.29E+02		
Plutonium-239		6.36E+01		
Radium-226		8.37E+02		
Radon-222		9.39E+05	5.85E+06	6.25E+05
Technetium-99		2.67E+05		
Thorium-230		9.95E+02		

----- AREA_CODE=m MEDIA=UCRS Groundwater -----

Analyte	Dermal contact while showering	Direct ingestion	Inh. of volatiles while showering	Inh. of volatiles during household use
Aluminum	2.74E-05	1.91E-02		
Antimony	4.69E-07	3.26E-04		
Arsenic	3.27E-08	2.27E-05		

Table 3.45a Chronic daily intakes for excess lifetime cancer risk for direct contact exposures by a child resident
(continued)

----- AREA_CODE=m MEDIA=UCRS Groundwater -----
(continued)

Analyte	Dermal contact while showering	Direct ingestion	Inh. of volatiles while showering	Inh. of volatiles during household use
Barium	2.30E-06	1.59E-03		
Cadmium	8.23E-08	5.72E-05		
Chromium	2.41E-07	1.67E-04		
Cobalt	2.15E-07	1.50E-04		
Copper	1.07E-06	7.42E-04		
Fluoride	5.33E-06	3.70E-03		
Iron	3.38E-05	2.35E-02		
Lead	4.20E-07	2.92E-04		
Manganese	1.67E-06	1.16E-03		
Mercury	9.38E-10	6.52E-07		
Nickel	5.06E-07	3.51E-04		
Nitrate as Nitrogen	1.06E-05	7.34E-03		
Silica		9.45E-02		
Silver	1.68E-07	1.17E-04		
Sulfate	6.17E-04	4.28E-01		
Tetraoxo-sulfate(1-)		2.60E-01		
Thallium	6.69E-08	4.65E-05		
Uranium	5.18E-07	3.60E-04		
Vanadium	1.85E-06	1.29E-03		
Zinc	1.32E-06	9.17E-04		
Benzene	5.41E-07	1.79E-05	9.78E-06	1.06E-04
Bromodichloromethane	4.26E-07	5.10E-05	2.79E-05	3.03E-04
Chloroform	7.80E-07	6.08E-05	3.32E-05	3.61E-04
Dibromochloromethane	6.37E-08	1.13E-05	6.19E-06	6.72E-05
Ethanol		1.36E-04		
Methylene chloride	1.56E-07	2.41E-05	1.31E-05	1.43E-04
Trichloroethene	4.90E-07	2.13E-05	1.16E-05	1.26E-04
Cesium-137		1.89E+03		
Cobalt-60		2.86E+03		
Neptunium-237		2.00E+02		
Plutonium-239		1.77E+02		
Radium-226		1.45E+03		
Radon-222		7.06E+05	4.40E+06	4.70E+05
Technetium-99		4.60E+04		

----- AREA_CODE=n MEDIA=McNairy Groundwater -----

Analyte	Dermal contact while showering	Direct ingestion	Inh. of volatiles while showering	Inh. of volatiles during household use
Aluminum	1.26E-05	8.75E-03		
Antimony	6.67E-07	4.63E-04		
Arsenic	3.82E-08	2.65E-05		
Barium	1.54E-06	1.07E-03		
Beryllium	5.60E-08	3.89E-05		
Cadmium	1.56E-07	1.08E-04		
Chromium	2.60E-07	1.81E-04		
Cobalt	2.43E-07	1.69E-04		
Fluoride	1.94E-06	1.35E-03		
Iron	7.30E-05	5.07E-02		
Manganese	3.11E-06	2.16E-03		
Mercury	1.97E-09	1.36E-06		
Molybdenum	2.84E-07	1.97E-04		
Nickel	3.45E-07	2.40E-04		

Table 3.45a Chronic daily intakes for excess lifetime cancer risk for direct contact exposures by a child resident
(continued)

----- AREA_CODE=n MEDIA=McNairy Groundwater -----
(continued)

Analyte	Dermal contact while showering	Direct ingestion	Inh. of volatiles while showering	Inh. of volatiles during household use
Nitrate as Nitrogen	4.61E-06	3.20E-03		
Silica		7.93E-02		
Sulfate	3.08E-03	2.14E+00		
Tetraoxo-sulfate(1-)		4.25E-02		
Thallium	7.26E-07	5.04E-04		
Uranium	1.37E-08	9.53E-06		
Vanadium	9.67E-07	6.72E-04		
Zinc	5.18E-07	3.60E-04		
Trichloroethene	2.18E-05	9.45E-04	5.16E-04	5.61E-03
Neptunium-237		1.51E+02		
Plutonium-239		8.11E+01		
Radium-226		1.28E+03		
Radon-222		3.94E+05	2.45E+06	2.62E+05
Technetium-99		8.06E+04		
Thorium-230		7.65E+02		

----- AREA_CODE=n MEDIA=Other Groundwater -----

Analyte	Dermal contact while showering	Direct ingestion	Inh. of volatiles while showering	Inh. of volatiles during household use
Aluminum	2.85E-05	1.98E-02		
Ammonia as Nitrogen	4.98E-05	2.30E-02		
Antimony	2.92E-07	2.03E-04		
Arsenic	2.16E-08	1.50E-05		
Barium	8.27E-07	5.75E-04		
Beryllium	2.23E-08	1.55E-05		
Cadmium	1.31E-07	9.07E-05		
Chromium	2.18E-07	1.51E-04		
Cobalt	5.20E-07	3.61E-04		
Fluoride	5.07E-06	3.52E-03		
Iron	3.79E-04	2.63E-01		
Kjeldahl Nitrogen		5.86E-03		
Lead	1.00E-06	6.95E-04		
Manganese	3.25E-05	2.26E-02		
Mercury	1.48E-09	1.03E-06		
Nickel	5.17E-07	3.59E-04		
Nitrate as Nitrogen	1.67E-05	1.16E-02		
Silica		2.27E-01		
Strontium	4.94E-06	3.43E-03		
Sulfate	1.05E-02	7.30E+00		
Sulfide		7.51E-03		
Tetraoxo-sulfate(1-)		3.21E+00		
Thallium	6.12E-07	4.25E-04		
Tin	4.25E-08	2.95E-05		
Uranium	2.25E-08	1.56E-05		
Vanadium	8.90E-07	6.18E-04		
Zinc	3.73E-07	2.59E-04		
1,1-Dichloroethane	1.19E-06	9.32E-05	5.09E-05	5.53E-04
1,1-Dichloroethene	1.89E-06	1.48E-04	8.06E-05	8.75E-04
1,2-Dichloroethene	7.06E-07	4.58E-04	2.50E-04	2.72E-03
Acetone	2.32E-07	2.83E-04	1.55E-04	1.68E-03
Di-n-butyl phthalate	5.23E-06	3.16E-05		
Methylene chloride	1.56E-07	2.41E-05	1.31E-05	1.43E-04

Table 3.45a Chronic daily intakes for excess lifetime cancer risk for direct contact exposures by a child resident
(continued)

----- AREA_CODE=n MEDIA=Other Groundwater -----
(continued)

Analyte	Dermal contact while showering	Direct ingestion	Inh. of volatiles while showering	Inh. of volatiles during household use
Naphthalene	7.60E-06	7.65E-05	4.18E-05	4.54E-04
Phenanthrene	4.41E-06	1.13E-05	6.19E-06	6.72E-05
Trichloroethene	3.14E-06	1.36E-04	7.45E-05	8.09E-04
Vinyl chloride	8.94E-07	8.50E-05	4.64E-05	5.04E-04
cis-1,2-Dichloroethene	7.36E-06	5.11E-04	2.79E-04	3.03E-03
Neptunium-237		2.31E+02		
Radium-226		7.68E+02		
Radon-222		1.84E+06	1.15E+07	1.23E+06
Technetium-99		2.00E+04		
Thorium-228		1.64E+03		
Thorium-230		1.14E+03		
Uranium-234		4.36E+03		
Uranium-235		5.48E+02		
Uranium-238		4.67E+03		

----- AREA_CODE=n MEDIA=RGA Groundwater -----

Analyte	Dermal contact while showering	Direct ingestion	Inh. of volatiles while showering	Inh. of volatiles during household use
Aluminum	8.53E-06	5.92E-03		
Antimony	6.27E-07	4.35E-04		
Arsenic	2.34E-08	1.63E-05		
Barium	8.05E-07	5.59E-04		
Beryllium	5.51E-08	3.83E-05		
Bicarbonate		7.19E-01		
Boron	2.16E-06	1.50E-03		
Cadmium	7.76E-08	5.39E-05		
Cerium		2.27E-04		
Chromium	1.00E-06	6.96E-04		
Cobalt	2.24E-07	1.56E-04		
Copper	2.09E-07	1.45E-04		
Fluoride	1.59E-06	1.10E-03		
Gallium		2.55E-04		
Iron	2.59E-05	1.80E-02		
Lead	4.03E-07	2.80E-04		
Lithium	3.26E-07	2.27E-04		
Manganese	1.77E-06	1.23E-03		
Mercury	2.29E-09	1.59E-06		
Molybdenum	2.32E-07	1.61E-04		
Nickel	5.18E-07	3.60E-04		
Nitrate as Nitrogen	8.96E-06	6.22E-03		
Selenium	2.52E-08	1.75E-05		
Silica		5.48E-02		
Silver	1.90E-07	1.32E-04		
Sulfate	1.94E-04	1.35E-01		
Tetraoxo-sulfate(1-)		5.57E-02		
Thallium	8.13E-07	5.65E-04		
Thorium		1.42E-04		
Tin	3.26E-07	2.26E-04		
Titanium	2.97E-07	2.06E-04		
Uranium	2.16E-08	1.50E-05		
Vanadium	4.76E-07	3.31E-04		
Zinc	3.94E-07	2.74E-04		

Table 3.45a Chronic daily intakes for excess lifetime cancer risk for direct contact exposures by a child resident
(continued)

----- AREA_CODE=n MEDIA=RGA Groundwater -----
(continued)

Analyte	Dermal contact while showering	Direct ingestion	Inh. of volatiles while showering	Inh. of volatiles during household use
Zirconium	8.16E-08	5.67E-05		
1,1,2-Trichloroethane	1.37E-07	1.13E-05	6.19E-06	6.72E-05
1,1-Dichloroethene	4.72E-06	3.68E-04	2.01E-04	2.19E-03
1,2-Dichlorobenzene	2.84E-08	3.23E-07	1.76E-07	1.92E-06
1,2-Dichloroethane	4.76E-08	6.24E-06	3.41E-06	3.70E-05
1,2-Dichloroethene	1.57E-08	1.02E-05	5.57E-06	6.04E-05
1,3,5-Trimethylbenzene	3.98E-07	1.13E-06	6.19E-07	6.72E-06
1,4-Dichlorobenzene	3.14E-08	3.51E-07	1.92E-07	2.08E-06
2-Butanone	8.39E-07	5.34E-04	2.92E-04	3.17E-03
4-Bromofluorobenzene		2.66E-04		
4-Methyl-2-pentanone	4.58E-07	9.64E-05	5.26E-05	5.72E-04
Acetone	4.35E-07	5.31E-04	2.90E-04	3.15E-03
Acrylonitrile	1.14E-07	5.67E-05	3.10E-05	3.36E-04
Benzene	1.71E-07	5.67E-06	3.10E-06	3.36E-05
Bis(2-ethylhexyl)phthalate	1.03E-06	3.07E-05		
Bromomethane	2.86E-08	5.67E-06	3.10E-06	3.36E-05
Butyl benzyl phthalate	5.83E-07	5.67E-06		
Carbazole	4.28E-06	3.27E-05		
Carbon tetrachloride	2.87E-05	9.07E-04	4.95E-04	5.38E-03
Chlorobenzene	6.69E-07	1.13E-05	6.19E-06	6.72E-05
Chloroform	1.02E-06	7.94E-05	4.33E-05	4.71E-04
Chloromethane	6.86E-08	1.13E-05	6.19E-06	6.72E-05
Chrysene	3.97E-06	3.40E-06		
Di-n-butyl phthalate	9.22E-06	5.57E-05		
Dimethylbenzene	2.51E-04	1.84E-03	1.01E-03	1.09E-02
Ethane		1.86E-04		
Ethanol		9.56E-04		
Ethylbenzene	1.12E-04	1.05E-03	5.73E-04	6.23E-03
Ethylene		5.57E-04		
Methylene chloride	1.61E-06	2.49E-04	1.36E-04	1.48E-03
PCB-1254	1.26E-06	2.53E-06		
Polychlorinated biphenyl	2.83E-07	5.67E-07		
Tetrachloroethene	9.66E-04	1.81E-03	9.91E-04	1.08E-02
Trichloroethene	8.76E-04	3.80E-02	2.08E-02	2.26E-01
Vinyl chloride	1.04E-04	9.92E-03	5.42E-03	5.88E-02
cis-1,2-Dichloroethene	7.57E-05	5.26E-03	2.87E-03	3.12E-02
m,p-Xylene	7.51E-08	5.51E-07	3.01E-07	3.27E-06
trans-1,2-Dichloroethene	7.77E-06	5.04E-03	2.75E-03	2.99E-02
trans-1,3-Dichloropropene		9.64E-07		
Americium-241		5.80E+02		
Cesium-137		4.34E+04		
Cobalt-60		1.53E+03		
Neptunium-237		1.05E+03		
Plutonium-239		5.71E+01		
Radium-226		6.01E+04		
Radon-222		9.05E+05	5.64E+06	6.02E+05
Technetium-99		4.34E+05		
Thorium-230		9.89E+02		
Uranium-234		3.41E+03		
Uranium-235		2.75E+03		
Uranium-235/236		2.74E+02		
Uranium-238		4.52E+04		

Table 3.45a Chronic daily intakes for excess lifetime cancer risk for direct contact exposures by a child resident
(continued)

----- AREA_CODE=n MEDIA=UCRS Groundwater -----

Analyte	Dermal contact while showering	Direct ingestion	Inh. of volatiles while showering	Inh. of volatiles during household use
Aluminum	2.13E-05	1.48E-02		
Ammonia as Nitrogen	8.73E-07	4.04E-04		
Antimony	4.06E-07	2.82E-04		
Arsenic	9.90E-08	6.88E-05		
Barium	2.27E-06	1.58E-03		
Beryllium	1.39E-08	9.64E-06		
Cadmium	6.55E-08	4.55E-05		
Chromium	2.70E-07	1.87E-04		
Cobalt	2.00E-07	1.39E-04		
Copper	3.96E-07	2.75E-04		
Fluoride	3.61E-06	2.51E-03		
Iron	3.41E-05	2.37E-02		
Kjeldahl Nitrogen		2.79E-02		
Lead	3.94E-07	2.73E-04		
Manganese	6.46E-06	4.49E-03		
Mercury	4.08E-09	2.83E-06		
Molybdenum	8.16E-08	5.67E-05		
Nickel	8.78E-07	6.10E-04		
Nitrate as Nitrogen	6.54E-06	4.54E-03		
Nitrate/Nitrite	1.71E-05	1.19E-02		
Orthophosphate		4.72E-04		
Selenium	2.11E-08	1.46E-05		
Silica		9.36E-02		
Silver	1.72E-07	1.19E-04		
Strontium	1.05E-05	7.30E-03		
Sulfate	1.00E-03	6.96E-01		
Sulfide		1.53E-01		
Tetraoxo-sulfate(1-)		5.27E-01		
Thallium	4.24E-07	2.95E-04		
Tin	2.12E-07	1.47E-04		
Uranium	1.96E-07	1.36E-04		
Vanadium	6.57E-07	4.56E-04		
Zinc	4.29E-07	2.98E-04		
1,1-Dichloroethene	1.45E-05	1.13E-03	6.19E-04	6.72E-03
1,2-Dichloroethane	8.65E-08	1.13E-05	6.19E-06	6.72E-05
1,2-Dichloroethene	5.34E-08	3.46E-05	1.89E-05	2.05E-04
2,4-Dimethylphenol	3.95E-06	2.49E-05	1.36E-05	1.48E-04
Benzene	1.34E-06	4.42E-05	2.41E-05	2.62E-04
Bis(2-ethylhexyl)phthalate	1.91E-07	5.67E-06		
Bromodichloromethane	4.26E-07	5.10E-05	2.79E-05	3.03E-04
Chloroethane	4.51E-06	3.92E-04	2.14E-04	2.32E-03
Chloroform	1.74E-06	1.36E-04	7.43E-05	8.07E-04
Di-n-butyl phthalate	9.20E-07	5.56E-06		
Dibromochloromethane	6.37E-08	1.13E-05	6.19E-06	6.72E-05
Dimethylbenzene	4.63E-04	3.39E-03	1.85E-03	2.01E-02
Ethane		7.03E-04		
Ethanol		1.36E-04		
Ethylbenzene	2.05E-04	1.92E-03	1.05E-03	1.14E-02
Ethylene		9.96E-03		
Fluorene	7.91E-06	2.24E-05	1.22E-05	1.33E-04
Isophorone	1.81E-07	2.85E-05		
Methylene chloride	1.65E-07	2.55E-05	1.39E-05	1.51E-04
Naphthalene	7.94E-06	8.00E-05	4.37E-05	4.74E-04
Phenanthrene	8.57E-06	2.20E-05	1.20E-05	1.31E-04
Trichloroethene	3.29E-03	1.43E-01	7.80E-02	8.47E-01
Vinyl chloride	2.98E-04	2.83E-02	1.55E-02	1.68E-01
cis-1,2-Dichloroethene	3.14E-04	2.18E-02	1.19E-02	1.29E-01
trans-1,2-Dichloroethene	4.37E-06	2.83E-03	1.55E-03	1.68E-02
Americium-241		-3.82E+02		

Table 3.45a Chronic daily intakes for excess lifetime cancer risk for direct contact exposures by a child resident
(continued)

----- AREA_CODE=n MEDIA=UCRS Groundwater -----
(continued)

Analyte	Dermal contact while showering	Direct ingestion	Inh. of volatiles while showering	Inh. of volatiles during household use
Cesium-137		1.89E+03		
Cobalt-60		2.49E+03		
Neptunium-237		6.83E+02		
Plutonium-239		2.92E+02		
Radium-226		1.09E+03		
Radon-222		1.69E+06	1.05E+07	1.13E+06
Technetium-99		3.03E+05		
Thorium-228		1.34E+03		
Uranium-234		9.10E+03		
Uranium-235		1.98E+03		
Uranium-235/236		1.68E+02		
Uranium-238		2.42E+04		

Table 3.45b Chronic daily intakes for excess lifetime cancer risk for direct contact exposures by an adult resident

----- AREA_CODE=a MEDIA=RGA Groundwater -----

Analyte	Dermal contact while showering	Direct ingestion	Inh. of volatiles while showering	Inh. of volatiles during household use
Aluminum	2.43E-05	1.34E-02		
Arsenic	8.59E-08	4.73E-05		
Barium	3.31E-06	1.82E-03		
Chromium	1.07E-06	5.91E-04		
Fluoride	7.43E-06	4.10E-03		
Iron	5.29E-05	2.91E-02		
Manganese	3.81E-06	2.10E-03		
Tetraoxo-sulfate(1-)		2.88E-01		
Thallium	5.75E-06	3.17E-03		
Vanadium	3.59E-06	1.98E-03		
Zinc	4.44E-07	2.44E-04		
1,1-Dichloroethene	5.16E-06	3.19E-04	8.72E-05	9.47E-04
Carbon tetrachloride	7.46E-05	1.87E-03	5.10E-04	5.54E-03
Chloroform	4.30E-07	2.66E-05	7.27E-06	7.89E-05
Tetrachloroethene	2.06E-03	3.06E-03	8.36E-04	9.08E-03
Trichloroethene	1.78E-01	6.12E+00	1.67E+00	1.82E+01
cis-1,2-Dichloroethene	2.47E-05	1.36E-03	3.72E-04	4.04E-03
trans-1,2-Dichloroethene	3.89E-06	2.00E-03	5.47E-04	5.94E-03
Cesium-137		3.07E+05		
Neptunium-237		1.46E+05		
Technetium-99		1.89E+07		
Thorium-230		2.07E+04		

----- AREA_CODE=a MEDIA=UCRS Groundwater -----

Analyte	Dermal contact while showering	Direct ingestion	Inh. of volatiles while showering	Inh. of volatiles during household use
Aluminum	5.49E-05	3.03E-02		
Antimony	6.74E-07	3.71E-04		
Arsenic	6.69E-08	3.68E-05		
Barium	1.15E-06	6.36E-04		
Beryllium	1.34E-08	7.40E-06		
Chromium	3.43E-07	1.89E-04		
Cobalt	4.83E-08	2.66E-05		
Iron	8.13E-05	4.48E-02		
Lead	1.67E-06	9.18E-04		
Manganese	1.39E-06	7.65E-04		
Nickel	2.19E-06	1.21E-03		
Silica		2.98E-01		
Tetraoxo-sulfate(1-)		8.31E-01		
Uranium	3.87E-07	2.13E-04		
Vanadium	2.30E-06	1.27E-03		
Zinc	4.81E-07	2.65E-04		
1,1-Dichloroethene	3.44E-07	2.13E-05	5.81E-06	6.31E-05
Bis(2-ethylhexyl)phthalate	5.65E-07	1.33E-05		
Chloroform	2.79E-06	1.73E-04	4.72E-05	5.13E-04
Trichloroethene	3.21E-02	1.10E+00	3.02E-01	3.27E+00
cis-1,2-Dichloroethene	3.14E-05	1.73E-03	4.72E-04	5.13E-03
trans-1,2-Dichloroethene	1.12E-06	5.74E-04	1.57E-04	1.70E-03
Neptunium-237		2.14E+04		
Radon-222		1.10E+07	3.42E+07	3.65E+06
Technetium-99		1.71E+06		

Table 3.45b Chronic daily intakes for excess lifetime cancer risk for direct contact exposures by an adult resident
(continued)

----- AREA_CODE=b MEDIA=McNairy Groundwater -----

Analyte	Dermal contact while showering	Direct ingestion	Inh. of volatiles while showering	Inh. of volatiles during household use
Aluminum	2.03E-05	1.12E-02		
Antimony	2.59E-06	1.42E-03		
Nitrate as Nitrogen	1.68E-05	9.23E-03		
Silica		1.07E-01		
Tetraoxo-sulfate(1-)		1.31E-01		
Trichloroethene	2.32E-04	7.98E-03	2.18E-03	2.37E-02
Technetium-99		3.00E+06		

----- AREA_CODE=b MEDIA=RGA Groundwater -----

Analyte	Dermal contact while showering	Direct ingestion	Inh. of volatiles while showering	Inh. of volatiles during household use
Aluminum	3.68E-05	2.03E-02		
Arsenic	8.08E-08	4.45E-05		
Barium	5.25E-06	2.90E-03		
Beryllium	1.55E-07	8.56E-05		
Cadmium	2.09E-07	1.15E-04		
Chromium	8.26E-07	4.55E-04		
Cobalt	6.40E-07	3.53E-04		
Fluoride	3.77E-06	2.08E-03		
Iron	1.23E-04	6.78E-02		
Lead	9.99E-07	5.50E-04		
Manganese	9.62E-06	5.30E-03		
Mercury	7.25E-09	3.99E-06		
Nitrate as Nitrogen	4.00E-05	2.20E-02		
Selenium	1.02E-07	5.60E-05		
Silica		1.36E-01		
Sulfate	2.15E-04	1.18E-01		
Tetraoxo-sulfate(1-)		9.88E-02		
Tin	3.63E-06	2.00E-03		
Uranium	1.51E-07	8.34E-05		
Vanadium	9.66E-07	5.32E-04		
Zinc	6.64E-07	3.66E-04		
1,1,2-Trichloroethane	4.06E-07	2.66E-05	7.27E-06	7.89E-05
1,1-Dichloroethene	2.79E-07	1.73E-05	4.72E-06	5.13E-05
1,2-Dichloroethane	1.41E-07	1.46E-05	4.00E-06	4.34E-05
Acetone	2.59E-07	2.51E-04	6.86E-05	7.45E-04
Carbon tetrachloride	8.50E-06	2.13E-04	5.81E-05	6.31E-04
Chlorobenzene	1.98E-06	2.66E-05	7.27E-06	7.89E-05
Chloroform	3.01E-06	1.86E-04	5.09E-05	5.52E-04
Di-n-butyl phthalate	2.22E-05	1.06E-04		
Ethane		1.12E-03		
Ethylene		8.06E-03		
Methylene chloride	2.42E-07	2.96E-05	8.09E-06	8.79E-05
Tetrachloroethene	2.86E-03	4.26E-03	1.16E-03	1.26E-02
Trichloroethene	9.42E-04	3.25E-02	8.86E-03	9.62E-02
Vinyl chloride	2.00E-04	1.51E-02	4.11E-03	4.47E-02
cis-1,2-Dichloroethene	1.57E-04	8.68E-03	2.37E-03	2.57E-02
Americium-241		1.62E+04		
Cesium-137		1.90E+04		
Cobalt-60		2.73E+04		
Plutonium-239		1.37E+03		
Radium-226		1.59E+06		
Radon-222		5.75E+06	1.79E+07	1.91E+06

Table 3.45b Chronic daily intakes for excess lifetime cancer risk for direct contact exposures by an adult resident
(continued)

----- AREA_CODE=b MEDIA=RGA Groundwater -----
(continued)

Analyte	Dermal contact while showering	Direct ingestion	Inh. of volatiles while showering	Inh. of volatiles during household use
Technetium-99		9.85E+06		
Thorium-230		1.63E+04		
Uranium-234		7.92E+04		
Uranium-235		1.04E+04		
Uranium-235/236		3.10E+03		
Uranium-238		8.24E+05		

----- AREA_CODE=b MEDIA=UCRS Groundwater -----

Analyte	Dermal contact while showering	Direct ingestion	Inh. of volatiles while showering	Inh. of volatiles during household use
Aluminum	6.06E-05	3.34E-02		
Arsenic	4.38E-07	2.41E-04		
Barium	4.22E-06	2.32E-03		
Beryllium	9.66E-09	5.32E-06		
Cadmium	1.55E-07	8.52E-05		
Chromium	9.01E-07	4.96E-04		
Cobalt	1.81E-07	9.98E-05		
Fluoride	6.25E-06	3.44E-03		
Iron	7.93E-05	4.37E-02		
Lead	4.35E-08	2.40E-05		
Manganese	6.13E-06	3.38E-03		
Mercury	7.25E-09	3.99E-06		
Molybdenum	2.42E-07	1.33E-04		
Nickel	7.54E-06	4.16E-03		
Nitrate as Nitrogen	1.57E-05	8.66E-03		
Selenium	6.32E-08	3.48E-05		
Silica		2.71E-01		
Sulfate	3.71E-03	2.04E+00		
Tetraoxo-sulfate(1-)		1.33E+00		
Thallium	5.54E-07	3.05E-04		
Tin	6.28E-07	3.46E-04		
Uranium	1.83E-07	1.01E-04		
Vanadium	2.36E-06	1.30E-03		
Zinc	4.67E-07	2.57E-04		
1,1-Dichloroethene	5.59E-07	3.46E-05	9.44E-06	1.03E-04
1,2-Dichloroethene	2.17E-07	1.12E-04	3.05E-05	3.31E-04
2,4-Dimethylphenol	7.59E-06	3.80E-05	1.04E-05	1.13E-04
Benzene	3.96E-06	1.04E-04	2.83E-05	3.08E-04
Chloroethane	4.11E-05	2.83E-03	7.74E-04	8.40E-03
Di-n-butyl phthalate	1.58E-06	7.59E-06		
Dimethylbenzene	1.65E-05	9.58E-05	2.62E-05	2.84E-04
Ethane		1.99E-03		
Ethylbenzene	1.55E-06	1.16E-05	3.16E-06	3.43E-05
Ethylene		2.82E-02		
Isophorone	4.55E-07	5.69E-05		
Trichloroethene	1.10E-02	3.79E-01	1.03E-01	1.12E+00
Vinyl chloride	1.58E-05	1.20E-03	3.27E-04	3.55E-03
cis-1,2-Dichloroethene	2.70E-04	1.49E-02	4.06E-03	4.41E-02
trans-1,2-Dichloroethene	1.32E-07	6.79E-05	1.85E-05	2.01E-04
Americium-241		8.09E+03		
Cobalt-60		2.86E+04		
Neptunium-237		2.79E+03		

Table 3.45b Chronic daily intakes for excess lifetime cancer risk for direct contact exposures by an adult resident
(continued)

----- AREA_CODE=b MEDIA=UCRS Groundwater -----
(continued)

Analyte	Dermal contact while showering	Direct ingestion	Inh. of volatiles while showering	Inh. of volatiles during household use
Plutonium-239		6.47E+03		
Radium-226		1.09E+04		
Radon-222		2.48E+07	7.71E+07	8.25E+06
Technetium-99		5.49E+06		
Uranium-234		9.76E+04		
Uranium-235		1.57E+04		
Uranium-235/236		1.90E+03		
Uranium-238		8.28E+05		

----- AREA_CODE=c MEDIA=RGA Groundwater -----

Analyte	Dermal contact while showering	Direct ingestion	Inh. of volatiles while showering	Inh. of volatiles during household use
Aluminum	9.05E-05	4.98E-02		
Barium	2.79E-06	1.54E-03		
Chromium	5.05E-06	2.78E-03		
Iron	1.63E-04	8.98E-02		
Manganese	7.26E-06	4.00E-03		
Molybdenum	8.96E-07	4.94E-04		
Silica		1.65E-01		
Sulfate	4.25E-04	2.34E-01		
Tetraoxo-sulfate(1-)		2.48E-01		
Zinc	8.07E-07	4.44E-04		
1,1-Dichloroethene	1.97E-06	1.22E-04	3.34E-05	3.63E-04
Chloroform	1.07E-06	6.65E-05	1.82E-05	1.97E-04
Trichloroethene	1.61E-04	5.55E-03	1.52E-03	1.65E-02
cis-1,2-Dichloroethene	1.49E-06	8.23E-05	2.25E-05	2.44E-04
Radon-222		3.45E+07	1.08E+08	1.15E+07
Technetium-99		5.40E+06		

----- AREA_CODE=c MEDIA=UCRS Groundwater -----

Analyte	Dermal contact while showering	Direct ingestion	Inh. of volatiles while showering	Inh. of volatiles during household use
Aluminum	4.42E-05	2.43E-02		
Barium	1.60E-06	8.81E-04		
Iron	4.59E-05	2.53E-02		
Manganese	3.17E-06	1.75E-03		
Silica		3.66E-01		
Tetraoxo-sulfate(1-)		7.87E-01		
Vanadium	8.03E-07	4.42E-04		
Zinc	5.47E-07	3.01E-04		
Benzene	5.07E-07	1.33E-05	3.63E-06	3.95E-05
Chloroform	2.58E-06	1.60E-04	4.36E-05	4.73E-04
Trichloroethene	1.07E-06	3.69E-05	1.01E-05	1.09E-04
Technetium-99		1.40E+06		

Table 3.45b Chronic daily intakes for excess lifetime cancer risk for direct contact exposures by an adult resident
(continued)

----- AREA_CODE=d MEDIA=McNairy Groundwater -----

Analyte	Dermal contact while showering	Direct ingestion	Inh. of volatiles while showering	Inh. of volatiles during household use
Silica		2.05E-01		
Tetraoxo-sulfate(1-)		1.87E-01		
Thallium	8.07E-06	4.45E-03		
Zinc	3.36E-06	1.85E-03		
Trichloroethene	6.48E-07	2.23E-05	6.09E-06	6.61E-05

----- AREA_CODE=d MEDIA=Other Groundwater -----

Analyte	Dermal contact while showering	Direct ingestion	Inh. of volatiles while showering	Inh. of volatiles during household use
Methylene chloride	5.43E-07	6.65E-05	1.82E-05	1.97E-04

----- AREA_CODE=d MEDIA=RGa Groundwater -----

Analyte	Dermal contact while showering	Direct ingestion	Inh. of volatiles while showering	Inh. of volatiles during household use
Aluminum	3.01E-05	1.66E-02		
Arsenic	9.62E-08	5.30E-05		
Barium	6.01E-06	3.31E-03		
Chromium	8.46E-07	4.66E-04		
Cobalt	5.72E-07	3.15E-04		
Fluoride	3.87E-06	2.13E-03		
Iron	4.91E-05	2.71E-02		
Lead	1.63E-06	8.96E-04		
Manganese	2.81E-05	1.55E-02		
Silica		1.57E-01		
Tetraoxo-sulfate(1-)		1.08E-01		
Tin	1.93E-05	1.06E-02		
Uranium	5.46E-08	3.01E-05		
Vanadium	1.52E-06	8.38E-04		
Zinc	5.03E-07	2.77E-04		
Bis(2-ethylhexyl)phthalate	1.13E-06	2.66E-05		
Butyl benzyl phthalate	1.72E-06	1.33E-05		
Di-n-butyl phthalate	2.03E-05	9.73E-05		
Dimethylbenzene	1.84E-04	1.07E-03	2.92E-04	3.17E-03
Ethylbenzene	7.08E-05	5.27E-04	1.44E-04	1.56E-03
Methylene chloride	4.49E-06	5.50E-04	1.50E-04	1.63E-03
Tetrachloroethene	4.47E-05	6.65E-05	1.82E-05	1.97E-04
Trichloroethene	3.30E-04	1.14E-02	3.11E-03	3.37E-02
cis-1,2-Dichloroethene	7.00E-06	3.86E-04	1.05E-04	1.14E-03
Americium-241		1.19E+04		
Cesium-137		4.92E+05		
Cobalt-60		4.76E+03		
Plutonium-239		8.76E+02		
Radium-226		1.90E+04		
Radon-222		1.79E+07	5.58E+07	5.96E+06
Technetium-99		4.97E+05		
Uranium-234		2.71E+04		
Uranium-238		3.76E+04		

Table 3.45b Chronic daily intakes for excess lifetime cancer risk for direct contact exposures by an adult resident
(continued)

----- AREA_CODE=d MEDIA=UCRS Groundwater -----

Analyte	Dermal contact while showering	Direct ingestion	Inh. of volatiles while showering	Inh. of volatiles during household use
Aluminum	1.13E-04	6.23E-02		
Ammonia as Nitrogen	2.58E-06	9.48E-04		
Antimony	6.21E-07	3.42E-04		
Arsenic	8.89E-08	4.90E-05		
Barium	6.15E-06	3.39E-03		
Beryllium	4.11E-08	2.26E-05		
Cadmium	2.90E-07	1.60E-04		
Chromium	6.80E-07	3.75E-04		
Cobalt	5.86E-07	3.23E-04		
Fluoride	5.32E-06	2.93E-03		
Iron	1.82E-03	1.00E+00		
Kjeldahl Nitrogen		6.55E-02		
Lead	8.34E-07	4.60E-04		
Manganese	6.52E-04	3.59E-01		
Mercury	2.53E-09	1.39E-06		
Nickel	8.28E-07	4.56E-04		
Nitrate as Nitrogen	4.48E-05	2.47E-02		
Nitrate/Nitrite	9.51E-05	5.24E-02		
Orthophosphate		1.11E-03		
Selenium	8.02E-08	4.42E-05		
Silica		1.75E-01		
Strontium	3.11E-05	1.71E-02		
Sulfate	6.57E-04	3.62E-01		
Sulfide		3.59E-01		
Tetraoxo-sulfate(1-)		1.38E+00		
Uranium	8.23E-07	4.53E-04		
Vanadium	4.64E-06	2.55E-03		
Zinc	5.31E-07	2.93E-04		
1,1-Dichloroethene	3.23E-06	2.00E-04	5.47E-05	5.94E-04
1,2-Dichloroethane	2.56E-07	2.66E-05	7.27E-06	7.89E-05
1,2-Dichloroethene	6.46E-08	3.33E-05	9.08E-06	9.87E-05
Benzene	2.54E-06	6.65E-05	1.82E-05	1.97E-04
Dimethylbenzene	3.18E-04	1.85E-03	5.05E-04	5.48E-03
Ethylbenzene	1.77E-04	1.32E-03	3.59E-04	3.90E-03
Fluorene	2.71E-05	6.08E-05	1.66E-05	1.80E-04
Methylene chloride	6.60E-07	8.08E-05	2.21E-05	2.39E-04
Naphthalene	1.21E-05	9.68E-05	2.64E-05	2.87E-04
Phenanthrene	2.89E-05	5.89E-05	1.61E-05	1.75E-04
Trichloroethene	1.93E-03	6.64E-02	1.81E-02	1.97E-01
cis-1,2-Dichloroethene	1.78E-06	9.81E-05	2.68E-05	2.91E-04
Neptunium-237		5.64E+04		
Radon-222		1.08E+07	3.36E+07	3.59E+06
Technetium-99		2.84E+06		
Thorium-228		1.52E+04		
Uranium-234		2.86E+05		
Uranium-235		2.90E+04		
Uranium-238		6.36E+05		

----- AREA_CODE=e MEDIA=McNairy Groundwater -----

Analyte	Dermal contact while showering	Direct ingestion	Inh. of volatiles while showering	Inh. of volatiles during household use
Aluminum	2.14E-05	1.18E-02		
Arsenic	3.50E-07	1.93E-04		

Table 3.45b Chronic daily intakes for excess lifetime cancer risk for direct contact exposures by an adult resident
(continued)

----- AREA_CODE=e MEDIA=McNairy Groundwater -----
(continued)

Analyte	Dermal contact while showering	Direct ingestion	Inh. of volatiles while showering	Inh. of volatiles during household use
Barium	6.73E-06	3.71E-03		
Beryllium	2.47E-07	1.36E-04		
Cadmium	5.07E-07	2.79E-04		
Chromium	2.95E-06	1.63E-03		
Cobalt	9.36E-07	5.16E-04		
Fluoride	7.38E-06	4.07E-03		
Iron	3.61E-04	1.99E-01		
Manganese	1.22E-05	6.70E-03		
Nickel	1.28E-06	7.03E-04		
Silica		2.75E-01		
Sulfate	2.82E-02	1.55E+01		
Tetraoxo-sulfate(1-)		1.17E-01		
Uranium	1.20E-07	6.62E-05		
Vanadium	1.09E-05	6.03E-03		
Zinc	3.90E-06	2.15E-03		
Trichloroethene	7.16E-07	2.47E-05	6.73E-06	7.31E-05
Radon-222		6.59E+06	2.05E+07	2.20E+06
Technetium-99		1.93E+05		

----- AREA_CODE=e MEDIA=RGA Groundwater -----

Analyte	Dermal contact while showering	Direct ingestion	Inh. of volatiles while showering	Inh. of volatiles during household use
Aluminum	1.53E-05	8.43E-03		
Arsenic	6.08E-08	3.35E-05		
Barium	4.49E-06	2.47E-03		
Beryllium	1.44E-07	7.96E-05		
Cadmium	3.90E-07	2.15E-04		
Cobalt	6.40E-07	3.53E-04		
Copper	9.30E-07	5.12E-04		
Fluoride	3.82E-06	2.10E-03		
Iron	6.80E-05	3.75E-02		
Manganese	1.61E-06	8.87E-04		
Molybdenum	7.11E-07	3.92E-04		
Silica		1.17E-01		
Silver	8.72E-07	4.80E-04		
Sulfate	9.45E-04	5.21E-01		
Tetraoxo-sulfate(1-)		1.18E-01		
Thallium	2.06E-06	1.14E-03		
Uranium	3.12E-08	1.72E-05		
Vanadium	1.97E-06	1.09E-03		
Zinc	8.57E-07	4.72E-04		
2-Butanone	4.48E-06	2.26E-03	6.18E-04	6.71E-03
Dimethylbenzene	1.37E-05	7.98E-05	2.18E-05	2.37E-04
Trichloroethene	5.39E-04	1.86E-02	5.07E-03	5.50E-02
trans-1,2-Dichloroethene	1.29E-07	6.65E-05	1.82E-05	1.97E-04
Cobalt-60		1.90E+04		
Radon-222		9.54E+06	2.97E+07	3.18E+06
Technetium-99		1.10E+07		
Thorium-230		1.63E+04		

Table 3.45b Chronic daily intakes for excess lifetime cancer risk for direct contact exposures by an adult resident
(continued)

----- AREA_CODE=e MEDIA=UCRS Groundwater -----

Analyte	Dermal contact while showering	Direct ingestion	Inh. of volatiles while showering	Inh. of volatiles during household use
Aluminum	1.03E-04	5.65E-02		
Arsenic	7.86E-08	4.33E-05		
Barium	1.07E-05	5.89E-03		
Chromium	1.10E-06	6.08E-04		
Fluoride	1.30E-05	7.16E-03		
Iron	1.09E-04	6.01E-02		
Manganese	1.50E-06	8.24E-04		
Nickel	3.91E-06	2.15E-03		
Silica		2.53E-01		
Sulfate	8.26E-04	4.55E-01		
Tetraoxo-sulfate(1-)		2.32E-01		
Vanadium	1.12E-05	6.16E-03		
Zinc	2.51E-06	1.38E-03		
Trichloroethene	5.06E-07	1.74E-05	4.76E-06	5.17E-05
Radon-222		3.92E+06	1.22E+07	1.31E+06

----- AREA_CODE=f MEDIA=McNairy Groundwater -----

Analyte	Dermal contact while showering	Direct ingestion	Inh. of volatiles while showering	Inh. of volatiles during household use
Barium	4.20E-06	2.31E-03		
Tetraoxo-sulfate(1-)		5.19E-02		
Zinc	2.79E-06	1.54E-03		

----- AREA_CODE=f MEDIA=RGa Groundwater -----

Analyte	Dermal contact while showering	Direct ingestion	Inh. of volatiles while showering	Inh. of volatiles during household use
Aluminum	1.29E-05	7.13E-03		
Arsenic	6.28E-08	3.46E-05		
Barium	6.84E-06	3.77E-03		
Cadmium	7.03E-07	3.88E-04		
Chromium	2.01E-06	1.11E-03		
Copper	7.16E-07	3.94E-04		
Iron	3.13E-05	1.73E-02		
Manganese	1.73E-06	9.53E-04		
Silica		1.35E-01		
Sulfate	4.62E-04	2.54E-01		
Tetraoxo-sulfate(1-)		5.34E-01		
Vanadium	1.77E-06	9.77E-04		
Zinc	4.35E-07	2.40E-04		
1,1-Dichloroethene	1.22E-06	7.53E-05	2.06E-05	2.23E-04
1,2-Dichloroethene	3.62E-07	1.86E-04	5.09E-05	5.52E-04
Bis(2-ethylhexyl)phthalate	1.58E-05	3.73E-04		
Carbon tetrachloride	3.19E-07	7.98E-06	2.18E-06	2.37E-05
Trichloroethene	2.92E-04	1.00E-02	2.74E-03	2.98E-02
cis-1,2-Dichloroethene	1.81E-06	9.97E-05	2.72E-05	2.96E-04
Plutonium-239		2.83E+03		
Radon-222		1.26E+07	3.92E+07	4.19E+06

Table 3.45b Chronic daily intakes for excess lifetime cancer risk for direct contact exposures by an adult resident
(continued)

----- AREA_CODE=f MEDIA=RGA Groundwater -----
(continued)

Analyte	Dermal contact while showering	Direct ingestion	Inh. of volatiles while showering	Inh. of volatiles during household use
Technetium-99		2.82E+05		

----- AREA_CODE=f MEDIA=UCRS Groundwater -----

Analyte	Dermal contact while showering	Direct ingestion	Inh. of volatiles while showering	Inh. of volatiles during household use
Aluminum	1.66E-04	9.17E-02		
Barium	2.92E-06	1.61E-03		
Iron	9.86E-05	5.43E-02		
Manganese	1.86E-06	1.02E-03		
Silica		3.41E-01		
Tetraoxo-sulfate(1-)		4.02E-01		
Vanadium	1.07E-06	5.92E-04		
Zinc	1.51E-06	8.31E-04		
Trichloroethene	5.26E-07	1.81E-05	4.95E-06	5.37E-05
Radon-222		1.12E+07	3.49E+07	3.73E+06
Technetium-99		8.63E+05		

----- AREA_CODE=g MEDIA=McNairy Groundwater -----

Analyte	Dermal contact while showering	Direct ingestion	Inh. of volatiles while showering	Inh. of volatiles during household use
Arsenic	6.04E-08	3.33E-05		
Mercury	2.42E-08	1.34E-05		
Silica		1.59E-01		
Tetraoxo-sulfate(1-)		1.01E-01		
Neptunium-237		7.57E+03		
Plutonium-239		2.40E+03		
Radium-226		2.17E+04		

----- AREA_CODE=g MEDIA=RGA Groundwater -----

Analyte	Dermal contact while showering	Direct ingestion	Inh. of volatiles while showering	Inh. of volatiles during household use
Aluminum	3.63E-05	2.00E-02		
Arsenic	6.06E-08	3.34E-05		
Cadmium	2.90E-07	1.60E-04		
Chromium	1.94E-06	1.07E-03		
Iron	7.22E-05	3.98E-02		
Lead	1.61E-06	8.89E-04		
Manganese	1.41E-06	7.77E-04		
Nickel	3.16E-06	1.74E-03		
Silica		1.38E-01		

Table 3.45b Chronic daily intakes for excess lifetime cancer risk for direct contact exposures by an adult resident
(continued)

----- AREA_CODE=g MEDIA=RGA Groundwater -----
(continued)

Analyte	Dermal contact while showering	Direct ingestion	Inh. of volatiles while showering	Inh. of volatiles during household use
Tetraoxo-sulfate(1-)		5.99E-02		
Zinc	1.31E-06	7.22E-04		
Trichloroethene	3.86E-07	1.33E-05	3.63E-06	3.95E-05
Neptunium-237		5.13E+03		
Radium-226		8.48E+03		
Radon-222		1.50E+07	4.67E+07	4.99E+06
Technetium-99		5.45E+05		
Thorium-230		1.35E+04		

----- AREA_CODE=g MEDIA=UCRS Groundwater -----

Analyte	Dermal contact while showering	Direct ingestion	Inh. of volatiles while showering	Inh. of volatiles during household use
Aluminum	2.25E-05	1.24E-02		
Chromium	2.17E-06	1.20E-03		
Manganese	1.42E-05	7.82E-03		
Nitrate as Nitrogen	6.96E-05	3.84E-02		
Silica		1.78E-01		
Tetraoxo-sulfate(1-)		1.07E+00		
Vanadium	2.46E-06	1.35E-03		
Zinc	8.00E-07	4.41E-04		
Neptunium-237		2.27E+03		
Plutonium-239		2.00E+03		
Radium-226		2.40E+04		
Radon-222		1.45E+07	4.52E+07	4.83E+06
Technetium-99		5.93E+05		

----- AREA_CODE=h MEDIA=McNairy Groundwater -----

Analyte	Dermal contact while showering	Direct ingestion	Inh. of volatiles while showering	Inh. of volatiles during household use
Fluoride	7.74E-06	4.26E-03		
Silica		2.19E-01		
Tetraoxo-sulfate(1-)		7.91E-02		
Radium-226		2.07E+04		
Radon-222		6.21E+06	1.93E+07	2.07E+06
Thorium-230		2.42E+04		

----- AREA_CODE=h MEDIA=Other Groundwater -----

Analyte	Dermal contact while showering	Direct ingestion	Inh. of volatiles while showering	Inh. of volatiles during household use
Antimony	1.05E-06	5.78E-04		

Table 3.45b Chronic daily intakes for excess lifetime cancer risk for direct contact exposures by an adult resident
(continued)

----- AREA_CODE=h MEDIA=Other Groundwater -----
(continued)

Analyte	Dermal contact while showering	Direct ingestion	Inh. of volatiles while showering	Inh. of volatiles during household use
Barium	1.35E-06	7.46E-04		
Chromium	6.69E-07	3.69E-04		
Fluoride	3.19E-05	1.76E-02		
Iron	1.06E-05	5.83E-03		
Manganese	7.54E-07	4.16E-04		
Mercury	6.94E-09	3.83E-06		
Nickel	1.40E-06	7.70E-04		
Nitrate as Nitrogen	7.07E-05	3.89E-02		
Silica		1.09E-01		
Tetraoxo-sulfate(1-)		1.66E-01		
Thallium	1.74E-06	9.61E-04		
Vanadium	2.84E-06	1.57E-03		
Zinc	4.68E-07	2.58E-04		
Neptunium-237		2.18E+03		
Radium-226		8.43E+03		
Radon-222		2.03E+07	6.32E+07	6.76E+06
Thorium-230		1.44E+04		

----- AREA_CODE=h MEDIA=RGa Groundwater -----

Analyte	Dermal contact while showering	Direct ingestion	Inh. of volatiles while showering	Inh. of volatiles during household use
Aluminum	5.58E-05	3.07E-02		
Arsenic	6.72E-08	3.70E-05		
Barium	2.24E-06	1.23E-03		
Chromium	3.36E-06	1.85E-03		
Iron	1.76E-04	9.72E-02		
Manganese	1.11E-06	6.10E-04		
Nitrate as Nitrogen	1.82E-04	1.00E-01		
Tetraoxo-sulfate(1-)		1.19E-01		
Uranium	7.42E-08	4.09E-05		
Vanadium	1.63E-06	8.99E-04		
Trichloroethene	4.61E-07	1.59E-05	4.34E-06	4.71E-05
cis-1,2-Dichloroethene	5.80E-07	3.19E-05	8.72E-06	9.47E-05
Radon-222		8.01E+06	2.49E+07	2.67E+06
Technetium-99		4.46E+05		

----- AREA_CODE=h MEDIA=UCRS Groundwater -----

Analyte	Dermal contact while showering	Direct ingestion	Inh. of volatiles while showering	Inh. of volatiles during household use
Aluminum	3.96E-05	2.18E-02		
Barium	1.42E-06	7.84E-04		
Iron	3.64E-05	2.01E-02		
Manganese	1.09E-06	6.00E-04		
Nickel	8.05E-06	4.44E-03		
Nitrate as Nitrogen	3.95E-05	2.18E-02		
Silica		5.19E-01		

Table 3.45b Chronic daily intakes for excess lifetime cancer risk for direct contact exposures by an adult resident
(continued)

----- AREA_CODE=h MEDIA=UCRS Groundwater -----
(continued)

Analyte	Dermal contact while showering	Direct ingestion	Inh. of volatiles while showering	Inh. of volatiles during household use
Tetraoxo-sulfate(1-)		3.26E-01		
Vanadium	9.66E-07	5.32E-04		
Zinc	4.35E-07	2.40E-04		
Radon-222		6.38E+06	1.99E+07	2.12E+06

----- AREA_CODE=i MEDIA=McNairy Groundwater -----

Analyte	Dermal contact while showering	Direct ingestion	Inh. of volatiles while showering	Inh. of volatiles during household use
Manganese	1.75E-05	9.65E-03		
Silica		2.22E-01		
Tetraoxo-sulfate(1-)		1.35E-01		
Vanadium	4.52E-06	2.49E-03		

----- AREA_CODE=i MEDIA=RGA Groundwater -----

Analyte	Dermal contact while showering	Direct ingestion	Inh. of volatiles while showering	Inh. of volatiles during household use
Aluminum	2.70E-05	1.49E-02		
Antimony	2.01E-06	1.11E-03		
Arsenic	6.52E-08	3.59E-05		
Barium	2.44E-06	1.35E-03		
Beryllium	1.92E-07	1.06E-04		
Bicarbonate		1.69E+00		
Boron	6.38E-06	3.52E-03		
Cadmium	9.51E-08	5.24E-05		
Cerium		5.32E-04		
Chromium	6.35E-06	3.50E-03		
Cobalt	6.93E-07	3.82E-04		
Copper	7.24E-07	3.99E-04		
Fluoride	5.04E-06	2.78E-03		
Gallium		5.99E-04		
Iron	7.14E-05	3.93E-02		
Lithium	9.66E-07	5.32E-04		
Manganese	3.28E-06	1.81E-03		
Mercury	3.19E-09	1.76E-06		
Nickel	1.81E-06	1.00E-03		
Selenium	6.08E-08	3.35E-05		
Silica		1.61E-01		
Silver	5.07E-07	2.79E-04		
Sulfate	9.29E-04	5.12E-01		
Tetraoxo-sulfate(1-)		2.08E-01		
Thorium		3.33E-04		
Titanium	8.78E-07	4.84E-04		
Uranium	2.77E-08	1.52E-05		
Vanadium	1.72E-06	9.50E-04		
Zinc	1.36E-06	7.50E-04		
Zirconium	2.42E-07	1.33E-04		

Table 3.45b Chronic daily intakes for excess lifetime cancer risk for direct contact exposures by an adult resident
(continued)

----- AREA_CODE=i MEDIA=RGA Groundwater -----
(continued)

Analyte	Dermal contact while showering	Direct ingestion	Inh. of volatiles while showering	Inh. of volatiles during household use
1,2-Dichlorobenzene	8.40E-08	7.59E-07	2.07E-07	2.25E-06
1,2-Dichloroethene	3.51E-08	1.81E-05	4.94E-06	5.37E-05
1,3,5-Trimethylbenzene	1.18E-06	2.66E-06	7.27E-07	7.89E-06
1,4-Dichlorobenzene	9.28E-08	8.25E-07	2.25E-07	2.45E-06
4-Bromofluorobenzene		6.25E-04		
4-Methyl-2-pentanone	6.37E-07	1.06E-04	2.90E-05	3.15E-04
Acetone	1.11E-07	1.08E-04	2.94E-05	3.20E-04
Acrylonitrile	3.38E-07	1.33E-04	3.63E-05	3.95E-04
Benzene	5.07E-07	1.33E-05	3.63E-06	3.95E-05
Bis(2-ethylhexyl)phthalate	3.00E-06	7.07E-05		
Bromomethane	8.45E-08	1.33E-05	3.63E-06	3.95E-05
Carbazole	1.90E-05	1.15E-04		
Chloroform	4.30E-07	2.66E-05	7.27E-06	7.89E-05
Chloromethane	2.03E-07	2.66E-05	7.27E-06	7.89E-05
Chrysene	1.17E-05	7.98E-06		
Di-n-butyl phthalate	1.56E-05	7.48E-05		
Dimethylbenzene	6.86E-06	3.99E-05	1.09E-05	1.18E-04
Ethanol		2.24E-03		
Ethylbenzene	1.79E-06	1.33E-05	3.63E-06	3.95E-05
Methylene chloride	3.87E-07	4.73E-05	1.29E-05	1.40E-04
PCB-1254	3.54E-06	5.63E-06		
Polychlorinated biphenyl	8.36E-07	1.33E-06		
Tetrachloroethene	1.79E-05	2.66E-05	7.27E-06	7.89E-05
Trichloroethene	1.58E-06	5.43E-05	1.48E-05	1.61E-04
Vinyl chloride	1.76E-07	1.33E-05	3.63E-06	3.95E-05
m,p-Xylene	1.25E-07	7.27E-07	1.98E-07	2.15E-06
trans-1,3-Dichloropropene		2.26E-06		
Americium-241		9.48E+03		
Cesium-137		1.02E+04		
Cobalt-60		1.77E+04		
Radium-226		1.53E+04		
Radon-222		1.37E+07	4.25E+07	4.55E+06
Technetium-99		1.35E+06		

----- AREA_CODE=i MEDIA=UCRS Groundwater -----

Analyte	Dermal contact while showering	Direct ingestion	Inh. of volatiles while showering	Inh. of volatiles during household use
Aluminum	1.23E-04	6.76E-02		
Antimony	3.51E-07	1.93E-04		
Arsenic	1.60E-07	8.82E-05		
Barium	7.09E-06	3.91E-03		
Cadmium	1.60E-07	8.79E-05		
Chromium	6.90E-07	3.80E-04		
Cobalt	6.16E-07	3.39E-04		
Copper	6.82E-06	3.76E-03		
Fluoride	2.13E-05	1.17E-02		
Iron	1.34E-04	7.36E-02		
Lead	1.39E-06	7.63E-04		
Manganese	3.20E-05	1.76E-02		
Mercury	2.92E-09	1.61E-06		
Nickel	1.29E-06	7.12E-04		
Silica		1.78E-01		

Table 3.45b Chronic daily intakes for excess lifetime cancer risk for direct contact exposures by an adult resident
(continued)

----- AREA_CODE=i MEDIA=UCRS Groundwater -----
(continued)

Analyte	Dermal contact while showering	Direct ingestion	Inh. of volatiles while showering	Inh. of volatiles during household use
Silver	4.54E-07	2.50E-04		
Sulfate	2.03E-03	1.12E+00		
Tetraoxo-sulfate(1-)		1.40E+00		
Thallium	1.98E-07	1.09E-04		
Uranium	2.72E-07	1.50E-04		
Vanadium	7.32E-06	4.03E-03		
Zinc	7.00E-06	3.85E-03		
Benzene	1.25E-06	3.29E-05	8.97E-06	9.74E-05
Bromodichloromethane	3.54E-07	3.37E-05	9.19E-06	9.98E-05
Chloroform	6.13E-07	3.80E-05	1.04E-05	1.13E-04
Dibromochloromethane	1.88E-07	2.66E-05	7.27E-06	7.89E-05
Ethanol		3.19E-04		
Methylene chloride	4.68E-07	5.73E-05	1.57E-05	1.70E-04
Trichloroethene	1.32E-06	4.54E-05	1.24E-05	1.35E-04
Cesium-137		2.14E+04		
Cobalt-60		3.24E+04		
Radium-226		1.58E+04		
Radon-222		1.12E+07	3.48E+07	3.72E+06
Technetium-99		7.09E+05		

----- AREA_CODE=j MEDIA=McNairy Groundwater -----

Analyte	Dermal contact while showering	Direct ingestion	Inh. of volatiles while showering	Inh. of volatiles during household use
Aluminum	4.93E-05	2.71E-02		
Arsenic	2.06E-06	1.14E-03		
Manganese	7.29E-05	4.02E-02		
Molybdenum	7.61E-06	4.19E-03		
Sulfate	3.77E-03	2.08E+00		

----- AREA_CODE=j MEDIA=RGa Groundwater -----

Analyte	Dermal contact while showering	Direct ingestion	Inh. of volatiles while showering	Inh. of volatiles during household use
Aluminum	8.21E-05	4.52E-02		
Arsenic	1.04E-07	5.71E-05		
Iron	1.12E-04	6.18E-02		
Manganese	5.69E-05	3.13E-02		
Molybdenum	2.99E-06	1.65E-03		
Silica		1.90E-01		
Sulfate	9.12E-03	5.03E+00		
Thallium	1.75E-06	9.65E-04		
Vanadium	2.30E-06	1.27E-03		

Table 3.45b Chronic daily intakes for excess lifetime cancer risk for direct contact exposures by an adult resident
(continued)

----- AREA_CODE=k MEDIA=Other Groundwater -----

Analyte	Dermal contact while showering	Direct ingestion	Inh. of volatiles while showering	Inh. of volatiles during household use
Aluminum	2.01E-04	1.11E-01		
Ammonia as Nitrogen	1.47E-04	5.41E-02		
Antimony	1.26E-06	6.96E-04		
Arsenic	6.53E-08	3.60E-05		
Barium	2.33E-06	1.28E-03		
Beryllium	1.44E-07	7.93E-05		
Cadmium	3.86E-07	2.13E-04		
Chromium	6.52E-07	3.59E-04		
Cobalt	1.27E-06	7.02E-04		
Fluoride	9.30E-06	5.12E-03		
Iron	3.91E-03	2.16E+00		
Kjeldahl Nitrogen		1.38E-02		
Lead	3.70E-06	2.04E-03		
Manganese	2.84E-04	1.57E-01		
Mercury	2.61E-09	1.44E-06		
Nickel	2.34E-06	1.29E-03		
Nitrate as Nitrogen	3.30E-05	1.82E-02		
Silica		7.23E-01		
Strontium	1.46E-05	8.05E-03		
Sulfate	3.11E-02	1.71E+01		
Sulfide		1.76E-02		
Tetraoxo-sulfate(1-)		4.18E+01		
Tin	1.26E-07	6.93E-05		
Uranium	8.02E-08	4.42E-05		
Vanadium	3.31E-06	1.82E-03		
Zinc	2.35E-06	1.30E-03		
1,1-Dichloroethane	3.62E-06	2.24E-04	6.11E-05	6.64E-04
1,1-Dichloroethene	5.74E-06	3.55E-04	9.70E-05	1.05E-03
1,2-Dichloroethene	2.47E-06	1.27E-03	3.47E-04	3.77E-03
Acetone	6.87E-07	6.65E-04	1.82E-04	1.97E-03
Di-n-butyl phthalate	1.55E-05	7.41E-05		
Methylene chloride	4.83E-07	5.91E-05	1.62E-05	1.75E-04
Naphthalene	2.25E-05	1.80E-04	4.91E-05	5.33E-04
Phenanthrene	1.30E-05	2.66E-05	7.27E-06	7.89E-05
Trichloroethene	1.26E-05	4.33E-04	1.18E-04	1.28E-03
Vinyl chloride	2.64E-06	2.00E-04	5.45E-05	5.92E-04
cis-1,2-Dichloroethene	2.30E-05	1.27E-03	3.46E-04	3.76E-03
Neptunium-237		7.58E+03		
Radium-226		1.44E+04		
Radon-222		2.13E+07	6.63E+07	7.09E+06
Technetium-99		2.41E+05		
Thorium-228		1.86E+04		
Uranium-234		4.95E+04		
Uranium-235		6.21E+03		
Uranium-238		5.30E+04		

----- AREA_CODE=l MEDIA=McNairy Groundwater -----

Analyte	Dermal contact while showering	Direct ingestion	Inh. of volatiles while showering	Inh. of volatiles during household use
Aluminum	9.27E-06	5.11E-03		
Antimony	2.26E-06	1.25E-03		
Nitrate as Nitrogen	1.54E-05	8.48E-03		
Silica		1.39E-01		

Table 3.45b Chronic daily intakes for excess lifetime cancer risk for direct contact exposures by an adult resident
(continued)

----- AREA_CODE=1 MEDIA=McNairy Groundwater -----
(continued)

Analyte	Dermal contact while showering	Direct ingestion	Inh. of volatiles while showering	Inh. of volatiles during household use
Tetraoxo-sulfate(1-)		2.26E-01		
Thallium	9.20E-06	5.07E-03		
Zinc	2.96E-06	1.63E-03		
Trichloroethene	1.71E-04	5.90E-03	1.61E-03	1.75E-02
Technetium-99		2.26E+06		

----- AREA_CODE=1 MEDIA=Other Groundwater -----

Analyte	Dermal contact while showering	Direct ingestion	Inh. of volatiles while showering	Inh. of volatiles during household use
Methylene chloride	5.43E-07	6.65E-05	1.82E-05	1.97E-04

----- AREA_CODE=1 MEDIA=RGA Groundwater -----

Analyte	Dermal contact while showering	Direct ingestion	Inh. of volatiles while showering	Inh. of volatiles during household use
Aluminum	3.87E-05	2.13E-02		
Arsenic	7.86E-08	4.33E-05		
Barium	5.66E-06	3.12E-03		
Beryllium	1.43E-07	7.89E-05		
Cadmium	2.27E-07	1.25E-04		
Chromium	1.37E-06	7.55E-04		
Cobalt	6.23E-07	3.43E-04		
Fluoride	5.87E-06	3.24E-03		
Iron	1.28E-04	7.03E-02		
Lead	1.20E-06	6.59E-04		
Manganese	9.56E-06	5.27E-03		
Mercury	7.25E-09	3.99E-06		
Molybdenum	6.98E-07	3.85E-04		
Nitrate as Nitrogen	3.38E-05	1.86E-02		
Selenium	9.13E-08	5.03E-05		
Silica		1.38E-01		
Sulfate	2.36E-04	1.30E-01		
Tetraoxo-sulfate(1-)		1.17E-01		
Thallium	1.75E-06	9.64E-04		
Tin	5.57E-06	3.07E-03		
Uranium	1.13E-07	6.24E-05		
Vanadium	1.08E-06	5.93E-04		
Zinc	6.63E-07	3.65E-04		
1,1,2-Trichloroethane	4.06E-07	2.66E-05	7.27E-06	7.89E-05
1,1-Dichloroethene	1.40E-05	8.65E-04	2.36E-04	2.57E-03
1,2-Dichloroethane	1.41E-07	1.46E-05	4.00E-06	4.34E-05
Acetone	2.24E-07	2.17E-04	5.92E-05	6.43E-04
Bis(2-ethylhexyl)phthalate	1.13E-06	2.66E-05		
Butyl benzyl phthalate	1.72E-06	1.33E-05		
Carbon tetrachloride	8.50E-05	2.13E-03	5.81E-04	6.31E-03
Chlorobenzene	1.98E-06	2.66E-05	7.27E-06	7.89E-05
Chloroform	3.01E-06	1.86E-04	5.09E-05	5.52E-04

Table 3.45b Chronic daily intakes for excess lifetime cancer risk for direct contact exposures by an adult resident
(continued)

----- AREA_CODE=1 MEDIA=RGA Groundwater -----
(continued)

Analyte	Dermal contact while showering	Direct ingestion	Inh. of volatiles while showering	Inh. of volatiles during household use
Di-n-butyl phthalate	3.67E-05	1.76E-04		
Dimethylbenzene	1.73E-03	1.01E-02	2.75E-03	2.99E-02
Ethane		7.34E-04		
Ethylbenzene	7.61E-04	5.66E-03	1.55E-03	1.68E-02
Ethylene		3.82E-03		
Methylene chloride	1.36E-06	1.66E-04	4.54E-05	4.93E-04
Tetrachloroethene	2.86E-03	4.26E-03	1.16E-03	1.26E-02
Trichloroethene	5.39E-03	1.86E-01	5.07E-02	5.50E-01
Vinyl chloride	8.02E-04	6.05E-02	1.65E-02	1.79E-01
cis-1,2-Dichloroethene	5.50E-04	3.03E-02	8.28E-03	8.99E-02
trans-1,2-Dichloroethene	3.10E-05	1.60E-02	4.36E-03	4.74E-02
Americium-241		1.13E+04		
Cesium-137		4.92E+05		
Cobalt-60		2.24E+04		
Neptunium-237		2.00E+04		
Plutonium-239		7.86E+02		
Radium-226		1.09E+06		
Radon-222		1.02E+07	3.19E+07	3.41E+06
Technetium-99		8.28E+06		
Thorium-230		1.28E+04		
Uranium-234		3.86E+04		
Uranium-235		3.12E+04		
Uranium-235/236		3.10E+03		
Uranium-238		5.13E+05		

----- AREA_CODE=1 MEDIA=UCRS Groundwater -----

Analyte	Dermal contact while showering	Direct ingestion	Inh. of volatiles while showering	Inh. of volatiles during household use
Aluminum	6.36E-05	3.51E-02		
Ammonia as Nitrogen	2.58E-06	9.48E-04		
Antimony	6.74E-07	3.71E-04		
Arsenic	3.44E-07	1.89E-04		
Barium	7.12E-06	3.92E-03		
Beryllium	4.11E-08	2.26E-05		
Cadmium	1.90E-07	1.05E-04		
Chromium	8.31E-07	4.58E-04		
Cobalt	5.85E-07	3.22E-04		
Fluoride	5.57E-06	3.07E-03		
Iron	1.15E-04	6.34E-02		
Kjeldahl Nitrogen		6.55E-02		
Lead	1.12E-06	6.20E-04		
Manganese	1.27E-05	6.98E-03		
Mercury	7.25E-09	3.99E-06		
Molybdenum	2.42E-07	1.33E-04		
Nickel	3.25E-06	1.79E-03		
Nitrate as Nitrogen	2.04E-05	1.12E-02		
Nitrate/Nitrite	5.06E-05	2.79E-02		
Orthophosphate		1.11E-03		
Selenium	6.29E-08	3.46E-05		
Silica		2.28E-01		
Strontium	3.11E-05	1.71E-02		
Sulfate	3.16E-03	1.74E+00		

Table 3.45b Chronic daily intakes for excess lifetime cancer risk for direct contact exposures by an adult resident
(continued)

----- AREA_CODE=1 MEDIA=UCRS Groundwater -----
(continued)

Analyte	Dermal contact while showering	Direct ingestion	Inh. of volatiles while showering	Inh. of volatiles during household use
Sulfide		3.59E-01		
Tetraoxo-sulfate(1-)		1.32E+00		
Thallium	1.34E-06	7.40E-04		
Tin	6.28E-07	3.46E-04		
Uranium	2.83E-07	1.56E-04		
Vanadium	1.87E-06	1.03E-03		
Zinc	4.37E-07	2.41E-04		
1,1-Dichloroethene	4.30E-05	2.66E-03	7.27E-04	7.89E-03
1,2-Dichloroethane	2.56E-07	2.66E-05	7.27E-06	7.89E-05
1,2-Dichloroethene	9.76E-08	5.02E-05	1.37E-05	1.49E-04
2,4-Dimethylphenol	1.17E-05	5.86E-05	1.60E-05	1.74E-04
Benzene	3.96E-06	1.04E-04	2.83E-05	3.08E-04
Bis(2-ethylhexyl)phthalate	5.65E-07	1.33E-05		
Chloroethane	1.58E-04	1.09E-02	2.98E-03	3.24E-02
Chloroform	3.65E-06	2.26E-04	6.18E-05	6.71E-04
Di-n-butyl phthalate	2.72E-06	1.30E-05		
Dimethylbenzene	1.95E-03	1.13E-02	3.09E-03	3.36E-02
Ethane		1.65E-03		
Ethylbenzene	8.59E-04	6.39E-03	1.75E-03	1.90E-02
Ethylene		2.34E-02		
Fluorene	2.34E-05	5.25E-05	1.43E-05	1.56E-04
Isophorone	5.35E-07	6.70E-05		
Methylene chloride	1.11E-06	1.36E-04	3.71E-05	4.02E-04
Naphthalene	2.35E-05	1.88E-04	5.13E-05	5.57E-04
Phenanthrene	2.54E-05	5.18E-05	1.41E-05	1.53E-04
Trichloroethene	1.29E-02	4.44E-01	1.21E-01	1.32E+00
Vinyl chloride	8.82E-04	6.65E-02	1.82E-02	1.97E-01
cis-1,2-Dichloroethene	1.18E-03	6.52E-02	1.78E-02	1.93E-01
trans-1,2-Dichloroethene	1.29E-05	6.65E-03	1.82E-03	1.97E-02
Americium-241		8.09E+03		
Cobalt-60		2.86E+04		
Neptunium-237		1.20E+04		
Plutonium-239		4.74E+03		
Radium-226		1.09E+04		
Radon-222		2.28E+07	7.10E+07	7.58E+06
Technetium-99		4.35E+06		
Thorium-228		1.52E+04		
Uranium-234		1.03E+05		
Uranium-235		2.24E+04		
Uranium-235/236		1.90E+03		
Uranium-238		2.74E+05		

----- AREA_CODE=m MEDIA=McNairy Groundwater -----

Analyte	Dermal contact while showering	Direct ingestion	Inh. of volatiles while showering	Inh. of volatiles during household use
Aluminum	1.59E-05	8.74E-03		
Arsenic	1.36E-07	7.51E-05		
Barium	4.80E-06	2.64E-03		
Beryllium	1.64E-07	9.06E-05		
Cadmium	4.47E-07	2.46E-04		
Chromium	2.00E-06	1.10E-03		
Cobalt	7.28E-07	4.01E-04		

Table 3.45b Chronic daily intakes for excess lifetime cancer risk for direct contact exposures by an adult resident
(continued)

----- AREA_CODE=m MEDIA=McNairy Groundwater -----
(continued)

Analyte	Dermal contact while showering	Direct ingestion	Inh. of volatiles while showering	Inh. of volatiles during household use
Fluoride	6.58E-06	3.63E-03		
Iron	7.27E-04	4.01E-01		
Manganese	1.16E-05	6.38E-03		
Mercury	8.29E-09	4.57E-06		
Molybdenum	8.73E-07	4.81E-04		
Nickel	1.01E-06	5.59E-04		
Silica		2.24E-01		
Sulfate	1.20E-02	6.61E+00		
Tetraoxo-sulfate(1-)		1.04E-01		
Uranium	4.71E-08	2.59E-05		
Vanadium	3.61E-06	1.99E-03		
Zinc	9.51E-07	5.24E-04		
Trichloroethene	5.85E-07	2.02E-05	5.50E-06	5.98E-05
Neptunium-237		6.61E+02		
Plutonium-239		1.13E+03		
Radium-226		1.67E+04		
Radon-222		5.69E+06	1.77E+07	1.89E+06
Technetium-99		1.76E+05		
Thorium-230		1.09E+04		

----- AREA_CODE=m MEDIA=Other Groundwater -----

Analyte	Dermal contact while showering	Direct ingestion	Inh. of volatiles while showering	Inh. of volatiles during household use
Aluminum	8.43E-05	4.65E-02		
Ammonia as Nitrogen	1.47E-04	5.41E-02		
Antimony	8.64E-07	4.76E-04		
Arsenic	6.40E-08	3.52E-05		
Barium	2.45E-06	1.35E-03		
Beryllium	6.60E-08	3.63E-05		
Cadmium	3.86E-07	2.13E-04		
Chromium	6.44E-07	3.55E-04		
Cobalt	1.54E-06	8.47E-04		
Fluoride	1.50E-05	8.26E-03		
Iron	1.12E-03	6.18E-01		
Kjeldahl Nitrogen		1.38E-02		
Lead	2.96E-06	1.63E-03		
Manganese	9.62E-05	5.30E-02		
Mercury	4.38E-09	2.41E-06		
Nickel	1.53E-06	8.42E-04		
Nitrate as Nitrogen	4.94E-05	2.72E-02		
Silica		5.33E-01		
Strontium	1.46E-05	8.05E-03		
Sulfate	3.11E-02	1.71E+01		
Sulfide		1.76E-02		
Tetraoxo-sulfate(1-)		7.53E+00		
Thallium	1.81E-06	9.98E-04		
Tin	1.26E-07	6.93E-05		
Uranium	6.65E-08	3.66E-05		
Vanadium	2.63E-06	1.45E-03		
Zinc	1.10E-06	6.08E-04		
1,1-Dichloroethane	3.57E-06	2.21E-04	6.04E-05	6.56E-04
1,1-Dichloroethene	5.67E-06	3.51E-04	9.58E-05	1.04E-03

Table 3.45b Chronic daily intakes for excess lifetime cancer risk for direct contact exposures by an adult resident
(continued)

----- AREA_CODE=m MEDIA=Other Groundwater -----
(continued)

Analyte	Dermal contact while showering	Direct ingestion	Inh. of volatiles while showering	Inh. of volatiles during household use
1,2-Dichloroethene	2.47E-06	1.27E-03	3.47E-04	3.77E-03
Acetone	6.87E-07	6.65E-04	1.82E-04	1.97E-03
Di-n-butyl phthalate	1.55E-05	7.41E-05		
Methylene chloride	4.83E-07	5.91E-05	1.62E-05	1.75E-04
Naphthalene	2.25E-05	1.80E-04	4.91E-05	5.33E-04
Phenanthrene	1.30E-05	2.66E-05	7.27E-06	7.89E-05
Trichloroethene	9.37E-06	3.23E-04	8.81E-05	9.57E-04
Vinyl chloride	2.64E-06	2.00E-04	5.45E-05	5.92E-04
cis-1,2-Dichloroethene	2.18E-05	1.20E-03	3.28E-04	3.56E-03
Neptunium-237		2.61E+03		
Radium-226		8.70E+03		
Radon-222		2.09E+07	6.51E+07	6.96E+06
Technetium-99		2.27E+05		
Thorium-228		1.86E+04		
Thorium-230		1.29E+04		
Uranium-234		4.95E+04		
Uranium-235		6.21E+03		
Uranium-238		5.30E+04		

----- AREA_CODE=m MEDIA=RGA Groundwater -----

Analyte	Dermal contact while showering	Direct ingestion	Inh. of volatiles while showering	Inh. of volatiles during household use
Aluminum	1.89E-05	1.04E-02		
Antimony	1.91E-06	1.05E-03		
Arsenic	6.36E-08	3.50E-05		
Barium	2.37E-06	1.30E-03		
Beryllium	1.73E-07	9.52E-05		
Bicarbonate		1.69E+00		
Boron	6.38E-06	3.52E-03		
Cadmium	2.41E-07	1.33E-04		
Cerium		5.32E-04		
Chromium	4.36E-06	2.40E-03		
Cobalt	6.85E-07	3.78E-04		
Copper	7.08E-07	3.90E-04		
Fluoride	4.06E-06	2.24E-03		
Gallium		5.99E-04		
Iron	5.99E-05	3.30E-02		
Lead	1.23E-06	6.78E-04		
Lithium	9.66E-07	5.32E-04		
Manganese	2.55E-06	1.41E-03		
Mercury	3.00E-09	1.65E-06		
Molybdenum	6.92E-07	3.81E-04		
Nickel	1.57E-06	8.67E-04		
Nitrate as Nitrogen	2.38E-05	1.31E-02		
Selenium	6.13E-08	3.38E-05		
Silica		1.23E-01		
Silver	5.52E-07	3.04E-04		
Sulfate	6.61E-04	3.64E-01		
Tetraoxo-sulfate(1-)		1.46E-01		
Thallium	2.63E-06	1.45E-03		
Thorium		3.33E-04		
Titanium	8.78E-07	4.84E-04		

Table 3.45b Chronic daily intakes for excess lifetime cancer risk for direct contact exposures by an adult resident
(continued)

----- AREA_CODE=m MEDIA=RGA Groundwater -----
(continued)

Analyte	Dermal contact while showering	Direct ingestion	Inh. of volatiles while showering	Inh. of volatiles during household use
Uranium	2.78E-08	1.53E-05		
Vanadium	1.53E-06	8.41E-04		
Zinc	1.36E-06	7.50E-04		
Zirconium	2.42E-07	1.33E-04		
1,1-Dichloroethene	4.30E-06	2.66E-04	7.27E-05	7.89E-04
1,2-Dichlorobenzene	8.40E-08	7.59E-07	2.07E-07	2.25E-06
1,2-Dichloroethene	5.04E-08	2.59E-05	7.08E-06	7.69E-05
1,3,5-Trimethylbenzene	1.18E-06	2.66E-06	7.27E-07	7.89E-06
1,4-Dichlorobenzene	9.28E-08	8.25E-07	2.25E-07	2.45E-06
2-Butanone	3.03E-07	1.53E-04	4.19E-05	4.55E-04
4-Bromofluorobenzene		6.25E-04		
4-Methyl-2-pentanone	7.20E-07	1.20E-04	3.28E-05	3.56E-04
Acetone	1.54E-07	1.49E-04	4.08E-05	4.43E-04
Acrylonitrile	3.38E-07	1.33E-04	3.63E-05	3.95E-04
Benzene	5.07E-07	1.33E-05	3.63E-06	3.95E-05
Bis(2-ethylhexyl)phthalate	3.38E-06	7.96E-05		
Bromomethane	8.45E-08	1.33E-05	3.63E-06	3.95E-05
Carbazole	2.51E-05	1.53E-04		
Carbon tetrachloride	3.19E-07	7.98E-06	2.18E-06	2.37E-05
Chloroform	4.30E-07	2.66E-05	7.27E-06	7.89E-05
Chloromethane	2.03E-07	2.66E-05	7.27E-06	7.89E-05
Chrysene	1.17E-05	7.98E-06		
Di-n-butyl phthalate	1.65E-05	7.92E-05		
Dimethylbenzene	1.37E-05	7.98E-05	2.18E-05	2.37E-04
Ethanol		2.24E-03		
Ethylbenzene	1.79E-06	1.33E-05	3.63E-06	3.95E-05
Methylene chloride	3.92E-07	4.80E-05	1.31E-05	1.42E-04
PCB-1254	3.54E-06	5.63E-06		
Polychlorinated biphenyl	8.36E-07	1.33E-06		
Tetrachloroethene	1.79E-05	2.66E-05	7.27E-06	7.89E-05
Trichloroethene	2.26E-04	7.78E-03	2.13E-03	2.31E-02
Vinyl chloride	1.76E-07	1.33E-05	3.63E-06	3.95E-05
cis-1,2-Dichloroethene	5.31E-06	2.93E-04	7.99E-05	8.68E-04
m,p-Xylene	1.25E-07	7.27E-07	1.98E-07	2.15E-06
trans-1,2-Dichloroethene	1.29E-07	6.65E-05	1.82E-05	1.97E-04
trans-1,3-Dichloropropene		2.26E-06		
Americium-241		5.27E+03		
Cesium-137		8.55E+03		
Cobalt-60		1.80E+04		
Neptunium-237		3.72E+03		
Plutonium-239		7.21E+02		
Radium-226		9.49E+03		
Radon-222		1.06E+07	3.31E+07	3.54E+06
Technetium-99		3.02E+06		
Thorium-230		1.13E+04		

----- AREA_CODE=m MEDIA=UCRS Groundwater -----

Analyte	Dermal contact while showering	Direct ingestion	Inh. of volatiles while showering	Inh. of volatiles during household use
Aluminum	8.12E-05	4.47E-02		
Antimony	1.39E-06	7.65E-04		
Arsenic	9.67E-08	5.33E-05		

Table 3.45b Chronic daily intakes for excess lifetime cancer risk for direct contact exposures by an adult resident
(continued)

----- AREA_CODE=m MEDIA=UCRS Groundwater -----
(continued)

Analyte	Dermal contact while showering	Direct ingestion	Inh. of volatiles while showering	Inh. of volatiles during household use
Barium	6.80E-06	3.74E-03		
Cadmium	2.44E-07	1.34E-04		
Chromium	7.13E-07	3.93E-04		
Cobalt	6.37E-07	3.51E-04		
Copper	3.16E-06	1.74E-03		
Fluoride	1.58E-05	8.69E-03		
Iron	9.99E-05	5.51E-02		
Lead	1.24E-06	6.85E-04		
Manganese	4.95E-06	2.73E-03		
Mercury	2.78E-09	1.53E-06		
Nickel	1.50E-06	8.25E-04		
Nitrate as Nitrogen	3.13E-05	1.72E-02		
Silica		2.22E-01		
Silver	4.98E-07	2.74E-04		
Sulfate	1.83E-03	1.01E+00		
Tetraoxo-sulfate(1-)		6.11E-01		
Thallium	1.98E-07	1.09E-04		
Uranium	1.53E-06	8.45E-04		
Vanadium	5.48E-06	3.02E-03		
Zinc	3.91E-06	2.15E-03		
Benzene	1.60E-06	4.20E-05	1.15E-05	1.25E-04
Bromodichloromethane	1.26E-06	1.20E-04	3.27E-05	3.55E-04
Chloroform	2.31E-06	1.43E-04	3.90E-05	4.24E-04
Dibromochloromethane	1.88E-07	2.66E-05	7.27E-06	7.89E-05
Ethanol		3.19E-04		
Methylene chloride	4.61E-07	5.65E-05	1.54E-05	1.68E-04
Trichloroethene	1.45E-06	5.00E-05	1.36E-05	1.48E-04
Cesium-137		2.14E+04		
Cobalt-60		3.24E+04		
Neptunium-237		2.27E+03		
Plutonium-239		2.00E+03		
Radium-226		1.64E+04		
Radon-222		8.00E+06	2.49E+07	2.66E+06
Technetium-99		5.22E+05		

----- AREA_CODE=n MEDIA=McNairy Groundwater -----

Analyte	Dermal contact while showering	Direct ingestion	Inh. of volatiles while showering	Inh. of volatiles during household use
Aluminum	3.73E-05	2.05E-02		
Antimony	1.97E-06	1.09E-03		
Arsenic	1.13E-07	6.22E-05		
Barium	4.55E-06	2.50E-03		
Beryllium	1.66E-07	9.13E-05		
Cadmium	4.61E-07	2.54E-04		
Chromium	7.69E-07	4.24E-04		
Cobalt	7.20E-07	3.97E-04		
Fluoride	5.75E-06	3.17E-03		
Iron	2.16E-04	1.19E-01		
Manganese	9.19E-06	5.07E-03		
Mercury	5.81E-09	3.20E-06		
Molybdenum	8.41E-07	4.63E-04		
Nickel	1.02E-06	5.63E-04		

Table 3.45b Chronic daily intakes for excess lifetime cancer risk for direct contact exposures by an adult resident
(continued)

----- AREA_CODE=n MEDIA=McNairy Groundwater -----
(continued)

Analyte	Dermal contact while showering	Direct ingestion	Inh. of volatiles while showering	Inh. of volatiles during household use
Nitrate as Nitrogen	1.36E-05	7.51E-03		
Silica		1.86E-01		
Sulfate	9.10E-03	5.02E+00		
Tetraoxo-sulfate(1-)		9.97E-02		
Thallium	2.15E-06	1.18E-03		
Uranium	4.06E-08	2.24E-05		
Vanadium	2.86E-06	1.58E-03		
Zinc	1.53E-06	8.45E-04		
Trichloroethene	6.44E-05	2.22E-03	6.06E-04	6.58E-03
Neptunium-237		1.72E+03		
Plutonium-239		9.20E+02		
Radium-226		1.45E+04		
Radon-222		4.46E+06	1.39E+07	1.48E+06
Technetium-99		9.14E+05		
Thorium-230		8.67E+03		

----- AREA_CODE=n MEDIA=Other Groundwater -----

Analyte	Dermal contact while showering	Direct ingestion	Inh. of volatiles while showering	Inh. of volatiles during household use
Aluminum	8.43E-05	4.65E-02		
Ammonia as Nitrogen	1.47E-04	5.41E-02		
Antimony	8.64E-07	4.76E-04		
Arsenic	6.40E-08	3.52E-05		
Barium	2.45E-06	1.35E-03		
Beryllium	6.60E-08	3.63E-05		
Cadmium	3.86E-07	2.13E-04		
Chromium	6.44E-07	3.55E-04		
Cobalt	1.54E-06	8.47E-04		
Fluoride	1.50E-05	8.26E-03		
Iron	1.12E-03	6.18E-01		
Kjeldahl Nitrogen		1.38E-02		
Lead	2.96E-06	1.63E-03		
Manganese	9.62E-05	5.30E-02		
Mercury	4.38E-09	2.41E-06		
Nickel	1.53E-06	8.42E-04		
Nitrate as Nitrogen	4.94E-05	2.72E-02		
Silica		5.33E-01		
Strontium	1.46E-05	8.05E-03		
Sulfate	3.11E-02	1.71E+01		
Sulfide		1.76E-02		
Tetraoxo-sulfate(1-)		7.53E+00		
Thallium	1.81E-06	9.98E-04		
Tin	1.26E-07	6.93E-05		
Uranium	6.65E-08	3.66E-05		
Vanadium	2.63E-06	1.45E-03		
Zinc	1.10E-06	6.08E-04		
1,1-Dichloroethane	3.53E-06	2.19E-04	5.97E-05	6.49E-04
1,1-Dichloroethene	5.60E-06	3.46E-04	9.46E-05	1.03E-03
1,2-Dichloroethene	2.09E-06	1.07E-03	2.94E-04	3.19E-03
Acetone	6.87E-07	6.65E-04	1.82E-04	1.97E-03
Di-n-butyl phthalate	1.55E-05	7.41E-05		
Methylene chloride	4.62E-07	5.65E-05	1.54E-05	1.68E-04

Table 3.45b Chronic daily intakes for excess lifetime cancer risk for direct contact exposures by an adult resident
(continued)

----- AREA_CODE=n MEDIA=Other Groundwater -----
(continued)

Analyte	Dermal contact while showering	Direct ingestion	Inh. of volatiles while showering	Inh. of volatiles during household use
Naphthalene	2.25E-05	1.80E-04	4.91E-05	5.33E-04
Phenanthrene	1.30E-05	2.66E-05	7.27E-06	7.89E-05
Trichloroethene	9.30E-06	3.20E-04	8.75E-05	9.50E-04
Vinyl chloride	2.64E-06	2.00E-04	5.45E-05	5.92E-04
cis-1,2-Dichloroethene	2.18E-05	1.20E-03	3.28E-04	3.56E-03
Neptunium-237		2.61E+03		
Radium-226		8.70E+03		
Radon-222		2.09E+07	6.51E+07	6.96E+06
Technetium-99		2.27E+05		
Thorium-228		1.86E+04		
Thorium-230		1.29E+04		
Uranium-234		4.95E+04		
Uranium-235		6.21E+03		
Uranium-238		5.30E+04		

----- AREA_CODE=n MEDIA=RGA Groundwater -----

Analyte	Dermal contact while showering	Direct ingestion	Inh. of volatiles while showering	Inh. of volatiles during household use
Aluminum	2.52E-05	1.39E-02		
Antimony	1.86E-06	1.02E-03		
Arsenic	6.93E-08	3.82E-05		
Barium	2.38E-06	1.31E-03		
Beryllium	1.63E-07	8.98E-05		
Bicarbonate		1.69E+00		
Boron	6.38E-06	3.52E-03		
Cadmium	2.30E-07	1.26E-04		
Cerium		5.32E-04		
Chromium	2.97E-06	1.63E-03		
Cobalt	6.63E-07	3.65E-04		
Copper	6.20E-07	3.41E-04		
Fluoride	4.69E-06	2.58E-03		
Gallium		5.99E-04		
Iron	7.67E-05	4.23E-02		
Lead	1.19E-06	6.57E-04		
Lithium	9.66E-07	5.32E-04		
Manganese	5.24E-06	2.89E-03		
Mercury	6.77E-09	3.73E-06		
Molybdenum	6.88E-07	3.79E-04		
Nickel	1.53E-06	8.44E-04		
Nitrate as Nitrogen	2.65E-05	1.46E-02		
Selenium	7.45E-08	4.10E-05		
Silica		1.29E-01		
Silver	5.61E-07	3.09E-04		
Sulfate	5.74E-04	3.16E-01		
Tetraoxo-sulfate(1-)		1.31E-01		
Thallium	2.41E-06	1.33E-03		
Thorium		3.33E-04		
Tin	9.65E-07	5.32E-04		
Titanium	8.78E-07	4.84E-04		
Uranium	6.38E-08	3.52E-05		
Vanadium	1.41E-06	7.76E-04		
Zinc	1.17E-06	6.43E-04		

Table 3.45b Chronic daily intakes for excess lifetime cancer risk for direct contact exposures by an adult resident
(continued)

----- AREA_CODE=n MEDIA=RGA Groundwater -----
(continued)

Analyte	Dermal contact while showering	Direct ingestion	Inh. of volatiles while showering	Inh. of volatiles during household use
Zirconium	2.42E-07	1.33E-04		
1,1,2-Trichloroethane	4.06E-07	2.66E-05	7.27E-06	7.89E-05
1,1-Dichloroethene	1.40E-05	8.65E-04	2.36E-04	2.57E-03
1,2-Dichlorobenzene	8.40E-08	7.59E-07	2.07E-07	2.25E-06
1,2-Dichloroethane	1.41E-07	1.46E-05	4.00E-06	4.34E-05
1,2-Dichloroethene	4.65E-08	2.39E-05	6.53E-06	7.09E-05
1,3,5-Trimethylbenzene	1.18E-06	2.66E-06	7.27E-07	7.89E-06
1,4-Dichlorobenzene	9.28E-08	8.25E-07	2.25E-07	2.45E-06
2-Butanone	2.48E-06	1.25E-03	3.43E-04	3.72E-03
4-Bromofluorobenzene		6.25E-04		
4-Methyl-2-pentanone	1.35E-06	2.26E-04	6.18E-05	6.71E-04
Acetone	1.29E-06	1.25E-03	3.40E-04	3.70E-03
Acrylonitrile	3.38E-07	1.33E-04	3.63E-05	3.95E-04
Benzene	5.07E-07	1.33E-05	3.63E-06	3.95E-05
Bis(2-ethylhexyl)phthalate	3.06E-06	7.21E-05		
Bromomethane	8.45E-08	1.33E-05	3.63E-06	3.95E-05
Butyl benzyl phthalate	1.72E-06	1.33E-05		
Carbazole	1.27E-05	7.68E-05		
Carbon tetrachloride	8.50E-05	2.13E-03	5.81E-04	6.31E-03
Chlorobenzene	1.98E-06	2.66E-05	7.27E-06	7.89E-05
Chloroform	3.01E-06	1.86E-04	5.09E-05	5.52E-04
Chloromethane	2.03E-07	2.66E-05	7.27E-06	7.89E-05
Chrysene	1.17E-05	7.98E-06		
Di-n-butyl phthalate	2.73E-05	1.31E-04		
Dimethylbenzene	7.43E-04	4.33E-03	1.18E-03	1.28E-02
Ethane		4.37E-04		
Ethanol		2.24E-03		
Ethylbenzene	3.31E-04	2.46E-03	6.73E-04	7.31E-03
Ethylene		1.31E-03		
Methylene chloride	4.77E-06	5.84E-04	1.60E-04	1.73E-03
PCB-1254	3.73E-06	5.94E-06		
Polychlorinated biphenyl	8.36E-07	1.33E-06		
Tetrachloroethene	2.86E-03	4.26E-03	1.16E-03	1.26E-02
Trichloroethene	2.59E-03	8.93E-02	2.44E-02	2.65E-01
Vinyl chloride	3.08E-04	2.33E-02	6.36E-03	6.90E-02
cis-1,2-Dichloroethene	2.24E-04	1.23E-02	3.37E-03	3.66E-02
m,p-Xylene	2.22E-07	1.29E-06	3.53E-07	3.83E-06
trans-1,2-Dichloroethene	2.30E-05	1.18E-02	3.23E-03	3.51E-02
trans-1,3-Dichloropropene		2.26E-06		
Americium-241		6.57E+03		
Cesium-137		4.92E+05		
Cobalt-60		1.74E+04		
Neptunium-237		1.19E+04		
Plutonium-239		6.47E+02		
Radium-226		6.81E+05		
Radon-222		1.03E+07	3.19E+07	3.41E+06
Technetium-99		4.92E+06		
Thorium-230		1.12E+04		
Uranium-234		3.86E+04		
Uranium-235		3.12E+04		
Uranium-235/236		3.10E+03		
Uranium-238		5.13E+05		

Table 3.45b Chronic daily intakes for excess lifetime cancer risk for direct contact exposures by an adult resident
(continued)

----- AREA_CODE=n MEDIA=UCRS Groundwater -----

Analyte	Dermal contact while showering	Direct ingestion	Inh. of volatiles while showering	Inh. of volatiles during household use
Aluminum	6.29E-05	3.46E-02		
Ammonia as Nitrogen	2.58E-06	9.48E-04		
Antimony	1.20E-06	6.61E-04		
Arsenic	2.93E-07	1.61E-04		
Barium	6.71E-06	3.70E-03		
Beryllium	4.11E-08	2.26E-05		
Cadmium	1.94E-07	1.07E-04		
Chromium	7.99E-07	4.40E-04		
Cobalt	5.93E-07	3.27E-04		
Copper	1.17E-06	6.45E-04		
Fluoride	1.07E-05	5.89E-03		
Iron	1.01E-04	5.56E-02		
Kjeldahl Nitrogen		6.55E-02		
Lead	1.16E-06	6.42E-04		
Manganese	1.91E-05	1.05E-02		
Mercury	1.21E-08	6.65E-06		
Molybdenum	2.42E-07	1.33E-04		
Nickel	2.60E-06	1.43E-03		
Nitrate as Nitrogen	1.93E-05	1.07E-02		
Nitrate/Nitrite	5.06E-05	2.79E-02		
Orthophosphate		1.11E-03		
Selenium	6.23E-08	3.43E-05		
Silica		2.20E-01		
Silver	5.09E-07	2.80E-04		
Strontium	3.11E-05	1.71E-02		
Sulfate	2.97E-03	1.63E+00		
Sulfide		3.59E-01		
Tetraoxo-sulfate(1-)		1.24E+00		
Thallium	1.26E-06	6.92E-04		
Tin	6.28E-07	3.46E-04		
Uranium	5.80E-07	3.20E-04		
Vanadium	1.94E-06	1.07E-03		
Zinc	1.27E-06	6.99E-04		
1,1-Dichloroethene	4.30E-05	2.66E-03	7.27E-04	7.89E-03
1,2-Dichloroethane	2.56E-07	2.66E-05	7.27E-06	7.89E-05
1,2-Dichloroethene	1.58E-07	8.13E-05	2.22E-05	2.41E-04
2,4-Dimethylphenol	1.17E-05	5.86E-05	1.60E-05	1.74E-04
Benzene	3.96E-06	1.04E-04	2.83E-05	3.08E-04
Bis(2-ethylhexyl)phthalate	5.65E-07	1.33E-05		
Bromodichloromethane	1.26E-06	1.20E-04	3.27E-05	3.55E-04
Chloroethane	1.34E-05	9.20E-04	2.51E-04	2.73E-03
Chloroform	5.16E-06	3.19E-04	8.72E-05	9.47E-04
Di-n-butyl phthalate	2.72E-06	1.30E-05		
Dibromochloromethane	1.88E-07	2.66E-05	7.27E-06	7.89E-05
Dimethylbenzene	1.37E-03	7.97E-03	2.18E-03	2.36E-02
Ethane		1.65E-03		
Ethanol		3.19E-04		
Ethylbenzene	6.06E-04	4.51E-03	1.23E-03	1.34E-02
Ethylene		2.34E-02		
Fluorene	2.34E-05	5.25E-05	1.43E-05	1.56E-04
Isophorone	5.35E-07	6.70E-05		
Methylene chloride	4.89E-07	5.99E-05	1.64E-05	1.78E-04
Naphthalene	2.35E-05	1.88E-04	5.13E-05	5.57E-04
Phenanthrene	2.54E-05	5.18E-05	1.41E-05	1.53E-04
Trichloroethene	9.73E-03	3.35E-01	9.15E-02	9.94E-01
Vinyl chloride	8.82E-04	6.65E-02	1.82E-02	1.97E-01
cis-1,2-Dichloroethene	9.28E-04	5.11E-02	1.40E-02	1.52E-01
trans-1,2-Dichloroethene	1.29E-05	6.65E-03	1.82E-03	1.97E-02
Americium-241		-4.33E+03		

Table 3.45b Chronic daily intakes for excess lifetime cancer risk for direct contact exposures by an adult resident
(continued)

----- AREA_CODE=n MEDIA=UCRS Groundwater -----
(continued)

Analyte	Dermal contact while showering	Direct ingestion	Inh. of volatiles while showering	Inh. of volatiles during household use
Cesium-137		2.14E+04		
Cobalt-60		2.83E+04		
Neptunium-237		7.74E+03		
Plutonium-239		3.31E+03		
Radium-226		1.23E+04		
Radon-222		1.92E+07	5.97E+07	6.38E+06
Technetium-99		3.43E+06		
Thorium-228		1.52E+04		
Uranium-234		1.03E+05		
Uranium-235		2.24E+04		
Uranium-235/236		1.90E+03		
Uranium-238		2.74E+05		

Table 3.46a Chronic daily intakes for excess lifetime cancer risk for biota consumption by a child resident

----- AREA_CODE=a MEDIA=RGa Groundwater -----

Analyte	Ingestion of vegetables	Ingestion of beef	Ingestion of milk	Ingestion of eggs	Ingestion of pork	Ingestion of turkey	Ingestion of chicken
Aluminum	3.84E-03	1.71E-05	2.97E-05				
Arsenic	1.39E-05	8.06E-08	3.16E-08				
Barium	5.26E-04	3.10E-07	9.72E-06	2.90E-06		2.63E-07	6.32E-08
Chromium	1.69E-04	4.53E-06	6.57E-08				
Fluoride							
Iron	8.35E-03	4.96E-04	9.71E-06	5.15E-05	4.91E-05	4.68E-04	1.12E-04
Manganese	7.16E-04	8.95E-07	7.01E-07	2.23E-07	4.91E-07	1.69E-06	4.05E-07
Tetraoxo-sulfate(1-)							
Thallium	9.10E-04	1.08E-04	7.04E-05				
Vanadium	5.68E-04	4.21E-06	4.39E-07				
Zinc	1.21E-04	2.08E-05	2.72E-05	1.30E-06	2.38E-06	2.75E-05	6.60E-06
1,1-Dichloroethene	2.67E-04	4.29E-10	1.77E-09				
Carbon tetrachloride	8.06E-04	2.51E-08	1.04E-07				
Chloroform	1.89E-05	5.67E-11	2.34E-10				
Tetrachloroethene	1.46E-03	2.60E-08	1.07E-07				
Trichloroethene	3.27E+00	3.27E-05	1.35E-04				
cis-1,2-Dichloroethene	1.05E-03	2.30E-09	9.50E-09				
trans-1,2-Dichloroethene	7.00E-03	1.29E-10	5.31E-10				
Cesium-137	1.54E+04	2.72E+03	5.93E+03	4.50E+01	9.90E+02	1.02E+04	2.45E+03
Neptunium-237	8.76E+03	2.61E+01	3.37E+00				
Technetium-99	6.44E+08	3.33E+02	6.08E+03	2.07E+04	3.80E+01	1.88E+03	4.52E+02
Thorium-230	1.23E+03	3.65E-01	2.38E-01				

----- AREA_CODE=a MEDIA=UCRS Groundwater -----

Analyte	Ingestion of vegetables	Ingestion of beef	Ingestion of milk	Ingestion of eggs	Ingestion of pork	Ingestion of turkey	Ingestion of chicken
Aluminum	8.70E-03	3.87E-05	6.73E-05				
Antimony	1.09E-04	1.27E-08	1.03E-07				
Arsenic	1.08E-05	6.28E-08	2.46E-08				
Barium	1.84E-04	1.08E-07	3.39E-06	1.01E-06		9.19E-08	2.21E-08
Beryllium	2.13E-06	6.30E-09	7.40E-11				
Chromium	5.42E-05	1.45E-06	2.10E-08				
Cobalt	8.12E-06	2.27E-09	2.07E-08	4.71E-09	3.45E-09	8.55E-07	2.05E-07
Iron	1.28E-02	7.63E-04	1.49E-05	7.92E-05	7.55E-05	7.19E-04	1.73E-04
Lead	2.64E-04	3.13E-07	3.06E-06				
Manganese	2.61E-04	3.26E-07	2.55E-07	8.12E-08	1.79E-07	6.14E-07	1.47E-07
Nickel	3.94E-04	5.14E-06	2.15E-04				
Silica							
Tetraoxo-sulfate(1-)							
Uranium	6.11E-05	5.44E-08	9.47E-07	3.77E-07	8.57E-07	3.42E-06	8.21E-07
Vanadium	3.65E-04	2.70E-06	2.82E-07				
Zinc	1.31E-04	2.26E-05	2.95E-05	1.41E-06	2.58E-06	2.98E-05	7.15E-06
1,1-Dichloroethene	1.78E-05	2.86E-11	1.18E-10				
Bis(2-ethylhexyl)phthalate	3.93E-06	2.25E-08	9.28E-08				
Chloroform	1.23E-04	3.68E-10	1.52E-09				
Trichloroethene	5.89E-01	5.91E-06	2.44E-05				
cis-1,2-Dichloroethene	1.33E-03	2.93E-09	1.21E-08				
trans-1,2-Dichloroethene	2.01E-03	3.69E-11	1.52E-10				
Neptunium-237	1.28E+03	3.82E+00	4.93E-01				
Radon-222	4.17E+04	2.09E+04	3.74E+04				
Technetium-99	5.85E+07	3.02E+01	5.52E+02	1.88E+03	3.45E+00	1.71E+02	4.10E+01

Table 3.46a Chronic daily intakes for excess lifetime cancer risk for biota consumption by a child resident
(continued)

----- AREA_CODE=b MEDIA=McNairy Groundwater -----

Analyte	Ingestion of vegetables	Ingestion of beef	Ingestion of milk	Ingestion of eggs	Ingestion of pork	Ingestion of turkey	Ingestion of chicken
Aluminum	3.22E-03	1.43E-05	2.49E-05				
Antimony	4.19E-04	4.85E-08	3.96E-07				
Nitrate as Nitrogen							
Silica							
Tetraoxo-sulfate(1-)							
Trichloroethene	4.26E-03	4.27E-08	1.76E-07				
Technetium-99	1.02E+08	5.29E+01	9.66E+02	3.29E+03	6.04E+00	2.99E+02	7.18E+01

----- AREA_CODE=b MEDIA=RGA Groundwater -----

Analyte	Ingestion of vegetables	Ingestion of beef	Ingestion of milk	Ingestion of eggs	Ingestion of pork	Ingestion of turkey	Ingestion of chicken
Aluminum	5.83E-03	2.59E-05	4.51E-05				
Arsenic	1.31E-05	7.58E-08	2.97E-08				
Barium	8.37E-04	4.93E-07	1.55E-05	4.61E-06		4.18E-07	1.00E-07
Beryllium	2.47E-05	7.29E-08	8.57E-10				
Cadmium	4.56E-05	3.93E-08	1.28E-06	2.04E-08	1.12E-07	1.48E-06	3.56E-07
Chromium	1.30E-04	3.49E-06	5.06E-08				
Cobalt	1.08E-04	3.01E-08	2.75E-07	6.24E-08	4.58E-08	1.13E-05	2.72E-06
Fluoride							
Iron	1.94E-02	1.16E-03	2.26E-05	1.20E-04	1.14E-04	1.09E-03	2.61E-04
Lead	1.58E-04	1.87E-07	1.84E-06				
Manganese	1.81E-03	2.26E-06	1.77E-06	5.63E-07	1.24E-06	4.26E-06	1.02E-06
Mercury	2.09E-06	3.40E-08	2.09E-08			1.92E-09	4.62E-10
Nitrate as Nitrogen							
Selenium	2.05E-05	4.77E-06	6.22E-06	8.91E-07	1.16E-06	8.09E-06	1.94E-06
Silica							
Sulfate							
Tetraoxo-sulfate(1-)							
Tin	1.05E-03	1.71E-05	2.23E-05				
Uranium	2.39E-05	2.13E-08	3.71E-07	1.48E-07	3.35E-07	1.34E-06	3.22E-07
Vanadium	1.53E-04	1.13E-06	1.18E-07				
Zinc	1.81E-04	3.11E-05	4.06E-05	1.94E-06	3.56E-06	4.11E-05	9.86E-06
1,1,2-Trichloroethane	1.89E-05	5.67E-11	2.34E-10				
1,1-Dichloroethene	1.45E-05	2.32E-11	9.59E-11				
1,2-Dichloroethane	1.62E-05	9.86E-12	4.07E-11				
Acetone	2.18E-03	3.08E-12	1.27E-11				
Carbon tetrachloride	9.19E-05	2.86E-09	1.18E-08				
Chlorobenzene	1.15E-05	3.58E-10	1.47E-09				
Chloroform	1.32E-04	3.97E-10	1.64E-09				
Di-n-butyl phthalate	3.14E-05	1.80E-07	7.43E-07				
Ethane							
Ethylene							
Methylene chloride	4.03E-05	1.26E-11	5.19E-11				
Tetrachloroethene	2.03E-03	3.61E-08	1.49E-07				
Trichloroethene	1.73E-02	1.74E-07	7.16E-07				
Vinyl chloride	1.85E-02	8.06E-09	3.32E-08				
cis-1,2-Dichloroethene	6.67E-03	1.47E-08	6.05E-08				
Americium-241	9.45E+02	1.14E-01	5.59E-02	2.37E-02	3.70E-02	3.23E-01	7.75E-02
Cesium-137	9.53E+02	1.69E+02	3.67E+02	2.79E+00	6.14E+01	6.33E+02	1.52E+02
Cobalt-60	7.94E+02	4.82E-01	4.40E+00	1.00E+00	7.33E-01	1.82E+02	4.36E+01
Plutonium-239	8.13E+01	2.42E-03	3.47E-03	2.51E-04	1.47E-03	1.37E-02	3.28E-03
Radium-226	9.86E+04	3.27E+03	1.02E+04				
Radon-222	2.19E+04	1.10E+04	1.96E+04				
Technetium-99	3.37E+08	1.74E+02	3.18E+03	1.08E+04	1.99E+01	9.83E+02	2.36E+02
Thorium-230	9.66E+02	2.87E-01	1.87E-01				
Uranium-234	4.71E+03	4.19E+00	7.29E+01	2.90E+01	6.59E+01	2.63E+02	6.32E+01
Uranium-235	6.17E+02	7.32E-01	9.68E+00	3.80E+00	8.64E+00	3.45E+01	8.28E+00

Table 3.46a Chronic daily intakes for excess lifetime cancer risk for biota consumption by a child resident
(continued)

----- AREA_CODE=b MEDIA=RGa Groundwater -----
(continued)

Analyte	Ingestion of vegetables	Ingestion of beef	Ingestion of milk	Ingestion of eggs	Ingestion of pork	Ingestion of turkey	Ingestion of chicken
Uranium-235/236	1.84E+02	2.19E-01	2.89E+00	1.14E+00	2.58E+00	1.03E+01	2.48E+00
Uranium-238	4.92E+04	6.11E+01	7.88E+02	3.02E+02	6.87E+02	2.74E+03	6.58E+02

----- AREA_CODE=b MEDIA=UCRS Groundwater -----

Analyte	Ingestion of vegetables	Ingestion of beef	Ingestion of milk	Ingestion of eggs	Ingestion of pork	Ingestion of turkey	Ingestion of chicken
Aluminum	9.59E-03	4.26E-05	7.42E-05				
Arsenic	7.11E-05	4.11E-07	1.61E-07				
Barium	6.72E-04	3.96E-07	1.24E-05	3.70E-06		3.36E-07	8.06E-08
Beryllium	1.54E-06	4.53E-09	5.33E-11				
Cadmium	3.37E-05	2.90E-08	9.47E-07	1.51E-08	8.29E-08	1.09E-06	2.63E-07
Chromium	1.42E-04	3.81E-06	5.52E-08				
Cobalt	3.04E-05	8.50E-09	7.77E-08	1.77E-08	1.29E-08	3.21E-06	7.69E-07
Fluoride							
Iron	1.25E-02	7.45E-04	1.46E-05	7.73E-05	7.37E-05	7.02E-04	1.68E-04
Lead	6.88E-06	8.16E-09	7.99E-08				
Manganese	1.15E-03	1.44E-06	1.13E-06	3.58E-07	7.89E-07	2.71E-06	6.51E-07
Mercury	2.09E-06	3.40E-08	2.09E-08			1.92E-09	4.62E-10
Molybdenum	4.66E-05	1.13E-07	2.52E-06	2.12E-07		2.14E-06	5.13E-07
Nickel	1.36E-03	1.77E-05	7.39E-04				
Nitrate as Nitrogen							
Selenium	1.27E-05	2.97E-06	3.87E-06	5.54E-07	7.23E-07	5.03E-06	1.21E-06
Silica							
Sulfate							
Tetraoxo-sulfate(1-)							
Thallium	8.77E-05	1.04E-05	6.78E-06				
Tin	1.81E-04	2.95E-06	3.85E-06				
Uranium	2.89E-05	2.57E-08	4.47E-07	1.78E-07	4.04E-07	1.62E-06	3.88E-07
Vanadium	3.74E-04	2.77E-06	2.89E-07				
Zinc	1.28E-04	2.19E-05	2.86E-05	1.37E-06	2.50E-06	2.89E-05	6.94E-06
1,1-Dichloroethene	2.90E-05	4.65E-11	1.92E-10				
1,2-Dichloroethene	3.90E-04	7.17E-12	2.96E-11				
2,4-Dimethylphenol	2.16E-05	1.62E-10	6.66E-10				
Benzene	6.80E-05	2.78E-10	1.15E-09				
Chloroethane	3.47E-03	1.52E-09	6.25E-09				
Di-n-butyl phthalate	2.24E-06	1.28E-08	5.30E-08				
Dimethylbenzene	3.46E-05	4.07E-09	1.68E-08				
Ethane							
Ethylbenzene	4.44E-06	3.10E-10	1.28E-09				
Ethylene							
Isophorone	5.22E-05	6.08E-11	2.51E-10				
Trichloroethene	2.02E-01	2.03E-06	8.35E-06				
Vinyl chloride	1.47E-03	6.40E-10	2.64E-09				
cis-1,2-Dichloroethene	1.14E-02	2.52E-08	1.04E-07				
trans-1,2-Dichloroethene	2.37E-04	4.37E-12	1.80E-11				
Americium-241	4.73E+02	5.71E-02	2.80E-02	1.19E-02	1.85E-02	1.62E-01	3.88E-02
Cobalt-60	8.31E+02	5.04E-01	4.60E+00	1.05E+00	7.67E-01	1.90E+02	4.56E+01
Neptunium-237	1.67E+02	4.97E-01	6.42E-02				
Plutonium-239	3.84E+02	1.14E-02	1.64E-02	1.19E-03	6.96E-03	6.46E-02	1.55E-02
Radium-226	6.79E+02	2.25E+01	6.99E+01				
Radon-222	9.42E+04	4.72E+04	8.44E+04				
Technetium-99	1.88E+08	9.69E+01	1.77E+03	6.03E+03	1.11E+01	5.48E+02	1.31E+02
Uranium-234	5.81E+03	5.17E+00	8.99E+01	3.58E+01	8.13E+01	3.25E+02	7.80E+01
Uranium-235	9.34E+02	1.11E+00	1.46E+01	5.75E+00	1.31E+01	5.22E+01	1.25E+01
Uranium-235/236	1.13E+02	1.34E-01	1.78E+00	6.98E-01	1.59E+00	6.33E+00	1.52E+00
Uranium-238	4.94E+04	6.14E+01	7.92E+02	3.04E+02	6.90E+02	2.76E+03	6.61E+02

Table 3.46a Chronic daily intakes for excess lifetime cancer risk for biota consumption by a child resident
(continued)

----- AREA_CODE=c MEDIA=RGa Groundwater -----							
Analyte	Ingestion of vegetables	Ingestion of beef	Ingestion of milk	Ingestion of eggs	Ingestion of pork	Ingestion of turkey	Ingestion of chicken
Aluminum	1.43E-02	6.37E-05	1.11E-04				
Barium	4.44E-04	2.62E-07	8.19E-06	2.44E-06		2.22E-07	5.33E-08
Chromium	7.97E-04	2.13E-05	3.09E-07				
Iron	2.58E-02	1.53E-03	3.00E-05	1.59E-04	1.51E-04	1.44E-03	3.46E-04
Manganese	1.36E-03	1.70E-06	1.33E-06	4.24E-07	9.34E-07	3.21E-06	7.71E-07
Molybdenum	1.73E-04	4.21E-07	9.34E-06	7.86E-07		7.93E-06	1.90E-06
Silica							
Sulfate							
Tetraoxo-sulfate(1-)							
Zinc	2.20E-04	3.79E-05	4.94E-05	2.36E-06	4.32E-06	5.00E-05	1.20E-05
1,1-Dichloroethene	1.02E-04	1.64E-10	6.78E-10				
Chloroform	4.71E-05	1.42E-10	5.84E-10				
Trichloroethene	2.97E-03	2.97E-08	1.23E-07				
cis-1,2-Dichloroethene	6.33E-05	1.39E-10	5.74E-10				
Radon-222	1.31E+05	6.58E+04	1.18E+05				
Technetium-99	1.84E+08	9.53E+01	1.74E+03	5.93E+03	1.09E+01	5.39E+02	1.29E+02
----- AREA_CODE=c MEDIA=UCRS Groundwater -----							
Analyte	Ingestion of vegetables	Ingestion of beef	Ingestion of milk	Ingestion of eggs	Ingestion of pork	Ingestion of turkey	Ingestion of chicken
Aluminum	6.99E-03	3.11E-05	5.41E-05				
Barium	2.54E-04	1.50E-07	4.70E-06	1.40E-06		1.27E-07	3.06E-08
Iron	7.25E-03	4.31E-04	8.43E-06	4.47E-05	4.26E-05	4.06E-04	9.74E-05
Manganese	5.96E-04	7.44E-07	5.83E-07	1.85E-07	4.08E-07	1.40E-06	3.37E-07
Silica							
Tetraoxo-sulfate(1-)							
Vanadium	1.27E-04	9.42E-07	9.84E-08				
Zinc	1.49E-04	2.57E-05	3.35E-05	1.60E-06	2.93E-06	3.39E-05	8.13E-06
Benzene	8.72E-06	3.57E-11	1.47E-10				
Chloroform	1.13E-04	3.40E-10	1.40E-09				
Trichloroethene	1.97E-05	1.97E-10	8.13E-10				
Technetium-99	4.80E+07	2.48E+01	4.53E+02	1.54E+03	2.83E+00	1.40E+02	3.36E+01
----- AREA_CODE=d MEDIA=McNairy Groundwater -----							
Analyte	Ingestion of vegetables	Ingestion of beef	Ingestion of milk	Ingestion of eggs	Ingestion of pork	Ingestion of turkey	Ingestion of chicken
Silica							
Tetraoxo-sulfate(1-)							
Thallium	1.28E-03	1.52E-04	9.89E-05				
Zinc	9.16E-04	1.57E-04	2.06E-04	9.81E-06	1.80E-05	2.08E-04	4.99E-05
Trichloroethene	1.19E-05	1.19E-10	4.92E-10				
----- AREA_CODE=d MEDIA=Other Groundwater -----							
Analyte	Ingestion of vegetables	Ingestion of beef	Ingestion of milk	Ingestion of eggs	Ingestion of pork	Ingestion of turkey	Ingestion of chicken
Methylene chloride	9.05E-05	2.83E-11	1.17E-10				

Table 3.46a Chronic daily intakes for excess lifetime cancer risk for biota consumption by a child resident
(continued)

----- AREA_CODE=d MEDIA=RGa Groundwater -----

Analyte	Ingestion of vegetables	Ingestion of beef	Ingestion of milk	Ingestion of eggs	Ingestion of pork	Ingestion of turkey	Ingestion of chicken
Aluminum	4.76E-03	2.12E-05	3.69E-05				
Arsenic	1.56E-05	9.03E-08	3.53E-08				
Barium	9.56E-04	5.64E-07	1.77E-05	5.27E-06		4.78E-07	1.15E-07
Chromium	1.34E-04	3.58E-06	5.19E-08				
Cobalt	9.61E-05	2.68E-08	2.45E-07	5.57E-08	4.09E-08	1.01E-05	2.43E-06
Fluoride							
Iron	7.76E-03	4.61E-04	9.02E-06	4.79E-05	4.56E-05	4.34E-04	1.04E-04
Lead	2.57E-04	3.05E-07	2.99E-06				
Manganese	5.28E-03	6.59E-06	5.16E-06	1.64E-06	3.61E-06	1.24E-05	2.98E-06
Silica							
Tetraoxo-sulfate(1-)							
Tin	5.58E-03	9.07E-05	1.18E-04				
Uranium	8.63E-06	7.69E-09	1.34E-07	5.32E-08	1.21E-07	4.83E-07	1.16E-07
Vanadium	2.41E-04	1.78E-06	1.86E-07				
Zinc	1.37E-04	2.36E-05	3.08E-05	1.47E-06	2.70E-06	3.11E-05	7.48E-06
Bis(2-ethylhexyl)phthalate	7.86E-06	4.50E-08	1.86E-07				
Butyl benzyl phthalate	3.93E-06	2.25E-08	9.28E-08				
Di-n-butyl phthalate	2.87E-05	1.65E-07	6.79E-07				
Dimethylbenzene	3.86E-04	4.55E-08	1.88E-07				
Ethylbenzene	2.02E-04	1.41E-08	5.83E-08				
Methylene chloride	7.48E-04	2.34E-10	9.63E-10				
Tetrachloroethene	3.17E-05	5.64E-10	2.33E-09				
Trichloroethene	6.07E-03	6.09E-08	2.51E-07				
cis-1,2-Dichloroethene	2.97E-04	6.53E-10	2.69E-09				
Americium-241	6.95E+02	8.40E-02	4.11E-02	1.74E-02	2.72E-02	2.38E-01	5.70E-02
Cesium-137	2.46E+04	4.36E+03	9.50E+03	7.21E+01	1.59E+03	1.64E+04	3.93E+03
Cobalt-60	1.38E+02	8.40E-02	7.67E-01	1.74E-01	1.28E-01	3.17E+01	7.60E+00
Plutonium-239	5.20E+01	1.55E-03	2.22E-03	1.61E-04	9.42E-04	8.74E-03	2.10E-03
Radium-226	1.18E+03	3.93E+01	1.22E+02				
Radon-222	6.81E+04	3.41E+04	6.10E+04				
Technetium-99	1.70E+07	8.78E+00	1.60E+02	5.47E+02	1.00E+00	4.96E+01	1.19E+01
Uranium-234	1.61E+03	1.43E+00	2.50E+01	9.92E+00	2.26E+01	9.01E+01	2.16E+01
Uranium-238	2.25E+03	2.79E+00	3.60E+01	1.38E+01	3.13E+01	1.25E+02	3.00E+01

----- AREA_CODE=d MEDIA=UCRS Groundwater -----

Analyte	Ingestion of vegetables	Ingestion of beef	Ingestion of milk	Ingestion of eggs	Ingestion of pork	Ingestion of turkey	Ingestion of chicken
Aluminum	1.79E-02	7.96E-05	1.39E-04				
Ammonia as Nitrogen	6.05E-03	2.02E-11	8.33E-11				
Antimony	1.01E-04	1.17E-08	9.51E-08				
Arsenic	1.44E-05	8.35E-08	3.27E-08				
Barium	9.80E-04	5.78E-07	1.81E-05	5.40E-06		4.90E-07	1.18E-07
Beryllium	6.53E-06	1.93E-08	2.26E-10				
Cadmium	6.31E-05	5.44E-08	1.78E-06	2.82E-08	1.55E-07	2.05E-06	4.92E-07
Chromium	1.07E-04	2.87E-06	4.17E-08				
Cobalt	9.85E-05	2.75E-08	2.51E-07	5.71E-08	4.19E-08	1.04E-05	2.49E-06
Fluoride							
Iron	2.88E-01	1.71E-02	3.35E-04	1.77E-03	1.69E-03	1.61E-02	3.87E-03
Kjeldahl Nitrogen							
Lead	1.32E-04	1.57E-07	1.53E-06				
Manganese	1.23E-01	1.53E-04	1.20E-04	3.81E-05	8.39E-05	2.88E-04	6.92E-05
Mercury	7.31E-07	1.19E-08	7.29E-09			6.72E-10	1.61E-10
Nickel	1.49E-04	1.94E-06	8.12E-05				
Nitrate as Nitrogen							
Nitrate/Nitrite							
Orthophosphate							
Selenium	1.62E-05	3.76E-06	4.91E-06	7.03E-07	9.17E-07	6.39E-06	1.53E-06

Table 3.46a Chronic daily intakes for excess lifetime cancer risk for biota consumption by a child resident
(continued)

----- AREA_CODE=d MEDIA=UCRS Groundwater -----
(continued)

Analyte	Ingestion of vegetables	Ingestion of beef	Ingestion of milk	Ingestion of eggs	Ingestion of pork	Ingestion of turkey	Ingestion of chicken
Silica							
Strontium	7.69E-03	1.17E-04	5.33E-04	6.06E-06	4.45E-05	2.20E-05	5.28E-06
Sulfate							
Sulfide							
Tetraoxo-sulfate(1-)							
Uranium	1.30E-04	1.16E-07	2.02E-06	8.02E-07	1.82E-06	7.28E-06	1.75E-06
Vanadium	7.35E-04	5.44E-06	5.68E-07				
Zinc	1.45E-04	2.49E-05	3.25E-05	1.55E-06	2.85E-06	3.29E-05	7.90E-06
1,1-Dichloroethene	1.68E-04	2.69E-10	1.11E-09				
1,2-Dichloroethane	2.95E-05	1.79E-11	7.39E-11				
1,2-Dichloroethene	1.16E-04	2.14E-12	8.82E-12				
Benzene	4.36E-05	1.78E-10	7.36E-10				
Dimethylbenzene	6.67E-04	7.85E-08	3.24E-07				
Ethylbenzene	5.05E-04	3.53E-08	1.45E-07				
Fluorene	1.85E-05	3.25E-08	1.34E-07				
Methylene chloride	1.10E-04	3.43E-11	1.42E-10				
Naphthalene	3.49E-05	4.11E-09	1.70E-08				
Phenanthrene	1.77E-05	4.99E-08	2.06E-07				
Trichloroethene	3.54E-02	3.55E-07	1.46E-06				
cis-1,2-Dichloroethene	7.54E-05	1.66E-10	6.84E-10				
Neptunium-237	3.38E+03	1.01E+01	1.30E+00				
Radon-222	4.10E+04	2.05E+04	3.67E+04				
Technetium-99	9.69E+07	5.00E+01	9.14E+02	3.12E+03	5.72E+00	2.83E+02	6.79E+01
Thorium-228	3.23E+02	1.39E+02	1.68E+02				
Uranium-234	1.70E+04	1.51E+01	2.63E+02	1.05E+02	2.38E+02	9.51E+02	2.28E+02
Uranium-235	1.73E+03	2.05E+00	2.71E+01	1.06E+01	2.42E+01	9.66E+01	2.32E+01
Uranium-238	3.80E+04	4.71E+01	6.08E+02	2.33E+02	5.30E+02	2.12E+03	5.08E+02

----- AREA_CODE=e MEDIA=McNairy Groundwater -----

Analyte	Ingestion of vegetables	Ingestion of beef	Ingestion of milk	Ingestion of eggs	Ingestion of pork	Ingestion of turkey	Ingestion of chicken
Aluminum	3.39E-03	1.51E-05	2.63E-05				
Arsenic	5.68E-05	3.29E-07	1.29E-07				
Barium	1.07E-03	6.32E-07	1.98E-05	5.90E-06		5.36E-07	1.29E-07
Beryllium	3.92E-05	1.16E-07	1.36E-09				
Cadmium	1.10E-04	9.52E-08	3.11E-06	4.94E-08	2.72E-07	3.59E-06	8.62E-07
Chromium	4.67E-04	1.25E-05	1.81E-07				
Cobalt	1.57E-04	4.40E-08	4.01E-07	9.12E-08	6.69E-08	1.66E-05	3.98E-06
Fluoride							
Iron	5.71E-02	3.39E-03	6.63E-05	3.52E-04	3.35E-04	3.19E-03	7.67E-04
Manganese	2.28E-03	2.85E-06	2.23E-06	7.10E-07	1.56E-06	5.38E-06	1.29E-06
Nickel	2.29E-04	2.99E-06	1.25E-04				
Silica							
Sulfate							
Tetraoxo-sulfate(1-)							
Uranium	1.90E-05	1.69E-08	2.94E-07	1.17E-07	2.66E-07	1.06E-06	2.55E-07
Vanadium	1.73E-03	1.28E-05	1.34E-06				
Zinc	1.07E-03	1.83E-04	2.39E-04	1.14E-05	2.09E-05	2.42E-04	5.80E-05
Trichloroethene	1.32E-05	1.32E-10	5.44E-10				
Radon-222	2.51E+04	1.26E+04	2.25E+04				
Technetium-99	6.58E+06	3.40E+00	6.21E+01	2.12E+02	3.88E-01	1.92E+01	4.61E+00

Table 3.46a Chronic daily intakes for excess lifetime cancer risk for biota consumption by a child resident
(continued)

----- AREA_CODE=e MEDIA=RGA Groundwater -----

Analyte	Ingestion of vegetables	Ingestion of beef	Ingestion of milk	Ingestion of eggs	Ingestion of pork	Ingestion of turkey	Ingestion of chicken
Aluminum	2.42E-03	1.08E-05	1.87E-05				
Arsenic	9.86E-06	5.71E-08	2.23E-08				
Barium	7.14E-04	4.21E-07	1.32E-05	3.93E-06		3.57E-07	8.57E-08
Beryllium	2.30E-05	6.78E-08	7.96E-10				
Cadmium	8.49E-05	7.32E-08	2.39E-06	3.80E-08	2.09E-07	2.76E-06	6.62E-07
Cobalt	1.08E-04	3.01E-08	2.75E-07	6.24E-08	4.58E-08	1.13E-05	2.72E-06
Copper	1.79E-04	3.93E-06	8.55E-06	4.53E-07	7.31E-07	4.11E-06	9.87E-07
Fluoride							
Iron	1.07E-02	6.38E-04	1.25E-05	6.62E-05	6.32E-05	6.02E-04	1.44E-04
Manganese	3.02E-04	3.78E-07	2.96E-07	9.41E-08	2.07E-07	7.12E-07	1.71E-07
Molybdenum	1.37E-04	3.34E-07	7.40E-06	6.23E-07		6.29E-06	1.51E-06
Silica							
Silver	1.38E-04	1.23E-06	2.67E-07		6.23E-07	1.54E-05	3.70E-06
Sulfate							
Tetraoxo-sulfate(1-)							
Thallium	3.27E-04	3.87E-05	2.53E-05				
Uranium	4.94E-06	4.40E-09	7.65E-08	3.04E-08	6.92E-08	2.76E-07	6.63E-08
Vanadium	3.12E-04	2.31E-06	2.41E-07				
Zinc	2.34E-04	4.02E-05	5.25E-05	2.50E-06	4.59E-06	5.30E-05	1.27E-05
2-Butanone	1.03E-02	8.97E-11	3.70E-10				
Dimethylbenzene	2.88E-05	3.39E-09	1.40E-08				
Trichloroethene	9.90E-03	9.93E-08	4.09E-07				
trans-1,2-Dichloroethene	2.33E-04	4.28E-12	1.76E-11				
Cobalt-60	5.54E+02	3.36E-01	3.07E+00	6.98E-01	5.12E-01	1.27E+02	3.04E+01
Radon-222	3.63E+04	1.82E+04	3.25E+04				
Technetium-99	3.74E+08	1.93E+02	3.53E+03	1.20E+04	2.21E+01	1.09E+03	2.62E+02
Thorium-230	9.68E+02	2.88E-01	1.88E-01				

----- AREA_CODE=e MEDIA=UCRS Groundwater -----

Analyte	Ingestion of vegetables	Ingestion of beef	Ingestion of milk	Ingestion of eggs	Ingestion of pork	Ingestion of turkey	Ingestion of chicken
Aluminum	1.62E-02	7.22E-05	1.26E-04				
Arsenic	1.27E-05	7.38E-08	2.89E-08				
Barium	1.70E-03	1.00E-06	3.14E-05	9.37E-06		8.51E-07	2.04E-07
Chromium	1.74E-04	4.66E-06	6.76E-08				
Fluoride							
Iron	1.72E-02	1.02E-03	2.00E-05	1.06E-04	1.01E-04	9.65E-04	2.31E-04
Manganese	2.81E-04	3.51E-07	2.75E-07	8.74E-08	1.92E-07	6.62E-07	1.59E-07
Nickel	7.03E-04	9.18E-06	3.83E-04				
Silica							
Sulfate							
Tetraoxo-sulfate(1-)							
Vanadium	1.77E-03	1.31E-05	1.37E-06				
Zinc	6.85E-04	1.18E-04	1.54E-04	7.33E-06	1.34E-05	1.55E-04	3.73E-05
Trichloroethene	9.31E-06	9.33E-11	3.85E-10				
Radon-222	1.49E+04	7.48E+03	1.34E+04				

----- AREA_CODE=f MEDIA=McNairy Groundwater -----

Analyte	Ingestion of vegetables	Ingestion of beef	Ingestion of milk	Ingestion of eggs	Ingestion of pork	Ingestion of turkey	Ingestion of chicken
Barium	6.68E-04	3.94E-07	1.23E-05	3.68E-06		3.34E-07	8.02E-08
Tetraoxo-sulfate(1-)							
Zinc	7.62E-04	1.31E-04	1.71E-04	8.16E-06	1.50E-05	1.73E-04	4.15E-05

Table 3.46a Chronic daily intakes for excess lifetime cancer risk for biota consumption by a child resident
(continued)

----- AREA_CODE=f MEDIA=RGA Groundwater -----

Analyte	Ingestion of vegetables	Ingestion of beef	Ingestion of milk	Ingestion of eggs	Ingestion of pork	Ingestion of turkey	Ingestion of chicken
Aluminum	2.05E-03	9.12E-06	1.59E-05				
Arsenic	1.02E-05	5.89E-08	2.31E-08				
Barium	1.09E-03	6.42E-07	2.01E-05	6.00E-06		5.45E-07	1.31E-07
Cadmium	1.53E-04	1.32E-07	4.31E-06	6.86E-08	3.77E-07	4.98E-06	1.20E-06
Chromium	3.18E-04	8.50E-06	1.23E-07				
Copper	1.38E-04	3.02E-06	6.57E-06	3.49E-07	5.63E-07	3.17E-06	7.60E-07
Iron	4.95E-03	2.94E-04	5.76E-06	3.05E-05	2.91E-05	2.77E-04	6.65E-05
Manganese	3.25E-04	4.06E-07	3.18E-07	1.01E-07	2.23E-07	7.65E-07	1.84E-07
Silica							
Sulfate							
Tetraoxo-sulfate(1-)							
Vanadium	2.81E-04	2.08E-06	2.17E-07				
Zinc	1.19E-04	2.04E-05	2.67E-05	1.27E-06	2.33E-06	2.70E-05	6.47E-06
1,1-Dichloroethene	6.30E-05	1.01E-10	4.17E-10				
1,2-Dichloroethene	6.52E-04	1.20E-11	4.94E-11				
Bis(2-ethylhexyl)phthalate	1.10E-04	6.30E-07	2.60E-06				
Carbon tetrachloride	3.44E-06	1.07E-10	4.42E-10				
Trichloroethene	5.36E-03	5.37E-08	2.21E-07				
cis-1,2-Dichloroethene	7.66E-05	1.69E-10	6.96E-10				
Plutonium-239	1.68E+02	4.99E-03	7.16E-03	5.18E-04	3.04E-03	2.82E-02	6.77E-03
Radon-222	4.78E+04	2.40E+04	4.29E+04				
Technetium-99	9.63E+06	4.97E+00	9.08E+01	3.10E+02	5.68E-01	2.81E+01	6.75E+00

----- AREA_CODE=f MEDIA=UCRS Groundwater -----

Analyte	Ingestion of vegetables	Ingestion of beef	Ingestion of milk	Ingestion of eggs	Ingestion of pork	Ingestion of turkey	Ingestion of chicken
Aluminum	2.64E-02	1.17E-04	2.04E-04				
Barium	4.65E-04	2.74E-07	8.60E-06	2.56E-06		2.33E-07	5.59E-08
Iron	1.56E-02	9.26E-04	1.81E-05	9.61E-05	9.16E-05	8.73E-04	2.09E-04
Manganese	3.49E-04	4.36E-07	3.42E-07	1.09E-07	2.39E-07	8.23E-07	1.97E-07
Silica							
Tetraoxo-sulfate(1-)							
Vanadium	1.70E-04	1.26E-06	1.32E-07				
Zinc	4.12E-04	7.08E-05	9.23E-05	4.41E-06	8.08E-06	9.34E-05	2.24E-05
Trichloroethene	9.67E-06	9.70E-11	4.00E-10				
Radon-222	4.26E+04	2.14E+04	3.82E+04				
Technetium-99	2.95E+07	1.52E+01	2.78E+02	9.48E+02	1.74E+00	8.61E+01	2.07E+01

----- AREA_CODE=g MEDIA=McNairy Groundwater -----

Analyte	Ingestion of vegetables	Ingestion of beef	Ingestion of milk	Ingestion of eggs	Ingestion of pork	Ingestion of turkey	Ingestion of chicken
Arsenic	9.80E-06	5.67E-08	2.22E-08				
Mercury	7.00E-06	1.14E-07	6.98E-08			6.44E-09	1.54E-09
Silica							
Tetraoxo-sulfate(1-)							
Neptunium-237	4.54E+02	1.35E+00	1.74E-01				
Plutonium-239	1.42E+02	4.23E-03	6.07E-03	4.39E-04	2.57E-03	2.39E-02	5.74E-03
Radium-226	1.35E+03	4.47E+01	1.39E+02				

Table 3.46a Chronic daily intakes for excess lifetime cancer risk for biota consumption by a child resident
(continued)

----- AREA_CODE=g MEDIA=RGA Groundwater -----

Analyte	Ingestion of vegetables	Ingestion of beef	Ingestion of milk	Ingestion of eggs	Ingestion of pork	Ingestion of turkey	Ingestion of chicken
Aluminum	5.75E-03	2.56E-05	4.45E-05				
Arsenic	9.83E-06	5.69E-08	2.23E-08				
Cadmium	6.31E-05	5.44E-08	1.78E-06	2.82E-08	1.55E-07	2.05E-06	4.92E-07
Chromium	3.07E-04	8.21E-06	1.19E-07				
Iron	1.14E-02	6.77E-04	1.33E-05	7.03E-05	6.70E-05	6.38E-04	1.53E-04
Lead	2.55E-04	3.03E-07	2.97E-06				
Manganese	2.65E-04	3.31E-07	2.59E-07	8.25E-08	1.81E-07	6.24E-07	1.50E-07
Nickel	5.69E-04	7.43E-06	3.10E-04				
Silica							
Tetraoxo-sulfate(1-)							
Zinc	3.58E-04	6.15E-05	8.02E-05	3.83E-06	7.02E-06	8.11E-05	1.95E-05
Trichloroethene	7.10E-06	7.12E-11	2.94E-10				
Neptunium-237	3.08E+02	9.15E-01	1.18E-01				
Radium-226	5.27E+02	1.75E+01	5.43E+01				
Radon-222	5.70E+04	2.86E+04	5.11E+04				
Technetium-99	1.86E+07	9.62E+00	1.76E+02	5.99E+02	1.10E+00	5.44E+01	1.31E+01
Thorium-230	8.02E+02	2.38E-01	1.56E-01				

----- AREA_CODE=g MEDIA=UCRS Groundwater -----

Analyte	Ingestion of vegetables	Ingestion of beef	Ingestion of milk	Ingestion of eggs	Ingestion of pork	Ingestion of turkey	Ingestion of chicken
Aluminum	3.56E-03	1.58E-05	2.76E-05				
Chromium	3.43E-04	9.17E-06	1.33E-07				
Manganese	2.67E-03	3.33E-06	2.61E-06	8.30E-07	1.83E-06	6.28E-06	1.51E-06
Nitrate as Nitrogen							
Silica							
Tetraoxo-sulfate(1-)							
Vanadium	3.89E-04	2.88E-06	3.01E-07				
Zinc	2.18E-04	3.76E-05	4.90E-05	2.34E-06	4.29E-06	4.96E-05	1.19E-05
Neptunium-237	1.36E+02	4.04E-01	5.22E-02				
Plutonium-239	1.19E+02	3.53E-03	5.07E-03	3.67E-04	2.15E-03	2.00E-02	4.79E-03
Radium-226	1.49E+03	4.96E+01	1.54E+02				
Radon-222	5.51E+04	2.76E+04	4.94E+04				
Technetium-99	2.03E+07	1.05E+01	1.91E+02	6.51E+02	1.19E+00	5.91E+01	1.42E+01

----- AREA_CODE=h MEDIA=McNairy Groundwater -----

Analyte	Ingestion of vegetables	Ingestion of beef	Ingestion of milk	Ingestion of eggs	Ingestion of pork	Ingestion of turkey	Ingestion of chicken
Fluoride							
Silica							
Tetraoxo-sulfate(1-)							
Radium-226	1.29E+03	4.27E+01	1.32E+02				
Radon-222	2.36E+04	1.18E+04	2.12E+04				
Thorium-230	1.44E+03	4.28E-01	2.79E-01				

----- AREA_CODE=h MEDIA=Other Groundwater -----

Analyte	Ingestion of vegetables	Ingestion of beef	Ingestion of milk	Ingestion of eggs	Ingestion of pork	Ingestion of turkey	Ingestion of chicken
Antimony	1.70E-04	1.97E-08	1.61E-07				

Table 3.46a Chronic daily intakes for excess lifetime cancer risk for biota consumption by a child resident
(continued)

----- AREA_CODE=h MEDIA=Other Groundwater -----
(continued)

Analyte	Ingestion of vegetables	Ingestion of beef	Ingestion of milk	Ingestion of eggs	Ingestion of pork	Ingestion of turkey	Ingestion of chicken
Barium	2.15E-04	1.27E-07	3.98E-06	1.19E-06		1.08E-07	2.59E-08
Chromium	1.06E-04	2.83E-06	4.10E-08				
Fluoride							
Iron	1.67E-03	9.93E-05	1.94E-06	1.03E-05	9.83E-06	9.36E-05	2.25E-05
Manganese	1.42E-04	1.77E-07	1.39E-07	4.41E-08	9.71E-08	3.34E-07	8.01E-08
Mercury	2.00E-06	3.26E-08	2.00E-08			1.84E-09	4.42E-10
Nickel	2.51E-04	3.28E-06	1.37E-04				
Nitrate as Nitrogen							
Silica							
Tetraoxo-sulfate(1-)							
Thallium	2.76E-04	3.27E-05	2.14E-05				
Vanadium	4.51E-04	3.34E-06	3.48E-07				
Zinc	1.28E-04	2.20E-05	2.87E-05	1.37E-06	2.51E-06	2.90E-05	6.96E-06
Neptunium-237	1.31E+02	3.88E-01	5.02E-02				
Radium-226	5.24E+02	1.74E+01	5.40E+01				
Radon-222	7.71E+04	3.87E+04	6.92E+04				
Thorium-230	8.54E+02	2.54E-01	1.66E-01				

----- AREA_CODE=h MEDIA=RGa Groundwater -----

Analyte	Ingestion of vegetables	Ingestion of beef	Ingestion of milk	Ingestion of eggs	Ingestion of pork	Ingestion of turkey	Ingestion of chicken
Aluminum	8.83E-03	3.93E-05	6.84E-05				
Arsenic	1.09E-05	6.31E-08	2.47E-08				
Barium	3.56E-04	2.10E-07	6.58E-06	1.96E-06		1.78E-07	4.28E-08
Chromium	5.31E-04	1.42E-05	2.06E-07				
Iron	2.79E-02	1.66E-03	3.24E-05	1.72E-04	1.64E-04	1.56E-03	3.75E-04
Manganese	2.08E-04	2.60E-07	2.03E-07	6.47E-08	1.42E-07	4.90E-07	1.18E-07
Nitrate as Nitrogen							
Tetraoxo-sulfate(1-)							
Uranium	1.17E-05	1.04E-08	1.82E-07	7.23E-08	1.64E-07	6.57E-07	1.58E-07
Vanadium	2.59E-04	1.91E-06	2.00E-07				
Trichloroethene	8.47E-06	8.49E-11	3.50E-10				
cis-1,2-Dichloroethene	2.45E-05	5.40E-11	2.23E-10				
Radon-222	3.04E+04	1.53E+04	2.73E+04				
Technetium-99	1.52E+07	7.87E+00	1.44E+02	4.90E+02	8.98E-01	4.45E+01	1.07E+01

----- AREA_CODE=h MEDIA=UCRS Groundwater -----

Analyte	Ingestion of vegetables	Ingestion of beef	Ingestion of milk	Ingestion of eggs	Ingestion of pork	Ingestion of turkey	Ingestion of chicken
Aluminum	6.27E-03	2.79E-05	4.85E-05				
Barium	2.27E-04	1.34E-07	4.19E-06	1.25E-06		1.13E-07	2.72E-08
Iron	5.75E-03	3.42E-04	6.69E-06	3.55E-05	3.38E-05	3.22E-04	7.73E-05
Manganese	2.05E-04	2.56E-07	2.00E-07	6.37E-08	1.40E-07	4.82E-07	1.16E-07
Nickel	1.45E-03	1.89E-05	7.89E-04				
Nitrate as Nitrogen							
Silica							
Tetraoxo-sulfate(1-)							
Vanadium	1.53E-04	1.13E-06	1.18E-07				
Zinc	1.19E-04	2.04E-05	2.66E-05	1.27E-06	2.33E-06	2.69E-05	6.46E-06
Radon-222	2.43E+04	1.22E+04	2.17E+04				

Table 3.46a Chronic daily intakes for excess lifetime cancer risk for biota consumption by a child resident
(continued)

----- AREA_CODE=i MEDIA=McNairy Groundwater -----

Analyte	Ingestion of vegetables	Ingestion of beef	Ingestion of milk	Ingestion of eggs	Ingestion of pork	Ingestion of turkey	Ingestion of chicken
Manganese	3.29E-03	4.11E-06	3.22E-06	1.02E-06	2.25E-06	7.75E-06	1.86E-06
Silica							
Tetraoxo-sulfate(1-)							
Vanadium	7.16E-04	5.30E-06	5.53E-07				

----- AREA_CODE=i MEDIA=RGa Groundwater -----

Analyte	Ingestion of vegetables	Ingestion of beef	Ingestion of milk	Ingestion of eggs	Ingestion of pork	Ingestion of turkey	Ingestion of chicken
Aluminum	4.27E-03	1.90E-05	3.30E-05				
Antimony	3.26E-04	3.78E-08	3.08E-07				
Arsenic	1.06E-05	6.12E-08	2.40E-08				
Barium	3.89E-04	2.29E-07	7.18E-06	2.14E-06		1.94E-07	4.67E-08
Beryllium	3.05E-05	9.01E-08	1.06E-09				
Bicarbonate							
Boron	3.79E-03	2.40E-06	5.87E-05				
Cadmium	2.07E-05	1.79E-08	5.83E-07	9.27E-09	5.10E-08	6.73E-07	1.62E-07
Cerium							
Chromium	1.00E-03	2.68E-05	3.89E-07				
Cobalt	1.16E-04	3.25E-08	2.97E-07	6.75E-08	4.95E-08	1.23E-05	2.94E-06
Copper	1.40E-04	3.06E-06	6.65E-06	3.53E-07	5.69E-07	3.20E-06	7.69E-07
Fluoride							
Gallium							
Iron	1.13E-02	6.70E-04	1.31E-05	6.95E-05	6.63E-05	6.31E-04	1.52E-04
Lithium	1.55E-04	4.53E-06	1.18E-04				
Manganese	6.17E-04	7.70E-07	6.03E-07	1.92E-07	4.22E-07	1.45E-06	3.48E-07
Mercury	9.20E-07	1.50E-08	9.17E-09			8.46E-10	2.03E-10
Nickel	3.26E-04	4.26E-06	1.78E-04				
Selenium	1.22E-05	2.85E-06	3.72E-06	5.33E-07	6.95E-07	4.84E-06	1.16E-06
Silica							
Silver	8.01E-05	7.14E-07	1.55E-07		3.62E-07	8.97E-06	2.15E-06
Sulfate							
Tetraoxo-sulfate(1-)							
Thorium							
Titanium	1.39E-04	1.24E-05	5.38E-05				
Uranium	4.38E-06	3.90E-09	6.78E-08	2.70E-08	6.13E-08	2.45E-07	5.88E-08
Vanadium	2.73E-04	2.02E-06	2.11E-07				
Zinc	3.72E-04	6.39E-05	8.34E-05	3.98E-06	7.30E-06	8.44E-05	2.02E-05
Zirconium	3.81E-05	1.13E-10	8.14E-10	4.71E-11		1.28E-10	3.08E-11
1,2-Dichlorobenzene	2.67E-07	4.06E-11	1.67E-10				
1,2-Dichloroethene	6.33E-05	1.16E-12	4.80E-12				
1,3,5-Trimethylbenzene	8.40E-07	5.66E-10	2.34E-09				
1,4-Dichlorobenzene	2.90E-07	4.41E-11	1.82E-10				
4-Bromofluorobenzene							
4-Methyl-2-pentanone	1.61E-04	3.59E-11	1.48E-10				
Acetone	9.37E-04	1.32E-12	5.45E-12				
Acrylonitrile	6.19E-04	5.04E-12	2.08E-11				
Benzene	8.72E-06	3.57E-11	1.47E-10				
Bis(2-ethylhexyl)phthalate	2.09E-05	1.20E-07	4.93E-07				
Bromomethane	2.02E-05	4.49E-12	1.85E-11				
Carbazole	3.74E-05	1.55E-08	6.38E-08				
Chloroform	1.89E-05	5.67E-11	2.34E-10				
Chloromethane	5.58E-05	4.61E-12	1.90E-11				
Chrysene	2.31E-06	8.52E-08	3.51E-07				
Di-n-butyl phthalate	2.21E-05	1.26E-07	5.22E-07				
Dimethylbenzene	1.44E-05	1.70E-09	7.00E-09				
Ethanol							
Ethylbenzene	5.10E-06	3.57E-10	1.47E-09				

**Table 3.46a Chronic daily intakes for excess lifetime cancer risk for biota consumption by a child resident
(continued)**

----- AREA_CODE=i MEDIA=RGa Groundwater -----
(continued)

Analyte	Ingestion of vegetables	Ingestion of beef	Ingestion of milk	Ingestion of eggs	Ingestion of pork	Ingestion of turkey	Ingestion of chicken
Methylene chloride	6.44E-05	2.01E-11	8.30E-11				
PCB-1254	1.62E-06	1.20E-07	4.94E-07				
Polychlorinated biphenyl	3.84E-07	2.83E-08	1.17E-07				
Tetrachloroethene	1.27E-05	2.26E-10	9.31E-10				
Trichloroethene	2.90E-05	2.91E-10	1.20E-09				
Vinyl chloride	1.63E-05	7.12E-12	2.94E-11				
m,p-Xylene	2.62E-07	3.09E-11	1.27E-10				
trans-1,3-Dichloropropene							
Americium-241	5.53E+02	6.69E-02	3.27E-02	1.39E-02	2.16E-02	1.89E-01	4.54E-02
Cesium-137	5.09E+02	9.01E+01	1.96E+02	1.49E+00	3.28E+01	3.38E+02	8.12E+01
Cobalt-60	5.14E+02	3.12E-01	2.85E+00	6.47E-01	4.75E-01	1.18E+02	2.82E+01
Radium-226	9.49E+02	3.15E+01	9.77E+01				
Radon-222	5.19E+04	2.60E+04	4.65E+04				
Technetium-99	4.61E+07	2.38E+01	4.35E+02	1.48E+03	2.72E+00	1.35E+02	3.23E+01

----- AREA_CODE=i MEDIA=UCRS Groundwater -----

Analyte	Ingestion of vegetables	Ingestion of beef	Ingestion of milk	Ingestion of eggs	Ingestion of pork	Ingestion of turkey	Ingestion of chicken
Aluminum	1.94E-02	8.64E-05	1.50E-04				
Antimony	5.69E-05	6.59E-09	5.37E-08				
Arsenic	2.60E-05	1.50E-07	5.89E-08				
Barium	1.13E-03	6.66E-07	2.08E-05	6.22E-06		5.65E-07	1.36E-07
Cadmium	3.48E-05	3.00E-08	9.78E-07	1.56E-08	8.56E-08	1.13E-06	2.71E-07
Chromium	1.09E-04	2.92E-06	4.23E-08				
Cobalt	1.03E-04	2.89E-08	2.64E-07	6.00E-08	4.40E-08	1.09E-05	2.61E-06
Copper	1.31E-03	2.88E-05	6.27E-05	3.32E-06	5.36E-06	3.02E-05	7.24E-06
Fluoride							
Iron	2.11E-02	1.25E-03	2.45E-05	1.30E-04	1.24E-04	1.18E-03	2.84E-04
Lead	2.19E-04	2.60E-07	2.55E-06				
Manganese	6.01E-03	7.51E-06	5.88E-06	1.87E-06	4.12E-06	1.42E-05	3.40E-06
Mercury	8.43E-07	1.37E-08	8.40E-09			7.75E-10	1.86E-10
Nickel	2.32E-04	3.03E-06	1.27E-04				
Silica							
Silver	7.16E-05	6.39E-07	1.39E-07		3.24E-07	8.03E-06	1.93E-06
Sulfate							
Tetraoxo-sulfate(1-)							
Thallium	3.14E-05	3.72E-06	2.43E-06				
Uranium	4.31E-05	3.83E-08	6.67E-07	2.65E-07	6.03E-07	2.41E-06	5.78E-07
Vanadium	1.16E-03	8.58E-06	8.96E-07				
Zinc	1.91E-03	3.28E-04	4.29E-04	2.05E-05	3.75E-05	4.33E-04	1.04E-04
Benzene	2.15E-05	8.81E-11	3.63E-10				
Bromodichloromethane	2.21E-05	9.02E-11	3.72E-10				
Chloroform	2.69E-05	8.09E-11	3.33E-10				
Dibromochloromethane	1.62E-05	8.98E-11	3.70E-10				
Ethanol							
Methylene chloride	7.80E-05	2.44E-11	1.01E-10				
Trichloroethene	2.42E-05	2.43E-10	1.00E-09				
Cesium-137	1.07E+03	1.90E+02	4.13E+02	3.14E+00	6.91E+01	7.13E+02	1.71E+02
Cobalt-60	9.43E+02	5.72E-01	5.23E+00	1.19E+00	8.72E-01	2.16E+02	5.18E+01
Radium-226	9.81E+02	3.26E+01	1.01E+02				
Radon-222	4.24E+04	2.13E+04	3.81E+04				
Technetium-99	2.42E+07	1.25E+01	2.29E+02	7.80E+02	1.43E+00	7.08E+01	1.70E+01

**Table 3.46a Chronic daily intakes for excess lifetime cancer risk for biota consumption by a child resident
(continued)**

----- AREA_CODE=j MEDIA=McNairy Groundwater -----

Analyte	Ingestion of vegetables	Ingestion of beef	Ingestion of milk	Ingestion of eggs	Ingestion of pork	Ingestion of turkey	Ingestion of chicken
Aluminum	7.80E-03	3.47E-05	6.04E-05				
Arsenic	3.35E-04	1.94E-06	7.58E-07				
Manganese	1.37E-02	1.71E-05	1.34E-05	4.26E-06	9.38E-06	3.23E-05	7.74E-06
Molybdenum	1.47E-03	3.57E-06	7.92E-05	6.67E-06		6.73E-05	1.62E-05
Sulfate							

----- AREA_CODE=j MEDIA=RGA Groundwater -----

Analyte	Ingestion of vegetables	Ingestion of beef	Ingestion of milk	Ingestion of eggs	Ingestion of pork	Ingestion of turkey	Ingestion of chicken
Aluminum	1.30E-02	5.78E-05	1.01E-04				
Arsenic	1.68E-05	9.73E-08	3.81E-08				
Iron	1.77E-02	1.05E-03	2.06E-05	1.09E-04	1.04E-04	9.93E-04	2.38E-04
Manganese	1.07E-02	1.34E-05	1.05E-05	3.33E-06	7.32E-06	2.52E-05	6.04E-06
Molybdenum	5.77E-04	1.40E-06	3.12E-05	2.62E-06		2.65E-05	6.36E-06
Silica							
Sulfate							
Thallium	2.77E-04	3.29E-05	2.15E-05				
Vanadium	3.65E-04	2.70E-06	2.82E-07				

----- AREA_CODE=k MEDIA=Other Groundwater -----

Analyte	Ingestion of vegetables	Ingestion of beef	Ingestion of milk	Ingestion of eggs	Ingestion of pork	Ingestion of turkey	Ingestion of chicken
Aluminum	3.18E-02	1.42E-04	2.46E-04				
Ammonia as Nitrogen	3.45E-01	1.15E-09	4.75E-09				
Antimony	2.05E-04	2.37E-08	1.93E-07				
Arsenic	1.06E-05	6.13E-08	2.40E-08				
Barium	3.70E-04	2.18E-07	6.84E-06	2.04E-06		1.85E-07	4.45E-08
Beryllium	2.29E-05	6.75E-08	7.93E-10				
Cadmium	8.42E-05	7.26E-08	2.37E-06	3.77E-08	2.07E-07	2.74E-06	6.56E-07
Chromium	1.03E-04	2.76E-06	3.99E-08				
Cobalt	2.14E-04	5.98E-08	5.46E-07	1.24E-07	9.11E-08	2.25E-05	5.41E-06
Fluoride							
Iron	6.18E-01	3.67E-02	7.19E-04	3.81E-03	3.64E-03	3.46E-02	8.31E-03
Kjeldahl Nitrogen							
Lead	5.86E-04	6.95E-07	6.81E-06				
Manganese	5.34E-02	6.67E-05	5.22E-05	1.66E-05	3.66E-05	1.26E-04	3.02E-05
Mercury	7.54E-07	1.23E-08	7.52E-09			6.93E-10	1.66E-10
Nickel	4.21E-04	5.49E-06	2.29E-04				
Nitrate as Nitrogen							
Silica							
Strontium	3.61E-03	5.48E-05	2.50E-04	2.85E-06	2.09E-05	1.03E-05	2.48E-06
Sulfate							
Sulfide							
Tetraoxo-sulfate(1-)							
Tin	3.63E-05	5.91E-07	7.71E-07				
Uranium	1.27E-05	1.13E-08	1.97E-07	7.82E-08	1.78E-07	7.10E-07	1.70E-07
Vanadium	5.24E-04	3.88E-06	4.05E-07				
Zinc	6.43E-04	1.10E-04	1.44E-04	6.88E-06	1.26E-05	1.46E-04	3.50E-05
1,1-Dichloroethane	1.88E-04	3.01E-10	1.24E-09				
1,1-Dichloroethene	2.98E-04	4.77E-10	1.97E-09				
1,2-Dichloroethene	4.44E-03	8.17E-11	3.37E-10				
Acetone	5.78E-03	8.15E-12	3.36E-11				
Di-n-butyl phthalate	2.19E-05	1.25E-07	5.17E-07				

Table 3.46a Chronic daily intakes for excess lifetime cancer risk for biota consumption by a child resident
(continued)

----- AREA_CODE=k MEDIA=Other Groundwater -----
(continued)

Analyte	Ingestion of vegetables	Ingestion of beef	Ingestion of milk	Ingestion of eggs	Ingestion of pork	Ingestion of turkey	Ingestion of chicken
Methylene chloride	8.05E-05	2.51E-11	1.04E-10				
Naphthalene	6.48E-05	7.63E-09	3.15E-08				
Phenanthrene	7.97E-06	2.26E-08	9.31E-08				
Trichloroethene	2.31E-04	2.31E-09	9.54E-09				
Vinyl chloride	2.45E-04	1.07E-10	4.40E-10				
cis-1,2-Dichloroethene	9.74E-04	2.14E-09	8.84E-09				
Neptunium-237	4.54E+02	1.35E+00	1.75E-01				
Radium-226	8.98E+02	2.98E+01	9.24E+01				
Radon-222	8.10E+04	4.06E+04	7.26E+04				
Techneium-99	8.24E+06	4.26E+00	7.78E+01	2.65E+02	4.86E-01	2.41E+01	5.78E+00
Thorium-228	3.93E+02	1.70E+02	2.05E+02				
Uranium-234	2.94E+03	2.62E+00	4.56E+01	1.81E+01	4.12E+01	1.65E+02	3.95E+01
Uranium-235	3.69E+02	4.38E-01	5.79E+00	2.28E+00	5.17E+00	2.07E+01	4.96E+00
Uranium-238	3.16E+03	3.93E+00	5.06E+01	1.94E+01	4.41E+01	1.76E+02	4.23E+01

----- AREA_CODE=l MEDIA=McNairy Groundwater -----

Analyte	Ingestion of vegetables	Ingestion of beef	Ingestion of milk	Ingestion of eggs	Ingestion of pork	Ingestion of turkey	Ingestion of chicken
Aluminum	1.47E-03	6.53E-06	1.14E-05				
Antimony	3.67E-04	4.25E-08	3.46E-07				
Nitrate as Nitrogen							
Silica							
Tetraoxo-sulfate(1-)							
Thallium	1.46E-03	1.73E-04	1.13E-04				
Zinc	8.08E-04	1.39E-04	1.81E-04	8.65E-06	1.59E-05	1.83E-04	4.40E-05
Trichloroethene	3.15E-03	3.16E-08	1.30E-07				
Techneium-99	7.71E+07	3.98E+01	7.27E+02	2.48E+03	4.55E+00	2.25E+02	5.40E+01

----- AREA_CODE=l MEDIA=Other Groundwater -----

Analyte	Ingestion of vegetables	Ingestion of beef	Ingestion of milk	Ingestion of eggs	Ingestion of pork	Ingestion of turkey	Ingestion of chicken
Methylene chloride	9.05E-05	2.83E-11	1.17E-10				

----- AREA_CODE=l MEDIA=RGA Groundwater -----

Analyte	Ingestion of vegetables	Ingestion of beef	Ingestion of milk	Ingestion of eggs	Ingestion of pork	Ingestion of turkey	Ingestion of chicken
Aluminum	6.13E-03	2.72E-05	4.74E-05				
Arsenic	1.28E-05	7.38E-08	2.89E-08				
Barium	9.01E-04	5.31E-07	1.66E-05	4.97E-06		4.51E-07	1.08E-07
Beryllium	2.28E-05	6.72E-08	7.89E-10				
Cadmium	4.95E-05	4.27E-08	1.39E-06	2.22E-08	1.22E-07	1.61E-06	3.86E-07
Chromium	2.16E-04	5.79E-06	8.40E-08				
Cobalt	1.05E-04	2.92E-08	2.67E-07	6.07E-08	4.45E-08	1.10E-05	2.65E-06
Fluoride							
Iron	2.02E-02	1.20E-03	2.35E-05	1.24E-04	1.19E-04	1.13E-03	2.71E-04
Lead	1.89E-04	2.24E-07	2.20E-06				
Manganese	1.80E-03	2.24E-06	1.76E-06	5.59E-07	1.23E-06	4.23E-06	1.01E-06
Mercury	2.09E-06	3.40E-08	2.09E-08			1.92E-09	4.62E-10

Table 3.46a Chronic daily intakes for excess lifetime cancer risk for biota consumption by a child resident
(continued)

----- AREA_CODE=1 MEDIA=RGa Groundwater -----							
(continued)							
Analyte	Ingestion of vegetables	Ingestion of beef	Ingestion of milk	Ingestion of eggs	Ingestion of pork	Ingestion of turkey	Ingestion of chicken
Molybdenum	1.35E-04	3.28E-07	7.27E-06	6.13E-07		6.18E-06	1.48E-06
Nitrate as Nitrogen							
Selenium	1.84E-05	4.29E-06	5.59E-06	8.01E-07	1.04E-06	7.27E-06	1.75E-06
Silica							
Sulfate							
Tetraoxo-sulfate(1-)							
Thallium	2.77E-04	3.29E-05	2.14E-05				
Tin	1.61E-03	2.62E-05	3.41E-05				
Uranium	1.79E-05	1.59E-08	2.77E-07	1.10E-07	2.51E-07	1.00E-06	2.40E-07
Vanadium	1.71E-04	1.26E-06	1.32E-07				
Zinc	1.81E-04	3.11E-05	4.06E-05	1.94E-06	3.55E-06	4.11E-05	9.86E-06
1,1,2-Trichloroethane	1.89E-05	5.67E-11	2.34E-10				
1,1-Dichloroethene	7.24E-04	1.16E-09	4.79E-09				
1,2-Dichloroethane	1.62E-05	9.86E-12	4.07E-11				
Acetone	1.88E-03	2.66E-12	1.10E-11				
Bis(2-ethylhexyl)phthalate	7.86E-06	4.50E-08	1.86E-07				
Butyl benzyl phthalate	3.93E-06	2.25E-08	9.28E-08				
Carbon tetrachloride	9.19E-04	2.86E-08	1.18E-07				
Chlorobenzene	1.15E-05	3.58E-10	1.47E-09				
Chloroform	1.32E-04	3.97E-10	1.64E-09				
Di-n-butyl phthalate	5.19E-05	2.97E-07	1.23E-06				
Dimethylbenzene	3.64E-03	4.28E-07	1.77E-06				
Ethane							
Ethylbenzene	2.17E-03	1.52E-07	6.26E-07				
Ethylene							
Methylene chloride	2.26E-04	7.06E-11	2.91E-10				
Tetrachloroethene	2.03E-03	3.61E-08	1.49E-07				
Trichloroethene	9.90E-02	9.93E-07	4.09E-06				
Vinyl chloride	7.42E-02	3.24E-08	1.34E-07				
cis-1,2-Dichloroethene	2.33E-02	5.13E-08	2.11E-07				
trans-1,2-Dichloroethene	5.59E-02	1.03E-09	4.24E-09				
Americium-241	6.62E+02	8.00E-02	3.91E-02	1.66E-02	2.59E-02	2.26E-01	5.43E-02
Cesium-137	2.46E+04	4.36E+03	9.50E+03	7.21E+01	1.59E+03	1.64E+04	3.93E+03
Cobalt-60	6.52E+02	3.96E-01	3.61E+00	8.21E-01	6.02E-01	1.49E+02	3.58E+01
Neptunium-237	1.20E+03	3.56E+00	4.61E-01				
Plutonium-239	4.67E+01	1.39E-03	1.99E-03	1.44E-04	8.45E-04	7.85E-03	1.88E-03
Radium-226	6.78E+04	2.25E+03	6.98E+03				
Radon-222	3.89E+04	1.95E+04	3.49E+04				
Technetium-99	2.83E+08	1.46E+02	2.67E+03	9.10E+03	1.67E+01	8.27E+02	1.98E+02
Thorium-230	7.62E+02	2.26E-01	1.48E-01				
Uranium-234	2.30E+03	2.05E+00	3.56E+01	1.42E+01	3.22E+01	1.29E+02	3.08E+01
Uranium-235	1.85E+03	2.20E+00	2.91E+01	1.14E+01	2.60E+01	1.04E+02	2.49E+01
Uranium-235/236	1.84E+02	2.19E-01	2.89E+00	1.14E+00	2.58E+00	1.03E+01	2.48E+00
Uranium-238	3.06E+04	3.80E+01	4.90E+02	1.88E+02	4.27E+02	1.71E+03	4.09E+02

----- AREA_CODE=1 MEDIA=UCRS Groundwater -----							
Analyte	Ingestion of vegetables	Ingestion of beef	Ingestion of milk	Ingestion of eggs	Ingestion of pork	Ingestion of turkey	Ingestion of chicken
Aluminum	1.01E-02	4.48E-05	7.80E-05				
Ammonia as Nitrogen	6.05E-03	2.02E-11	8.33E-11				
Antimony	1.09E-04	1.27E-08	1.03E-07				
Arsenic	5.58E-05	3.23E-07	1.26E-07				
Barium	1.13E-03	6.68E-07	2.09E-05	6.24E-06		5.67E-07	1.36E-07
Beryllium	6.53E-06	1.93E-08	2.26E-10				
Cadmium	4.15E-05	3.57E-08	1.17E-06	1.85E-08	1.02E-07	1.35E-06	3.23E-07
Chromium	1.31E-04	3.51E-06	5.09E-08				

Table 3.46a Chronic daily intakes for excess lifetime cancer risk for biota consumption by a child resident
(continued)

----- AREA_CODE=1 MEDIA=UCRS Groundwater ----- (continued)							
Analyte	Ingestion of vegetables	Ingestion of beef	Ingestion of milk	Ingestion of eggs	Ingestion of pork	Ingestion of turkey	Ingestion of chicken
Cobalt	9.82E-05	2.74E-08	2.51E-07	5.70E-08	4.18E-08	1.03E-05	2.48E-06
Fluoride							
Iron	1.82E-02	1.08E-03	2.11E-05	1.12E-04	1.07E-04	1.02E-03	2.44E-04
Kjeldahl Nitrogen							
Lead	1.78E-04	2.11E-07	2.07E-06				
Manganese	2.38E-03	2.97E-06	2.33E-06	7.40E-07	1.63E-06	5.60E-06	1.34E-06
Mercury	2.09E-06	3.40E-08	2.09E-08			1.92E-09	4.62E-10
Molybdenum	4.66E-05	1.13E-07	2.52E-06	2.12E-07		2.14E-06	5.13E-07
Nickel	5.84E-04	7.63E-06	3.19E-04				
Nitrate as Nitrogen							
Nitrate/Nitrite							
Orthophosphate							
Selenium	1.27E-05	2.95E-06	3.85E-06	5.51E-07	7.19E-07	5.00E-06	1.20E-06
Silica							
Strontium	7.69E-03	1.17E-04	5.33E-04	6.06E-06	4.45E-05	2.20E-05	5.28E-06
Sulfate							
Sulfide							
Tetraoxo-sulfate(1-)							
Thallium	2.13E-04	2.52E-05	1.65E-05				
Tin	1.81E-04	2.95E-06	3.85E-06				
Uranium	4.48E-05	3.99E-08	6.94E-07	2.76E-07	6.28E-07	2.51E-06	6.01E-07
Vanadium	2.97E-04	2.20E-06	2.29E-07				
Zinc	1.19E-04	2.05E-05	2.68E-05	1.28E-06	2.34E-06	2.71E-05	6.49E-06
1,1-Dichloroethene	2.23E-03	3.58E-09	1.47E-08				
1,2-Dichloroethane	2.95E-05	1.79E-11	7.39E-11				
1,2-Dichloroethene	1.76E-04	3.23E-12	1.33E-11				
2,4-Dimethylphenol	3.33E-05	2.49E-10	1.03E-09				
Benzene	6.80E-05	2.78E-10	1.15E-09				
Bis(2-ethylhexyl)phthalate	3.93E-06	2.25E-08	9.28E-08				
Chloroethane	1.34E-02	5.84E-09	2.41E-08				
Chloroform	1.60E-04	4.82E-10	1.99E-09				
Di-n-butyl phthalate	3.85E-06	2.21E-08	9.10E-08				
Dimethylbenzene	4.09E-03	4.81E-07	1.98E-06				
Ethane							
Ethylbenzene	2.45E-03	1.71E-07	7.07E-07				
Ethylene							
Fluorene	1.59E-05	2.81E-08	1.16E-07				
Isophorone	6.14E-05	7.15E-11	2.95E-10				
Methylene chloride	1.85E-04	5.77E-11	2.38E-10				
Naphthalene	6.77E-05	7.98E-09	3.29E-08				
Phenanthrene	1.55E-05	4.39E-08	1.81E-07				
Trichloroethene	2.37E-01	2.38E-06	9.80E-06				
Vinyl chloride	8.16E-02	3.56E-08	1.47E-07				
cis-1,2-Dichloroethene	5.01E-02	1.10E-07	4.55E-07				
trans-1,2-Dichloroethene	2.33E-02	4.28E-10	1.76E-09				
Americium-241	4.73E+02	5.71E-02	2.80E-02	1.19E-02	1.85E-02	1.62E-01	3.88E-02
Cobalt-60	8.31E+02	5.04E-01	4.60E+00	1.05E+00	7.67E-01	1.90E+02	4.56E+01
Neptunium-237	7.21E+02	2.14E+00	2.77E-01				
Plutonium-239	2.81E+02	8.37E-03	1.20E-02	8.69E-04	5.10E-03	4.73E-02	1.14E-02
Radium-226	6.79E+02	2.25E+01	6.99E+01				
Radon-222	8.66E+04	4.34E+04	7.76E+04				
Technetium-99	1.49E+08	7.68E+01	1.40E+03	4.79E+03	8.78E+00	4.35E+02	1.04E+02
Thorium-228	3.23E+02	1.39E+02	1.68E+02				
Uranium-234	6.13E+03	5.46E+00	9.50E+01	3.78E+01	8.59E+01	3.43E+02	8.23E+01
Uranium-235	1.33E+03	1.58E+00	2.09E+01	8.20E+00	1.87E+01	7.45E+01	1.79E+01
Uranium-235/236	1.13E+02	1.34E-01	1.78E+00	6.98E-01	1.59E+00	6.33E+00	1.52E+00
Uranium-238	1.64E+04	2.03E+01	2.62E+02	1.00E+02	2.28E+02	9.12E+02	2.19E+02

Table 3.46a Chronic daily intakes for excess lifetime cancer risk for biota consumption by a child resident
(continued)

----- AREA_CODE=m MEDIA=McNairy Groundwater -----

Analyte	Ingestion of vegetables	Ingestion of beef	Ingestion of milk	Ingestion of eggs	Ingestion of pork	Ingestion of turkey	Ingestion of chicken
Aluminum	2.51E-03	1.12E-05	1.94E-05				
Arsenic	2.21E-05	1.28E-07	5.01E-08				
Barium	7.64E-04	4.51E-07	1.41E-05	4.21E-06		3.82E-07	9.17E-08
Beryllium	2.61E-05	7.72E-08	9.06E-10				
Cadmium	9.73E-05	8.38E-08	2.74E-06	4.35E-08	2.39E-07	3.16E-06	7.59E-07
Chromium	3.15E-04	8.43E-06	1.22E-07				
Cobalt	1.22E-04	3.42E-08	3.12E-07	7.09E-08	5.20E-08	1.29E-05	3.09E-06
Fluoride							
Iron	1.15E-01	6.83E-03	1.34E-04	7.09E-04	6.76E-04	6.44E-03	1.54E-03
Manganese	2.18E-03	2.72E-06	2.13E-06	6.77E-07	1.49E-06	5.12E-06	1.23E-06
Mercury	2.39E-06	3.89E-08	2.39E-08			2.20E-09	5.28E-10
Molybdenum	1.68E-04	4.10E-07	9.09E-06	7.65E-07		7.72E-06	1.85E-06
Nickel	1.82E-04	2.38E-06	9.94E-05				
Silica							
Sulfate							
Tetraoxo-sulfate(1-)							
Uranium	7.45E-06	6.63E-09	1.15E-07	4.59E-08	1.04E-07	4.17E-07	1.00E-07
Vanadium	5.72E-04	4.24E-06	4.42E-07				
Zinc	2.60E-04	4.46E-05	5.83E-05	2.78E-06	5.10E-06	5.89E-05	1.41E-05
Trichloroethene	1.08E-05	1.08E-10	4.45E-10				
Neptunium-237	3.96E+01	1.18E-01	1.52E-02				
Plutonium-239	6.69E+01	1.99E-03	2.85E-03	2.06E-04	1.21E-03	1.12E-02	2.70E-03
Radium-226	1.04E+03	3.46E+01	1.07E+02				
Radon-222	2.16E+04	1.08E+04	1.94E+04				
Technetium-99	6.03E+06	3.11E+00	5.68E+01	1.94E+02	3.55E-01	1.76E+01	4.22E+00
Thorium-230	6.46E+02	1.92E-01	1.25E-01				

----- AREA_CODE=m MEDIA=Other Groundwater -----

Analyte	Ingestion of vegetables	Ingestion of beef	Ingestion of milk	Ingestion of eggs	Ingestion of pork	Ingestion of turkey	Ingestion of chicken
Aluminum	1.34E-02	5.94E-05	1.03E-04				
Ammonia as Nitrogen	3.45E-01	1.15E-09	4.75E-09				
Antimony	1.40E-04	1.62E-08	1.32E-07				
Arsenic	1.04E-05	6.00E-08	2.35E-08				
Barium	3.90E-04	2.30E-07	7.20E-06	2.15E-06		1.95E-07	4.68E-08
Beryllium	1.05E-05	3.10E-08	3.64E-10				
Cadmium	8.42E-05	7.26E-08	2.37E-06	3.77E-08	2.07E-07	2.74E-06	6.56E-07
Chromium	1.02E-04	2.72E-06	3.94E-08				
Cobalt	2.58E-04	7.22E-08	6.60E-07	1.50E-07	1.10E-07	2.72E-05	6.53E-06
Fluoride							
Iron	1.77E-01	1.05E-02	2.06E-04	1.09E-03	1.04E-03	9.92E-03	2.38E-03
Kjeldahl Nitrogen							
Lead	4.68E-04	5.56E-07	5.44E-06				
Manganese	1.81E-02	2.26E-05	1.77E-05	5.62E-06	1.24E-05	4.26E-05	1.02E-05
Mercury	1.26E-06	2.06E-08	1.26E-08			1.16E-09	2.79E-10
Nickel	2.75E-04	3.59E-06	1.50E-04				
Nitrate as Nitrogen							
Silica							
Strontium	3.61E-03	5.48E-05	2.50E-04	2.85E-06	2.09E-05	1.03E-05	2.48E-06
Sulfate							
Sulfide							
Tetraoxo-sulfate(1-)							
Thallium	2.87E-04	3.40E-05	2.22E-05				
Tin	3.63E-05	5.91E-07	7.71E-07				
Uranium	1.05E-05	9.36E-09	1.63E-07	6.48E-08	1.47E-07	5.88E-07	1.41E-07
Vanadium	4.17E-04	3.09E-06	3.23E-07				
Zinc	3.01E-04	5.18E-05	6.76E-05	3.23E-06	5.92E-06	6.84E-05	1.64E-05

Table 3.46a Chronic daily intakes for excess lifetime cancer risk for biota consumption by a child resident
(continued)

----- AREA_CODE=m MEDIA=Other Groundwater -----
(continued)

Analyte	Ingestion of vegetables	Ingestion of beef	Ingestion of milk	Ingestion of eggs	Ingestion of pork	Ingestion of turkey	Ingestion of chicken
1,1-Dichloroethane	1.85E-04	2.97E-10	1.23E-09				
1,1-Dichloroethene	2.94E-04	4.71E-10	1.94E-09				
1,2-Dichloroethene	4.44E-03	8.17E-11	3.37E-10				
Acetone	5.78E-03	8.15E-12	3.36E-11				
Di-n-butyl phthalate	2.19E-05	1.25E-07	5.17E-07				
Methylene chloride	8.05E-05	2.51E-11	1.04E-10				
Naphthalene	6.48E-05	7.63E-09	3.15E-08				
Phenanthrene	7.97E-06	2.26E-08	9.31E-08				
Trichloroethene	1.72E-04	1.73E-09	7.12E-09				
Vinyl chloride	2.45E-04	1.07E-10	4.40E-10				
cis-1,2-Dichloroethene	9.22E-04	2.03E-09	8.37E-09				
Neptunium-237	1.57E+02	4.66E-01	6.02E-02				
Radium-226	5.41E+02	1.80E+01	5.57E+01				
Radon-222	7.94E+04	3.98E+04	7.12E+04				
Technetium-99	7.75E+06	4.00E+00	7.31E+01	2.49E+02	4.57E-01	2.26E+01	5.43E+00
Thorium-228	3.93E+02	1.70E+02	2.05E+02				
Thorium-230	7.66E+02	2.28E-01	1.49E-01				
Uranium-234	2.94E+03	2.62E+00	4.56E+01	1.81E+01	4.12E+01	1.65E+02	3.95E+01
Uranium-235	3.69E+02	4.38E-01	5.79E+00	2.28E+00	5.17E+00	2.07E+01	4.96E+00
Uranium-238	3.16E+03	3.93E+00	5.06E+01	1.94E+01	4.41E+01	1.76E+02	4.23E+01

----- AREA_CODE=m MEDIA=RGA Groundwater -----

Analyte	Ingestion of vegetables	Ingestion of beef	Ingestion of milk	Ingestion of eggs	Ingestion of pork	Ingestion of turkey	Ingestion of chicken
Aluminum	2.99E-03	1.33E-05	2.31E-05				
Antimony	3.09E-04	3.58E-08	2.92E-07				
Arsenic	1.03E-05	5.97E-08	2.34E-08				
Barium	3.77E-04	2.22E-07	6.96E-06	2.08E-06		1.89E-07	4.52E-08
Beryllium	2.75E-05	8.11E-08	9.53E-10				
Bicarbonate							
Boron	3.79E-03	2.40E-06	5.87E-05				
Cadmium	5.26E-05	4.53E-08	1.48E-06	2.35E-08	1.29E-07	1.71E-06	4.10E-07
Cerium							
Chromium	6.88E-04	1.84E-05	2.67E-07				
Cobalt	1.15E-04	3.22E-08	2.94E-07	6.68E-08	4.90E-08	1.21E-05	2.91E-06
Copper	1.36E-04	2.99E-06	6.51E-06	3.45E-07	5.57E-07	3.13E-06	7.52E-07
Fluoride							
Gallium							
Iron	9.46E-03	5.62E-04	1.10E-05	5.83E-05	5.56E-05	5.30E-04	1.27E-04
Lead	1.95E-04	2.31E-07	2.26E-06				
Lithium	1.55E-04	4.53E-06	1.18E-04				
Manganese	4.80E-04	5.99E-07	4.69E-07	1.49E-07	3.29E-07	1.13E-06	2.71E-07
Mercury	8.65E-07	1.41E-08	8.63E-09			7.95E-10	1.91E-10
Molybdenum	1.33E-04	3.25E-07	7.21E-06	6.07E-07		6.12E-06	1.47E-06
Nickel	2.83E-04	3.69E-06	1.54E-04				
Nitrate as Nitrogen							
Selenium	1.24E-05	2.88E-06	3.76E-06	5.38E-07	7.01E-07	4.88E-06	1.17E-06
Silica							
Silver	8.72E-05	7.77E-07	1.69E-07		3.95E-07	9.77E-06	2.34E-06
Sulfate							
Tetraoxo-sulfate(1-)							
Thallium	4.16E-04	4.93E-05	3.22E-05				
Thorium							
Titanium	1.39E-04	1.24E-05	5.38E-05				
Uranium	4.39E-06	3.91E-09	6.80E-08	2.71E-08	6.15E-08	2.46E-07	5.89E-08
Vanadium	2.42E-04	1.79E-06	1.87E-07				

Table 3.46a Chronic daily intakes for excess lifetime cancer risk for biota consumption by a child resident
(continued)

----- AREA_CODE=m MEDIA=RGa Groundwater -----
(continued)

Analyte	Ingestion of vegetables	Ingestion of beef	Ingestion of milk	Ingestion of eggs	Ingestion of pork	Ingestion of turkey	Ingestion of chicken
Zinc	3.72E-04	6.39E-05	8.34E-05	3.98E-06	7.30E-06	8.43E-05	2.02E-05
Zirconium	3.81E-05	1.13E-10	8.14E-10	4.71E-11		1.28E-10	3.08E-11
1,1-Dichloroethene	2.23E-04	3.58E-10	1.47E-09				
1,2-Dichlorobenzene	2.67E-07	4.06E-11	1.67E-10				
1,2-Dichloroethene	9.07E-05	1.67E-12	6.88E-12				
1,3,5-Trimethylbenzene	8.40E-07	5.66E-10	2.34E-09				
1,4-Dichlorobenzene	2.90E-07	4.41E-11	1.82E-10				
2-Butanone	6.96E-04	6.08E-12	2.51E-11				
4-Bromofluorobenzene							
4-Methyl-2-pentanone	1.82E-04	4.06E-11	1.67E-10				
Acetone	1.30E-03	1.83E-12	7.55E-12				
Acrylonitrile	6.19E-04	5.04E-12	2.08E-11				
Benzene	8.72E-06	3.57E-11	1.47E-10				
Bis(2-ethylhexyl)phthalate	2.35E-05	1.35E-07	5.55E-07				
Bromomethane	2.02E-05	4.49E-12	1.85E-11				
Carbazole	4.95E-05	2.05E-08	8.45E-08				
Carbon tetrachloride	3.44E-06	1.07E-10	4.42E-10				
Chloroform	1.89E-05	5.67E-11	2.34E-10				
Chloromethane	5.58E-05	4.61E-12	1.90E-11				
Chrysene	2.31E-06	8.52E-08	3.51E-07				
Di-n-butyl phthalate	2.34E-05	1.34E-07	5.52E-07				
Dimethylbenzene	2.88E-05	3.39E-09	1.40E-08				
Ethanol							
Ethylbenzene	5.10E-06	3.57E-10	1.47E-09				
Methylene chloride	6.53E-05	2.04E-11	8.40E-11				
PCB-1254	1.62E-06	1.20E-07	4.94E-07				
Polychlorinated biphenyl	3.84E-07	2.83E-08	1.17E-07				
Tetrachloroethene	1.27E-05	2.26E-10	9.31E-10				
Trichloroethene	4.15E-03	4.16E-08	1.72E-07				
Vinyl chloride	1.63E-05	7.12E-12	2.94E-11				
cis-1,2-Dichloroethene	2.25E-04	4.95E-10	2.04E-09				
m,p-Xylene	2.62E-07	3.09E-11	1.27E-10				
trans-1,2-Dichloroethene	2.33E-04	4.28E-12	1.76E-11				
Americium-241	3.08E+02	3.72E-02	1.82E-02	7.72E-03	1.20E-02	1.05E-01	2.52E-02
Cesium-137	4.28E+02	7.57E+01	1.65E+02	1.25E+00	2.76E+01	2.84E+02	6.82E+01
Cobalt-60	5.22E+02	3.17E-01	2.89E+00	6.58E-01	4.82E-01	1.19E+02	2.87E+01
Neptunium-237	2.23E+02	6.64E-01	8.58E-02				
Plutonium-239	4.28E+01	1.27E-03	1.83E-03	1.32E-04	7.75E-04	7.19E-03	1.73E-03
Radium-226	5.90E+02	1.96E+01	6.07E+01				
Radon-222	4.04E+04	2.03E+04	3.63E+04				
Technetium-99	1.03E+08	5.34E+01	9.75E+02	3.32E+03	6.10E+00	3.02E+02	7.24E+01
Thorium-230	6.69E+02	1.99E-01	1.30E-01				

----- AREA_CODE=m MEDIA=UCRS Groundwater -----

Analyte	Ingestion of vegetables	Ingestion of beef	Ingestion of milk	Ingestion of eggs	Ingestion of pork	Ingestion of turkey	Ingestion of chicken
Aluminum	1.29E-02	5.72E-05	9.95E-05				
Antimony	2.25E-04	2.61E-08	2.13E-07				
Arsenic	1.57E-05	9.08E-08	3.56E-08				
Barium	1.08E-03	6.38E-07	2.00E-05	5.96E-06		5.41E-07	1.30E-07
Cadmium	5.31E-05	4.57E-08	1.49E-06	2.37E-08	1.31E-07	1.72E-06	4.14E-07
Chromium	1.13E-04	3.01E-06	4.37E-08				
Cobalt	1.07E-04	2.99E-08	2.73E-07	6.21E-08	4.55E-08	1.13E-05	2.71E-06
Copper	6.10E-04	1.34E-05	2.91E-05	1.54E-06	2.49E-06	1.40E-05	3.36E-06
Fluoride							

Table 3.46a Chronic daily intakes for excess lifetime cancer risk for biota consumption by a child resident

----- AREA_CODE=m MEDIA=UCRS Groundwater -----
(continued)

Analyte	Ingestion of vegetables	Ingestion of beef	Ingestion of milk	Ingestion of eggs	Ingestion of pork	Ingestion of turkey	Ingestion of chicken
Iron	1.58E-02	9.38E-04	1.84E-05	9.74E-05	9.29E-05	8.84E-04	2.12E-04
Lead	1.97E-04	2.33E-07	2.28E-06				
Manganese	9.30E-04	1.16E-06	9.10E-07	2.89E-07	6.37E-07	2.19E-06	5.26E-07
Mercury	8.02E-07	1.30E-08	7.99E-09			7.37E-10	1.77E-10
Nickel	2.69E-04	3.51E-06	1.47E-04				
Nitrate as Nitrogen							
Silica							
Silver	7.86E-05	7.01E-07	1.52E-07		3.56E-07	8.81E-06	2.11E-06
Sulfate							
Tetraoxo-sulfate(1-)							
Thallium	3.14E-05	3.72E-06	2.43E-06				
Uranium	2.43E-04	2.16E-07	3.76E-06	1.49E-06	3.40E-06	1.36E-05	3.26E-06
Vanadium	8.69E-04	6.43E-06	6.72E-07				
Zinc	1.07E-03	1.83E-04	2.39E-04	1.14E-05	2.10E-05	2.42E-04	5.81E-05
Benzene	2.76E-05	1.13E-10	4.65E-10				
Bromodichloromethane	7.85E-05	3.21E-10	1.32E-09				
Chloroform	1.01E-04	3.04E-10	1.25E-09				
Dibromochloromethane	1.62E-05	8.98E-11	3.70E-10				
Ethanol							
Methylene chloride	7.69E-05	2.40E-11	9.90E-11				
Trichloroethene	2.67E-05	2.67E-10	1.10E-09				
Cesium-137	1.07E+03	1.90E+02	4.13E+02	3.14E+00	6.91E+01	7.13E+02	1.71E+02
Cobalt-60	9.43E+02	5.72E-01	5.23E+00	1.19E+00	8.72E-01	2.16E+02	5.18E+01
Neptunium-237	1.36E+02	4.04E-01	5.22E-02				
Plutonium-239	1.19E+02	3.53E-03	5.07E-03	3.67E-04	2.15E-03	2.00E-02	4.79E-03
Radium-226	1.02E+03	3.39E+01	1.05E+02				
Radon-222	3.04E+04	1.52E+04	2.73E+04				
Technetium-99	1.78E+07	9.21E+00	1.68E+02	5.74E+02	1.05E+00	5.21E+01	1.25E+01

----- AREA_CODE=n MEDIA=McNairy Groundwater -----

Analyte	Ingestion of vegetables	Ingestion of beef	Ingestion of milk	Ingestion of eggs	Ingestion of pork	Ingestion of turkey	Ingestion of chicken
Aluminum	5.90E-03	2.62E-05	4.57E-05				
Antimony	3.20E-04	3.71E-08	3.02E-07				
Arsenic	1.83E-05	1.06E-07	4.15E-08				
Barium	7.24E-04	4.27E-07	1.34E-05	3.99E-06		3.62E-07	8.69E-08
Beryllium	2.63E-05	7.78E-08	9.13E-10				
Cadmium	1.00E-04	8.65E-08	2.82E-06	4.49E-08	2.47E-07	3.26E-06	7.83E-07
Chromium	1.22E-04	3.25E-06	4.71E-08				
Cobalt	1.21E-04	3.38E-08	3.09E-07	7.01E-08	5.15E-08	1.27E-05	3.06E-06
Fluoride							
Iron	3.41E-02	2.03E-03	3.97E-05	2.10E-04	2.01E-04	1.91E-03	4.58E-04
Manganese	1.73E-03	2.16E-06	1.69E-06	5.38E-07	1.18E-06	4.07E-06	9.76E-07
Mercury	1.68E-06	2.73E-08	1.67E-08			1.54E-09	3.70E-10
Molybdenum	1.62E-04	3.95E-07	8.76E-06	7.38E-07		7.44E-06	1.79E-06
Nickel	1.84E-04	2.40E-06	1.00E-04				
Nitrate as Nitrogen							
Silica							
Sulfate							
Tetraoxo-sulfate(1-)							
Thallium	3.40E-04	4.04E-05	2.63E-05				
Uranium	6.42E-06	5.72E-09	9.95E-08	3.96E-08	9.00E-08	3.59E-07	8.63E-08
Vanadium	4.54E-04	3.36E-06	3.51E-07				
Zinc	4.19E-04	7.20E-05	9.39E-05	4.48E-06	8.22E-06	9.50E-05	2.28E-05
Trichloroethene	1.18E-03	1.19E-08	4.90E-08				
Neptunium-237	1.03E+02	3.06E-01	3.95E-02				

Table 3.46a Chronic daily intakes for excess lifetime cancer risk for biota consumption by a child resident
(continued)

----- AREA_CODE=n MEDIA=McNairy Groundwater -----
(continued)

Analyte	Ingestion of vegetables	Ingestion of beef	Ingestion of milk	Ingestion of eggs	Ingestion of pork	Ingestion of turkey	Ingestion of chicken
Plutonium-239	5.46E+01	1.62E-03	2.33E-03	1.68E-04	9.88E-04	9.18E-03	2.20E-03
Radium-226	9.05E+02	3.00E+01	9.31E+01				
Radon-222	1.70E+04	8.50E+03	1.52E+04				
Technetium-99	3.12E+07	1.61E+01	2.95E+02	1.00E+03	1.84E+00	9.12E+01	2.19E+01
Thorium-230	5.15E+02	1.53E-01	9.98E-02				

----- AREA_CODE=n MEDIA=Other Groundwater -----

Analyte	Ingestion of vegetables	Ingestion of beef	Ingestion of milk	Ingestion of eggs	Ingestion of pork	Ingestion of turkey	Ingestion of chicken
Aluminum	1.34E-02	5.94E-05	1.03E-04				
Ammonia as Nitrogen	3.45E-01	1.15E-09	4.75E-09				
Antimony	1.40E-04	1.62E-08	1.32E-07				
Arsenic	1.04E-05	6.00E-08	2.35E-08				
Barium	3.90E-04	2.30E-07	7.20E-06	2.15E-06		1.95E-07	4.68E-08
Beryllium	1.05E-05	3.10E-08	3.64E-10				
Cadmium	8.42E-05	7.26E-08	2.37E-06	3.77E-08	2.07E-07	2.74E-06	6.56E-07
Chromium	1.02E-04	2.72E-06	3.94E-08				
Cobalt	2.58E-04	7.22E-08	6.60E-07	1.50E-07	1.10E-07	2.72E-05	6.53E-06
Fluoride							
Iron	1.77E-01	1.05E-02	2.06E-04	1.09E-03	1.04E-03	9.92E-03	2.38E-03
Kjeldahl Nitrogen							
Lead	4.68E-04	5.56E-07	5.44E-06				
Manganese	1.81E-02	2.26E-05	1.77E-05	5.62E-06	1.24E-05	4.26E-05	1.02E-05
Mercury	1.26E-06	2.06E-08	1.26E-08			1.16E-09	2.79E-10
Nickel	2.75E-04	3.59E-06	1.50E-04				
Nitrate as Nitrogen							
Silica							
Strontium	3.61E-03	5.48E-05	2.50E-04	2.85E-06	2.09E-05	1.03E-05	2.48E-06
Sulfate							
Sulfide							
Tetraoxo-sulfate(1-)							
Thallium	2.87E-04	3.40E-05	2.22E-05				
Tin	3.63E-05	5.91E-07	7.71E-07				
Uranium	1.05E-05	9.36E-09	1.63E-07	6.48E-08	1.47E-07	5.88E-07	1.41E-07
Vanadium	4.17E-04	3.09E-06	3.23E-07				
Zinc	3.01E-04	5.18E-05	6.76E-05	3.23E-06	5.92E-06	6.84E-05	1.64E-05
1,1-Dichloroethane	1.83E-04	2.94E-10	1.21E-09				
1,1-Dichloroethene	2.90E-04	4.66E-10	1.92E-09				
1,2-Dichloroethene	3.76E-03	6.91E-11	2.85E-10				
Acetone	5.78E-03	8.15E-12	3.36E-11				
Di-n-butyl phthalate	2.19E-05	1.25E-07	5.17E-07				
Methylene chloride	7.69E-05	2.40E-11	9.90E-11				
Naphthalene	6.48E-05	7.63E-09	3.15E-08				
Phenanthrene	7.97E-06	2.26E-08	9.31E-08				
Trichloroethene	1.71E-04	1.71E-09	7.07E-09				
Vinyl chloride	2.45E-04	1.07E-10	4.40E-10				
cis-1,2-Dichloroethene	9.22E-04	2.03E-09	8.37E-09				
Neptunium-237	1.57E+02	4.66E-01	6.02E-02				
Radium-226	5.41E+02	1.80E+01	5.57E+01				
Radon-222	7.94E+04	3.98E+04	7.12E+04				
Technetium-99	7.75E+06	4.00E+00	7.31E+01	2.49E+02	4.57E-01	2.26E+01	5.43E+00
Thorium-228	3.93E+02	1.70E+02	2.05E+02				
Thorium-230	7.66E+02	2.28E-01	1.49E-01				
Uranium-234	2.94E+03	2.62E+00	4.56E+01	1.81E+01	4.12E+01	1.65E+02	3.95E+01
Uranium-235	3.69E+02	4.38E-01	5.79E+00	2.28E+00	5.17E+00	2.07E+01	4.96E+00
Uranium-238	3.16E+03	3.93E+00	5.06E+01	1.94E+01	4.41E+01	1.76E+02	4.23E+01

Table 3.46a Chronic daily intakes for excess lifetime cancer risk for biota consumption by a child resident
(continued)

----- AREA_CODE=n MEDIA=RGa Groundwater -----							
Analyte	Ingestion of vegetables	Ingestion of beef	Ingestion of milk	Ingestion of eggs	Ingestion of pork	Ingestion of turkey	Ingestion of chicken
Aluminum	3.99E-03	1.78E-05	3.09E-05				
Antimony	3.01E-04	3.48E-08	2.84E-07				
Arsenic	1.12E-05	6.51E-08	2.55E-08				
Barium	3.79E-04	2.23E-07	7.00E-06	2.09E-06		1.90E-07	4.55E-08
Beryllium	2.59E-05	7.65E-08	8.99E-10				
Bicarbonate							
Boron	3.79E-03	2.40E-06	5.87E-05				
Cadmium	5.00E-05	4.31E-08	1.41E-06	2.24E-08	1.23E-07	1.62E-06	3.90E-07
Cerium							
Chromium	4.68E-04	1.25E-05	1.82E-07				
Cobalt	1.11E-04	3.11E-08	2.84E-07	6.46E-08	4.74E-08	1.17E-05	2.82E-06
Copper	1.19E-04	2.62E-06	5.69E-06	3.02E-07	4.87E-07	2.74E-06	6.58E-07
Fluoride							
Gallium							
Iron	1.21E-02	7.20E-04	1.41E-05	7.48E-05	7.13E-05	6.79E-04	1.63E-04
Lead	1.89E-04	2.24E-07	2.19E-06				
Lithium	1.55E-04	4.53E-06	1.18E-04				
Manganese	9.84E-04	1.23E-06	9.63E-07	3.06E-07	6.74E-07	2.32E-06	5.56E-07
Mercury	1.96E-06	3.18E-08	1.95E-08			1.80E-09	4.31E-10
Molybdenum	1.33E-04	3.23E-07	7.16E-06	6.03E-07		6.08E-06	1.46E-06
Nickel	2.75E-04	3.60E-06	1.50E-04				
Nitrate as Nitrogen							
Selenium	1.50E-05	3.49E-06	4.56E-06	6.53E-07	8.51E-07	5.93E-06	1.42E-06
Silica							
Silver	8.86E-05	7.90E-07	1.72E-07		4.01E-07	9.93E-06	2.38E-06
Sulfate							
Tetraoxo-sulfate(1-)							
Thallium	3.81E-04	4.52E-05	2.95E-05				
Thorium							
Tin	2.79E-04	4.53E-06	5.91E-06				
Titanium	1.39E-04	1.24E-05	5.38E-05				
Uranium	1.01E-05	8.99E-09	1.56E-07	6.22E-08	1.41E-07	5.65E-07	1.36E-07
Vanadium	2.23E-04	1.65E-06	1.73E-07				
Zinc	3.18E-04	5.47E-05	7.14E-05	3.41E-06	6.25E-06	7.22E-05	1.73E-05
Zirconium	3.81E-05	1.13E-10	8.14E-10	4.71E-11		1.28E-10	3.08E-11
1,1,2-Trichloroethane	1.89E-05	5.67E-11	2.34E-10				
1,1-Dichloroethene	7.24E-04	1.16E-09	4.79E-09				
1,2-Dichlorobenzene	2.67E-07	4.06E-11	1.67E-10				
1,2-Dichloroethane	1.62E-05	9.86E-12	4.07E-11				
1,2-Dichloroethene	8.37E-05	1.54E-12	6.35E-12				
1,3,5-Trimethylbenzene	8.40E-07	5.66E-10	2.34E-09				
1,4-Dichlorobenzene	2.90E-07	4.41E-11	1.82E-10				
2-Butanone	5.69E-03	4.97E-11	2.05E-10				
4-Bromofluorobenzene							
4-Methyl-2-pentanone	3.43E-04	7.64E-11	3.15E-10				
Acetone	1.08E-02	1.53E-11	6.30E-11				
Acrylonitrile	6.19E-04	5.04E-12	2.08E-11				
Benzene	8.72E-06	3.57E-11	1.47E-10				
Bis(2-ethylhexyl)phthalate	2.13E-05	1.22E-07	5.03E-07				
Bromomethane	2.02E-05	4.49E-12	1.85E-11				
Butyl benzyl phthalate	3.93E-06	2.25E-08	9.28E-08				
Carbazole	2.49E-05	1.03E-08	4.26E-08				
Carbon tetrachloride	9.19E-04	2.86E-08	1.18E-07				
Chlorobenzene	1.15E-05	3.58E-10	1.47E-09				
Chloroform	1.32E-04	3.97E-10	1.64E-09				
Chloromethane	5.58E-05	4.61E-12	1.90E-11				
Chrysene	2.31E-06	8.52E-08	3.51E-07				
Di-n-butyl phthalate	3.86E-05	2.21E-07	9.12E-07				
Dimethylbenzene	1.56E-03	1.84E-07	7.58E-07				
Ethane							
Ethanol							

Table 3.46a Chronic daily intakes for excess lifetime cancer risk for biota consumption by a child resident
(continued)

----- AREA_CODE=n MEDIA=RGA Groundwater -----
(continued)

Analyte	Ingestion of vegetables	Ingestion of beef	Ingestion of milk	Ingestion of eggs	Ingestion of pork	Ingestion of turkey	Ingestion of chicken
Ethylbenzene	9.46E-04	6.61E-08	2.73E-07				
Ethylene							
Methylene chloride	7.95E-04	2.48E-10	1.02E-09				
PCB-1254	1.72E-06	1.27E-07	5.22E-07				
Polychlorinated biphenyl	3.84E-07	2.83E-08	1.17E-07				
Tetrachloroethene	2.03E-03	3.61E-08	1.49E-07				
Trichloroethene	4.77E-02	4.78E-07	1.97E-06				
Vinyl chloride	2.86E-02	1.25E-08	5.14E-08				
cis-1,2-Dichloroethene	9.49E-03	2.09E-08	8.61E-08				
m,p-Xylene	4.66E-07	5.49E-11	2.26E-10				
trans-1,2-Dichloroethene	4.14E-02	7.61E-10	3.14E-09				
trans-1,3-Dichloropropene							
Americium-241	3.84E+02	4.64E-02	2.27E-02	9.63E-03	1.50E-02	1.31E-01	3.15E-02
Cesium-137	2.46E+04	4.36E+03	9.50E+03	7.21E+01	1.59E+03	1.64E+04	3.93E+03
Cobalt-60	5.06E+02	3.07E-01	2.80E+00	6.37E-01	4.67E-01	1.16E+02	2.78E+01
Neptunium-237	7.13E+02	2.12E+00	2.74E-01				
Plutonium-239	3.84E+01	1.14E-03	1.64E-03	1.19E-04	6.96E-04	6.46E-03	1.55E-03
Radium-226	4.23E+04	1.41E+03	4.36E+03				
Radon-222	3.90E+04	1.95E+04	3.49E+04				
Technetium-99	1.68E+08	8.67E+01	1.58E+03	5.40E+03	9.91E+00	4.91E+02	1.18E+02
Thorium-230	6.66E+02	1.98E-01	1.29E-01				
Uranium-234	2.30E+03	2.05E+00	3.56E+01	1.42E+01	3.22E+01	1.29E+02	3.08E+01
Uranium-235	1.85E+03	2.20E+00	2.91E+01	1.14E+01	2.60E+01	1.04E+02	2.49E+01
Uranium-235/236	1.84E+02	2.19E-01	2.89E+00	1.14E+00	2.58E+00	1.03E+01	2.48E+00
Uranium-238	3.06E+04	3.80E+01	4.90E+02	1.88E+02	4.27E+02	1.71E+03	4.09E+02

----- AREA_CODE=n MEDIA=UCRS Groundwater -----

Analyte	Ingestion of vegetables	Ingestion of beef	Ingestion of milk	Ingestion of eggs	Ingestion of pork	Ingestion of turkey	Ingestion of chicken
Aluminum	9.96E-03	4.43E-05	7.70E-05				
Ammonia as Nitrogen	6.05E-03	2.02E-11	8.33E-11				
Antimony	1.95E-04	2.25E-08	1.84E-07				
Arsenic	4.75E-05	2.75E-07	1.08E-07				
Barium	1.07E-03	6.30E-07	1.97E-05	5.89E-06		5.35E-07	1.28E-07
Beryllium	6.53E-06	1.93E-08	2.26E-10				
Cadmium	4.22E-05	3.64E-08	1.19E-06	1.89E-08	1.04E-07	1.37E-06	3.29E-07
Chromium	1.26E-04	3.37E-06	4.89E-08				
Cobalt	9.96E-05	2.78E-08	2.54E-07	5.78E-08	4.24E-08	1.05E-05	2.52E-06
Copper	2.26E-04	4.95E-06	1.08E-05	5.71E-07	9.21E-07	5.18E-06	1.24E-06
Fluoride							
Iron	1.60E-02	9.48E-04	1.86E-05	9.84E-05	9.38E-05	8.94E-04	2.14E-04
Kjeldahl Nitrogen							
Lead	1.84E-04	2.19E-07	2.14E-06				
Manganese	3.59E-03	4.49E-06	3.51E-06	1.12E-06	2.46E-06	8.46E-06	2.03E-06
Mercury	3.49E-06	5.67E-08	3.48E-08			3.21E-09	7.69E-10
Molybdenum	4.66E-05	1.13E-07	2.52E-06	2.12E-07		2.14E-06	5.13E-07
Nickel	4.67E-04	6.10E-06	2.55E-04				
Nitrate as Nitrogen							
Nitrate/Nitrite							
Orthophosphate							
Selenium	1.26E-05	2.93E-06	3.82E-06	5.47E-07	7.13E-07	4.96E-06	1.19E-06
Silica							
Silver	8.03E-05	7.17E-07	1.56E-07		3.64E-07	9.00E-06	2.16E-06
Strontium	7.69E-03	1.17E-04	5.33E-04	6.06E-06	4.45E-05	2.20E-05	5.28E-06
Sulfate							
Sulfide							

Table 3.46a Chronic daily intakes for excess lifetime cancer risk for biota consumption by a child resident
(continued)

----- AREA_CODE=n MEDIA=UCRS Groundwater -----
(continued)

Analyte	Ingestion of vegetables	Ingestion of beef	Ingestion of milk	Ingestion of eggs	Ingestion of pork	Ingestion of turkey	Ingestion of chicken
Tetraoxo-sulfate(1-)							
Thallium	1.99E-04	2.36E-05	1.54E-05				
Tin	1.81E-04	2.95E-06	3.85E-06				
Uranium	9.17E-05	8.17E-08	1.42E-06	5.65E-07	1.28E-06	5.13E-06	1.23E-06
Vanadium	3.08E-04	2.28E-06	2.38E-07				
Zinc	3.46E-04	5.95E-05	7.77E-05	3.71E-06	6.80E-06	7.86E-05	1.89E-05
1,1-Dichloroethene	2.23E-03	3.58E-09	1.47E-08				
1,2-Dichloroethane	2.95E-05	1.79E-11	7.39E-11				
1,2-Dichloroethene	2.84E-04	5.23E-12	2.16E-11				
2,4-Dimethylphenol	3.33E-05	2.49E-10	1.03E-09				
Benzene	6.80E-05	2.78E-10	1.15E-09				
Bis(2-ethylhexyl)phthalate	3.93E-06	2.25E-08	9.28E-08				
Bromodichloromethane	7.85E-05	3.21E-10	1.32E-09				
Chloroethane	1.13E-03	4.92E-10	2.03E-09				
Chloroform	2.26E-04	6.80E-10	2.81E-09				
Di-n-butyl phthalate	3.85E-06	2.21E-08	9.10E-08				
Dibromochloromethane	1.62E-05	8.98E-11	3.70E-10				
Dimethylbenzene	2.88E-03	3.39E-07	1.40E-06				
Ethane							
Ethanol							
Ethylbenzene	1.73E-03	1.21E-07	4.99E-07				
Ethylene							
Fluorene	1.59E-05	2.81E-08	1.16E-07				
Isophorone	6.14E-05	7.15E-11	2.95E-10				
Methylene chloride	8.15E-05	2.54E-11	1.05E-10				
Naphthalene	6.77E-05	7.98E-09	3.29E-08				
Phenanthrene	1.55E-05	4.39E-08	1.81E-07				
Trichloroethene	1.79E-01	1.79E-06	7.39E-06				
Vinyl chloride	8.16E-02	3.56E-08	1.47E-07				
cis-1,2-Dichloroethene	3.93E-02	8.65E-08	3.57E-07				
trans-1,2-Dichloroethene	2.33E-02	4.28E-10	1.76E-09				
Americium-241	-2.53E+02	-3.06E-02	-1.50E-02	-6.35E-03	-9.89E-03	-8.64E-02	-2.07E-02
Cesium-137	1.07E+03	1.90E+02	4.13E+02	3.14E+00	6.91E+01	7.13E+02	1.71E+02
Cobalt-60	8.22E+02	4.99E-01	4.56E+00	1.04E+00	7.59E-01	1.88E+02	4.51E+01
Neptunium-237	4.64E+02	1.38E+00	1.78E-01				
Plutonium-239	1.96E+02	5.84E-03	8.39E-03	6.06E-04	3.56E-03	3.30E-02	7.93E-03
Radium-226	7.66E+02	2.54E+01	7.89E+01				
Radon-222	7.29E+04	3.65E+04	6.53E+04				
Technetium-99	1.17E+08	6.06E+01	1.11E+03	3.77E+03	6.92E+00	3.43E+02	8.22E+01
Thorium-228	3.23E+02	1.39E+02	1.68E+02				
Uranium-234	6.13E+03	5.46E+00	9.50E+01	3.78E+01	8.59E+01	3.43E+02	8.23E+01
Uranium-235	1.33E+03	1.58E+00	2.09E+01	8.20E+00	1.87E+01	7.45E+01	1.79E+01
Uranium-235/236	1.13E+02	1.34E-01	1.78E+00	6.98E-01	1.59E+00	6.33E+00	1.52E+00
Uranium-238	1.64E+04	2.03E+01	2.62E+02	1.00E+02	2.28E+02	9.12E+02	2.19E+02

Table 3.46b Chronic daily intakes for excess lifetime cancer risk for biota consumption by an adult resident

----- AREA_CODE=a MEDIA=RGa Groundwater -----

Analyte	Ingestion of vegetables	Ingestion of beef	Ingestion of milk	Ingestion of eggs	Ingestion of pork	Ingestion of turkey	Ingestion of chicken
Aluminum	6.92E-03	3.76E-05	2.13E-05				
Arsenic	2.51E-05	1.77E-07	2.27E-08				
Barium	9.48E-04	6.83E-07	6.98E-06	4.96E-06		5.04E-07	1.21E-07
Chromium	3.05E-04	9.98E-06	4.72E-08				
Fluoride							
Iron	1.50E-02	1.09E-03	6.97E-06	8.81E-05	1.02E-04	8.95E-04	2.15E-04
Manganese	1.29E-03	1.97E-06	5.03E-07	3.81E-07	1.01E-06	3.23E-06	7.75E-07
Tetraoxo-sulfate(1-)							
Thallium	1.64E-03	2.38E-04	5.05E-05				
Vanadium	1.02E-03	9.26E-06	3.15E-07				
Zinc	2.18E-04	4.58E-05	1.95E-05	2.22E-06	4.92E-06	5.26E-05	1.26E-05
1,1-Dichloroethene	4.82E-04	9.45E-10	1.27E-09				
Carbon tetrachloride	1.45E-03	5.52E-08	7.43E-08				
Chloroform	3.40E-05	1.25E-10	1.68E-10				
Tetrachloroethene	2.62E-03	5.71E-08	7.68E-08				
Trichloroethene	5.89E+00	7.21E-05	9.69E-05				
cis-1,2-Dichloroethene	1.88E-03	5.07E-09	6.82E-09				
trans-1,2-Dichloroethene	1.26E-02	2.83E-10	3.81E-10				
Cesium-137	1.34E+05	2.89E+04	2.05E+04	3.71E+02	9.89E+03	9.44E+04	2.27E+04
Neptunium-237	7.62E+04	2.77E+02	1.17E+01				
Technetium-99	5.60E+09	3.54E+03	2.11E+04	1.71E+05	3.79E+02	1.74E+04	4.17E+03
Thorium-230	1.07E+04	3.88E+00	8.25E-01				

----- AREA_CODE=a MEDIA=UCRS Groundwater -----

Analyte	Ingestion of vegetables	Ingestion of beef	Ingestion of milk	Ingestion of eggs	Ingestion of pork	Ingestion of turkey	Ingestion of chicken
Aluminum	1.57E-02	8.51E-05	4.83E-05				
Antimony	1.97E-04	2.78E-08	7.41E-08				
Arsenic	1.95E-05	1.38E-07	1.76E-08				
Barium	3.31E-04	2.38E-07	2.43E-06	1.73E-06		1.76E-07	4.22E-08
Beryllium	3.85E-06	1.39E-08	5.31E-11				
Chromium	9.76E-05	3.19E-06	1.51E-08				
Cobalt	1.46E-05	4.99E-09	1.49E-08	8.05E-09	7.14E-09	1.64E-06	3.93E-07
Iron	2.31E-02	1.68E-03	1.07E-05	1.35E-04	1.56E-04	1.38E-03	3.31E-04
Lead	4.75E-04	6.89E-07	2.20E-06				
Manganese	4.70E-04	7.17E-07	1.83E-07	1.39E-07	3.69E-07	1.18E-06	2.82E-07
Nickel	7.09E-04	1.13E-05	1.54E-04				
Silica							
Tetraoxo-sulfate(1-)							
Uranium	1.10E-04	1.20E-07	6.80E-07	6.44E-07	1.77E-06	6.55E-06	1.57E-06
Vanadium	6.57E-04	5.95E-06	2.02E-07				
Zinc	2.37E-04	4.97E-05	2.11E-05	2.40E-06	5.33E-06	5.70E-05	1.37E-05
1,1-Dichloroethene	3.21E-05	6.30E-11	8.47E-11				
Bis(2-ethylhexyl)phthalate	7.08E-06	4.95E-08	6.66E-08				
Chloroform	2.21E-04	8.11E-10	1.09E-09				
Trichloroethene	1.06E+00	1.30E-05	1.75E-05				
cis-1,2-Dichloroethene	2.40E-03	6.44E-09	8.66E-09				
trans-1,2-Dichloroethene	3.62E-03	8.13E-11	1.09E-10				
Neptunium-237	1.12E+04	4.06E+01	1.71E+00				
Radon-222	3.63E+05	2.22E+05	1.30E+05				
Technetium-99	5.09E+08	3.21E+02	1.91E+03	1.55E+04	3.45E+01	1.58E+03	3.79E+02

**Table 3.46b Chronic daily intakes for excess lifetime cancer risk for biota consumption by an adult resident
(continued)**

----- AREA_CODE=b MEDIA=McNairy Groundwater -----							
Analyte	Ingestion of vegetables	Ingestion of beef	Ingestion of milk	Ingestion of eggs	Ingestion of pork	Ingestion of turkey	Ingestion of chicken
Aluminum	5.80E-03	3.15E-05	1.79E-05				
Antimony	7.56E-04	1.07E-07	2.84E-07				
Nitrate as Nitrogen							
Silica							
Tetraoxo-sulfate(1-)							
Trichloroethene	7.67E-03	9.40E-08	1.26E-07				
Technetium-99	8.91E+08	5.62E+02	3.35E+03	2.72E+04	6.03E+01	2.76E+03	6.64E+02
----- AREA_CODE=b MEDIA=RGA Groundwater -----							
Analyte	Ingestion of vegetables	Ingestion of beef	Ingestion of milk	Ingestion of eggs	Ingestion of pork	Ingestion of turkey	Ingestion of chicken
Aluminum	1.05E-02	5.71E-05	3.24E-05				
Arsenic	2.36E-05	1.67E-07	2.13E-08				
Barium	1.51E-03	1.09E-06	1.11E-05	7.88E-06		8.01E-07	1.92E-07
Beryllium	4.45E-05	1.61E-07	6.15E-10				
Cadmium	8.21E-05	8.65E-08	9.20E-07	3.49E-08	2.32E-07	2.84E-06	6.81E-07
Chromium	2.35E-04	7.68E-06	3.63E-08				
Cobalt	1.94E-04	6.62E-08	1.97E-07	1.07E-07	9.47E-08	2.17E-05	5.21E-06
Fluoride							
Iron	3.50E-02	2.54E-03	1.62E-05	2.05E-04	2.36E-04	2.08E-03	5.00E-04
Lead	2.85E-04	4.13E-07	1.32E-06				
Manganese	3.26E-03	4.97E-06	1.27E-06	9.62E-07	2.56E-06	8.15E-06	1.96E-06
Mercury	3.77E-06	7.49E-08	1.50E-08			3.68E-09	8.84E-10
Nitrate as Nitrogen							
Selenium	3.69E-05	1.05E-05	4.47E-06	1.52E-06	2.40E-06	1.55E-05	3.72E-06
Silica							
Sulfate							
Tetraoxo-sulfate(1-)							
Tin	1.89E-03	3.75E-05	1.60E-05				
Uranium	4.31E-05	4.69E-08	2.66E-07	2.52E-07	6.94E-07	2.57E-06	6.16E-07
Vanadium	2.76E-04	2.50E-06	8.50E-08				
Zinc	3.26E-04	6.85E-05	2.92E-05	3.32E-06	7.36E-06	7.87E-05	1.89E-05
1,1,2-Trichloroethane	3.40E-05	1.25E-10	1.68E-10				
1,1-Dichloroethene	2.61E-05	5.12E-11	6.88E-11				
1,2-Dichloroethane	2.92E-05	2.17E-11	2.92E-11				
Acetone	3.93E-03	6.78E-12	9.11E-12				
Carbon tetrachloride	1.65E-04	6.30E-09	8.47E-09				
Chlorobenzene	2.07E-05	7.87E-10	1.06E-09				
Chloroform	2.38E-04	8.73E-10	1.17E-09				
Di-n-butyl phthalate	5.66E-05	3.96E-07	5.33E-07				
Ethane							
Ethylene							
Methylene chloride	7.26E-05	2.77E-11	3.73E-11				
Tetrachloroethene	3.65E-03	7.95E-08	1.07E-07				
Trichloroethene	3.12E-02	3.82E-07	5.14E-07				
Vinyl chloride	3.33E-02	1.77E-08	2.39E-08				
cis-1,2-Dichloroethene	1.20E-02	3.23E-08	4.35E-08				
Americium-241	8.22E+03	1.21E+00	1.94E-01	1.96E-01	3.69E-01	2.99E+00	7.17E-01
Cesium-137	8.29E+03	1.79E+03	1.27E+03	2.30E+01	6.13E+02	5.85E+03	1.41E+03
Cobalt-60	6.90E+03	5.12E+00	1.52E+01	8.25E+00	7.32E+00	1.68E+03	4.03E+02
Plutonium-239	7.07E+02	2.57E-02	1.20E-02	2.07E-03	1.47E-02	1.26E-01	3.03E-02
Radium-226	8.58E+05	3.48E+04	3.52E+04				
Radon-222	1.90E+05	1.16E+05	6.79E+04				
Technetium-99	2.93E+09	1.85E+03	1.10E+04	8.94E+04	1.98E+02	9.09E+03	2.18E+03
Thorium-230	8.40E+03	3.05E+00	6.49E-01				
Uranium-234	4.09E+04	4.45E+01	2.53E+02	2.39E+02	6.58E+02	2.43E+03	5.84E+02
Uranium-235	5.37E+03	7.78E+00	3.35E+01	3.14E+01	8.63E+01	3.19E+02	7.66E+01

Table 3.46b Chronic daily intakes for excess lifetime cancer risk for biota consumption by an adult resident
(continued)

----- AREA_CODE=b MEDIA=RGa Groundwater -----
(continued)

Analyte	Ingestion of vegetables	Ingestion of beef	Ingestion of milk	Ingestion of eggs	Ingestion of pork	Ingestion of turkey	Ingestion of chicken
Uranium-235/236	1.60E+03	2.33E+00	1.00E+01	9.38E+00	2.58E+01	9.54E+01	2.29E+01
Uranium-238	4.28E+05	6.49E+02	2.73E+03	2.49E+03	6.86E+03	2.53E+04	6.08E+03

----- AREA_CODE=b MEDIA=UCRS Groundwater -----

Analyte	Ingestion of vegetables	Ingestion of beef	Ingestion of milk	Ingestion of eggs	Ingestion of pork	Ingestion of turkey	Ingestion of chicken
Aluminum	1.73E-02	9.38E-05	5.33E-05				
Arsenic	1.28E-04	9.05E-07	1.16E-07				
Barium	1.21E-03	8.72E-07	8.90E-06	6.33E-06		6.43E-07	1.54E-07
Beryllium	2.77E-06	9.98E-09	3.82E-11				
Cadmium	6.07E-05	6.39E-08	6.80E-07	2.58E-08	1.71E-07	2.10E-06	5.03E-07
Chromium	2.56E-04	8.37E-06	3.96E-08				
Cobalt	5.48E-05	1.87E-08	5.58E-08	3.02E-08	2.68E-08	6.14E-06	1.47E-06
Fluoride							
Iron	2.26E-02	1.64E-03	1.05E-05	1.32E-04	1.52E-04	1.34E-03	3.23E-04
Lead	1.24E-05	1.80E-08	5.73E-08				
Manganese	2.07E-03	3.17E-06	8.08E-07	6.13E-07	1.63E-06	5.19E-06	1.25E-06
Mercury	3.77E-06	7.49E-08	1.50E-08			3.68E-09	8.84E-10
Molybdenum	8.39E-05	2.50E-07	1.81E-06	3.62E-07		4.09E-06	9.82E-07
Nickel	2.44E-03	3.90E-05	5.31E-04				
Nitrate as Nitrogen							
Selenium	2.29E-05	6.53E-06	2.78E-06	9.48E-07	1.49E-06	9.64E-06	2.31E-06
Silica							
Sulfate							
Tetraoxo-sulfate(1-)							
Thallium	1.58E-04	2.29E-05	4.87E-06				
Tin	3.27E-04	6.49E-06	2.76E-06				
Uranium	5.20E-05	5.66E-08	3.21E-07	3.04E-07	8.37E-07	3.09E-06	7.42E-07
Vanadium	6.74E-04	6.10E-06	2.08E-07				
Zinc	2.30E-04	4.83E-05	2.05E-05	2.33E-06	5.18E-06	5.54E-05	1.33E-05
1,1-Dichloroethene	5.22E-05	1.02E-10	1.38E-10				
1,2-Dichloroethene	7.03E-04	1.58E-11	2.12E-11				
2,4-Dimethylphenol	3.90E-05	3.56E-10	4.78E-10				
Benzene	1.23E-04	6.13E-10	8.24E-10				
Chloroethane	6.26E-03	3.34E-09	4.49E-09				
Di-n-butyl phthalate	4.04E-06	2.83E-08	3.80E-08				
Dimethylbenzene	6.23E-05	8.96E-09	1.21E-08				
Ethane							
Ethylbenzene	8.00E-06	6.83E-10	9.19E-10				
Ethylene							
Isophorone	9.40E-05	1.34E-10	1.80E-10				
Trichloroethene	3.64E-01	4.46E-06	6.00E-06				
Vinyl chloride	2.64E-03	1.41E-09	1.89E-09				
cis-1,2-Dichloroethene	2.06E-02	5.54E-08	7.45E-08				
trans-1,2-Dichloroethene	4.28E-04	9.61E-12	1.29E-11				
Americium-241	4.11E+03	6.07E-01	9.69E-02	9.79E-02	1.85E-01	1.49E+00	3.58E-01
Cobalt-60	7.22E+03	5.36E+00	1.60E+01	8.64E+00	7.66E+00	1.76E+03	4.22E+02
Neptunium-237	1.45E+03	5.28E+00	2.23E-01				
Plutonium-239	3.34E+03	1.21E-01	5.68E-02	9.78E-03	6.95E-02	5.97E-01	1.43E-01
Radium-226	5.91E+03	2.40E+02	2.42E+02				
Radon-222	8.19E+05	5.02E+05	2.92E+05				
Technetium-99	1.63E+09	1.03E+03	6.13E+03	4.98E+04	1.10E+02	5.06E+03	1.22E+03
Uranium-234	5.05E+04	5.49E+01	3.12E+02	2.95E+02	8.12E+02	3.00E+03	7.21E+02
Uranium-235	8.12E+03	1.18E+01	5.08E+01	4.75E+01	1.31E+02	4.83E+02	1.16E+02
Uranium-235/236	9.85E+02	1.43E+00	6.15E+00	5.76E+00	1.58E+01	5.85E+01	1.41E+01
Uranium-238	4.30E+05	6.52E+02	2.74E+03	2.51E+03	6.89E+03	2.55E+04	6.11E+03

**Table 3.46b Chronic daily intakes for excess lifetime cancer risk for biota consumption by an adult resident
(continued)**

----- AREA_CODE=c MEDIA=RGa Groundwater -----							
Analyte	Ingestion of vegetables	Ingestion of beef	Ingestion of milk	Ingestion of eggs	Ingestion of pork	Ingestion of turkey	Ingestion of chicken
Aluminum	2.58E-02	1.40E-04	7.96E-05				
Barium	7.99E-04	5.76E-07	5.88E-06	4.18E-06		4.25E-07	1.02E-07
Chromium	1.44E-03	4.69E-05	2.22E-07				
Iron	4.64E-02	3.37E-03	2.15E-05	2.72E-04	3.13E-04	2.76E-03	6.63E-04
Manganese	2.46E-03	3.75E-06	9.57E-07	7.25E-07	1.93E-06	6.15E-06	1.48E-06
Molybdenum	3.11E-04	9.26E-07	6.70E-06	1.34E-06		1.52E-05	3.65E-06
Silica							
Sulfate							
Tetraoxo-sulfate(1-)							
Zinc	3.97E-04	8.33E-05	3.55E-05	4.03E-06	8.94E-06	9.57E-05	2.30E-05
1,1-Dichloroethene	1.84E-04	3.62E-10	4.86E-10				
Chloroform	8.49E-05	3.12E-10	4.19E-10				
Trichloroethene	5.34E-03	6.54E-08	8.80E-08				
cis-1,2-Dichloroethene	1.14E-04	3.07E-10	4.12E-10				
Radon-222	1.14E+06	6.99E+05	4.08E+05				
Technetium-99	1.60E+09	1.01E+03	6.03E+03	4.90E+04	1.09E+02	4.98E+03	1.20E+03
----- AREA_CODE=c MEDIA=UCRS Groundwater -----							
Analyte	Ingestion of vegetables	Ingestion of beef	Ingestion of milk	Ingestion of eggs	Ingestion of pork	Ingestion of turkey	Ingestion of chicken
Aluminum	1.26E-02	6.85E-05	3.88E-05				
Barium	4.58E-04	3.30E-07	3.37E-06	2.40E-06		2.44E-07	5.85E-08
Iron	1.31E-02	9.48E-04	6.05E-06	7.65E-05	8.82E-05	7.77E-04	1.87E-04
Manganese	1.07E-03	1.64E-06	4.18E-07	3.17E-07	8.44E-07	2.69E-06	6.45E-07
Silica							
Tetraoxo-sulfate(1-)							
Vanadium	2.29E-04	2.07E-06	7.06E-08				
Zinc	2.69E-04	5.65E-05	2.41E-05	2.73E-06	6.07E-06	6.49E-05	1.56E-05
Benzene	1.57E-05	7.85E-11	1.06E-10				
Chloroform	2.04E-04	7.48E-10	1.01E-09				
Trichloroethene	3.54E-05	4.34E-10	5.84E-10				
Technetium-99	4.17E+08	2.63E+02	1.57E+03	1.27E+04	2.83E+01	1.30E+03	3.11E+02
----- AREA_CODE=d MEDIA=McNairy Groundwater -----							
Analyte	Ingestion of vegetables	Ingestion of beef	Ingestion of milk	Ingestion of eggs	Ingestion of pork	Ingestion of turkey	Ingestion of chicken
Silica							
Tetraoxo-sulfate(1-)							
Thallium	2.30E-03	3.33E-04	7.10E-05				
Zinc	1.65E-03	3.47E-04	1.48E-04	1.68E-05	3.72E-05	3.98E-04	9.55E-05
Trichloroethene	2.14E-05	2.63E-10	3.53E-10				
----- AREA_CODE=d MEDIA=Other Groundwater -----							
Analyte	Ingestion of vegetables	Ingestion of beef	Ingestion of milk	Ingestion of eggs	Ingestion of pork	Ingestion of turkey	Ingestion of chicken
Methylene chloride	1.63E-04	6.22E-11	8.37E-11				

**Table 3.46b Chronic daily intakes for excess lifetime cancer risk for biota consumption by an adult resident
(continued)**

----- AREA_CODE=d MEDIA=RGA Groundwater -----

Analyte	Ingestion of vegetables	Ingestion of beef	Ingestion of milk	Ingestion of eggs	Ingestion of pork	Ingestion of turkey	Ingestion of chicken
Aluminum	8.58E-03	4.66E-05	2.65E-05				
Arsenic	2.81E-05	1.99E-07	2.54E-08				
Barium	1.72E-03	1.24E-06	1.27E-05	9.01E-06		9.16E-07	2.20E-07
Chromium	2.41E-04	7.87E-06	3.72E-08				
Cobalt	1.73E-04	5.91E-08	1.76E-07	9.53E-08	8.45E-08	1.94E-05	4.65E-06
Fluoride							
Iron	1.40E-02	1.01E-03	6.48E-06	8.18E-05	9.44E-05	8.32E-04	2.00E-04
Lead	4.63E-04	6.72E-07	2.14E-06				
Manganese	9.50E-03	1.45E-05	3.70E-06	2.81E-06	7.47E-06	2.38E-05	5.71E-06
Silica							
Tetraoxo-sulfate(1-)							
Tin	1.01E-02	2.00E-04	8.50E-05				
Uranium	1.55E-05	1.69E-08	9.60E-08	9.09E-08	2.50E-07	9.25E-07	2.22E-07
Vanadium	4.34E-04	3.93E-06	1.34E-07				
Zinc	2.47E-04	5.20E-05	2.21E-05	2.51E-06	5.58E-06	5.96E-05	1.43E-05
Bis(2-ethylhexyl)phthalate	1.42E-05	9.91E-08	1.33E-07				
Butyl benzyl phthalate	7.08E-06	4.95E-08	6.66E-08				
Di-n-butyl phthalate	5.18E-05	3.62E-07	4.87E-07				
Dimethylbenzene	6.96E-04	1.00E-07	1.35E-07				
Ethylbenzene	3.64E-04	3.11E-08	4.18E-08				
Methylene chloride	1.35E-03	5.14E-10	6.92E-10				
Tetrachloroethene	5.70E-05	1.24E-09	1.67E-09				
Trichloroethene	1.09E-02	1.34E-07	1.80E-07				
cis-1,2-Dichloroethene	5.34E-04	1.44E-09	1.93E-09				
Americium-241	6.04E+03	8.93E-01	1.42E-01	1.44E-01	2.71E-01	2.20E+00	5.27E-01
Cesium-137	2.14E+05	4.63E+04	3.29E+04	5.95E+02	1.58E+04	1.51E+05	3.63E+04
Cobalt-60	1.20E+03	8.93E-01	2.66E+00	1.44E+00	1.28E+00	2.93E+02	7.03E+01
Plutonium-239	4.52E+02	1.64E-02	7.69E-03	1.32E-03	9.40E-03	8.08E-02	1.94E-02
Radium-226	1.03E+04	4.18E+02	4.23E+02				
Radon-222	5.92E+05	3.63E+05	2.12E+05				
Technetium-99	1.48E+08	9.33E+01	5.56E+02	4.51E+03	1.00E+01	4.59E+02	1.10E+02
Uranium-234	1.40E+04	1.52E+01	8.65E+01	8.19E+01	2.25E+02	8.33E+02	2.00E+02
Uranium-238	1.95E+04	2.96E+01	1.25E+02	1.14E+02	3.13E+02	1.16E+03	2.78E+02

----- AREA_CODE=d MEDIA=UCRS Groundwater -----

Analyte	Ingestion of vegetables	Ingestion of beef	Ingestion of milk	Ingestion of eggs	Ingestion of pork	Ingestion of turkey	Ingestion of chicken
Aluminum	3.23E-02	1.75E-04	9.95E-05				
Ammonia as Nitrogen	1.09E-02	4.45E-11	5.98E-11				
Antimony	1.81E-04	2.56E-08	6.82E-08				
Arsenic	2.60E-05	1.84E-07	2.35E-08				
Barium	1.76E-03	1.27E-06	1.30E-05	9.23E-06		9.38E-07	2.25E-07
Beryllium	1.18E-05	4.24E-08	1.62E-10				
Cadmium	1.14E-04	1.20E-07	1.27E-06	4.83E-08	3.21E-07	3.93E-06	9.43E-07
Chromium	1.94E-04	6.33E-06	2.99E-08				
Cobalt	1.77E-04	6.06E-08	1.80E-07	9.77E-08	8.67E-08	1.99E-05	4.77E-06
Fluoride							
Iron	5.18E-01	3.76E-02	2.40E-04	3.03E-03	3.50E-03	3.09E-02	7.40E-03
Kjeldahl Nitrogen							
Lead	2.38E-04	3.45E-07	1.10E-06				
Manganese	2.21E-01	3.37E-04	8.60E-05	6.52E-05	1.74E-04	5.52E-04	1.33E-04
Mercury	1.32E-06	2.62E-08	5.23E-09			1.29E-09	3.09E-10
Nickel	2.68E-04	4.28E-06	5.83E-05				
Nitrate as Nitrogen							
Nitrate/Nitrite							
Orthophosphate							
Selenium	2.91E-05	8.28E-06	3.53E-06	1.20E-06	1.90E-06	1.22E-05	2.93E-06

Table 3.46b Chronic daily intakes for excess lifetime cancer risk for biota consumption by an adult resident
(continued)

----- AREA_CODE=d MEDIA=UCRS Groundwater -----
(continued)

Analyte	Ingestion of vegetables	Ingestion of beef	Ingestion of milk	Ingestion of eggs	Ingestion of pork	Ingestion of turkey	Ingestion of chicken
Silica							
Strontium	1.39E-02	2.57E-04	3.83E-04	1.04E-05	9.19E-05	4.21E-05	1.01E-05
Sulfate							
Sulfide							
Tetraoxo-sulfate(1-)							
Uranium	2.34E-04	2.55E-07	1.45E-06	1.37E-06	3.77E-06	1.39E-05	3.35E-06
Vanadium	1.32E-03	1.20E-05	4.08E-07				
Zinc	2.61E-04	5.49E-05	2.34E-05	2.66E-06	5.89E-06	6.30E-05	1.51E-05
1,1-Dichloroethene	3.02E-04	5.92E-10	7.96E-10				
1,2-Dichloroethane	5.32E-05	3.95E-11	5.31E-11				
1,2-Dichloroethene	2.10E-04	4.71E-12	6.33E-12				
Benzene	7.86E-05	3.93E-10	5.28E-10				
Dimethylbenzene	1.20E-03	1.73E-07	2.32E-07				
Ethylbenzene	9.09E-04	7.76E-08	1.04E-07				
Fluorene	3.32E-05	7.16E-08	9.63E-08				
Methylene chloride	1.98E-04	7.55E-11	1.02E-10				
Naphthalene	6.29E-05	9.05E-09	1.22E-08				
Phenanthrene	3.18E-05	1.10E-07	1.48E-07				
Trichloroethene	6.38E-02	7.82E-07	1.05E-06				
cis-1,2-Dichloroethene	1.36E-04	3.65E-10	4.91E-10				
Neptunium-237	2.94E+04	1.07E+02	4.50E+00				
Radon-222	3.56E+05	2.18E+05	1.27E+05				
Technetium-99	8.43E+08	5.32E+02	3.17E+03	2.57E+04	5.71E+01	2.62E+03	6.28E+02
Thorium-228	2.81E+03	1.48E+03	5.82E+02				
Uranium-234	1.48E+05	1.61E+02	9.12E+02	8.64E+02	2.38E+03	8.79E+03	2.11E+03
Uranium-235	1.50E+04	2.18E+01	9.38E+01	8.78E+01	2.42E+02	8.93E+02	2.14E+02
Uranium-238	3.30E+05	5.01E+02	2.11E+03	1.92E+03	5.29E+03	1.96E+04	4.69E+03

----- AREA_CODE=e MEDIA=McNairy Groundwater -----

Analyte	Ingestion of vegetables	Ingestion of beef	Ingestion of milk	Ingestion of eggs	Ingestion of pork	Ingestion of turkey	Ingestion of chicken
Aluminum	6.12E-03	3.32E-05	1.89E-05				
Arsenic	1.02E-04	7.23E-07	9.23E-08				
Barium	1.93E-03	1.39E-06	1.42E-05	1.01E-05		1.03E-06	2.46E-07
Beryllium	7.06E-05	2.55E-07	9.76E-10				
Cadmium	1.99E-04	2.10E-07	2.23E-06	8.45E-08	5.62E-07	6.87E-06	1.65E-06
Chromium	8.40E-04	2.75E-05	1.30E-07				
Cobalt	2.83E-04	9.67E-08	2.88E-07	1.56E-07	1.38E-07	3.17E-05	7.61E-06
Fluoride							
Iron	1.03E-01	7.46E-03	4.76E-05	6.02E-04	6.94E-04	6.12E-03	1.47E-03
Manganese	4.11E-03	6.28E-06	1.60E-06	1.21E-06	3.23E-06	1.03E-05	2.47E-06
Nickel	4.13E-04	6.59E-06	8.97E-05				
Silica							
Sulfate							
Tetraoxo-sulfate(1-)							
Uranium	3.42E-05	3.72E-08	2.11E-07	2.00E-07	5.50E-07	2.03E-06	4.88E-07
Vanadium	3.12E-03	2.82E-05	9.62E-07				
Zinc	1.92E-03	4.03E-04	1.72E-04	1.95E-05	4.33E-05	4.63E-04	1.11E-04
Trichloroethene	2.37E-05	2.90E-10	3.91E-10				
Radon-222	2.18E+05	1.34E+05	7.79E+04				
Technetium-99	5.73E+07	3.61E+01	2.15E+02	1.75E+03	3.88E+00	1.78E+02	4.27E+01

Table 3.46b Chronic daily intakes for excess lifetime cancer risk for biota consumption by an adult resident (continued)

----- AREA_CODE=e MEDIA=RGA Groundwater -----

Analyte	Ingestion of vegetables	Ingestion of beef	Ingestion of milk	Ingestion of eggs	Ingestion of pork	Ingestion of turkey	Ingestion of chicken
Aluminum	4.36E-03	2.37E-05	1.35E-05				
Arsenic	1.78E-05	1.26E-07	1.60E-08				
Barium	1.29E-03	9.27E-07	9.47E-06	6.73E-06		6.84E-07	1.64E-07
Beryllium	4.13E-05	1.49E-07	5.71E-10				
Cadmium	1.53E-04	1.61E-07	1.71E-06	6.49E-08	4.32E-07	5.28E-06	1.27E-06
Cobalt	1.94E-04	6.61E-08	1.97E-07	1.07E-07	9.47E-08	2.17E-05	5.21E-06
Copper	3.23E-04	8.65E-06	6.13E-06	7.75E-07	1.51E-06	7.88E-06	1.89E-06
Fluoride							
Iron	1.94E-02	1.40E-03	8.97E-06	1.13E-04	1.31E-04	1.15E-03	2.76E-04
Manganese	5.45E-04	8.32E-07	2.12E-07	1.61E-07	4.28E-07	1.36E-06	3.27E-07
Molybdenum	2.47E-04	7.34E-07	5.31E-06	1.07E-06		1.20E-05	2.89E-06
Silica							
Silver	2.48E-04	2.70E-06	1.92E-07		1.29E-06	2.95E-05	7.09E-06
Sulfate							
Tetraoxo-sulfate(1-)							
Thallium	5.89E-04	8.53E-05	1.81E-05				
Uranium	8.90E-06	9.68E-09	5.49E-08	5.20E-08	1.43E-07	5.29E-07	1.27E-07
Vanadium	5.62E-04	5.09E-06	1.73E-07				
Zinc	4.21E-04	8.85E-05	3.77E-05	4.28E-06	9.50E-06	1.02E-04	2.44E-05
2-Butanone	1.85E-02	1.97E-10	2.66E-10				
Dimethylbenzene	5.19E-05	7.47E-09	1.00E-08				
Trichloroethene	1.78E-02	2.18E-07	2.94E-07				
trans-1,2-Dichloroethene	4.19E-04	9.42E-12	1.27E-11				
Cobalt-60	4.82E+03	3.57E+00	1.06E+01	5.76E+00	5.11E+00	1.17E+03	2.81E+02
Radon-222	3.15E+05	1.93E+05	1.13E+05				
Technetium-99	3.26E+09	2.05E+03	1.22E+04	9.94E+04	2.20E+02	1.01E+04	2.43E+03
Thorium-230	8.41E+03	3.06E+00	6.50E-01				

----- AREA_CODE=e MEDIA=UCRS Groundwater -----

Analyte	Ingestion of vegetables	Ingestion of beef	Ingestion of milk	Ingestion of eggs	Ingestion of pork	Ingestion of turkey	Ingestion of chicken
Aluminum	2.92E-02	1.59E-04	9.02E-05				
Arsenic	2.30E-05	1.62E-07	2.07E-08				
Barium	3.07E-03	2.21E-06	2.26E-05	1.60E-05		1.63E-06	3.91E-07
Chromium	3.14E-04	1.03E-05	4.85E-08				
Fluoride							
Iron	3.10E-02	2.25E-03	1.44E-05	1.82E-04	2.10E-04	1.85E-03	4.43E-04
Manganese	5.06E-04	7.72E-07	1.97E-07	1.49E-07	3.98E-07	1.27E-06	3.04E-07
Nickel	1.27E-03	2.02E-05	2.75E-04				
Silica							
Sulfate							
Tetraoxo-sulfate(1-)							
Vanadium	3.19E-03	2.89E-05	9.83E-07				
Zinc	1.23E-03	2.59E-04	1.10E-04	1.25E-05	2.78E-05	2.98E-04	7.14E-05
Trichloroethene	1.68E-05	2.05E-10	2.76E-10				
Radon-222	1.30E+05	7.95E+04	4.63E+04				

----- AREA_CODE=f MEDIA=McNairy Groundwater -----

Analyte	Ingestion of vegetables	Ingestion of beef	Ingestion of milk	Ingestion of eggs	Ingestion of pork	Ingestion of turkey	Ingestion of chicken
Barium	1.20E-03	8.67E-07	8.86E-06	6.29E-06		6.40E-07	1.54E-07
Tetraoxo-sulfate(1-)							
Zinc	1.37E-03	2.88E-04	1.23E-04	1.40E-05	3.09E-05	3.31E-04	7.95E-05

Table 3.46b Chronic daily intakes for excess lifetime cancer risk for biota consumption by an adult resident
(continued)

----- AREA_CODE=f MEDIA=RGA Groundwater -----

Analyte	Ingestion of vegetables	Ingestion of beef	Ingestion of milk	Ingestion of eggs	Ingestion of pork	Ingestion of turkey	Ingestion of chicken
Aluminum	3.69E-03	2.01E-05	1.14E-05				
Arsenic	1.84E-05	1.30E-07	1.66E-08				
Barium	1.96E-03	1.41E-06	1.44E-05	1.03E-05		1.04E-06	2.50E-07
Cadmium	2.76E-04	2.91E-07	3.09E-06	1.17E-07	7.80E-07	9.54E-06	2.29E-06
Chromium	5.73E-04	1.87E-05	8.85E-08				
Copper	2.48E-04	6.65E-06	4.72E-06	5.96E-07	1.16E-06	6.06E-06	1.45E-06
Iron	8.92E-03	6.48E-04	4.13E-06	5.22E-05	6.02E-05	5.31E-04	1.27E-04
Manganese	5.85E-04	8.94E-07	2.28E-07	1.73E-07	4.60E-07	1.47E-06	3.52E-07
Silica							
Sulfate							
Tetraoxo-sulfate(1-)							
Vanadium	5.06E-04	4.58E-06	1.56E-07				
Zinc	2.14E-04	4.50E-05	1.91E-05	2.18E-06	4.83E-06	5.16E-05	1.24E-05
1,1-Dichloroethene	1.14E-04	2.23E-10	2.99E-10				
1,2-Dichloroethene	1.17E-03	2.64E-11	3.55E-11				
Bis(2-ethylhexyl)phthalate	1.98E-04	1.39E-06	1.87E-06				
Carbon tetrachloride	6.21E-06	2.36E-10	3.18E-10				
Trichloroethene	9.65E-03	1.18E-07	1.59E-07				
cis-1,2-Dichloroethene	1.38E-04	3.71E-10	4.99E-10				
Plutonium-239	1.46E+03	5.30E-02	2.48E-02	4.28E-03	3.04E-02	2.61E-01	6.26E-02
Radon-222	4.16E+05	2.55E+05	1.49E+05				
Technetium-99	8.37E+07	5.28E+01	3.15E+02	2.56E+03	5.67E+00	2.60E+02	6.24E+01

----- AREA_CODE=f MEDIA=UCRS Groundwater -----

Analyte	Ingestion of vegetables	Ingestion of beef	Ingestion of milk	Ingestion of eggs	Ingestion of pork	Ingestion of turkey	Ingestion of chicken
Aluminum	4.75E-02	2.58E-04	1.46E-04				
Barium	8.38E-04	6.04E-07	6.17E-06	4.38E-06		4.46E-07	1.07E-07
Iron	2.81E-02	2.04E-03	1.30E-05	1.64E-04	1.90E-04	1.67E-03	4.01E-04
Manganese	6.29E-04	9.61E-07	2.45E-07	1.86E-07	4.95E-07	1.58E-06	3.78E-07
Silica							
Tetraoxo-sulfate(1-)							
Vanadium	3.07E-04	2.77E-06	9.45E-08				
Zinc	7.41E-04	1.56E-04	6.63E-05	7.53E-06	1.67E-05	1.79E-04	4.29E-05
Trichloroethene	1.74E-05	2.13E-10	2.87E-10				
Radon-222	3.71E+05	2.27E+05	1.32E+05				
Technetium-99	2.56E+08	1.62E+02	9.64E+02	7.83E+03	1.74E+01	7.96E+02	1.91E+02

----- AREA_CODE=g MEDIA=McNairy Groundwater -----

Analyte	Ingestion of vegetables	Ingestion of beef	Ingestion of milk	Ingestion of eggs	Ingestion of pork	Ingestion of turkey	Ingestion of chicken
Arsenic	1.76E-05	1.25E-07	1.59E-08				
Mercury	1.26E-05	2.51E-07	5.01E-08			1.23E-08	2.96E-09
Silica							
Tetraoxo-sulfate(1-)							
Neptunium-237	3.94E+03	1.43E+01	6.04E-01				
Plutonium-239	1.24E+03	4.49E-02	2.10E-02	3.62E-03	2.57E-02	2.21E-01	5.30E-02
Radium-226	1.17E+04	4.75E+02	4.80E+02				

**Table 3.46b Chronic daily intakes for excess lifetime cancer risk for biota consumption by an adult resident
(continued)**

----- AREA_CODE=g MEDIA=RGa Groundwater -----

Analyte	Ingestion of vegetables	Ingestion of beef	Ingestion of milk	Ingestion of eggs	Ingestion of pork	Ingestion of turkey	Ingestion of chicken
Aluminum	1.04E-02	5.63E-05	3.19E-05				
Arsenic	1.77E-05	1.25E-07	1.60E-08				
Cadmium	1.14E-04	1.20E-07	1.27E-06	4.83E-08	3.21E-07	3.93E-06	9.43E-07
Chromium	5.53E-04	1.81E-05	8.54E-08				
Iron	2.05E-02	1.49E-03	9.52E-06	1.20E-04	1.39E-04	1.22E-03	2.93E-04
Lead	4.60E-04	6.67E-07	2.13E-06				
Manganese	4.77E-04	7.28E-07	1.86E-07	1.41E-07	3.75E-07	1.19E-06	2.87E-07
Nickel	1.02E-03	1.63E-05	2.23E-04				
Silica							
Tetraoxo-sulfate(1-)							
Zinc	6.44E-04	1.35E-04	5.76E-05	6.55E-06	1.45E-05	1.55E-04	3.73E-05
Trichloroethene	1.28E-05	1.57E-10	2.11E-10				
Neptunium-237	2.68E+03	9.72E+00	4.10E-01				
Radium-226	4.59E+03	1.86E+02	1.88E+02				
Radon-222	4.95E+05	3.03E+05	1.77E+05				
Technetium-99	1.62E+08	1.02E+02	6.09E+02	4.94E+03	1.10E+01	5.03E+02	1.21E+02
Thorium-230	6.97E+03	2.53E+00	5.39E-01				

----- AREA_CODE=g MEDIA=UCRS Groundwater -----

Analyte	Ingestion of vegetables	Ingestion of beef	Ingestion of milk	Ingestion of eggs	Ingestion of pork	Ingestion of turkey	Ingestion of chicken
Aluminum	6.42E-03	3.49E-05	1.98E-05				
Chromium	6.17E-04	2.02E-05	9.54E-08				
Manganese	4.81E-03	7.34E-06	1.87E-06	1.42E-06	3.78E-06	1.20E-05	2.89E-06
Nitrate as Nitrogen							
Silica							
Tetraoxo-sulfate(1-)							
Vanadium	7.01E-04	6.34E-06	2.16E-07				
Zinc	3.94E-04	8.27E-05	3.52E-05	4.00E-06	8.87E-06	9.49E-05	2.28E-05
Neptunium-237	1.18E+03	4.30E+00	1.81E-01				
Plutonium-239	1.03E+03	3.75E-02	1.76E-02	3.03E-03	2.15E-02	1.85E-01	4.43E-02
Radium-226	1.30E+04	5.27E+02	5.33E+02				
Radon-222	4.79E+05	2.94E+05	1.71E+05				
Technetium-99	1.76E+08	1.11E+02	6.62E+02	5.38E+03	1.19E+01	5.47E+02	1.31E+02

----- AREA_CODE=h MEDIA=McNairy Groundwater -----

Analyte	Ingestion of vegetables	Ingestion of beef	Ingestion of milk	Ingestion of eggs	Ingestion of pork	Ingestion of turkey	Ingestion of chicken
Fluoride							
Silica							
Tetraoxo-sulfate(1-)							
Radium-226	1.12E+04	4.54E+02	4.59E+02				
Radon-222	2.05E+05	1.26E+05	7.33E+04				
Thorium-230	1.25E+04	4.55E+00	9.68E-01				

----- AREA_CODE=h MEDIA=Other Groundwater -----

Analyte	Ingestion of vegetables	Ingestion of beef	Ingestion of milk	Ingestion of eggs	Ingestion of pork	Ingestion of turkey	Ingestion of chicken
Antimony	3.07E-04	4.33E-08	1.15E-07				

Table 3.46b Chronic daily intakes for excess lifetime cancer risk for biota consumption by an adult resident
(continued)

----- AREA_CODE=h MEDIA=Other Groundwater -----
(continued)

Analyte	Ingestion of vegetables	Ingestion of beef	Ingestion of milk	Ingestion of eggs	Ingestion of pork	Ingestion of turkey	Ingestion of chicken
Barium	3.88E-04	2.80E-07	2.86E-06	2.03E-06		2.06E-07	4.95E-08
Chromium	1.90E-04	6.22E-06	2.94E-08				
Fluoride							
Iron	3.01E-03	2.19E-04	1.40E-06	1.76E-05	2.03E-05	1.79E-04	4.30E-05
Manganese	2.55E-04	3.90E-07	9.95E-08	7.54E-08	2.01E-07	6.39E-07	1.53E-07
Mercury	3.61E-06	7.17E-08	1.43E-08			3.53E-09	8.47E-10
Nickel	4.52E-04	7.22E-06	9.83E-05				
Nitrate as Nitrogen							
Silica							
Tetraoxo-sulfate(1-)							
Thallium	4.97E-04	7.21E-05	1.53E-05				
Vanadium	8.12E-04	7.34E-06	2.50E-07				
Zinc	2.30E-04	4.84E-05	2.06E-05	2.34E-06	5.19E-06	5.55E-05	1.33E-05
Neptunium-237	1.13E+03	4.12E+00	1.74E-01				
Radium-226	4.56E+03	1.85E+02	1.87E+02				
Radon-222	6.71E+05	4.11E+05	2.40E+05				
Thorium-230	7.43E+03	2.70E+00	5.74E-01				

----- AREA_CODE=h MEDIA=RGa Groundwater -----

Analyte	Ingestion of vegetables	Ingestion of beef	Ingestion of milk	Ingestion of eggs	Ingestion of pork	Ingestion of turkey	Ingestion of chicken
Aluminum	1.59E-02	8.65E-05	4.91E-05				
Arsenic	1.96E-05	1.39E-07	1.77E-08				
Barium	6.42E-04	4.63E-07	4.73E-06	3.36E-06		3.41E-07	8.19E-08
Chromium	9.57E-04	3.13E-05	1.48E-07				
Iron	5.02E-02	3.64E-03	2.33E-05	2.94E-04	3.39E-04	2.99E-03	7.17E-04
Manganese	3.75E-04	5.72E-07	1.46E-07	1.11E-07	2.95E-07	9.38E-07	2.25E-07
Nitrate as Nitrogen							
Tetraoxo-sulfate(1-)							
Uranium	2.11E-05	2.30E-08	1.30E-07	1.24E-07	3.40E-07	1.26E-06	3.02E-07
Vanadium	4.66E-04	4.21E-06	1.43E-07				
Trichloroethene	1.53E-05	1.87E-10	2.51E-10				
cis-1,2-Dichloroethene	4.42E-05	1.19E-10	1.60E-10				
Radon-222	2.65E+05	1.62E+05	9.46E+04				
Technetium-99	1.32E+08	8.36E+01	4.98E+02	4.04E+03	8.97E+00	4.11E+02	9.87E+01

----- AREA_CODE=h MEDIA=UCRS Groundwater -----

Analyte	Ingestion of vegetables	Ingestion of beef	Ingestion of milk	Ingestion of eggs	Ingestion of pork	Ingestion of turkey	Ingestion of chicken
Aluminum	1.13E-02	6.14E-05	3.48E-05				
Barium	4.08E-04	2.94E-07	3.00E-06	2.13E-06		2.17E-07	5.21E-08
Iron	1.04E-02	7.52E-04	4.80E-06	6.06E-05	6.99E-05	6.17E-04	1.48E-04
Manganese	3.69E-04	5.63E-07	1.44E-07	1.09E-07	2.90E-07	9.23E-07	2.21E-07
Nickel	2.61E-03	4.16E-05	5.66E-04				
Nitrate as Nitrogen							
Silica							
Tetraoxo-sulfate(1-)							
Vanadium	2.76E-04	2.50E-06	8.50E-08				
Zinc	2.14E-04	4.49E-05	1.91E-05	2.17E-06	4.82E-06	5.16E-05	1.24E-05
Radon-222	2.11E+05	1.29E+05	7.53E+04				

Table 3.46b Chronic daily intakes for excess lifetime cancer risk for biota consumption by an adult resident
(continued)

----- AREA_CODE=i MEDIA=McNairy Groundwater -----							
Analyte	Ingestion of vegetables	Ingestion of beef	Ingestion of milk	Ingestion of eggs	Ingestion of pork	Ingestion of turkey	Ingestion of chicken
Manganese	5.93E-03	9.05E-06	2.31E-06	1.75E-06	4.66E-06	1.48E-05	3.56E-06
Silica							
Tetraoxo-sulfate(1-)							
Vanadium	1.29E-03	1.17E-05	3.97E-07				
----- AREA_CODE=i MEDIA=RGa Groundwater -----							
Analyte	Ingestion of vegetables	Ingestion of beef	Ingestion of milk	Ingestion of eggs	Ingestion of pork	Ingestion of turkey	Ingestion of chicken
Aluminum	7.69E-03	4.18E-05	2.37E-05				
Antimony	5.88E-04	8.31E-08	2.21E-07				
Arsenic	1.91E-05	1.35E-07	1.72E-08				
Barium	7.00E-04	5.05E-07	5.15E-06	3.66E-06		3.72E-07	8.94E-08
Beryllium	5.50E-05	1.98E-07	7.60E-10				
Bicarbonate							
Boron	6.83E-03	5.28E-06	4.21E-05				
Cadmium	3.73E-05	3.93E-08	4.18E-07	1.58E-08	1.05E-07	1.29E-06	3.09E-07
Cerium							
Chromium	1.81E-03	5.91E-05	2.79E-07				
Cobalt	2.10E-04	7.15E-08	2.13E-07	1.15E-07	1.02E-07	2.35E-05	5.63E-06
Copper	2.51E-04	6.73E-06	4.77E-06	6.03E-07	1.18E-06	6.13E-06	1.47E-06
Fluoride							
Gallium							
Iron	2.03E-02	1.47E-03	9.41E-06	1.19E-04	1.37E-04	1.21E-03	2.90E-04
Lithium	2.79E-04	9.98E-06	8.50E-05				
Manganese	1.11E-03	1.69E-06	4.33E-07	3.28E-07	8.73E-07	2.78E-06	6.67E-07
Mercury	1.66E-06	3.29E-08	6.58E-09			1.62E-09	3.89E-10
Nickel	5.87E-04	9.37E-06	1.28E-04				
Selenium	2.21E-05	6.28E-06	2.67E-06	9.11E-07	1.44E-06	9.27E-06	2.22E-06
Silica							
Silver	1.44E-04	1.57E-06	1.11E-07		7.50E-07	1.72E-05	4.12E-06
Sulfate							
Tetraoxo-sulfate(1-)							
Thorium							
Titanium	2.51E-04	2.72E-05	3.86E-05				
Uranium	7.88E-06	8.57E-09	4.87E-08	4.61E-08	1.27E-07	4.69E-07	1.12E-07
Vanadium	4.92E-04	4.45E-06	1.52E-07				
Zinc	6.70E-04	1.41E-04	5.99E-05	6.81E-06	1.51E-05	1.62E-04	3.88E-05
Zirconium	6.87E-05	2.50E-10	5.84E-10	8.05E-11		2.46E-10	5.89E-11
1,2-Dichlorobenzene	4.80E-07	8.93E-11	1.20E-10				
1,2-Dichloroethene	1.14E-04	2.56E-12	3.45E-12				
1,3,5-Trimethylbenzene	1.51E-06	1.25E-09	1.68E-09				
1,4-Dichlorobenzene	5.23E-07	9.71E-11	1.31E-10				
4-Bromofluorobenzene							
4-Methyl-2-pentanone	2.90E-04	7.90E-11	1.06E-10				
Acetone	1.69E-03	2.91E-12	3.91E-12				
Acrylonitrile	1.12E-03	1.11E-11	1.49E-11				
Benzene	1.57E-05	7.85E-11	1.06E-10				
Bis(2-ethylhexyl)phthalate	3.76E-05	2.63E-07	3.54E-07				
Bromomethane	3.63E-05	9.89E-12	1.33E-11				
Carbazole	6.74E-05	3.41E-08	4.58E-08				
Chloroform	3.40E-05	1.25E-10	1.68E-10				
Chloromethane	1.00E-04	1.01E-11	1.36E-11				
Chrysene	4.16E-06	1.88E-07	2.52E-07				
Di-n-butyl phthalate	3.98E-05	2.78E-07	3.74E-07				
Dimethylbenzene	2.60E-05	3.73E-09	5.02E-09				
Ethanol							
Ethylbenzene	9.20E-06	7.85E-10	1.06E-09				

**Table 3.46b Chronic daily intakes for excess lifetime cancer risk for biota consumption by an adult resident
(continued)**

----- AREA_CODE=i MEDIA=RGa Groundwater -----
(continued)

Analyte	Ingestion of vegetables	Ingestion of beef	Ingestion of milk	Ingestion of eggs	Ingestion of pork	Ingestion of turkey	Ingestion of chicken
Methylene chloride	1.16E-04	4.43E-11	5.96E-11				
PCB-1254	2.93E-06	2.64E-07	3.55E-07				
Polychlorinated biphenyl	6.92E-07	6.24E-08	8.39E-08				
Tetrachloroethene	2.28E-05	4.97E-10	6.68E-10				
Trichloroethene	5.23E-05	6.40E-10	8.61E-10				
Vinyl chloride	2.94E-05	1.57E-11	2.11E-11				
m,p-Xylene	4.72E-07	6.80E-11	9.14E-11				
trans-1,3-Dichloropropene							
Americium-241	4.81E+03	7.11E-01	1.13E-01	1.15E-01	2.16E-01	1.75E+00	4.20E-01
Cesium-137	4.43E+03	9.57E+02	6.80E+02	1.23E+01	3.27E+02	3.13E+03	7.50E+02
Cobalt-60	4.47E+03	3.31E+00	9.87E+00	5.34E+00	4.74E+00	1.09E+03	2.61E+02
Radium-226	8.25E+03	3.35E+02	3.39E+02				
Radon-222	4.51E+05	2.77E+05	1.61E+05				
Technetium-99	4.01E+08	2.53E+02	1.51E+03	1.22E+04	2.72E+01	1.25E+03	2.99E+02

----- AREA_CODE=i MEDIA=UCRS Groundwater -----

Analyte	Ingestion of vegetables	Ingestion of beef	Ingestion of milk	Ingestion of eggs	Ingestion of pork	Ingestion of turkey	Ingestion of chicken
Aluminum	3.50E-02	1.90E-04	1.08E-04				
Antimony	1.03E-04	1.45E-08	3.86E-08				
Arsenic	4.68E-05	3.31E-07	4.22E-08				
Barium	2.03E-03	1.47E-06	1.50E-05	1.06E-05		1.08E-06	2.59E-07
Cadmium	6.26E-05	6.60E-08	7.02E-07	2.66E-08	1.77E-07	2.16E-06	5.19E-07
Chromium	1.96E-04	6.42E-06	3.03E-08				
Cobalt	1.86E-04	6.36E-08	1.89E-07	1.03E-07	9.10E-08	2.09E-05	5.01E-06
Copper	2.37E-03	6.34E-05	4.50E-05	5.68E-06	1.11E-05	5.78E-05	1.39E-05
Fluoride							
Iron	3.80E-02	2.76E-03	1.76E-05	2.22E-04	2.57E-04	2.26E-03	5.43E-04
Lead	3.95E-04	5.72E-07	1.83E-06				
Manganese	1.08E-02	1.65E-05	4.22E-06	3.20E-06	8.51E-06	2.71E-05	6.50E-06
Mercury	1.52E-06	3.02E-08	6.03E-09			1.48E-09	3.56E-10
Nickel	4.18E-04	6.67E-06	9.09E-05				
Silica							
Silver	1.29E-04	1.41E-06	9.97E-08		6.71E-07	1.54E-05	3.69E-06
Sulfate							
Tetraoxo-sulfate(1-)							
Thallium	5.65E-05	8.18E-06	1.74E-06				
Uranium	7.76E-05	8.44E-08	4.79E-07	4.54E-07	1.25E-06	4.61E-06	1.11E-06
Vanadium	2.09E-03	1.89E-05	6.43E-07				
Zinc	3.44E-03	7.23E-04	3.08E-04	3.50E-05	7.76E-05	8.30E-04	1.99E-04
Benzene	3.88E-05	1.94E-10	2.61E-10				
Bromodichloromethane	3.97E-05	1.99E-10	2.67E-10				
Chloroform	4.84E-05	1.78E-10	2.39E-10				
Dibromochloromethane	2.92E-05	1.98E-10	2.66E-10				
Ethanol							
Methylene chloride	1.41E-04	5.36E-11	7.21E-11				
Trichloroethene	4.36E-05	5.34E-10	7.18E-10				
Cesium-137	9.32E+03	2.02E+03	1.43E+03	2.59E+01	6.90E+02	6.59E+03	1.58E+03
Cobalt-60	8.20E+03	6.08E+00	1.81E+01	9.81E+00	8.70E+00	1.99E+03	4.79E+02
Radium-226	8.53E+03	3.46E+02	3.50E+02				
Radon-222	3.69E+05	2.26E+05	1.32E+05				
Technetium-99	2.11E+08	1.33E+02	7.93E+02	6.44E+03	1.43E+01	6.54E+02	1.57E+02

**Table 3.46b Chronic daily intakes for excess lifetime cancer risk for biota consumption by an adult resident
(continued)**

----- AREA_CODE=j MEDIA=McNairy Groundwater -----

Analyte	Ingestion of vegetables	Ingestion of beef	Ingestion of milk	Ingestion of eggs	Ingestion of pork	Ingestion of turkey	Ingestion of chicken
Aluminum	1.41E-02	7.64E-05	4.33E-05				
Arsenic	6.03E-04	4.26E-06	5.44E-07				
Manganese	2.47E-02	3.77E-05	9.62E-06	7.29E-06	1.94E-05	6.18E-05	1.48E-05
Molybdenum	2.64E-03	7.86E-06	5.69E-05	1.14E-05		1.29E-04	3.09E-05
Sulfate							

----- AREA_CODE=j MEDIA=RGA Groundwater -----

Analyte	Ingestion of vegetables	Ingestion of beef	Ingestion of milk	Ingestion of eggs	Ingestion of pork	Ingestion of turkey	Ingestion of chicken
Aluminum	2.34E-02	1.27E-04	7.22E-05				
Arsenic	3.03E-05	2.14E-07	2.73E-08				
Iron	3.20E-02	2.32E-03	1.48E-05	1.87E-04	2.16E-04	1.90E-03	4.56E-04
Manganese	1.93E-02	2.94E-05	7.50E-06	5.69E-06	1.51E-05	4.82E-05	1.16E-05
Molybdenum	1.04E-03	3.09E-06	2.24E-05	4.49E-06		5.07E-05	1.22E-05
Silica							
Sulfate							
Thallium	4.99E-04	7.24E-05	1.54E-05				
Vanadium	6.57E-04	5.95E-06	2.02E-07				

----- AREA_CODE=k MEDIA=Other Groundwater -----

Analyte	Ingestion of vegetables	Ingestion of beef	Ingestion of milk	Ingestion of eggs	Ingestion of pork	Ingestion of turkey	Ingestion of chicken
Aluminum	5.73E-02	3.12E-04	1.77E-04				
Ammonia as Nitrogen	6.22E-01	2.54E-09	3.41E-09				
Antimony	3.69E-04	5.22E-08	1.39E-07				
Arsenic	1.91E-05	1.35E-07	1.72E-08				
Barium	6.67E-04	4.81E-07	4.91E-06	3.49E-06		3.55E-07	8.52E-08
Beryllium	4.12E-05	1.49E-07	5.69E-10				
Cadmium	1.52E-04	1.60E-07	1.70E-06	6.44E-08	4.28E-07	5.24E-06	1.26E-06
Chromium	1.86E-04	6.06E-06	2.87E-08				
Cobalt	3.86E-04	1.32E-07	3.92E-07	2.12E-07	1.88E-07	4.32E-05	1.04E-05
Fluoride							
Iron	1.11E+00	8.08E-02	5.16E-04	6.52E-03	7.52E-03	6.63E-02	1.59E-02
Kjeldahl Nitrogen							
Lead	1.06E-03	1.53E-06	4.88E-06				
Manganese	9.62E-02	1.47E-04	3.75E-05	2.84E-05	7.56E-05	2.41E-04	5.78E-05
Mercury	1.36E-06	2.70E-08	5.39E-09			1.33E-09	3.18E-10
Nickel	7.58E-04	1.21E-05	1.65E-04				
Nitrate as Nitrogen							
Silica							
Strontium	6.51E-03	1.21E-04	1.80E-04	4.87E-06	4.32E-05	1.98E-05	4.75E-06
Sulfate							
Sulfide							
Tetraoxo-sulfate(1-)							
Tin	6.54E-05	1.30E-06	5.53E-07				
Uranium	2.29E-05	2.49E-08	1.41E-07	1.34E-07	3.68E-07	1.36E-06	3.26E-07
Vanadium	9.44E-04	8.54E-06	2.91E-07				
Zinc	1.16E-03	2.43E-04	1.03E-04	1.18E-05	2.61E-05	2.79E-04	6.70E-05
1,1-Dichloroethane	3.38E-04	6.62E-10	8.91E-10				
1,1-Dichloroethene	5.36E-04	1.05E-09	1.41E-09				
1,2-Dichloroethene	8.00E-03	1.80E-10	2.42E-10				
Acetone	1.04E-02	1.79E-11	2.41E-11				
Di-n-butyl phthalate	3.94E-05	2.76E-07	3.71E-07				

**Table 3.46b Chronic daily intakes for excess lifetime cancer risk for biota consumption by an adult resident
(continued)**

----- AREA_CODE=k MEDIA=Other Groundwater -----
(continued)

Analyte	Ingestion of vegetables	Ingestion of beef	Ingestion of milk	Ingestion of eggs	Ingestion of pork	Ingestion of turkey	Ingestion of chicken
Methylene chloride	1.45E-04	5.53E-11	7.44E-11				
Naphthalene	1.17E-04	1.68E-08	2.26E-08				
Phenanthrene	1.44E-05	4.97E-08	6.68E-08				
Trichloroethene	4.16E-04	5.09E-09	6.85E-09				
Vinyl chloride	4.41E-04	2.35E-10	3.16E-10				
cis-1,2-Dichloroethene	1.75E-03	4.72E-09	6.35E-09				
Neptunium-237	3.95E+03	1.44E+01	6.05E-01				
Radium-226	7.81E+03	3.17E+02	3.20E+02				
Radon-222	7.04E+05	4.31E+05	2.52E+05				
Techneium-99	7.17E+07	4.52E+01	2.69E+02	2.19E+03	4.85E+00	2.23E+02	5.34E+01
Thorium-228	3.42E+03	1.80E+03	7.09E+02				
Uranium-234	2.56E+04	2.78E+01	1.58E+02	1.50E+02	4.11E+02	1.52E+03	3.65E+02
Uranium-235	3.21E+03	4.66E+00	2.01E+01	1.88E+01	5.17E+01	1.91E+02	4.58E+01
Uranium-238	2.75E+04	4.17E+01	1.75E+02	1.60E+02	4.41E+02	1.63E+03	3.91E+02

----- AREA_CODE=l MEDIA=McNairy Groundwater -----

Analyte	Ingestion of vegetables	Ingestion of beef	Ingestion of milk	Ingestion of eggs	Ingestion of pork	Ingestion of turkey	Ingestion of chicken
Aluminum	2.64E-03	1.44E-05	8.15E-06				
Antimony	6.61E-04	9.35E-08	2.49E-07				
Nitrate as Nitrogen							
Silica							
Tetraoxo-sulfate(1-)							
Thallium	2.62E-03	3.80E-04	8.09E-05				
Zinc	1.46E-03	3.06E-04	1.30E-04	1.48E-05	3.28E-05	3.51E-04	8.43E-05
Trichloroethene	5.67E-03	6.95E-08	9.34E-08				
Techneium-99	6.71E+08	4.23E+02	2.52E+03	2.05E+04	4.54E+01	2.08E+03	5.00E+02

----- AREA_CODE=l MEDIA=Other Groundwater -----

Analyte	Ingestion of vegetables	Ingestion of beef	Ingestion of milk	Ingestion of eggs	Ingestion of pork	Ingestion of turkey	Ingestion of chicken
Methylene chloride	1.63E-04	6.22E-11	8.37E-11				

----- AREA_CODE=l MEDIA=RGA Groundwater -----

Analyte	Ingestion of vegetables	Ingestion of beef	Ingestion of milk	Ingestion of eggs	Ingestion of pork	Ingestion of turkey	Ingestion of chicken
Aluminum	1.10E-02	6.00E-05	3.40E-05				
Arsenic	2.30E-05	1.62E-07	2.07E-08				
Barium	1.62E-03	1.17E-06	1.19E-05	8.49E-06		8.63E-07	2.07E-07
Beryllium	4.10E-05	1.48E-07	5.66E-10				
Cadmium	8.92E-05	9.39E-08	9.99E-07	3.79E-08	2.52E-07	3.08E-06	7.39E-07
Chromium	3.90E-04	1.27E-05	6.03E-08				
Cobalt	1.88E-04	6.43E-08	1.92E-07	1.04E-07	9.21E-08	2.11E-05	5.07E-06
Fluoride							
Iron	3.63E-02	2.64E-03	1.68E-05	2.13E-04	2.45E-04	2.16E-03	5.19E-04
Lead	3.41E-04	4.94E-07	1.58E-06				
Manganese	3.23E-03	4.94E-06	1.26E-06	9.55E-07	2.54E-06	8.10E-06	1.94E-06
Mercury	3.77E-06	7.49E-08	1.50E-08			3.68E-09	8.84E-10

Table 3.46b Chronic daily intakes for excess lifetime cancer risk for biota consumption by an adult resident
(continued)

----- AREA_CODE=1 MEDIA=RGa Groundwater -----							
(continued)							
Analyte	Ingestion of vegetables	Ingestion of beef	Ingestion of milk	Ingestion of eggs	Ingestion of pork	Ingestion of turkey	Ingestion of chicken
Molybdenum	2.43E-04	7.22E-07	5.22E-06	1.05E-06		1.18E-05	2.84E-06
Nitrate as Nitrogen							
Selenium	3.31E-05	9.43E-06	4.01E-06	1.37E-06	2.16E-06	1.39E-05	3.34E-06
Silica							
Sulfate							
Tetraoxo-sulfate(1-)							
Thallium	4.99E-04	7.23E-05	1.54E-05				
Tin	2.90E-03	5.76E-05	2.45E-05				
Uranium	3.23E-05	3.51E-08	1.99E-07	1.89E-07	5.19E-07	1.92E-06	4.60E-07
Vanadium	3.07E-04	2.78E-06	9.47E-08				
Zinc	3.26E-04	6.85E-05	2.92E-05	3.31E-06	7.35E-06	7.86E-05	1.89E-05
1,1,2-Trichloroethane	3.40E-05	1.25E-10	1.68E-10				
1,1-Dichloroethene	1.30E-03	2.56E-09	3.44E-09				
1,2-Dichloroethane	2.92E-05	2.17E-11	2.92E-11				
Acetone	3.39E-03	5.85E-12	7.87E-12				
Bis(2-ethylhexyl)phthalate	1.42E-05	9.91E-08	1.33E-07				
Butyl benzyl phthalate	7.08E-06	4.95E-08	6.66E-08				
Carbon tetrachloride	1.65E-03	6.30E-08	8.47E-08				
Chlorobenzene	2.07E-05	7.87E-10	1.06E-09				
Chloroform	2.38E-04	8.73E-10	1.17E-09				
Di-n-butyl phthalate	9.35E-05	6.54E-07	8.80E-07				
Dimethylbenzene	6.55E-03	9.42E-07	1.27E-06				
Ethane							
Ethylbenzene	3.91E-03	3.34E-07	4.49E-07				
Ethylene							
Methylene chloride	4.07E-04	1.55E-10	2.09E-10				
Tetrachloroethene	3.65E-03	7.95E-08	1.07E-07				
Trichloroethene	1.78E-01	2.18E-06	2.94E-06				
Vinyl chloride	1.34E-01	7.13E-08	9.58E-08				
cis-1,2-Dichloroethene	4.20E-02	1.13E-07	1.52E-07				
trans-1,2-Dichloroethene	1.01E-01	2.26E-09	3.04E-09				
Americium-241	5.75E+03	8.50E-01	1.36E-01	1.37E-01	2.58E-01	2.09E+00	5.02E-01
Cesium-137	2.14E+05	4.63E+04	3.29E+04	5.95E+02	1.58E+04	1.51E+05	3.63E+04
Cobalt-60	5.67E+03	4.20E+00	1.25E+01	6.78E+00	6.01E+00	1.38E+03	3.31E+02
Neptunium-237	1.04E+04	3.79E+01	1.60E+00				
Plutonium-239	4.06E+02	1.47E-02	6.90E-03	1.19E-03	8.44E-03	7.25E-02	1.74E-02
Radium-226	5.90E+05	2.39E+04	2.42E+04				
Radon-222	3.38E+05	2.07E+05	1.21E+05				
Technetium-99	2.46E+09	1.55E+03	9.25E+03	7.51E+04	1.67E+02	7.64E+03	1.83E+03
Thorium-230	6.62E+03	2.41E+00	5.12E-01				
Uranium-234	2.00E+04	2.17E+01	1.23E+02	1.17E+02	3.21E+02	1.19E+03	2.85E+02
Uranium-235	1.61E+04	2.34E+01	1.01E+02	9.42E+01	2.59E+02	9.58E+02	2.30E+02
Uranium-235/236	1.60E+03	2.33E+00	1.00E+01	9.38E+00	2.58E+01	9.54E+01	2.29E+01
Uranium-238	2.66E+05	4.04E+02	1.70E+03	1.55E+03	4.26E+03	1.58E+04	3.78E+03

----- AREA_CODE=1 MEDIA=UCRS Groundwater -----							
Analyte	Ingestion of vegetables	Ingestion of beef	Ingestion of milk	Ingestion of eggs	Ingestion of pork	Ingestion of turkey	Ingestion of chicken
Aluminum	1.82E-02	9.86E-05	5.60E-05				
Ammonia as Nitrogen	1.09E-02	4.45E-11	5.98E-11				
Antimony	1.97E-04	2.78E-08	7.41E-08				
Arsenic	1.00E-04	7.10E-07	9.07E-08				
Barium	2.04E-03	1.47E-06	1.50E-05	1.07E-05		1.09E-06	2.60E-07
Beryllium	1.18E-05	4.24E-08	1.62E-10				
Cadmium	7.47E-05	7.86E-08	8.37E-07	3.17E-08	2.11E-07	2.58E-06	6.19E-07
Chromium	2.36E-04	7.72E-06	3.65E-08				

Table 3.46b Chronic daily intakes for excess lifetime cancer risk for biota consumption by an adult resident
(continued)

----- AREA_CODE=1 MEDIA=UCRS Groundwater ----- (continued)							
Analyte	Ingestion of vegetables	Ingestion of beef	Ingestion of milk	Ingestion of eggs	Ingestion of pork	Ingestion of turkey	Ingestion of chicken
Cobalt	1.77E-04	6.04E-08	1.80E-07	9.74E-08	8.64E-08	1.98E-05	4.75E-06
Fluoride							
Iron	3.28E-02	2.38E-03	1.52E-05	1.92E-04	2.21E-04	1.95E-03	4.68E-04
Kjeldahl Nitrogen							
Lead	3.20E-04	4.65E-07	1.48E-06				
Manganese	4.29E-03	6.54E-06	1.67E-06	1.27E-06	3.37E-06	1.07E-05	2.57E-06
Mercury	3.77E-06	7.49E-08	1.50E-08			3.68E-09	8.84E-10
Molybdenum	8.39E-05	2.50E-07	1.81E-06	3.62E-07		4.09E-06	9.82E-07
Nickel	1.05E-03	1.68E-05	2.29E-04				
Nitrate as Nitrogen							
Nitrate/Nitrite							
Orthophosphate							
Selenium	2.28E-05	6.49E-06	2.76E-06	9.42E-07	1.49E-06	9.58E-06	2.30E-06
Silica							
Strontium	1.39E-02	2.57E-04	3.83E-04	1.04E-05	9.19E-05	4.21E-05	1.01E-05
Sulfate							
Sulfide							
Tetraoxo-sulfate(1-)							
Thallium	3.83E-04	5.55E-05	1.18E-05				
Tin	3.27E-04	6.49E-06	2.76E-06				
Uranium	8.07E-05	8.78E-08	4.98E-07	4.72E-07	1.30E-06	4.80E-06	1.15E-06
Vanadium	5.34E-04	4.83E-06	1.65E-07				
Zinc	2.15E-04	4.51E-05	1.92E-05	2.18E-06	4.84E-06	5.18E-05	1.24E-05
1,1-Dichloroethene	4.02E-03	7.87E-09	1.06E-08				
1,2-Dichloroethane	5.32E-05	3.95E-11	5.31E-11				
1,2-Dichloroethene	3.17E-04	7.11E-12	9.56E-12				
2,4-Dimethylphenol	6.00E-05	5.48E-10	7.36E-10				
Benzene	1.23E-04	6.13E-10	8.24E-10				
Bis(2-ethylhexyl)phthalate	7.08E-06	4.95E-08	6.66E-08				
Chloroethane	2.41E-02	1.28E-08	1.73E-08				
Chloroform	2.89E-04	1.06E-09	1.43E-09				
Di-n-butyl phthalate	6.94E-06	4.86E-08	6.53E-08				
Dimethylbenzene	7.36E-03	1.06E-06	1.42E-06				
Ethane							
Ethylbenzene	4.42E-03	3.77E-07	5.07E-07				
Ethylene							
Fluorene	2.87E-05	6.18E-08	8.32E-08				
Isophorone	1.11E-04	1.57E-10	2.12E-10				
Methylene chloride	3.33E-04	1.27E-10	1.71E-10				
Naphthalene	1.22E-04	1.76E-08	2.36E-08				
Phenanthrene	2.79E-05	9.66E-08	1.30E-07				
Trichloroethene	4.27E-01	5.23E-06	7.03E-06				
Vinyl chloride	1.47E-01	7.83E-08	1.05E-07				
cis-1,2-Dichloroethene	9.03E-02	2.43E-07	3.27E-07				
trans-1,2-Dichloroethene	4.19E-02	9.42E-10	1.27E-09				
Americium-241	4.11E+03	6.07E-01	9.69E-02	9.79E-02	1.85E-01	1.49E+00	3.58E-01
Cobalt-60	7.22E+03	5.36E+00	1.60E+01	8.64E+00	7.66E+00	1.76E+03	4.22E+02
Neptunium-237	6.27E+03	2.28E+01	9.60E-01				
Plutonium-239	2.45E+03	8.89E-02	4.16E-02	7.17E-03	5.09E-02	4.38E-01	1.05E-01
Radium-226	5.91E+03	2.40E+02	2.42E+02				
Radon-222	7.53E+05	4.61E+05	2.69E+05				
Technetium-99	1.29E+09	8.16E+02	4.86E+03	3.95E+04	8.76E+01	4.02E+03	9.64E+02
Thorium-228	2.81E+03	1.48E+03	5.82E+02				
Uranium-234	5.33E+04	5.80E+01	3.29E+02	3.12E+02	8.58E+02	3.17E+03	7.61E+02
Uranium-235	1.16E+04	1.68E+01	7.24E+01	6.77E+01	1.86E+02	6.89E+02	1.65E+02
Uranium-235/236	9.85E+02	1.43E+00	6.15E+00	5.76E+00	1.58E+01	5.85E+01	1.41E+01
Uranium-238	1.42E+05	2.16E+02	9.08E+02	8.29E+02	2.28E+03	8.43E+03	2.02E+03

Table 3.46b Chronic daily intakes for excess lifetime cancer risk for biota consumption by an adult resident
(continued)

----- AREA_CODE=m MEDIA=McNairy Groundwater -----							
Analyte	Ingestion of vegetables	Ingestion of beef	Ingestion of milk	Ingestion of eggs	Ingestion of pork	Ingestion of turkey	Ingestion of chicken
Aluminum	4.52E-03	2.46E-05	1.39E-05				
Arsenic	3.98E-05	2.81E-07	3.59E-08				
Barium	1.38E-03	9.92E-07	1.01E-05	7.20E-06		7.32E-07	1.76E-07
Beryllium	4.71E-05	1.70E-07	6.51E-10				
Cadmium	1.75E-04	1.85E-07	1.96E-06	7.44E-08	4.95E-07	6.05E-06	1.45E-06
Chromium	5.68E-04	1.86E-05	8.77E-08				
Cobalt	2.20E-04	7.52E-08	2.24E-07	1.21E-07	1.08E-07	2.47E-05	5.92E-06
Fluoride							
Iron	2.07E-01	1.50E-02	9.59E-05	1.21E-03	1.40E-03	1.23E-02	2.96E-03
Manganese	3.92E-03	5.98E-06	1.53E-06	1.16E-06	3.08E-06	9.81E-06	2.35E-06
Mercury	4.31E-06	8.56E-08	1.71E-08			4.21E-09	1.01E-09
Molybdenum	3.03E-04	9.02E-07	6.52E-06	1.31E-06		1.48E-05	3.55E-06
Nickel	3.28E-04	5.24E-06	7.13E-05				
Silica							
Sulfate							
Tetraoxo-sulfate(1-)							
Uranium	1.34E-05	1.46E-08	8.28E-08	7.85E-08	2.16E-07	7.98E-07	1.91E-07
Vanadium	1.03E-03	9.33E-06	3.18E-07				
Zinc	4.68E-04	9.82E-05	4.18E-05	4.75E-06	1.05E-05	1.13E-04	2.71E-05
Trichloroethene	1.94E-05	2.37E-10	3.19E-10				
Neptunium-237	3.45E+02	1.25E+00	5.28E-02				
Plutonium-239	5.81E+02	2.11E-02	9.89E-03	1.70E-03	1.21E-02	1.04E-01	2.49E-02
Radium-226	9.05E+03	3.67E+02	3.71E+02				
Radon-222	1.88E+05	1.15E+05	6.72E+04				
Technetium-99	5.24E+07	3.31E+01	1.97E+02	1.60E+03	3.55E+00	1.63E+02	3.90E+01
Thorium-230	5.62E+03	2.04E+00	4.34E-01				
----- AREA_CODE=m MEDIA=Other Groundwater -----							
Analyte	Ingestion of vegetables	Ingestion of beef	Ingestion of milk	Ingestion of eggs	Ingestion of pork	Ingestion of turkey	Ingestion of chicken
Aluminum	2.41E-02	1.31E-04	7.42E-05				
Ammonia as Nitrogen	6.22E-01	2.54E-09	3.41E-09				
Antimony	2.52E-04	3.57E-08	9.49E-08				
Arsenic	1.87E-05	1.32E-07	1.69E-08				
Barium	7.02E-04	5.06E-07	5.17E-06	3.67E-06		3.73E-07	8.96E-08
Beryllium	1.89E-05	6.81E-08	2.61E-10				
Cadmium	1.52E-04	1.60E-07	1.70E-06	6.44E-08	4.28E-07	5.24E-06	1.26E-06
Chromium	1.83E-04	5.98E-06	2.83E-08				
Cobalt	4.65E-04	1.59E-07	4.73E-07	2.56E-07	2.27E-07	5.21E-05	1.25E-05
Fluoride							
Iron	3.19E-01	2.32E-02	1.48E-04	1.87E-03	2.15E-03	1.90E-02	4.56E-03
Kjeldahl Nitrogen							
Lead	8.44E-04	1.22E-06	3.90E-06				
Manganese	3.26E-02	4.97E-05	1.27E-05	9.62E-06	2.56E-05	8.15E-05	1.96E-05
Mercury	2.28E-06	4.52E-08	9.05E-09			2.23E-09	5.34E-10
Nickel	4.95E-04	7.89E-06	1.08E-04				
Nitrate as Nitrogen							
Silica							
Strontium	6.51E-03	1.21E-04	1.80E-04	4.87E-06	4.32E-05	1.98E-05	4.75E-06
Sulfate							
Sulfide							
Tetraoxo-sulfate(1-)							
Thallium	5.17E-04	7.49E-05	1.59E-05				
Tin	6.54E-05	1.30E-06	5.53E-07				
Uranium	1.89E-05	2.06E-08	1.17E-07	1.11E-07	3.05E-07	1.13E-06	2.70E-07
Vanadium	7.52E-04	6.80E-06	2.32E-07				
Zinc	5.43E-04	1.14E-04	4.85E-05	5.52E-06	1.22E-05	1.31E-04	3.14E-05

**Table 3.46b Chronic daily intakes for excess lifetime cancer risk for biota consumption by an adult resident
(continued)**

----- AREA_CODE=m MEDIA=Other Groundwater -----
(continued)

Analyte	Ingestion of vegetables	Ingestion of beef	Ingestion of milk	Ingestion of eggs	Ingestion of pork	Ingestion of turkey	Ingestion of chicken
1,1-Dichloroethane	3.34E-04	6.54E-10	8.80E-10				
1,1-Dichloroethene	5.29E-04	1.04E-09	1.40E-09				
1,2-Dichloroethene	8.00E-03	1.80E-10	2.42E-10				
Acetone	1.04E-02	1.79E-11	2.41E-11				
Di-n-butyl phthalate	3.94E-05	2.76E-07	3.71E-07				
Methylene chloride	1.45E-04	5.53E-11	7.44E-11				
Naphthalene	1.17E-04	1.68E-08	2.26E-08				
Phenanthrene	1.44E-05	4.97E-08	6.68E-08				
Trichloroethene	3.10E-04	3.80E-09	5.11E-09				
Vinyl chloride	4.41E-04	2.35E-10	3.16E-10				
cis-1,2-Dichloroethene	1.66E-03	4.47E-09	6.01E-09				
Neptunium-237	1.36E+03	4.95E+00	2.09E-01				
Radium-226	4.71E+03	1.91E+02	1.93E+02				
Radon-222	6.91E+05	4.23E+05	2.47E+05				
Technetium-99	6.74E+07	4.25E+01	2.53E+02	2.06E+03	4.56E+00	2.09E+02	5.02E+01
Thorium-228	3.42E+03	1.80E+03	7.09E+02				
Thorium-230	6.66E+03	2.42E+00	5.15E-01				
Uranium-234	2.56E+04	2.78E+01	1.58E+02	1.50E+02	4.11E+02	1.52E+03	3.65E+02
Uranium-235	3.21E+03	4.66E+00	2.01E+01	1.88E+01	5.17E+01	1.91E+02	4.58E+01
Uranium-238	2.75E+04	4.17E+01	1.75E+02	1.60E+02	4.41E+02	1.63E+03	3.91E+02

----- AREA_CODE=m MEDIA=RGA Groundwater -----

Analyte	Ingestion of vegetables	Ingestion of beef	Ingestion of milk	Ingestion of eggs	Ingestion of pork	Ingestion of turkey	Ingestion of chicken
Aluminum	5.39E-03	2.93E-05	1.66E-05				
Antimony	5.57E-04	7.88E-08	2.10E-07				
Arsenic	1.86E-05	1.31E-07	1.68E-08				
Barium	6.79E-04	4.89E-07	5.00E-06	3.55E-06		3.61E-07	8.66E-08
Beryllium	4.95E-05	1.79E-07	6.84E-10				
Bicarbonate							
Boron	6.83E-03	5.28E-06	4.21E-05				
Cadmium	9.48E-05	9.98E-08	1.06E-06	4.02E-08	2.68E-07	3.27E-06	7.85E-07
Cerium							
Chromium	1.24E-03	4.05E-05	1.92E-07				
Cobalt	2.07E-04	7.08E-08	2.11E-07	1.14E-07	1.01E-07	2.32E-05	5.57E-06
Copper	2.46E-04	6.58E-06	4.67E-06	5.90E-07	1.15E-06	6.00E-06	1.44E-06
Fluoride							
Gallium							
Iron	1.70E-02	1.24E-03	7.90E-06	9.98E-05	1.15E-04	1.01E-03	2.43E-04
Lead	3.50E-04	5.08E-07	1.62E-06				
Lithium	2.79E-04	9.98E-06	8.50E-05				
Manganese	8.64E-04	1.32E-06	3.37E-07	2.55E-07	6.79E-07	2.16E-06	5.19E-07
Mercury	1.56E-06	3.10E-08	6.19E-09			1.52E-09	3.65E-10
Molybdenum	2.40E-04	7.15E-07	5.17E-06	1.04E-06		1.17E-05	2.81E-06
Nickel	5.10E-04	8.13E-06	1.11E-04				
Nitrate as Nitrogen							
Selenium	2.23E-05	6.33E-06	2.70E-06	9.20E-07	1.45E-06	9.35E-06	2.24E-06
Silica							
Silver	1.57E-04	1.71E-06	1.21E-07		8.16E-07	1.87E-05	4.49E-06
Sulfate							
Tetraoxo-sulfate(1-)							
Thallium	7.49E-04	1.09E-04	2.31E-05				
Thorium							
Titanium	2.51E-04	2.72E-05	3.86E-05				
Uranium	7.91E-06	8.60E-09	4.88E-08	4.63E-08	1.27E-07	4.70E-07	1.13E-07
Vanadium	4.36E-04	3.94E-06	1.34E-07				

Table 3.46b Chronic daily intakes for excess lifetime cancer risk for biota consumption by an adult resident
(continued)

----- AREA_CODE=m MEDIA=RGa Groundwater -----
(continued)

Analyte	Ingestion of vegetables	Ingestion of beef	Ingestion of milk	Ingestion of eggs	Ingestion of pork	Ingestion of turkey	Ingestion of chicken
Zinc	6.69E-04	1.41E-04	5.98E-05	6.80E-06	1.51E-05	1.61E-04	3.87E-05
Zirconium	6.87E-05	2.50E-10	5.84E-10	8.05E-11		2.46E-10	5.89E-11
1,1-Dichloroethene	4.02E-04	7.87E-10	1.06E-09				
1,2-Dichlorobenzene	4.80E-07	8.93E-11	1.20E-10				
1,2-Dichloroethene	1.63E-04	3.67E-12	4.94E-12				
1,3,5-Trimethylbenzene	1.51E-06	1.25E-09	1.68E-09				
1,4-Dichlorobenzene	5.23E-07	9.71E-11	1.31E-10				
2-Butanone	1.25E-03	1.34E-11	1.80E-11				
4-Bromofluorobenzene							
4-Methyl-2-pentanone	3.28E-04	8.93E-11	1.20E-10				
Acetone	2.34E-03	4.03E-12	5.42E-12				
Acrylonitrile	1.12E-03	1.11E-11	1.49E-11				
Benzene	1.57E-05	7.85E-11	1.06E-10				
Bis(2-ethylhexyl)phthalate	4.23E-05	2.96E-07	3.98E-07				
Bromomethane	3.63E-05	9.89E-12	1.33E-11				
Carbazole	8.92E-05	4.51E-08	6.07E-08				
Carbon tetrachloride	6.21E-06	2.36E-10	3.18E-10				
Chloroform	3.40E-05	1.25E-10	1.68E-10				
Chloromethane	1.00E-04	1.01E-11	1.36E-11				
Chrysene	4.16E-06	1.88E-07	2.52E-07				
Di-n-butyl phthalate	4.21E-05	2.95E-07	3.97E-07				
Dimethylbenzene	5.19E-05	7.47E-09	1.00E-08				
Ethanol							
Ethylbenzene	9.20E-06	7.85E-10	1.06E-09				
Methylene chloride	1.18E-04	4.49E-11	6.03E-11				
PCB-1254	2.93E-06	2.64E-07	3.55E-07				
Polychlorinated biphenyl	6.92E-07	6.24E-08	8.39E-08				
Tetrachloroethene	2.28E-05	4.97E-10	6.68E-10				
Trichloroethene	7.48E-03	9.17E-08	1.23E-07				
Vinyl chloride	2.94E-05	1.57E-11	2.11E-11				
cis-1,2-Dichloroethene	4.05E-04	1.09E-09	1.47E-09				
m,p-Xylene	4.72E-07	6.80E-11	9.14E-11				
trans-1,2-Dichloroethene	4.19E-04	9.42E-12	1.27E-11				
trans-1,3-Dichloropropene							
Americium-241	2.68E+03	3.95E-01	6.31E-02	6.37E-02	1.20E-01	9.72E-01	2.33E-01
Cesium-137	3.72E+03	8.04E+02	5.72E+02	1.03E+01	2.75E+02	2.63E+03	6.31E+02
Cobalt-60	4.54E+03	3.37E+00	1.00E+01	5.43E+00	4.82E+00	1.10E+03	2.65E+02
Neptunium-237	1.94E+03	7.05E+00	2.97E-01				
Plutonium-239	3.72E+02	1.35E-02	6.33E-03	1.09E-03	7.74E-03	6.65E-02	1.60E-02
Radium-226	5.13E+03	2.08E+02	2.10E+02				
Radon-222	3.52E+05	2.15E+05	1.26E+05				
Technetium-99	8.99E+08	5.67E+02	3.38E+03	2.74E+04	6.09E+01	2.79E+03	6.70E+02
Thorium-230	5.82E+03	2.11E+00	4.50E-01				

----- AREA_CODE=m MEDIA=UCRS Groundwater -----

Analyte	Ingestion of vegetables	Ingestion of beef	Ingestion of milk	Ingestion of eggs	Ingestion of pork	Ingestion of turkey	Ingestion of chicken
Aluminum	2.32E-02	1.26E-04	7.14E-05				
Antimony	4.06E-04	5.74E-08	1.53E-07				
Arsenic	2.83E-05	2.00E-07	2.55E-08				
Barium	1.95E-03	1.40E-06	1.43E-05	1.02E-05		1.04E-06	2.49E-07
Cadmium	9.56E-05	1.01E-07	1.07E-06	4.06E-08	2.70E-07	3.30E-06	7.92E-07
Chromium	2.03E-04	6.63E-06	3.14E-08				
Cobalt	1.93E-04	6.58E-08	1.96E-07	1.06E-07	9.42E-08	2.16E-05	5.18E-06
Copper	1.10E-03	2.94E-05	2.09E-05	2.63E-06	5.14E-06	2.68E-05	6.43E-06
Fluoride							

**Table 3.46b Chronic daily intakes for excess lifetime cancer risk for biota consumption by an adult resident
(continued)**

----- AREA_CODE=m MEDIA=UCRS Groundwater -----
(continued)

Analyte	Ingestion of vegetables	Ingestion of beef	Ingestion of milk	Ingestion of eggs	Ingestion of pork	Ingestion of turkey	Ingestion of chicken
Iron	2.85E-02	2.06E-03	1.32E-05	1.67E-04	1.92E-04	1.69E-03	4.06E-04
Lead	3.54E-04	5.13E-07	1.64E-06				
Manganese	1.68E-03	2.56E-06	6.53E-07	4.95E-07	1.32E-06	4.19E-06	1.01E-06
Mercury	1.44E-06	2.87E-08	5.74E-09			1.41E-09	3.39E-10
Nickel	4.84E-04	7.73E-06	1.05E-04				
Nitrate as Nitrogen							
Silica							
Silver	1.42E-04	1.54E-06	1.09E-07		7.36E-07	1.69E-05	4.05E-06
Sulfate							
Tetraoxo-sulfate(1-)							
Thallium	5.65E-05	8.18E-06	1.74E-06				
Uranium	4.37E-04	4.75E-07	2.70E-06	2.56E-06	7.03E-06	2.60E-05	6.24E-06
Vanadium	1.56E-03	1.42E-05	4.82E-07				
Zinc	1.92E-03	4.04E-04	1.72E-04	1.95E-05	4.33E-05	4.64E-04	1.11E-04
Benzene	4.96E-05	2.48E-10	3.34E-10				
Bromodichloromethane	1.41E-04	7.07E-10	9.51E-10				
Chloroform	1.82E-04	6.70E-10	9.00E-10				
Dibromochloromethane	2.92E-05	1.98E-10	2.66E-10				
Ethanol							
Methylene chloride	1.38E-04	5.28E-11	7.11E-11				
Trichloroethene	4.80E-05	5.88E-10	7.91E-10				
Cesium-137	9.32E+03	2.02E+03	1.43E+03	2.59E+01	6.90E+02	6.59E+03	1.58E+03
Cobalt-60	8.20E+03	6.08E+00	1.81E+01	9.81E+00	8.70E+00	1.99E+03	4.79E+02
Neptunium-237	1.18E+03	4.30E+00	1.81E-01				
Plutonium-239	1.03E+03	3.75E-02	1.76E-02	3.03E-03	2.15E-02	1.85E-01	4.43E-02
Radium-226	8.88E+03	3.60E+02	3.64E+02				
Radon-222	2.64E+05	1.62E+05	9.45E+04				
Technetium-99	1.55E+08	9.78E+01	5.83E+02	4.73E+03	1.05E+01	4.81E+02	1.16E+02

----- AREA_CODE=n MEDIA=McNairy Groundwater -----

Analyte	Ingestion of vegetables	Ingestion of beef	Ingestion of milk	Ingestion of eggs	Ingestion of pork	Ingestion of turkey	Ingestion of chicken
Aluminum	1.06E-02	5.78E-05	3.28E-05				
Antimony	5.77E-04	8.16E-08	2.17E-07				
Arsenic	3.30E-05	2.33E-07	2.98E-08				
Barium	1.30E-03	9.39E-07	9.59E-06	6.82E-06		6.93E-07	1.66E-07
Beryllium	4.74E-05	1.71E-07	6.56E-10				
Cadmium	1.81E-04	1.90E-07	2.03E-06	7.67E-08	5.11E-07	6.24E-06	1.50E-06
Chromium	2.19E-04	7.15E-06	3.38E-08				
Cobalt	2.18E-04	7.44E-08	2.22E-07	1.20E-07	1.06E-07	2.44E-05	5.85E-06
Fluoride							
Iron	6.15E-02	4.46E-03	2.85E-05	3.60E-04	4.15E-04	3.66E-03	8.78E-04
Manganese	3.11E-03	4.75E-06	1.21E-06	9.19E-07	2.45E-06	7.79E-06	1.87E-06
Mercury	3.02E-06	6.01E-08	1.20E-08			2.96E-09	7.09E-10
Molybdenum	2.92E-04	8.69E-07	6.29E-06	1.26E-06		1.43E-05	3.42E-06
Nickel	3.31E-04	5.28E-06	7.18E-05				
Nitrate as Nitrogen							
Silica							
Sulfate							
Tetraoxo-sulfate(1-)							
Thallium	6.13E-04	8.88E-05	1.89E-05				
Uranium	1.16E-05	1.26E-08	7.14E-08	6.77E-08	1.86E-07	6.88E-07	1.65E-07
Vanadium	8.17E-04	7.39E-06	2.52E-07				
Zinc	7.54E-04	1.58E-04	6.74E-05	7.67E-06	1.70E-05	1.82E-04	4.36E-05
Trichloroethene	2.13E-03	2.61E-08	3.51E-08				
Neptunium-237	8.94E+02	3.25E+00	1.37E-01				

**Table 3.46b Chronic daily intakes for excess lifetime cancer risk for biota consumption by an adult resident
(continued)**

----- AREA_CODE=n MEDIA=McNairy Groundwater -----
(continued)

Analyte	Ingestion of vegetables	Ingestion of beef	Ingestion of milk	Ingestion of eggs	Ingestion of pork	Ingestion of turkey	Ingestion of chicken
Plutonium-239	4.75E+02	1.72E-02	8.07E-03	1.39E-03	9.87E-03	8.48E-02	2.04E-02
Radium-226	7.87E+03	3.19E+02	3.23E+02				
Radon-222	1.47E+05	9.03E+04	5.27E+04				
Technetium-99	2.72E+08	1.71E+02	1.02E+03	8.29E+03	1.84E+01	8.43E+02	2.02E+02
Thorium-230	4.48E+03	1.63E+00	3.46E-01				

----- AREA_CODE=n MEDIA=Other Groundwater -----

Analyte	Ingestion of vegetables	Ingestion of beef	Ingestion of milk	Ingestion of eggs	Ingestion of pork	Ingestion of turkey	Ingestion of chicken
Aluminum	2.41E-02	1.31E-04	7.42E-05				
Ammonia as Nitrogen	6.22E-01	2.54E-09	3.41E-09				
Antimony	2.52E-04	3.57E-08	9.49E-08				
Arsenic	1.87E-05	1.32E-07	1.69E-08				
Barium	7.02E-04	5.06E-07	5.17E-06	3.67E-06		3.73E-07	8.96E-08
Beryllium	1.89E-05	6.81E-08	2.61E-10				
Cadmium	1.52E-04	1.60E-07	1.70E-06	6.44E-08	4.28E-07	5.24E-06	1.26E-06
Chromium	1.83E-04	5.98E-06	2.83E-08				
Cobalt	4.65E-04	1.59E-07	4.73E-07	2.56E-07	2.27E-07	5.21E-05	1.25E-05
Fluoride							
Iron	3.19E-01	2.32E-02	1.48E-04	1.87E-03	2.15E-03	1.90E-02	4.56E-03
Kjeldahl Nitrogen							
Lead	8.44E-04	1.22E-06	3.90E-06				
Manganese	3.26E-02	4.97E-05	1.27E-05	9.62E-06	2.56E-05	8.15E-05	1.96E-05
Mercury	2.28E-06	4.52E-08	9.05E-09			2.23E-09	5.34E-10
Nickel	4.95E-04	7.89E-06	1.08E-04				
Nitrate as Nitrogen							
Silica							
Strontium	6.51E-03	1.21E-04	1.80E-04	4.87E-06	4.32E-05	1.98E-05	4.75E-06
Sulfate							
Sulfide							
Tetraoxo-sulfate(1-)							
Thallium	5.17E-04	7.49E-05	1.59E-05				
Tin	6.54E-05	1.30E-06	5.53E-07				
Uranium	1.89E-05	2.06E-08	1.17E-07	1.11E-07	3.05E-07	1.13E-06	2.70E-07
Vanadium	7.52E-04	6.80E-06	2.32E-07				
Zinc	5.43E-04	1.14E-04	4.85E-05	5.52E-06	1.22E-05	1.31E-04	3.14E-05
1,1-Dichloroethane	3.30E-04	6.47E-10	8.70E-10				
1,1-Dichloroethene	5.23E-04	1.02E-09	1.38E-09				
1,2-Dichloroethene	6.77E-03	1.52E-10	2.05E-10				
Acetone	1.04E-02	1.79E-11	2.41E-11				
Di-n-butyl phthalate	3.94E-05	2.76E-07	3.71E-07				
Methylene chloride	1.39E-04	5.29E-11	7.11E-11				
Naphthalene	1.17E-04	1.68E-08	2.26E-08				
Phenanthrene	1.44E-05	4.97E-08	6.68E-08				
Trichloroethene	3.08E-04	3.77E-09	5.07E-09				
Vinyl chloride	4.41E-04	2.35E-10	3.16E-10				
cis-1,2-Dichloroethene	1.66E-03	4.47E-09	6.01E-09				
Neptunium-237	1.36E+03	4.95E+00	2.09E-01				
Radium-226	4.71E+03	1.91E+02	1.93E+02				
Radon-222	6.91E+05	4.23E+05	2.47E+05				
Technetium-99	6.74E+07	4.25E+01	2.53E+02	2.06E+03	4.56E+00	2.09E+02	5.02E+01
Thorium-228	3.42E+03	1.80E+03	7.09E+02				
Thorium-230	6.66E+03	2.42E+00	5.15E-01				
Uranium-234	2.56E+04	2.78E+01	1.58E+02	1.50E+02	4.11E+02	1.52E+03	3.65E+02
Uranium-235	3.21E+03	4.66E+00	2.01E+01	1.88E+01	5.17E+01	1.91E+02	4.58E+01
Uranium-238	2.75E+04	4.17E+01	1.75E+02	1.60E+02	4.41E+02	1.63E+03	3.91E+02

**Table 3.46b Chronic daily intakes for excess lifetime cancer risk for biota consumption by an adult resident
(continued)**

----- AREA_CODE=n MEDIA=RGA Groundwater -----							
Analyte	Ingestion of vegetables	Ingestion of beef	Ingestion of milk	Ingestion of eggs	Ingestion of pork	Ingestion of turkey	Ingestion of chicken
Aluminum	7.20E-03	3.91E-05	2.22E-05				
Antimony	5.42E-04	7.67E-08	2.04E-07				
Arsenic	2.03E-05	1.43E-07	1.83E-08				
Barium	6.83E-04	4.92E-07	5.02E-06	3.57E-06		3.63E-07	8.71E-08
Beryllium	4.67E-05	1.68E-07	6.45E-10				
Bicarbonate							
Boron	6.83E-03	5.28E-06	4.21E-05				
Cadmium	9.01E-05	9.49E-08	1.01E-06	3.82E-08	2.55E-07	3.11E-06	7.47E-07
Cerium							
Chromium	8.44E-04	2.76E-05	1.30E-07				
Cobalt	2.01E-04	6.85E-08	2.04E-07	1.11E-07	9.80E-08	2.25E-05	5.39E-06
Copper	2.15E-04	5.76E-06	4.09E-06	5.16E-07	1.01E-06	5.25E-06	1.26E-06
Fluoride							
Gallium							
Iron	2.18E-02	1.59E-03	1.01E-05	1.28E-04	1.47E-04	1.30E-03	3.12E-04
Lead	3.40E-04	4.92E-07	1.57E-06				
Lithium	2.79E-04	9.98E-06	8.50E-05				
Manganese	1.77E-03	2.71E-06	6.91E-07	5.24E-07	1.39E-06	4.44E-06	1.07E-06
Mercury	3.52E-06	7.00E-08	1.40E-08			3.44E-09	8.26E-10
Molybdenum	2.39E-04	7.10E-07	5.14E-06	1.03E-06		1.17E-05	2.80E-06
Nickel	4.96E-04	7.92E-06	1.08E-04				
Nitrate as Nitrogen							
Selenium	2.70E-05	7.69E-06	3.27E-06	1.12E-06	1.76E-06	1.14E-05	2.72E-06
Silica							
Silver	1.60E-04	1.74E-06	1.23E-07		8.30E-07	1.90E-05	4.57E-06
Sulfate							
Tetraoxo-sulfate(1-)							
Thallium	6.86E-04	9.94E-05	2.12E-05				
Thorium							
Tin	5.02E-04	9.97E-06	4.24E-06				
Titanium	2.51E-04	2.72E-05	3.86E-05				
Uranium	1.82E-05	1.98E-08	1.12E-07	1.06E-07	2.93E-07	1.08E-06	2.60E-07
Vanadium	4.02E-04	3.64E-06	1.24E-07				
Zinc	5.74E-04	1.20E-04	5.13E-05	5.83E-06	1.29E-05	1.38E-04	3.32E-05
Zirconium	6.87E-05	2.50E-10	5.84E-10	8.05E-11		2.46E-10	5.89E-11
1,1,2-Trichloroethane	3.40E-05	1.25E-10	1.68E-10				
1,1-Dichloroethene	1.30E-03	2.56E-09	3.44E-09				
1,2-Dichlorobenzene	4.80E-07	8.93E-11	1.20E-10				
1,2-Dichloroethane	2.92E-05	2.17E-11	2.92E-11				
1,2-Dichloroethene	1.51E-04	3.39E-12	4.55E-12				
1,3,5-Trimethylbenzene	1.51E-06	1.25E-09	1.68E-09				
1,4-Dichlorobenzene	5.23E-07	9.71E-11	1.31E-10				
2-Butanone	1.03E-02	1.09E-10	1.47E-10				
4-Bromofluorobenzene							
4-Methyl-2-pentanone	6.17E-04	1.68E-10	2.26E-10				
Acetone	1.95E-02	3.36E-11	4.52E-11				
Acrylonitrile	1.12E-03	1.11E-11	1.49E-11				
Benzene	1.57E-05	7.85E-11	1.06E-10				
Bis(2-ethylhexyl)phthalate	3.83E-05	2.68E-07	3.61E-07				
Bromomethane	3.63E-05	9.89E-12	1.33E-11				
Butyl benzyl phthalate	7.08E-06	4.95E-08	6.66E-08				
Carbazole	4.49E-05	2.27E-08	3.06E-08				
Carbon tetrachloride	1.65E-03	6.30E-08	8.47E-08				
Chlorobenzene	2.07E-05	7.87E-10	1.06E-09				
Chloroform	2.38E-04	8.73E-10	1.17E-09				
Chloromethane	1.00E-04	1.01E-11	1.36E-11				
Chrysene	4.16E-06	1.88E-07	2.52E-07				
Di-n-butyl phthalate	6.95E-05	4.87E-07	6.55E-07				
Dimethylbenzene	2.81E-03	4.05E-07	5.44E-07				
Ethane							
Ethanol							

**Table 3.46b Chronic daily intakes for excess lifetime cancer risk for biota consumption by an adult resident
(continued)**

----- AREA_CODE=n MEDIA=RGA Groundwater -----
(continued)

Analyte	Ingestion of vegetables	Ingestion of beef	Ingestion of milk	Ingestion of eggs	Ingestion of pork	Ingestion of turkey	Ingestion of chicken
Ethylbenzene	1.70E-03	1.45E-07	1.96E-07				
Ethylene							
Methylene chloride	1.43E-03	5.46E-10	7.35E-10				
PCB-1254	3.09E-06	2.79E-07	3.75E-07				
Polychlorinated biphenyl	6.92E-07	6.24E-08	8.39E-08				
Tetrachloroethene	3.65E-03	7.95E-08	1.07E-07				
Trichloroethene	8.59E-02	1.05E-06	1.41E-06				
Vinyl chloride	5.14E-02	2.74E-08	3.69E-08				
cis-1,2-Dichloroethene	1.71E-02	4.60E-08	6.18E-08				
m,p-Xylene	8.40E-07	1.21E-10	1.63E-10				
trans-1,2-Dichloroethene	7.46E-02	1.68E-09	2.25E-09				
trans-1,3-Dichloropropene							
Americium-241	3.34E+03	4.93E-01	7.87E-02	7.95E-02	1.50E-01	1.21E+00	2.91E-01
Cesium-137	2.14E+05	4.63E+04	3.29E+04	5.95E+02	1.58E+04	1.51E+05	3.63E+04
Cobalt-60	4.40E+03	3.26E+00	9.72E+00	5.26E+00	4.67E+00	1.07E+03	2.57E+02
Neptunium-237	6.20E+03	2.25E+01	9.50E-01				
Plutonium-239	3.34E+02	1.21E-02	5.68E-03	9.78E-04	6.95E-03	5.97E-02	1.43E-02
Radium-226	3.68E+05	1.49E+04	1.51E+04				
Radon-222	3.39E+05	2.08E+05	1.21E+05				
Technetium-99	1.46E+09	9.22E+02	5.49E+03	4.46E+04	9.89E+01	4.53E+03	1.09E+03
Thorium-230	5.79E+03	2.10E+00	4.47E-01				
Uranium-234	2.00E+04	2.17E+01	1.23E+02	1.17E+02	3.21E+02	1.19E+03	2.85E+02
Uranium-235	1.61E+04	2.34E+01	1.01E+02	9.42E+01	2.59E+02	9.58E+02	2.30E+02
Uranium-235/236	1.60E+03	2.33E+00	1.00E+01	9.38E+00	2.58E+01	9.54E+01	2.29E+01
Uranium-238	2.66E+05	4.04E+02	1.70E+03	1.55E+03	4.26E+03	1.58E+04	3.78E+03

----- AREA_CODE=n MEDIA=UCRS Groundwater -----

Analyte	Ingestion of vegetables	Ingestion of beef	Ingestion of milk	Ingestion of eggs	Ingestion of pork	Ingestion of turkey	Ingestion of chicken
Aluminum	1.79E-02	9.74E-05	5.53E-05				
Ammonia as Nitrogen	1.09E-02	4.45E-11	5.98E-11				
Antimony	3.51E-04	4.96E-08	1.32E-07				
Arsenic	8.57E-05	6.06E-07	7.73E-08				
Barium	1.93E-03	1.39E-06	1.42E-05	1.01E-05		1.02E-06	2.46E-07
Beryllium	1.18E-05	4.24E-08	1.62E-10				
Cadmium	7.60E-05	8.01E-08	8.52E-07	3.23E-08	2.15E-07	2.63E-06	6.30E-07
Chromium	2.27E-04	7.43E-06	3.51E-08				
Cobalt	1.79E-04	6.12E-08	1.82E-07	9.88E-08	8.76E-08	2.01E-05	4.82E-06
Copper	4.07E-04	1.09E-05	7.72E-06	9.76E-07	1.90E-06	9.92E-06	2.38E-06
Fluoride							
Iron	2.88E-02	2.09E-03	1.33E-05	1.68E-04	1.94E-04	1.71E-03	4.11E-04
Kjeldahl Nitrogen							
Lead	3.32E-04	4.81E-07	1.54E-06				
Manganese	6.47E-03	9.88E-06	2.52E-06	1.91E-06	5.09E-06	1.62E-05	3.89E-06
Mercury	6.28E-06	1.25E-07	2.50E-08			6.14E-09	1.47E-09
Molybdenum	8.39E-05	2.50E-07	1.81E-06	3.62E-07		4.09E-06	9.82E-07
Nickel	8.41E-04	1.34E-05	1.83E-04				
Nitrate as Nitrogen							
Nitrate/Nitrite							
Orthophosphate							
Selenium	2.26E-05	6.44E-06	2.74E-06	9.34E-07	1.47E-06	9.50E-06	2.28E-06
Silica							
Silver	1.45E-04	1.58E-06	1.12E-07		7.52E-07	1.72E-05	4.14E-06
Strontium	1.39E-02	2.57E-04	3.83E-04	1.04E-05	9.19E-05	4.21E-05	1.01E-05
Sulfate							
Sulfide							

Table 3.46b Chronic daily intakes for excess lifetime cancer risk for biota consumption by an adult resident
(continued)

----- AREA_CODE=n MEDIA=UCRS Groundwater -----							
(continued)							
Analyte	Ingestion of vegetables	Ingestion of beef	Ingestion of milk	Ingestion of eggs	Ingestion of pork	Ingestion of turkey	Ingestion of chicken
Tetraoxo-sulfate(1-)							
Thallium	3.58E-04	5.19E-05	1.10E-05				
Tin	3.27E-04	6.49E-06	2.76E-06				
Uranium	1.65E-04	1.80E-07	1.02E-06	9.66E-07	2.66E-06	9.82E-06	2.36E-06
Vanadium	5.55E-04	5.02E-06	1.71E-07				
Zinc	6.24E-04	1.31E-04	5.58E-05	6.34E-06	1.41E-05	1.50E-04	3.61E-05
1,1-Dichloroethene	4.02E-03	7.87E-09	1.06E-08				
1,2-Dichloroethane	5.32E-05	3.95E-11	5.31E-11				
1,2-Dichloroethene	5.12E-04	1.15E-11	1.55E-11				
2,4-Dimethylphenol	6.00E-05	5.48E-10	7.36E-10				
Benzene	1.23E-04	6.13E-10	8.24E-10				
Bis(2-ethylhexyl)phthalate	7.08E-06	4.95E-08	6.66E-08				
Bromodichloromethane	1.41E-04	7.07E-10	9.51E-10				
Chloroethane	2.03E-03	1.08E-09	1.46E-09				
Chloroform	4.08E-04	1.50E-09	2.01E-09				
Di-n-butyl phthalate	6.94E-06	4.86E-08	6.53E-08				
Dibromochloromethane	2.92E-05	1.98E-10	2.66E-10				
Dimethylbenzene	5.18E-03	7.45E-07	1.00E-06				
Ethane							
Ethanol							
Ethylbenzene	3.12E-03	2.66E-07	3.58E-07				
Ethylene							
Fluorene	2.87E-05	6.18E-08	8.32E-08				
Isophorone	1.11E-04	1.57E-10	2.12E-10				
Methylene chloride	1.47E-04	5.60E-11	7.53E-11				
Naphthalene	1.22E-04	1.76E-08	2.36E-08				
Phenanthrene	2.79E-05	9.66E-08	1.30E-07				
Trichloroethene	3.22E-01	3.95E-06	5.31E-06				
Vinyl chloride	1.47E-01	7.83E-08	1.05E-07				
cis-1,2-Dichloroethene	7.08E-02	1.90E-07	2.56E-07				
trans-1,2-Dichloroethene	4.19E-02	9.42E-10	1.27E-09				
Americium-241	-2.20E+03	-3.25E-01	-5.18E-02	-5.24E-02	-9.88E-02	-7.99E-01	-1.92E-01
Cesium-137	9.32E+03	2.02E+03	1.43E+03	2.59E+01	6.90E+02	6.59E+03	1.58E+03
Cobalt-60	7.15E+03	5.30E+00	1.58E+01	8.55E+00	7.58E+00	1.74E+03	4.17E+02
Neptunium-237	4.04E+03	1.47E+01	6.18E-01				
Plutonium-239	1.71E+03	6.21E-02	2.91E-02	5.01E-03	3.55E-02	3.05E-01	7.33E-02
Radium-226	6.66E+03	2.70E+02	2.73E+02				
Radon-222	6.34E+05	3.88E+05	2.26E+05				
Technetium-99	1.02E+09	6.44E+02	3.84E+03	3.12E+04	6.91E+01	3.17E+03	7.60E+02
Thorium-228	2.81E+03	1.48E+03	5.82E+02				
Uranium-234	5.33E+04	5.80E+01	3.29E+02	3.12E+02	8.58E+02	3.17E+03	7.61E+02
Uranium-235	1.16E+04	1.68E+01	7.24E+01	6.77E+01	1.86E+02	6.89E+02	1.65E+02
Uranium-235/236	9.85E+02	1.43E+00	6.15E+00	5.76E+00	1.58E+01	5.85E+01	1.41E+01
Uranium-238	1.42E+05	2.16E+02	9.08E+02	8.29E+02	2.28E+03	8.43E+03	2.02E+03

Table 4.1 Toxicity values for chronic exposure to carcinogens via the ingestion and inhalation exposure routes

Analyte	Class (J)	Oral Slope Factor ^a	Oral Slope Factor Source	Oral Unit Risk ^b	Inhalation Slope Factor ^c	Inhalation Slope Factor Source	Inhalation Unit Risk ^d	Types of Cancers
Inorganics								
Aluminum	NA							
Ammonia as nitrogen	NA							
Antimony (metallic)	NA							
Arsenic, Inorganic	A	1.50E+00	A	5.00E-05	5.00E+01	W	4.30E-03	Respiratory system tumors
Barium	D							
Beryllium and compounds	B1	4.30E+00	W	1.20E-04	8.40E+00	B	2.40E-03	Breast, uterus, lung, and bone tumors
Bicarbonate								
Boron	NA							
Bromide								
Cadmium (Diet)	B1				6.10E+00	W	1.80E-03	Respiratory track and lung tumors
Cadmium (Water)	B1				6.10E+00	W	1.80E-03	Respiratory track and lung tumors
Cerium								
Chromium (III) (Insoluble Salts)	D							
Chromium (VI)	A				4.10E+01	B	1.20E-02	Lung tumors
Cobalt	NA							
Copper	D							
Fluorine (Soluble Fluoride)	NA							
Gallium								
Iron	NA							
Kjeldahl (total) nitrogen								
Lead And Compounds	B2							
Lithium	NA							
Manganese (Diet)	D							
Manganese (Water)	D							
Mercury, Inorganic Salts	C							
Molybdenum	NA							
Nickel	NA							
Nitrate as nitrogen	NA							
Nitrite as nitrogen	NA							
Orthophosphate								
Selenium	D							

Analyte	Class (J)	Oral Slope Factor ^a	Oral Slope Factor Source	Oral Unit Risk ^b	Inhalation Slope Factor ^c	Inhalation Slope Factor Source	Inhalation Unit Risk ^d	Types of Cancers
Silica								
Silver	D							
Strontium	NA							
Sulfate	NA							
Sulfide								
Tetraoxo-sulfate (1-)								
Thallium (Soluble Salts)	NA							
Thorium	NA							
Tin	NA							
Titanium	NA							
Uranium (Soluble Salts)	NA							
Vanadium, Metallic	NA							
Zinc (Metallic)	D							
Zirconium	NA							
Organics								
1,1,2-Trichloroethane	C	5.70E-02	A	1.60E-06	5.70E-02	B	1.60E-05	
1,1-Dichloroethane	C							
1,1-Dichloroethene	C	6.00E-01	A	1.70E-05	1.20E+00	B	5.00E-05	Kidney adenocarcinoma
1,2-Dichlorobenzene	D							
1,2-Dichloroethane	B2	9.10E-02	A	2.60E-06	9.10E-02	B	2.6-E-05	
1,2-Dichloroethene, (Mixed Isomers)	NA							
1,2-Dichloroethene, <i>cis</i> -	D							
1,2-Dichloroethene, <i>trans</i> -	D							
1,3,5-Trimethylbenzene	NA							
1,3-Dichloropropene, <i>trans</i> -	B2							
1,4-Dichlorobenzene	C	2.40E-02	B	6.80E-07				
2,4-Dimethylphenol	NA							
2-Butanone	D							
4-Bromofluorobenzene								
4-Methyl-2-pentanone	NA							
Acetone	D							
Acrylonitrile	B1	5.40E-01	A	1.50E-05	2.40E-01	B	6.80E-05	
Benzene	A	2.90E-02	A	8.30E-07	2.90E-02	B	8.30E-06	
Bis(2-ethylhexyl)phthalate	B2	1.40E-02	A	4.00E-07				Hepatocellular carcinoma and liver neoplastic nodule
Bromodichloromethane	B2	6.20E-02	A	1.80E-06				

Analyte	Class (J)	Oral Slope Factor ^a	Oral Slope Factor Source	Oral Unit Risk ^b	Inhalation Slope Factor ^c	Inhalation Slope Factor Source	Inhalation Unit Risk ^d	Types of Cancers
Bromomethane	D							
Butyl Benzyl Phthlate	C							
Carbon Tetrachloride	B2	1.30E-01	A	3.70E-06	5.30E-02	B	1.50E-05	Liver tumors
Chlorobenzene	D							
Chloroethane	NA							
Chloroform	B2	6.10E-03	A	1.70E-07	8.10E-02	B	2.30E-05	Colon, bladder, rectum, and liver carcinoma
Chloromethane	C	1.30E-02	B	3.70E-07	6.30E-03	B	1.80E-06	
Chrysene	B2	7.30E-03	E		3.10E-03	E	8.80E-07	Carcinomas
Di-n-butyl phthalate	D							
Dibromochloromethane	C	8.40E-02	A	2.40E-06				
Dimethylbenzene	D							
Ethane								
Ethanol								
Ethylbenzene	D							
Ethylene								
Fluorene	D							
Isophorone	C	9.50E-04	A	2.70E-08				
Methylene Chloride	B2	7.50E-03	A	2.10E-07	1.65E-03	F	4.70E-07	Liver hepatocellular carcinoma nad neoplastic nodule
Naphthalene	C							
PCB 1254	B2	2.00E+00	D		2.00E+00	D	5.71E-04	Liver hepatocellular, adenomas, carcinomas, and cholangiomas
Phenanthrene	D							
Polychlorinated biphenyl	B2	2.00E+00	A,D		2.00E+00	A,D	5.71E-04	
Tetrachloroethene	NA	5.20E-02	G		2.00E-03	G	5.80E-08	Leukemia and liver cancer
Trichloroethene	NA	1.10E-02	G	3.20E-07	6.00E-03	G	1.70E-06	Liver and lung cancer
Vinyl Chloride	A	1.90E+00	B	5.40E-05	3.00E-01	B	8.40E-05	Liver, lung, digestive, track, and brain tumors
Xylene, m,p-	NA							
Radionuclides								
ICRP Lung Class (I)								

Analyte	Class (J)	Oral Slope Factor ^a	Oral Slope Factor Source	Oral Unit Risk ^b	Inhalation Slope Factor ^c	Inhalation Slope Factor Source	Inhalation Unit Risk ^d	Types of Cancers
Americium-241	W	3.28E-10	B		3.85E-08	B		Various
Cesium-137+D	D	3.16E-11	B		1.91E-11	B		Various
Cobalt-60	D	1.89E-11	B		6.88E-11	B		Various
Neptunium-237+D	W	3.00E-10	B		3.45E-08	B		Various
Plutonium-239	Y	3.16E-10	B		2.78E-08	B		Various
Plutonium-239/240	Y	3.16E-10	B		2.78E-08	B		Various
Radium-226+D								
Radon-222+D								
Technetium-99	W	1.40E-12	B		2.89E-12	B		Various
Thorium-228								
Thorium-230	Y	3.75E-11	B		1.72E-08	B		Various
Uranium-234	Y	4.44E-11	B		1.40E-08	B		Various
Uranium-235+D	Y	4.70E-11	B		1.30E-08	B		Various
Uranium-235/236								
Uranium-238+D	Y	6.20E-11	B		1.24E-08	B		Various

^aThe units for these oral slope factors are (mg/kg-d)⁻¹ for nonradionuclides and (Risk/pCi) for radionuclides.

^bThe units for these oral unit risks are L/ g.

^c The units for these inhalation slope factors are (mg/kg-d)⁻¹ for nonradionuclides and (Risk/pCi) for radionuclides.

^dThe units for these inhalation unit risks are m³/ g.

(A) Source: Integrated Risk Information System (IRIS)

(B) Source: Health Effects and Environmental Affects Summary Table (HEAST) 1995

(C) Listed as "Dinitrotoluene mixture, 2,4-/2,6-" in IRIS. The value is based on a study using technical grade DNT.

(D) The cancer potency of PCB mixtures is determined using a three-tiered approach that depends on the information available. Criteria for use of the High Risk and Persistence Tier include: food chain exposure; sediment or soil ingestion; dust or aerosol inhalation; dermal exposure if an absorption factor has been applied; any early-life exposure; and the presence of dioxin-like, tumor-promoting, or persistent congeners. This value, 2.00E+00 per (mg/kg)/day, is the upper-bound slope factor for the High Risk and Persistence Tier. The central-estimate slope factor for this tier is 1.00+00 per (mg/kg)/day.

(E) Region 4 has adopted a Toxicity Equivalency Factor (TEF) methodology for carcinogenic polycyclic aromatic hydrocarbons (cPAHs) and dioxins and furans on the Target Compound List as described in Supplemental Guidance from RAGS:Region 4 Bulletins, Human Health Risk Assessment (Interim Guidance) (November 1995). These TEFs are based on the potency of each compound relative to that of benzo(a)pyrene (BaP) and 2,3,7,8-TCDD. The following TEFs were used to convert each PAH concentration to an equivalent concentration of BaP: (1) benzo(a)pyrene, TEF=1.0; (2) benz(a)anthracene, TEF=0.1; (3) benzo(b)fluoranthene, TEF=0.1; (4) benzo(k)fluoranthene, TEF=0.01; (5) chrysene, TEF=0.001; (6) dibenz(a,h)anthracene, TEF=1.0; (7) indeno(1,2,3-cd)pyrene, TEF=0.1. The following TEFs were used to convert each dioxin and furan concentration to an equivalent concentration of TCDD: (1) 2,3,7,8-TCDD, TEF=1.0; (2) 2,3,7,8-PeCDD, TEF=0.5; (3) 2,3,7,8-HxCdd, TEF=0.1; (4) 2,3,7,8-HpCdd, TEF=0.01; (5) OCDD, TEF=0.001; (6) 2,3,7,8-TCDF, TEF=0.1; (7) 1,2,3,7,8-PeCDF, TEF=0.5; (8) 2,3,4,7,8-PeCDF, TEF=0.05; (9) 2,3,7,8-HxCDF, TEF=0.1; (10) 2,3,7,8-HpCDF, TEF=0.01; and (11) OCDF, TEF=0.001.

(F) The Inhalation Slope Factor was calculated from inhalation unit risk as described in Supplemental Guidance from RAGS: Region 4 Bulletins, Human Health Risk Assessment (Interim Guidance) (November 1995).

(G) The Risk Assessment Program has contacted Superfund and been given provisional values which should be used for DOE-ORR projects. This value should be clearly documented as provisional. For other projects, Superfund Health Risk Technical Support Center should be contacted directly (513)569-7300.

(H) Provisional inhalation toxicity values have been developed by the National Center for Environmental Assessment (NCEA). RAGS: Region 4 Bulletins, Human Health Risk Assessment (Interim Guidance) (November 1995).

(I) Lung clearance classification recommended by the International Commission on Radiological Protection (ICRP): Y = Year, W = Week, D = Day, * = Gas.

(J) Codes used for Classification Weight-of-evidence assigned by EPA are as follows:

A=Known human carcinogen.

B1=Probable human carcinogen based on limited human data.

B2=Probable human carcinogen based on animal data. Human data inadequate or limited.

C=Possible human carcinogen.

D=Cannot be classified because of inadequate data.

E=Evidence that analyte is not carcinogenic.

(W) Withdrawn.

NA = No information available

Note: Blank cells indicate that data are not available or are not appropriate.

Table 4.2 Toxicity values for chronic exposure to noncarcinogens via the ingestion and inhalation exposure routes

Analyte	Oral Reference Dose (mg/kg-day)	Oral Reference Dose Source	Inhalation Reference Dose (mg/kg-day)	Inhalation Reference Concentration (mg/m ³)	Inhalation Reference Concentration Source	RfD basis (vehicle)	Target Organ Critical Effect	Confidence Level	Uncertainty Factor/Modifying Factor
Inorganics									
Aluminum	1.00E+0	I							
Ammonia as nitrogen			2.86E-02	1.00E-01	I		Lung	Medium	(I)UF=30
Antimony (metallic)	4.00E-04	A				Or - water	Liver, Heart, and developmental toxicity	Low	(O)UF=1000
Arsenic, Inorganic	3.00E-04	A				Or - water	Skin	Medium	(O)UF=3
Barium	7.00E-02	A	1.43E-04	5.00E-04	B,C	Or, Inh	Increased blood pressure, baritosis	(O)Medium (I)NA	(O)UF=3, (I) UF=1000
Beryllium and compounds	2.00E-03	A	5.71E-06	2.00E-05	A	Or	Weight loss	Low	(O)UF=100
Bicarbonate									
Boron	9.00E-02	A	5.71E-03	2.00E-02	B				
Bromide									
Cadmium (Diet)	1.00E-03	A	5.71E-05	2.00E-04	I	Or	Renal toxicity, Bone	High	(O)UF=10 (I)UF=NA
Cadmium (Water)	5.00E-04	A	5.71E-05	2.00E-04	I	Or - water	Renal toxicity, Bone	High	(O)UF=10 (I)UF=NA
Cerium									
Chromium (III) (Salts)	1.50E+00	A							
Chromium (VI)	3.00E-03	A	2.86E-05	1.00E-04		Or	GI, lungs	Low	(O)UF=500
Cobalt	6.00E-02	I	5.70E-06	2.00E-05					
Copper	4.00E-02	E							
Fluorine (Soluble Fluoride)	6.00E-02	A							
Gallium									
Iron	3.00E-01	I							
Kjeldahl (total) nitrogen									
Lead And Compounds	1.00E-07	J	2.86E-04	1.00E-03	J	Or	Changes in levels of blood enzymes	(O)Low (I)NA	(O)UF=NA (I)UF=NA
Lithium	2.00E-02								
Manganese (Diet)	1.40E-01	A,D	1.43E-05	5.00E-05	A	Or, Inh	CNS, lungs	Medium	(O)UF=1, (I)UF=1000
Manganese (Water)	4.60E-02	A,D	1.43E-05	5.00E-05	A	Or, Inh	CNS, lungs	Medium	(O)UF=1, (O)MF=3, (I)UF=1000
Mercury, Inorganic Salts	3.00E-04	A,G	8.57E-05	3.00E-04	G	Or, Inh	Kidney, CNS,	(O)High	(O)UF=1000,

Analyte	Oral Reference Dose (mg/kg-day)	Oral Reference Dose Source	Inhalation Reference Dose (mg/kg-day)	Inhalation Reference Concentration (mg/m ³)	Inhalation Reference Concentration Source	RfD basis (vehicle)	Target Organ Critical Effect	Confidence Level	Uncertainty Factor/Modifying Factor
Molybdenum	5.00E-03	A					autoimmune effects	(I) NA	(I)UF=NA
Nickel	2.00E-02	A, K							
Nitrate as nitrogen	1.60E+00	A				Or - water	Methemoglobinemia and vasodilatation	High	(O)UF=1
Nitrite as nitrogen	1.00E-01	A							
Orthophosphate									
Selenium	5.00E-03	A				Or	Clinical selenosis	High	(O)UF=3
Silica									
Silver	5.00E-03	A				Or	Argyria	Low	(O)UF=3
Strontium Sulfate Sulfide	6.00E-01	A							
Tetraoxo-sulfate (1-)									
Thallium (Soluble Salts)									
Thorium									
Tin	6.00E-01	A							
Titanium									
Uranium (Soluble Salts)	3.00E-03	A				Or	Weight loss and nephrotoxicity	Medium	(O)UF=1000
Vanadium, Metallic	7.00E-03	B				Or-water	Kidney, blood	NA	(O)UF=100
Zinc (Metallic)	3.00E-01	A				Or	Lung, GI, and hypochromic microcytic anemia	Medium(O)UF=10	
Zirconium									
Organics									
1,1,2-Trichloroethane	4.00E-03	A	4.00E-03	1.40E-02					
1,1-Dichloroethane	1.00E-01	B	1.43E-01	5.00E-01	B,C				
1,1-Dichloroethene	9.00E-03	A	9.00E-03	3.15E-02		Or, Inh	Kidney, Liver	Medium	(O)UF=1000
1,2-Dichlorobenzene	9.00E-02	A	5.71E-02	2.00E-01	B,C				
1,2-Dichloroethane				1.00E-02					
1,2-Dichloroethene, (Mixed)	9.00E-03	B	9.00E-03	3.15E-02					
1,2-Dichloroethene, <i>cis</i> -	1.00E-02	B	1.00E-02	3.50E-02		Or - water	Decreased hematocrit, liver	NA	(O)UF=NA
1,2-Dichloroethene, <i>trans</i> -	2.00E-02	A	2.00E-02	7.00E-02		Or - water	Increased serum	Low	(O)UF=1000

Analyte	Oral Reference Dose (mg/kg-day)	Oral Reference Dose Source	Inhalation Reference Dose (mg/kg-day)	Inhalation Reference Concentration (mg/m ³)	Inhalation Reference Concentration Source	RfD basis (vehicle)	Target Organ Critical Effect	Confidence Level	Uncertainty Factor/Modifying Factor
1,3,5-Trimethylbenzene	5.00E-02		1.70E-03	5.95E-03			alkaline phosphatase		
1,3-Dichloropropene									
1,4-Dichlorobenzene			2.29E-01	8.00E-01	A				
2,4-Dimethylphenol	2.00E-02	A	2.00E-02	7.00E-02					
2-Butanone	6.00E-01	A	2.86E-01	1.00E+00	A				
4-Bromofluorobenzene									
4-Methyl-2-pentanone	8.00E-02	B	2.29E-02	8.00E-02	B,C				
Acetone	1.00E-01	A	1.00E-01	3.50E-01					
Acrylonitrile	1.00E-03	B	5.71E-04	2.00E-03	A				
Benzene			1.71E-03	5.99E-03					
Bis(2-ethylhexyl)phthalate	2.00E-02	A	2.00E-02	7.00E-02		Or	Liver	Medium	(O)UF=1000
Bromodichloromethane	2.00E-02	A	2.00E-02	7.00E-02					
Bromomethane	1.40E-03	A	1.43E-03	5.00E-03	A				
Butyl Benzyl Phthalate	2.00E-01	A	2.00E-01	7.00E-01		Or	Weight loss in liver and brain	Low	(O)UF=1000
Carbon Tetrachloride	7.00E-04	A	5.71E-04	2.00E-03	H	Or	Liver	Medium	(O)UF=1000 (I)UF=NA
Chlorobenzene	2.00E-02	A	5.71E-03	2.00E-02	B,C				
Chloroethane	4.00E-01		2.86E+00	1.00E+01	A				
Chloroform	1.00E-02	A	1.00E-02	3.50E-02		Or	Liver	Medium	(O)UF=1000
Chloromethane									
Chrysene									
Di-n-butyl phthalate	1.00E-01	A	1.00E-01	3.50E-01					
Dibromochloromethane	2.00E-01	A	2.00E-02	7.00E-02					
Dimethylbenzene	2.00E+00	A	2.00E+00	7.00E+00					
Ethane									
Ethanol									
Ethylbenzene	1.00E-01	A	2.86E-01	1.00E+00	A				
Ethylene									
Fluorene	4.00E-02	A	4.00E-02	1.40E-01		Or	Decreased RBC, blood	Low	(O)UF=3000
Isophorone	2.00E-01	A	2.00E-01	7.00E-01					
Methylene Chloride	6.00E-02	A	8.57E-01	3.00E+00	B	Or - water, Inh	Liver	(O)Medium (I)NA	(O)UF=100 (I)UF=100
Naphthalene	2.00E-02	A	8.57E-04	3.00E-03	A				

Analyte	Oral Reference Dose (mg/kg-day)	Oral Reference Dose Source	Inhalation Reference Dose (mg/kg-day)	Inhalation Reference Concentration (mg/m ³)	Inhalation Reference Concentration Source	RfD basis (vehicle)	Target Organ Critical Effect	Confidence Level	Uncertainty Factor/Modifying Factor
PCB 1254	2.00E-05	A	2.00E-05	7.00E-05		Or	Immune system toxicity	NA	(O)UF=300
Phenanthrene									
Polychlorinated Biphenyl									
Tetrachloroethene	1.00E-02	A	1.71E-01	6.00E-01		Or	Hepatotoxicity, weight gain	Medium	(O)UF=1000
Trichloroethene	6.00E-03	H	6.00E-03	2.10E-02		Or - water	Liver toxicity	NA	NA
Vinyl Chloride									
Xylene, m,p-	2.00E+00	B	2.00E+00	7.00E-01					

Notes: Blank cells indicate that data are not available or are not appropriate; NA=information not readily available at this time; RfD=reference dose; CNS=central nervous system; UF=uncertainty factor; the default value for MF (modifying factor) is one (1); and codes used for RfD basis are Inh=inhalation and Or=oral.

A=Source: Integrated Risk Information System (IRIS) 1998.

B=Source: Health Effects and Environmental Affects Summary Table (HEAST) 1995.

C=This value was derived from methodology that is not current with the interim inhalation methodology used by the RfD/RfC Work Group (see HEAST Table 2 for details). Table 2 lists subchronic and chronic non-cancer toxicity values that are found in Agency documents methods that are not currently practiced by the RfD/RfC Work Group. These values are considered to be adequate provisional values for risk assessment purposes at Superfund and RCRA sites, but are subject to being reviewed by the RfD/RfC Work Group and revised when necessary to reflect current work group practices.

D=IRIS no longer separates manganese values for chronic oral RfDs into water and diet RfDs. The chronic oral RfD is now for the total oral intake of manganese. HEAST manganese values remain separated into subchronic oral RfD (water) and subchronic oral RfD (diet). Since it was necessary to keep the RfD categories for both diet and water on the table to list HEAST values, the IRIS chronic oral RfD for water was changed from 5.00E-03 to 1.40E-01 (the new manganese value for total oral intake) and footnoted "m". The oral toxicity values for 'Manganese (Diet)' are to be used for food uses only while the oral toxicity values for 'Manganese (Water)' are to be used for water and soil uses.

E=HEAST concluded that toxicity data were inadequate for calculation of oral RfDs for copper and substituted the current drinking water standard (MCLG) of 1.3 mg/L.

G=This value was withdrawn from IRIS or HEAST. If this chemical is identified as a risk driver, the risk assessor should consult Region 4 Office of Health Assessment personnel. All withdrawn values should be clearly documented when used in any risk assessment activity.

H=The Risk Assessment Program contacted Superfund and has been given provisional values which should be used for DOE-ORR projects. This value should be clearly documented as provisional. For other projects, contact Superfund Health Risk Technical Support Center.

I=Value taken from *EPA Region III Risk-Based Concentration Table* (EPA 1996).

J=Value used based on guidance from the Kentucky Department of Environmental Protection.

K=This entry was formerly listed as Nickel (metallic) with the CAS number 7440-02-0. The chemical name was changed so that it more accurately indicates the chemicals used in the studies from which the values were derived. Several different nickel salts were used, so the listing of one CAS number is not appropriate and has been replaced with the word VARIOUS. The values remain unchanged. Risk Assessment Program assigns these values to Nickel (metallic), although they are no longer listed with that chemical name.

All withdrawn values should be clearly documented when used in any risk assessment activity.

**Table 4.3 Toxicity values for chronic exposure to carcinogens
via the dermal and external exposure routes**

Analyte	Oral Slope Factor ^a	GI Absorption Factor	Absorbed Slope Factor ^b
Inorganics			
Aluminum		0.1	
Ammonia as nitrogen		0.2	
Antimony (metallic)		0.02	
Arsenic, Inorganic	1.50E+00	0.41	3.66E+00
Barium		0.07	
Beryllium and compounds	4.30E+00	0.01	4.30E+02
Bicarbonate			
Boron		0.9	
Bromide			
Cadmium (Diet)		0.01	
Cadmium (Water)		0.01	
Cerium			
Chromium (III) (Insoluble Salts)		0.005	
Chromium (VI)		0.02	
Cobalt		0.8	
Copper		0.3	
Fluorine (Soluble Fluoride)		0.97	
Gallium			
Iron		0.15	
Kjeldahl (total) nitrogen			
Lead And Compounds		0.15	
Lithium		0.8	
Manganese (Diet)		0.04	
Manganese (Water)		0.04	
Mercury, Inorganic Salts		0.07	
Molybdenum		0.38	
Nickel		0.27	
Nitrate as nitrogen		0.5	
Nitrite as nitrogen		0.5	
Orthophosphate			
Selenium		0.44	
Silica			
Silver		0.18	
Strontium		0.2	
Sulfate		0.2	
Sulfide			
Tetraoxo-sulfate (1-)			
Thallium (Soluble Salts)		0.15	
Thorium		0.01	
Tin		0.1	
Titanium		0.03	
Uranium (Soluble Salts)		0.85	
Vanadium, Metallic		0.01	
Zinc (Metallic)		0.2	
Zirconium		0.8	
Organics			

Analyte	Oral Slope Factor ^a	GI Absorption Factor	Absorbed Slope Factor ^b
1,1,2-Trichloroethane	5.70E-02	0.81	7.04E-02
1,1-Dichloroethane		1	
1,1-Dichloroethene	6.00E-01	1	6.00E-01
1,2-Dichlorobenzene		0.8	
1,2-Dichloroethane	9.10E-02	1	9.10E-02
1,2-Dichloroethene, (Mixed Isomers)		0.8	
1,2-Dichloroethene, cis-		1	
1,2-Dichloroethene, trans-		1	
1,3,5-Trimethylbenzene		0.8	
1,3-Dichloropropene, trans-		0.55	
1,4-Dichlorobenzene	2.40E-02	0.9	2.67E-02
2,4-Dimethylphenol		0.5	
2-Butanone		0.8	
4-Bromofluorobenzene			
4-Methyl-2-pentanone		0.8	
Acetone		0.83	
Acrylonitrile	5.40E-01	0.8	6.75E-01
Benzene	2.90E-02	0.97	2.99E-02
Bis(2-ethylhexyl)phthalate	1.40E-02	0.19	7.37E-02
Bromodichloromethane	6.20E-02	0.98	6.33E-02
Bromomethane		0.8	
Butyl Benzyl Phthalate		0.61	
Carbon Tetrachloride	1.30E-01	0.65	2.00E-01
Chlorobenzene		0.31	
Chloroethane		0.8	
Chloroform	6.10E-03	0.2	3.05E-02
Chloromethane	1.30E-02	0.8	1.63E-02
Chrysene	7.30E-03	0.31	2.35E-02
Di-n-butyl phthalate		1	
Dibromochloromethane	8.40E-02	0.6	1.40E-01
Dimethylbenzene		0.92	
Ethane			
Ethanol			
Ethylbenzene		0.97	
Ethylene			
Fluorene		0.5	
Isophorone	9.50E-04	0.5	1.90E-03
Methylene Chloride	7.50E-03	0.95	7.89E-03
Naphthalene		0.8	
PCB 1254	2.00E+00	0.9	2.22E+00
Phenanthrene		0.73	
Polychlorinated biphenyl	2.00E+00	0.9	2.22E+00
Tetrachloroethene	5.20E-02	1	5.20E-02
Trichloroethene	1.10E-02	0.15	7.33E-02
Vinyl Chloride	1.90E+00	1	1.90E+00
Xylene, m,p-		0.92	
Radionuclides			
			External Exposure Slope Factor ^c
Americium-241	3.28E-10	0.001	4.59E-09

Analyte	Oral Slope Factor ^a	GI Absorption Factor	Absorbed Slope Factor ^b
Cesium-137+D	3.16E-11	0.95	2.09E-06
Cobalt-60	1.89E-11	0.3	9.76E-06
Neptunium-237+D	3.00E-10	0.001	4.62E-07
Plutonium-239	3.16E-10	0.001	1.26E-11
Plutonium-239/240	3.15E-10	0.001	1.87E-11
Radium-226+D	2.96E-10	0.2	6.74E-06
Radon-222+D			
Technetium-99	1.40E-12	0.8	6.19E-13
Thorium-228	6.29E-11	0.0002	5.28E-10
Thorium-230	3.75E-11	0.0002	4.40E-11
Uranium-234	4.44E-11	0.05	2.14E-11
Uranium-235+D	4.70E-11	0.05	2.65E-07
Uranium-235/236	4.21E-11	0.05	1.72E-11
Uranium-238+D	6.20E-11	0.05	6.57E-08

^aThe units for these oral slope factors are (mg/kg-d)⁻¹ for nonradionuclides and (Risk/pCi) for radionuclides. See Table 4.1 for the source of the oral slope factors.

^bThe units for these absorbed dose slope factors are (mg/kg-d)⁻¹ for nonradionuclides. Absorbed cancer slope factors are calculated by dividing the administered cancer slope factor by GI absorption factor; this value is used in the BHHRA to calculate contribution to cancer risk from dermal exposure.

^cThe units for these external exposure slope factors are ((Risk g)/(pCi yr)) for radionuclides.

Note: Blank cells indicate that data are not available or are not appropriate.

**Table 4.4 Toxicity values for chronic exposure to noncarcinogens
via the dermal contact exposure route**

Analyte	Oral Reference Dose ^a	GI Absorption Factor	Absorbed Dose Reference Dose ^b (mg/kg-day)
Inorganics			
Aluminum	1.00E+00	0.1	1.00E-01
Ammonia as nitrogen		0.2	
Antimony (metallic)	4.00E-04	0.02	8.00E-06
Arsenic, Inorganic	3.00E-04	0.41	1.23E-04
Barium	7.00E-02	0.07	4.90E-03
Beryllium and compounds	2.00E-03	0.01	2.00E-05
Bicarbonate			
Boron	9.00E-02	0.9	8.10E-02
Bromide			
Cadmium (Diet)	1.00E-03	0.01	1.00E-05
Cadmium (Water)	5.00E-04	0.01	5.00E-06
Cerium			
Chromium (III) (Insoluble Salts)	1.50E+00	0.005	7.50E-03
Chromium (VI)	3.00E-03	0.02	6.00E-05
Cobalt	6.00E-02	0.8	4.80E-02
Copper	4.00E-02	0.3	1.20E-02
Fluorine (Soluble Fluoride)	6.00E-02	0.97	5.82E-02
Gallium			
Iron	3.00E-01	0.15	4.50E-02
Kjeldahl (total) nitrogen			
Lead And Compounds	1.00E-07	0.15	1.50E-08
Lithium	2.00E-02	0.8	1.60E-02
Manganese (Diet)	1.40E-01	0.04	5.60E-03
Manganese (Water)	4.60E-02	0.04	1.84E-03
Mercury, Inorganic Salts	3.00E-04	0.07	2.10E-05
Molybdenum	5.00E-03	0.38	1.90E-03
Nickel	2.00E-02	0.27	5.40E-03
Nitrate as nitrogen	1.60E+00	0.5	8.00E-01
Nitrite as nitrogen	1.00E-01	0.5	5.00E-02
Orthophosphate			
Selenium	5.00E-03	0.44	2.20E-03
Silica			
Silver	5.00E-03	0.18	9.00E-04
Strontium	6.00E-01	0.2	1.20E-01
Sulfate		0.2	
Sulfide			
Tetraoxo-sulfate (1-)			
Thallium (Soluble Salts)		0.15	
Thorium		0.01	
Tin	6.00E-01	0.1	6.00E-02
Titanium		0.03	
Uranium (Soluble Salts)	3.00E-03	0.85	2.55E-03
Vanadium, Metallic	7.00E-03	0.01	7.00E-05
Zinc (Metallic)	3.00E-01	0.2	6.00E-02

Analyte	Oral Reference Dose ^a	GI Absorption Factor	Absorbed Dose Reference Dose ^b (mg/kg-day)
Zirconium		0.8	
Organics			
1,1,2-Trichloroethane	4.00E-03	0.81	3.24E-03
1,1-Dichloroethane	1.00E-01	1	1.00E-01
1,1-Dichloroethene	9.00E-03	1	9.00E-03
1,2-Dichlorobenzene	9.00E-02	0.8	7.20E-02
1,2-Dichloroethane	1.00E-01	1	1.00E-01
1,2-Dichloroethene, (Mixed Isomers)	9.00E-03	0.8	7.20E-03
1,2-Dichloroethene, cis-	1.00E-02	1	1.00E-02
1,2-Dichloroethene, trans-	2.00E-02	1	2.00E-02
1,3,5-Trimethylbenzene	5.00E-02	0.8	4.00E-02
1,3-Dichloropropene, trans-		0.55	
1,4-Dichlorobenzene		0.9	
2,4-Dimethylphenol	2.00E-02	0.5	1.00E-02
2-Butanone	6.00E-01	0.8	4.80E-01
4-Bromofluorobenzene			
4-Methyl-2-pentanone	8.00E-02	0.8	6.40E-02
Acetone	1.00E-01	0.83	8.30E-02
Acrylonitrile	1.00E-03	0.8	8.00E-04
Benzene		0.97	
Bis(2-ethylhexyl)phthalate	2.00E-02	0.19	3.80E-03
Bromodichloromethane	2.00E-02	0.98	1.96E-02
Bromomethane	1.40E-03	0.8	1.12E-03
Butyl Benzyl Phthalate	2.00E-01	0.61	1.22E-01
Carbon Tetrachloride	7.00E-04	0.65	4.55E-04
Chlorobenzene	2.00E-02	0.31	6.20E-03
Chloroethane	4.00E-01	0.8	3.20E-01
Chloroform	1.00E-02	0.2	2.00E-03
Chloromethane		0.8	
Chrysene		0.31	
Di-n-butyl phthalate	1.00E-01	1	1.00E-01
Dibromochloromethane	2.00E-02	0.6	1.20E-02
Dimethylbenzene	2.00E+00	0.92	1.84E+00
Ethane			
Ethanol			
Ethylbenzene	1.00E-01	0.97	9.70E-02
Ethylene			
Fluorene	4.00E-02	0.5	2.00E-02
Isophorone	2.00E-01	0.5	1.00E-01
Methylene Chloride	6.00E-02	0.95	5.70E-02
Naphthalene	2.00E-02	0.8	1.60E-02
PCB 1254	2.00E-05	0.9	1.80E-05
Phenanthrene		0.73	
Polychlorinated biphenyl		0.9	
Tetrachloroethene	1.00E-02	1	1.00E-02
Trichloroethene	6.00E-03	0.15	9.00E-04
Vinyl Chloride		1	

Analyte	Oral Reference Dose ^a	GI Absorption Factor	Absorbed Dose Reference Dose ^b (mg/kg-day)
Xylene, m,p-	2.00E+00	0.92	1.84E+00

^aSee Table 4.2 for the source of the administered reference dose; this value is equivalent to the reference dose for the oral route of exposure in Table 4.2.

^bAbsorbed reference doses are calculated by multiplying the administered reference dose by the GI absorption factor; this value is used in the BHHRA to calculate contribution to systemic toxicity from dermal exposure.

Notes: Blank cells indicate that data are not available or are not appropriate.

Table 5.1 Systemic toxicity for the future worker

----- AREA_CODE=a MEDIA=RGA Groundwater -----

Analyte	Direct ingestion	Dermal contact while showering	Inh. of volatiles while showering	Chemical Total	% of Total
Aluminum	9.83E-03	3.57E-04		1.02E-02	0.00
Arsenic	1.16E-01	1.03E-03		1.17E-01	0.01
Barium	1.91E-02	9.92E-04		2.01E-02	0.00
Chromium	1.45E-01	2.63E-02		1.71E-01	0.01
Fluoride	5.02E-02	1.88E-04		5.04E-02	0.00
Iron	7.14E-02	1.73E-03		7.31E-02	0.01
Manganese	3.36E-02	3.05E-03		3.66E-02	0.00
Tetraoxo-sulfate(1-)					
Thallium					
Vanadium	2.08E-01	7.53E-02		2.83E-01	0.02
Zinc	5.99E-04	1.09E-05		6.10E-04	0.00
1,1-Dichloroethene	2.61E-02	8.43E-04	1.43E-02	4.12E-02	0.00
Carbon tetrachloride	1.96E+00	2.41E-01	1.31E+00	3.52E+00	0.24
Chloroform	1.96E-03	3.16E-04	1.07E-03	3.34E-03	0.00
Tetrachloroethene	2.25E-01	3.02E-01	7.17E-03	5.34E-01	0.04
Trichloroethene	7.50E+02	2.90E+02	4.10E+02	1.45E+03	99.65
cis-1,2-Dichloroethene	1.00E-01	3.63E-03	5.47E-02	1.58E-01	0.01
trans-1,2-Dichloroethene	7.36E-02	2.86E-04	4.02E-02	1.14E-01	0.01
Cesium-137					
Neptunium-237					
Technetium-99					
Thorium-230					
Pathway Total	7.53E+02	2.91E+02	4.11E+02	1.46E+03	
Fraction of Total	5.18E-01	2.00E-01	2.82E-01		

----- AREA_CODE=a MEDIA=UCRS Groundwater -----

Analyte	Direct ingestion	Dermal contact while showering	Inh. of volatiles while showering	Chemical Total	% of Total
Aluminum	2.23E-02	8.08E-04		2.31E-02	0.00
Antimony	6.82E-01	1.24E-01		8.06E-01	0.01
Arsenic	9.03E-02	7.99E-04		9.11E-02	0.00
Barium	6.68E-03	3.46E-04		7.02E-03	0.00
Beryllium	2.72E-03	9.87E-04		3.71E-03	0.00
Chromium	4.63E-02	8.41E-03		5.47E-02	0.00
Cobalt	3.26E-04	1.48E-06		3.28E-04	0.00
Iron	1.10E-01	2.66E-03		1.12E-01	0.00
Lead	6.75E+03	1.63E+02		6.91E+03	96.33
Manganese	1.22E-02	1.11E-03		1.33E-02	0.00
Nickel	4.44E-02	5.97E-04		4.50E-02	0.00
Silica					
Tetraoxo-sulfate(1-)					
Uranium	5.22E-02	2.23E-04		5.24E-02	0.00
Vanadium	1.33E-01	4.84E-02		1.82E-01	0.00
Zinc	6.49E-04	1.18E-05		6.61E-04	0.00
1,1-Dichloroethene	1.74E-03	5.62E-05	9.50E-04	2.75E-03	0.00
Bis(2-ethylhexyl)phthalate	4.89E-04	2.19E-04		7.08E-04	0.00
Chloroform	1.27E-02	2.05E-03	6.95E-03	2.17E-02	0.00
Trichloroethene	1.35E+02	5.24E+01	7.39E+01	2.62E+02	3.64
cis-1,2-Dichloroethene	1.27E-01	4.62E-03	6.95E-02	2.01E-01	0.00
trans-1,2-Dichloroethene	2.11E-02	8.21E-05	1.15E-02	3.27E-02	0.00
Neptunium-237					
Radon-222					
Technetium-99					
Pathway Total	6.89E+03	2.16E+02	7.40E+01	7.18E+03	
Fraction of Total	9.60E-01	3.01E-02	1.03E-02		

Table 5.1 Systemic toxicity for the future worker (continued)

----- AREA_CODE=b MEDIA=McNairy Groundwater -----

Analyte	Direct ingestion	Dermal contact while showering	Inh. of volatiles while showering	Chemical Total	% of Total
Aluminum	8.24E-03	2.99E-04		8.54E-03	0.17
Antimony	2.62E+00	4.75E-01		3.09E+00	61.90
Nitrate as Nitrogen	4.24E-03	3.08E-05		4.27E-03	0.09
Silica					
Tetraoxo-sulfate(1-)					
Trichloroethene	9.78E-01	3.79E-01	5.34E-01	1.89E+00	37.84
Technetium-99					
Pathway Total	3.61E+00	8.54E-01	5.34E-01	5.00E+00	
Fraction of Total	7.22E-01	1.71E-01	1.07E-01		

----- AREA_CODE=b MEDIA=RGA Groundwater -----

Analyte	Direct ingestion	Dermal contact while showering	Inh. of volatiles while showering	Chemical Total	% of Total
Aluminum	1.49E-02	5.42E-04		1.55E-02	0.00
Arsenic	1.09E-01	9.66E-04		1.10E-01	0.00
Barium	3.04E-02	1.58E-03		3.20E-02	0.00
Beryllium	3.15E-02	1.14E-02		4.29E-02	0.00
Cadmium	1.70E-01	6.16E-02		2.31E-01	0.01
Chromium	1.11E-01	2.02E-02		1.32E-01	0.00
Cobalt	4.32E-03	1.96E-05		4.34E-03	0.00
Fluoride	2.55E-02	9.53E-05		2.56E-02	0.00
Iron	1.66E-01	4.02E-03		1.70E-01	0.00
Lead	4.05E+03	9.79E+01		4.14E+03	99.74
Manganese	8.47E-02	7.69E-03		9.24E-02	0.00
Mercury	9.78E-03	5.07E-04		1.03E-02	0.00
Nitrate as Nitrogen	1.01E-02	7.35E-05		1.02E-02	0.00
Selenium	8.23E-03	6.79E-05		8.30E-03	0.00
Silica					
Sulfate					
Tetraoxo-sulfate(1-)					
Tin	2.45E-03	8.91E-05		2.54E-03	0.00
Uranium	2.04E-02	8.73E-05		2.05E-02	0.00
Vanadium	5.59E-02	2.03E-02		7.62E-02	0.00
Zinc	8.96E-04	1.63E-05		9.12E-04	0.00
1,1,2-Trichloroethane	4.89E-03	1.84E-04	2.67E-03	7.75E-03	0.00
1,1-Dichloroethene	1.41E-03	4.57E-05	7.72E-04	2.23E-03	0.00
1,2-Dichloroethane			2.06E-03	2.06E-03	0.00
Acetone	1.85E-03	4.60E-06	1.01E-03	2.86E-03	0.00
Carbon tetrachloride	2.24E-01	2.75E-02	1.50E-01	4.01E-01	0.01
Chlorobenzene	9.78E-04	4.70E-04	1.87E-03	3.32E-03	0.00
Chloroform	1.37E-02	2.21E-03	7.48E-03	2.34E-02	0.00
Di-n-butyl phthalate	7.83E-04	3.27E-04		1.11E-03	0.00
Ethane					
Ethylene					
Methylene chloride	3.63E-04	6.24E-06	1.39E-05	3.83E-04	0.00
Tetrachloroethene	3.13E-01	4.21E-01	9.98E-03	7.44E-01	0.02
Trichloroethene	3.98E+00	1.54E+00	2.17E+00	7.69E+00	0.19
Vinyl chloride					
cis-1,2-Dichloroethene	6.38E-01	2.32E-02	3.48E-01	1.01E+00	0.02
Americium-241					
Cesium-137					
Cobalt-60					
Plutonium-239					
Radium-226					
Radon-222					

Table 5.1 Systemic toxicity for the future worker (continued)

----- AREA_CODE=b MEDIA=RGa Groundwater -----
(continued)

Analyte	Direct ingestion	Dermal contact while showering	Inh. of volatiles while showering	Chemical Total	% of Total
Technetium-99					
Thorium-230					
Uranium-234					
Uranium-235					
Uranium-235/236					
Uranium-238					
Pathway Total	4.05E+03	1.00E+02	2.70E+00	4.15E+03	
Fraction of Total	9.75E-01	2.41E-02	6.49E-04		

----- AREA_CODE=b MEDIA=UCRS Groundwater -----

Analyte	Direct ingestion	Dermal contact while showering	Inh. of volatiles while showering	Chemical Total	% of Total
Aluminum	2.45E-02	8.91E-04		2.54E-02	0.01
Arsenic	5.92E-01	5.24E-03		5.97E-01	0.22
Barium	2.44E-02	1.27E-03		2.57E-02	0.01
Beryllium	1.96E-03	7.10E-04		2.67E-03	0.00
Cadmium	1.25E-01	4.55E-02		1.71E-01	0.06
Chromium	1.22E-01	2.21E-02		1.44E-01	0.05
Cobalt	1.22E-03	5.55E-06		1.23E-03	0.00
Fluoride	4.22E-02	1.58E-04		4.23E-02	0.02
Iron	1.07E-01	2.59E-03		1.10E-01	0.04
Lead	1.76E+02	4.26E+00		1.80E+02	65.96
Manganese	5.40E-02	4.90E-03		5.89E-02	0.02
Mercury	9.78E-03	5.07E-04		1.03E-02	0.00
Molybdenum	1.96E-02	1.87E-04		1.98E-02	0.01
Nickel	1.53E-01	2.05E-03		1.55E-01	0.06
Nitrate as Nitrogen	3.98E-03	2.89E-05		4.01E-03	0.00
Selenium	5.12E-03	4.22E-05		5.16E-03	0.00
Silica					
Sulfate					
Tetraoxo-sulfate(1-)					
Thallium					
Tin	4.24E-04	1.54E-05		4.39E-04	0.00
Uranium	2.47E-02	1.05E-04		2.48E-02	0.01
Vanadium	1.37E-01	4.96E-02		1.86E-01	0.07
Zinc	6.31E-04	1.14E-05		6.42E-04	0.00
1,1-Dichloroethene	2.82E-03	9.13E-05	1.54E-03	4.46E-03	0.00
1,2-Dichloroethene	9.11E-03	4.42E-05	4.98E-03	1.41E-02	0.01
2,4-Dimethylphenol	1.40E-03	1.12E-03	7.64E-04	3.28E-03	0.00
Benzene			2.44E-02	2.44E-02	0.01
Chloroethane	5.21E-03	1.89E-04	3.98E-04	5.79E-03	0.00
Di-n-butyl phthalate	5.58E-05	2.33E-05		7.91E-05	0.00
Dimethylbenzene	3.52E-05	1.32E-05	1.92E-05	6.76E-05	0.00
Ethane					
Ethylbenzene	8.51E-05	2.36E-05	1.63E-05	1.25E-04	0.00
Ethylene					
Isophorone	2.09E-04	6.69E-06		2.16E-04	0.00
Trichloroethene	4.64E+01	1.80E+01	2.53E+01	8.97E+01	32.81
Vinyl chloride					
cis-1,2-Dichloroethene	1.09E+00	3.97E-02	5.97E-01	1.73E+00	0.63
trans-1,2-Dichloroethene	2.50E-03	9.70E-06	1.36E-03	3.87E-03	0.00
Americium-241					
Cobalt-60					
Neptunium-237					

Table 5.1 Systemic toxicity for the future worker (continued)

----- AREA_CODE=b MEDIA=UCRS Groundwater -----
(continued)

Analyte	Direct ingestion	Dermal contact while showering	Inh. of volatiles while showering	Chemical Total	% of Total
Plutonium-239					
Radium-226					
Radon-222					
Technetium-99					
Uranium-234					
Uranium-235					
Uranium-235/236					
Uranium-238					
Pathway Total	2.25E+02	2.24E+01	2.60E+01	2.73E+02	
Fraction of Total	8.23E-01	8.19E-02	9.50E-02		

----- AREA_CODE=c MEDIA=RGA Groundwater -----

Analyte	Direct ingestion	Dermal contact while showering	Inh. of volatiles while showering	Chemical Total	% of Total
Aluminum	3.67E-02	1.33E-03		3.80E-02	1.47
Barium	1.61E-02	8.36E-04		1.70E-02	0.66
Chromium	6.81E-01	1.24E-01		8.05E-01	31.21
Iron	2.20E-01	5.33E-03		2.25E-01	8.74
Manganese	6.39E-02	5.80E-03		6.97E-02	2.70
Molybdenum	7.26E-02	6.94E-04		7.33E-02	2.84
Silica Sulfate					
Tetraoxo-sulfate(1-)					
Zinc	1.09E-03	1.98E-05		1.11E-03	0.04
1,1-Dichloroethene	9.99E-03	3.23E-04	5.46E-03	1.58E-02	0.61
Chloroform	4.89E-03	7.90E-04	2.67E-03	8.35E-03	0.32
Trichloroethene	6.81E-01	2.64E-01	3.72E-01	1.32E+00	51.02
cis-1,2-Dichloroethene	6.05E-03	2.20E-04	3.31E-03	9.58E-03	0.37
Radon-222					
Technetium-99					
Pathway Total	1.79E+00	4.03E-01	3.83E-01	2.58E+00	
Fraction of Total	6.95E-01	1.56E-01	1.49E-01		

----- AREA_CODE=c MEDIA=UCRS Groundwater -----

Analyte	Direct ingestion	Dermal contact while showering	Inh. of volatiles while showering	Chemical Total	% of Total
Aluminum	1.79E-02	6.50E-04		1.85E-02	8.50
Barium	9.25E-03	4.80E-04		9.73E-03	4.46
Iron	6.20E-02	1.50E-03		6.35E-02	29.09
Manganese	2.79E-02	2.54E-03		3.05E-02	13.96
Silica					
Tetraoxo-sulfate(1-)					
Vanadium	4.65E-02	1.69E-02		6.34E-02	29.03
Zinc	7.39E-04	1.34E-05		7.52E-04	0.34
Benzene			3.13E-03	3.13E-03	1.43
Chloroform	1.17E-02	1.89E-03	6.41E-03	2.00E-02	9.18
Trichloroethene	4.52E-03	1.75E-03	2.47E-03	8.73E-03	4.00
Technetium-99					
Pathway Total	1.81E-01	2.57E-02	1.20E-02	2.18E-01	

Table 5.1 Systemic toxicity for the future worker (continued)

----- AREA_CODE=c MEDIA=UCRS Groundwater -----
(continued)

Analyte	Direct ingestion	Dermal contact while showering	Inh. of volatiles while showering	Chemical Total	% of Total
Fraction of Total	8.27E-01	1.18E-01	5.50E-02		

----- AREA_CODE=d MEDIA=McNairy Groundwater -----

Analyte	Direct ingestion	Dermal contact while showering	Inh. of volatiles while showering	Chemical Total	% of Total
Silica					
Tetraoxo-sulfate(1-)					
Thallium					
Zinc	4.53E-03	8.22E-05		4.61E-03	46.61
Trichloroethene	2.73E-03	1.06E-03	1.49E-03	5.28E-03	53.39
Pathway Total	7.26E-03	1.14E-03	1.49E-03	9.90E-03	
Fraction of Total	7.34E-01	1.15E-01	1.51E-01		

----- AREA_CODE=d MEDIA=Other Groundwater -----

Analyte	Direct ingestion	Dermal contact while showering	Inh. of volatiles while showering	Chemical Total	% of Total
Methylene chloride	8.15E-04	1.40E-05	3.12E-05	8.61E-04	100.0
Pathway Total	8.15E-04	1.40E-05	3.12E-05	8.61E-04	
Fraction of Total	9.47E-01	1.63E-02	3.62E-02		

----- AREA_CODE=d MEDIA=RGAs Groundwater -----

Analyte	Direct ingestion	Dermal contact while showering	Inh. of volatiles while showering	Chemical Total	% of Total
Aluminum	1.22E-02	4.42E-04		1.26E-02	0.00
Arsenic	1.30E-01	1.15E-03		1.31E-01	0.00
Barium	3.48E-02	1.80E-03		3.66E-02	0.00
Chromium	1.14E-01	2.07E-02		1.35E-01	0.00
Cobalt	3.86E-03	1.75E-05		3.88E-03	0.00
Fluoride	2.61E-02	9.78E-05		2.62E-02	0.00
Iron	6.63E-02	1.60E-03		6.79E-02	0.00
Lead	6.58E+03	1.59E+02		6.74E+03	99.95
Manganese	2.47E-01	2.24E-02		2.70E-01	0.00
Silica					
Tetraoxo-sulfate(1-)					
Tin	1.30E-02	4.74E-04		1.35E-02	0.00
Uranium	7.37E-03	3.15E-05		7.40E-03	0.00
Vanadium	8.80E-02	3.19E-02		1.20E-01	0.00
Zinc	6.79E-04	1.23E-05		6.91E-04	0.00
Bis(2-ethylhexyl)phthalate	9.78E-04	4.37E-04		1.42E-03	0.00
Butyl benzyl phthalate	4.89E-05	2.08E-05		6.97E-05	0.00
Di-n-butyl phthalate	7.16E-04	2.99E-04		1.01E-03	0.00
Dimethylbenzene	3.93E-04	1.47E-04	2.15E-04	7.55E-04	0.00
Ethylbenzene	3.87E-03	1.07E-03	7.41E-04	5.69E-03	0.00
Methylene chloride	6.74E-03	1.16E-04	2.58E-04	7.11E-03	0.00

Table 5.1 Systemic toxicity for the future worker (continued)

----- AREA_CODE=d MEDIA=RGa Groundwater -----
(continued)

Analyte	Direct ingestion	Dermal contact while showering	Inh. of volatiles while showering	Chemical Total	% of Total
Tetrachloroethene	4.89E-03	6.57E-03	1.56E-04	1.16E-02	0.00
Trichloroethene	1.39E+00	5.40E-01	7.62E-01	2.70E+00	0.04
cis-1,2-Dichloroethene	2.84E-02	1.03E-03	1.55E-02	4.49E-02	0.00
Americium-241					
Cesium-137					
Cobalt-60					
Plutonium-239					
Radium-226					
Radon-222					
Technetium-99					
Uranium-234					
Uranium-238					
Pathway Total	6.59E+03	1.60E+02	7.78E-01	6.75E+03	
Fraction of Total	9.76E-01	2.37E-02	1.15E-04		

----- AREA_CODE=d MEDIA=UCRS Groundwater -----

Analyte	Direct ingestion	Dermal contact while showering	Inh. of volatiles while showering	Chemical Total	% of Total
Aluminum	4.58E-02	1.66E-03		4.75E-02	0.00
Ammonia as Nitrogen					
Antimony	6.29E-01	1.14E-01		7.43E-01	0.02
Arsenic	1.20E-01	1.06E-03		1.21E-01	0.00
Barium	3.56E-02	1.85E-03		3.75E-02	0.00
Beryllium	8.32E-03	3.02E-03		1.13E-02	0.00
Cadmium	2.35E-01	8.52E-02		3.20E-01	0.01
Chromium	9.19E-02	1.67E-02		1.09E-01	0.00
Cobalt	3.96E-03	1.80E-05		3.98E-03	0.00
Fluoride	3.59E-02	1.34E-04		3.61E-02	0.00
Iron	2.46E+00	5.95E-02		2.52E+00	0.07
Kjeldahl Nitrogen					
Lead	3.38E+03	8.18E+01		3.46E+03	99.24
Manganese	5.74E+00	5.21E-01		6.26E+00	0.18
Mercury	3.42E-03	1.77E-04		3.60E-03	0.00
Nickel	1.68E-02	2.26E-04		1.70E-02	0.00
Nitrate as Nitrogen	1.14E-02	8.24E-05		1.14E-02	0.00
Nitrate/Nitrite	2.41E-02	1.75E-04		2.43E-02	0.00
Orthophosphate					
Selenium	6.50E-03	5.36E-05		6.55E-03	0.00
Silica					
Strontium	2.10E-02	3.81E-04		2.14E-02	0.00
Sulfate					
Sulfide					
Tetraoxo-sulfate(1-)					
Uranium	1.11E-01	4.74E-04		1.12E-01	0.00
Vanadium	2.68E-01	9.74E-02		3.66E-01	0.01
Zinc	7.17E-04	1.30E-05		7.30E-04	0.00
1,1-Dichloroethene	1.64E-02	5.28E-04	8.93E-03	2.58E-02	0.00
1,2-Dichloroethane			3.74E-03	3.74E-03	0.00
1,2-Dichloroethene	2.72E-03	1.32E-05	1.48E-03	4.22E-03	0.00
Benzene			1.56E-02	1.56E-02	0.00
Dimethylbenzene	6.79E-04	2.54E-04	3.71E-04	1.30E-03	0.00
Ethylbenzene	9.67E-03	2.68E-03	1.85E-03	1.42E-02	0.00
Fluorene	1.12E-03	1.99E-03	6.10E-04	3.72E-03	0.00
Methylene chloride	9.90E-04	1.70E-05	3.78E-05	1.04E-03	0.00

Table 5.1 Systemic toxicity for the future worker (continued)

----- AREA_CODE=d MEDIA=UCRS Groundwater -----
(continued)

Analyte	Direct ingestion	Dermal contact while showering	Inh. of volatiles while showering	Chemical Total	% of Total
Naphthalene	3.56E-03	1.11E-03	4.54E-02	5.00E-02	0.00
Phenanthrene					
Trichloroethene	8.14E+00	3.15E+00	4.44E+00	1.57E+01	0.45
cis-1,2-Dichloroethene	7.21E-03	2.62E-04	3.94E-03	1.14E-02	0.00
Neptunium-237					
Radon-222					
Technetium-99					
Thorium-228					
Uranium-234					
Uranium-235					
Uranium-238					
Pathway Total	3.40E+03	8.58E+01	4.53E+00	3.49E+03	
Fraction of Total	9.74E-01	2.46E-02	1.30E-03		

----- AREA_CODE=e MEDIA=McNairy Groundwater -----

Analyte	Direct ingestion	Dermal contact while showering	Inh. of volatiles while showering	Chemical Total	% of Total
Aluminum	8.69E-03	3.15E-04		9.00E-03	0.28
Arsenic	4.73E-01	4.18E-03		4.77E-01	14.83
Barium	3.89E-02	2.02E-03		4.10E-02	1.27
Beryllium	5.00E-02	1.81E-02		6.81E-02	2.12
Cadmium	4.11E-01	1.49E-01		5.60E-01	17.42
Chromium	3.99E-01	7.24E-02		4.71E-01	14.66
Cobalt	6.32E-03	2.87E-05		6.35E-03	0.20
Fluoride	4.99E-02	1.87E-04		5.00E-02	1.56
Iron	4.88E-01	1.18E-02		4.99E-01	15.53
Manganese	1.07E-01	9.71E-03		1.17E-01	3.63
Nickel	2.58E-02	3.47E-04		2.62E-02	0.81
Silica					
Sulfate					
Tetraoxo-sulfate(1-)					
Uranium	1.62E-02	6.93E-05		1.63E-02	0.51
Vanadium	6.33E-01	2.30E-01		8.63E-01	26.83
Zinc	5.27E-03	9.57E-05		5.37E-03	0.17
Trichloroethene	3.02E-03	1.17E-03	1.65E-03	5.84E-03	0.18
Radon-222					
Technetium-99					
Pathway Total	2.71E+00	4.99E-01	1.65E-03	3.22E+00	
Fraction of Total	8.44E-01	1.55E-01	5.13E-04		

----- AREA_CODE=e MEDIA=RGa Groundwater -----

Analyte	Direct ingestion	Dermal contact while showering	Inh. of volatiles while showering	Chemical Total	% of Total
Aluminum	6.20E-03	2.25E-04		6.42E-03	0.12
Arsenic	8.21E-02	7.27E-04		8.28E-02	1.52
Barium	2.60E-02	1.35E-03		2.73E-02	0.50
Beryllium	2.92E-02	1.06E-02		3.99E-02	0.73
Cadmium	3.16E-01	1.15E-01		4.30E-01	7.92
Cobalt	4.32E-03	1.96E-05		4.34E-03	0.08

Table 5.1 Systemic toxicity for the future worker (continued)

----- AREA_CODE=e MEDIA=RGa Groundwater -----
(continued)

Analyte	Direct ingestion	Dermal contact while showering	Inh. of volatiles while showering	Chemical Total	% of Total
Copper	9.42E-03	1.14E-04		9.53E-03	0.18
Fluoride	2.58E-02	9.64E-05		2.59E-02	0.48
Iron	9.18E-02	2.22E-03		9.40E-02	1.73
Manganese	1.42E-02	1.29E-03		1.55E-02	0.28
Molybdenum	5.76E-02	5.50E-04		5.81E-02	1.07
Silica					
Silver	7.06E-02	1.42E-03		7.21E-02	1.33
Sulfate					
Tetraoxo-sulfate(1-)					
Thallium					
Uranium	4.22E-03	1.80E-05		4.24E-03	0.08
Vanadium	1.14E-01	4.14E-02		1.55E-01	2.86
Zinc	1.16E-03	2.10E-05		1.18E-03	0.02
2-Butanone	2.77E-03	1.37E-05	3.18E-03	5.97E-03	0.11
Dimethylbenzene	2.94E-05	1.10E-05	1.60E-05	5.64E-05	0.00
Trichloroethene	2.27E+00	8.80E-01	1.24E+00	4.40E+00	80.91
trans-1,2-Dichloroethene	2.45E-03	9.51E-06	1.34E-03	3.79E-03	0.07
Cobalt-60					
Radon-222					
Technetium-99					
Thorium-230					
Pathway Total	3.13E+00	1.06E+00	1.25E+00	5.43E+00	
Fraction of Total	5.76E-01	1.94E-01	2.29E-01		

----- AREA_CODE=e MEDIA=UCRS Groundwater -----

Analyte	Direct ingestion	Dermal contact while showering	Inh. of volatiles while showering	Chemical Total	% of Total
Aluminum	4.15E-02	1.51E-03		4.31E-02	2.67
Arsenic	1.06E-01	9.40E-04		1.07E-01	6.63
Barium	6.19E-02	3.21E-03		6.51E-02	4.03
Chromium	1.49E-01	2.71E-02		1.76E-01	10.91
Fluoride	8.78E-02	3.28E-04		8.81E-02	5.46
Iron	1.47E-01	3.56E-03		1.51E-01	9.34
Manganese	1.32E-02	1.20E-03		1.44E-02	0.89
Nickel	7.92E-02	1.07E-03		8.03E-02	4.97
Silica					
Sulfate					
Tetraoxo-sulfate(1-)					
Vanadium	6.47E-01	2.35E-01		8.82E-01	54.62
Zinc	3.39E-03	6.15E-05		3.45E-03	0.21
Trichloroethene	2.14E-03	8.27E-04	1.17E-03	4.13E-03	0.26
Radon-222					
Pathway Total	1.34E+00	2.75E-01	1.17E-03	1.61E+00	
Fraction of Total	8.29E-01	1.70E-01	7.23E-04		

----- AREA_CODE=f MEDIA=McNairy Groundwater -----

Analyte	Direct ingestion	Dermal contact while showering	Inh. of volatiles while showering	Chemical Total	% of Total
Barium	2.43E-02	1.26E-03		2.55E-02	86.94

Table 5.1 Systemic toxicity for the future worker (continued)

----- AREA_CODE=f MEDIA=McNairy Groundwater -----
(continued)

Analyte	Direct ingestion	Dermal contact while showering	Inh. of volatiles while showering	Chemical Total	% of Total
Tetraoxo-sulfate(1-)					
Zinc	3.77E-03	6.84E-05		3.84E-03	13.06
Pathway Total	2.81E-02	1.33E-03		2.94E-02	
Fraction of Total	9.55E-01	4.52E-02			

----- AREA_CODE=f MEDIA=RGA Groundwater -----

Analyte	Direct ingestion	Dermal contact while showering	Inh. of volatiles while showering	Chemical Total	% of Total
Aluminum	5.25E-03	1.90E-04		5.44E-03	0.14
Arsenic	8.48E-02	7.51E-04		8.55E-02	2.20
Barium	3.96E-02	2.05E-03		4.16E-02	1.07
Cadmium	5.70E-01	2.07E-01		7.77E-01	19.94
Chromium	2.72E-01	4.93E-02		3.21E-01	8.24
Copper	7.25E-03	8.77E-05		7.34E-03	0.19
Iron	4.23E-02	1.02E-03		4.33E-02	1.11
Manganese	1.52E-02	1.38E-03		1.66E-02	0.43
Silica					
Sulfate					
Tetraoxo-sulfate(1-)					
Vanadium	1.03E-01	3.72E-02		1.40E-01	3.59
Zinc	5.88E-04	1.07E-05		5.99E-04	0.02
1,1-Dichloroethene	6.15E-03	1.99E-04	3.36E-03	9.71E-03	0.25
1,2-Dichloroethene	1.52E-02	7.39E-05	8.31E-03	2.36E-02	0.61
Bis(2-ethylhexyl)phthalate	1.37E-02	6.12E-03		1.98E-02	0.51
Carbon tetrachloride	8.39E-03	1.03E-03	5.62E-03	1.50E-02	0.39
Trichloroethene	1.23E+00	4.76E-01	6.72E-01	2.38E+00	61.04
cis-1,2-Dichloroethene	7.33E-03	2.66E-04	4.00E-03	1.16E-02	0.30
Plutonium-239					
Radon-222					
Technetium-99					
Pathway Total	2.42E+00	7.83E-01	6.93E-01	3.90E+00	
Fraction of Total	6.21E-01	2.01E-01	1.78E-01		

----- AREA_CODE=f MEDIA=UCRS Groundwater -----

Analyte	Direct ingestion	Dermal contact while showering	Inh. of volatiles while showering	Chemical Total	% of Total
Aluminum	6.75E-02	2.45E-03		6.99E-02	20.99
Barium	1.69E-02	8.77E-04		1.78E-02	5.34
Iron	1.33E-01	3.22E-03		1.36E-01	40.95
Manganese	1.64E-02	1.49E-03		1.79E-02	5.36
Silica					
Tetraoxo-sulfate(1-)					
Vanadium	6.22E-02	2.26E-02		8.48E-02	25.45
Zinc	2.04E-03	3.69E-05		2.07E-03	0.62
Trichloroethene	2.22E-03	8.60E-04	1.21E-03	4.29E-03	1.29
Radon-222					
Technetium-99					
Pathway Total	3.00E-01	3.15E-02	1.21E-03	3.33E-01	
Fraction of Total	9.02E-01	9.46E-02	3.64E-03		

Table 5.1 Systemic toxicity for the future worker (continued)

----- AREA_CODE=g MEDIA=McNairy Groundwater -----

Analyte	Direct ingestion	Dermal contact while showering	Inh. of volatiles while showering	Chemical Total	% of Total
Arsenic	8.15E-02	7.22E-04		8.23E-02	70.49
Mercury	3.27E-02	1.70E-03		3.44E-02	29.51
Silica					
Tetraoxo-sulfate(1-)					
Neptunium-237					
Plutonium-239					
Radium-226					
Pathway Total	1.14E-01	2.42E-03		1.17E-01	
Fraction of Total	9.79E-01	2.07E-02			

----- AREA_CODE=g MEDIA=RGA Groundwater -----

Analyte	Direct ingestion	Dermal contact while showering	Inh. of volatiles while showering	Chemical Total	% of Total
Aluminum	1.47E-02	5.34E-04		1.52E-02	0.00
Arsenic	8.18E-02	7.24E-04		8.25E-02	0.00
Cadmium	2.35E-01	8.52E-02		3.20E-01	0.00
Chromium	2.62E-01	4.76E-02		3.10E-01	0.00
Iron	9.74E-02	2.36E-03		9.98E-02	0.00
Lead	6.54E+03	1.58E+02		6.70E+03	99.99
Manganese	1.24E-02	1.13E-03		1.35E-02	0.00
Nickel	6.41E-02	8.62E-04		6.50E-02	0.00
Silica					
Tetraoxo-sulfate(1-)					
Zinc	1.77E-03	3.21E-05		1.80E-03	0.00
Trichloroethene	1.63E-03	6.31E-04	8.91E-04	3.15E-03	0.00
Neptunium-237					
Radium-226					
Radon-222					
Technetium-99					
Thorium-230					
Pathway Total	6.54E+03	1.58E+02	8.91E-04	6.70E+03	
Fraction of Total	9.76E-01	2.36E-02	1.33E-07		

----- AREA_CODE=g MEDIA=UCRS Groundwater -----

Analyte	Direct ingestion	Dermal contact while showering	Inh. of volatiles while showering	Chemical Total	% of Total
Aluminum	9.11E-03	3.31E-04		9.45E-03	1.34
Chromium	2.93E-01	5.32E-02		3.46E-01	49.13
Manganese	1.25E-01	1.14E-02		1.36E-01	19.36
Nitrate as Nitrogen	1.76E-02	1.28E-04		1.78E-02	2.52
Silica					
Tetraoxo-sulfate(1-)					
Vanadium	1.42E-01	5.16E-02		1.94E-01	27.50
Zinc	1.08E-03	1.96E-05		1.10E-03	0.16
Neptunium-237					
Plutonium-239					
Radium-226					
Radon-222					
Technetium-99					
Pathway Total	5.88E-01	1.17E-01		7.05E-01	

Table 5.1 Systemic toxicity for the future worker (continued)

----- AREA_CODE=g MEDIA=UCRS Groundwater -----
(continued)

Analyte	Direct ingestion	Dermal contact while showering	Inh. of volatiles while showering	Chemical Total	% of Total
Fraction of Total	8.35E-01	1.65E-01			

----- AREA_CODE=h MEDIA=McNairy Groundwater -----

Analyte	Direct ingestion	Dermal contact while showering	Inh. of volatiles while showering	Chemical Total	% of Total
Fluoride	5.22E-02	1.95E-04		5.24E-02	100.0
Silica					
Tetraoxo-sulfate(1-)					
Radium-226					
Radon-222					
Thorium-230					
Pathway Total	5.22E-02	1.95E-04		5.24E-02	
Fraction of Total	9.96E-01	3.73E-03			

----- AREA_CODE=h MEDIA=Other Groundwater -----

Analyte	Direct ingestion	Dermal contact while showering	Inh. of volatiles while showering	Chemical Total	% of Total
Antimony	1.06E+00	1.93E-01		1.26E+00	66.42
Barium	7.83E-03	4.06E-04		8.24E-03	0.44
Chromium	9.04E-02	1.64E-02		1.07E-01	5.65
Fluoride	2.15E-01	8.05E-04		2.16E-01	11.43
Iron	1.43E-02	3.46E-04		1.46E-02	0.77
Manganese	6.64E-03	6.03E-04		7.25E-03	0.38
Mercury	9.38E-03	4.86E-04		9.86E-03	0.52
Nickel	2.83E-02	3.81E-04		2.87E-02	1.52
Nitrate as Nitrogen	1.79E-02	1.30E-04		1.80E-02	0.95
Silica					
Tetraoxo-sulfate(1-)					
Thallium					
Vanadium	1.65E-01	5.97E-02		2.24E-01	11.87
Zinc	6.32E-04	1.15E-05		6.44E-04	0.03
Neptunium-237					
Radium-226					
Radon-222					
Thorium-230					
Pathway Total	1.62E+00	2.72E-01		1.89E+00	
Fraction of Total	8.56E-01	1.44E-01			

----- AREA_CODE=h MEDIA=RGA Groundwater -----

Analyte	Direct ingestion	Dermal contact while showering	Inh. of volatiles while showering	Chemical Total	% of Total
Aluminum	2.26E-02	8.20E-04		2.34E-02	2.11
Arsenic	9.08E-02	8.04E-04		9.16E-02	8.23
Barium	1.30E-02	6.72E-04		1.36E-02	1.23

Table 5.1 Systemic toxicity for the future worker (continued)

----- AREA_CODE=h MEDIA=RGa Groundwater -----
(continued)

Analyte	Direct ingestion	Dermal contact while showering	Inh. of volatiles while showering	Chemical Total	% of Total
Chromium	4.54E-01	8.25E-02		5.37E-01	48.25
Iron	2.38E-01	5.76E-03		2.44E-01	21.93
Manganese	9.75E-03	8.85E-04		1.06E-02	0.96
Nitrate as Nitrogen	4.60E-02	3.34E-04		4.63E-02	4.16
Tetraoxo-sulfate(1-)					
Uranium	1.00E-02	4.28E-05		1.01E-02	0.90
Vanadium	9.44E-02	3.43E-02		1.29E-01	11.57
Trichloroethene	1.95E-03	7.53E-04	1.06E-03	3.76E-03	0.34
cis-1,2-Dichloroethene	2.35E-03	8.52E-05	1.28E-03	3.72E-03	0.33
Radon-222					
Technetium-99					
Pathway Total	9.83E-01	1.27E-01	2.35E-03	1.11E+00	
Fraction of Total	8.84E-01	1.14E-01	2.11E-03		

----- AREA_CODE=h MEDIA=UCRS Groundwater -----

Analyte	Direct ingestion	Dermal contact while showering	Inh. of volatiles while showering	Chemical Total	% of Total
Aluminum	1.60E-02	5.83E-04		1.66E-02	4.92
Barium	8.24E-03	4.27E-04		8.66E-03	2.56
Iron	4.91E-02	1.19E-03		5.03E-02	14.88
Manganese	9.59E-03	8.71E-04		1.05E-02	3.09
Nickel	1.63E-01	2.19E-03		1.65E-01	48.87
Nitrate as Nitrogen	1.00E-02	7.26E-05		1.01E-02	2.98
Silica					
Tetraoxo-sulfate(1-)					
Vanadium	5.59E-02	2.03E-02		7.62E-02	22.53
Zinc	5.87E-04	1.07E-05		5.98E-04	0.18
Radon-222					
Pathway Total	3.13E-01	2.56E-02		3.38E-01	
Fraction of Total	9.24E-01	7.58E-02			

----- AREA_CODE=i MEDIA=McNairy Groundwater -----

Analyte	Direct ingestion	Dermal contact while showering	Inh. of volatiles while showering	Chemical Total	% of Total
Manganese	1.54E-01	1.40E-02		1.68E-01	32.07
Silica					
Tetraoxo-sulfate(1-)					
Vanadium	2.61E-01	9.49E-02		3.56E-01	67.93
Pathway Total	4.16E-01	1.09E-01		5.25E-01	
Fraction of Total	7.92E-01	2.08E-01			

Table 5.1 Systemic toxicity for the future worker (continued)

----- AREA_CODE=i MEDIA=RGA Groundwater -----

Analyte	Direct ingestion	Dermal contact while showering	Inh. of volatiles while showering	Chemical Total	% of Total
Aluminum	1.09E-02	3.97E-04		1.13E-02	0.23
Antimony	2.04E+00	3.70E-01		2.41E+00	49.28
Arsenic	8.81E-02	7.80E-04		8.88E-02	1.82
Barium	1.41E-02	7.33E-04		1.49E-02	0.30
Beryllium	3.89E-02	1.41E-02		5.30E-02	1.09
Bicarbonate					
Boron	2.87E-02	1.16E-04		2.89E-02	0.59
Cadmium	7.71E-02	2.80E-02		1.05E-01	2.15
Cerium					
Chromium	8.58E-01	1.56E-01		1.01E+00	20.75
Cobalt	4.68E-03	2.12E-05		4.70E-03	0.10
Copper	7.33E-03	8.87E-05		7.42E-03	0.15
Fluoride	3.40E-02	1.27E-04		3.41E-02	0.70
Gallium					
Iron	9.64E-02	2.33E-03		9.87E-02	2.02
Lithium	1.96E-02	8.88E-05		1.97E-02	0.40
Manganese	2.89E-02	2.62E-03		3.15E-02	0.65
Mercury	4.30E-03	2.23E-04		4.53E-03	0.09
Nickel	3.68E-02	4.94E-04		3.72E-02	0.76
Selenium	4.92E-03	4.06E-05		4.96E-03	0.10
Silica					
Silver	4.11E-02	8.28E-04		4.19E-02	0.86
Sulfate					
Tetraoxo-sulfate(1-)					
Thorium					
Titanium					
Uranium	3.74E-03	1.60E-05		3.75E-03	0.08
Vanadium	9.98E-02	3.62E-02		1.36E-01	2.79
Zinc	1.84E-03	3.34E-05		1.87E-03	0.04
Zirconium					
1,2-Dichlorobenzene	6.20E-06	1.72E-06	5.33E-06	1.32E-05	0.00
1,2-Dichloroethene	1.48E-03	7.18E-06	8.08E-04	2.29E-03	0.05
1,3,5-Trimethylbenzene	3.91E-05	4.33E-05	6.29E-04	7.11E-04	0.01
1,4-Dichlorobenzene			1.45E-06	1.45E-06	0.00
4-Bromofluorobenzene					
4-Methyl-2-pentanone	9.77E-04	1.46E-05	1.87E-03	2.86E-03	0.06
Acetone	7.93E-04	1.97E-06	4.33E-04	1.23E-03	0.03
Acrylonitrile	9.78E-02	6.22E-04	9.35E-02	1.92E-01	3.93
Benzene			3.13E-03	3.13E-03	0.06
Bis(2-ethylhexyl)phthalate	2.60E-03	1.16E-03		3.76E-03	0.08
Bromomethane	6.99E-03	1.11E-04	3.74E-03	1.08E-02	0.22
Carbazole					
Chloroform	1.96E-03	3.16E-04	1.07E-03	3.34E-03	0.07
Chloromethane					
Chrysene					
Di-n-butyl phthalate	5.50E-04	2.29E-04		7.79E-04	0.02
Dimethylbenzene	1.47E-05	5.48E-06	8.02E-06	2.82E-05	0.00
Ethanol					
Ethylbenzene	9.78E-05	2.71E-05	1.87E-05	1.44E-04	0.00
Methylene chloride	5.80E-04	9.98E-06	2.22E-05	6.12E-04	0.01
PCB-1254	2.07E-01	2.89E-01		4.96E-01	10.15
Polychlorinated biphenyl					

Table 5.1 Systemic toxicity for the future worker (continued)

----- AREA_CODE=i MEDIA=RGa Groundwater -----
(continued)

Analyte	Direct ingestion	Dermal contact while showering	Inh. of volatiles while showering	Chemical Total	% of Total
Tetrachloroethene	1.96E-03	2.63E-03	6.23E-05	4.65E-03	0.10
Trichloroethene	6.66E-03	2.58E-03	3.64E-03	1.29E-02	0.26
Vinyl chloride					
m,p-Xylene	2.67E-07	9.98E-08	1.46E-07	5.13E-07	0.00
trans-1,3-Dichloropropene					
Americium-241					
Cesium-137					
Cobalt-60					
Radium-226					
Radon-222					
Technetium-99					
Pathway Total	3.87E+00	9.09E-01	1.09E-01	4.88E+00	
Fraction of Total	7.91E-01	1.86E-01	2.23E-02		

----- AREA_CODE=i MEDIA=UCRS Groundwater -----

Analyte	Direct ingestion	Dermal contact while showering	Inh. of volatiles while showering	Chemical Total	% of Total
Aluminum	4.97E-02	1.81E-03		5.15E-02	0.00
Antimony	3.55E-01	6.45E-02		4.20E-01	0.01
Arsenic	2.16E-01	1.91E-03		2.18E-01	0.00
Barium	4.10E-02	2.13E-03		4.32E-02	0.00
Cadmium	1.29E-01	4.69E-02		1.76E-01	0.00
Chromium	9.32E-02	1.69E-02		1.10E-01	0.00
Cobalt	4.16E-03	1.89E-05		4.18E-03	0.00
Copper	6.91E-02	8.36E-04		6.99E-02	0.00
Fluoride	1.44E-01	5.39E-04		1.44E-01	0.00
Iron	1.80E-01	4.36E-03		1.85E-01	0.00
Lead	5.61E+03	1.36E+02		5.75E+03	99.96
Manganese	2.82E-01	2.56E-02		3.07E-01	0.01
Mercury	3.94E-03	2.04E-04		4.15E-03	0.00
Nickel	2.62E-02	3.52E-04		2.65E-02	0.00
Silica					
Silver	3.68E-02	7.41E-04		3.75E-02	0.00
Sulfate					
Tetraoxo-sulfate(1-)					
Thallium					
Uranium	3.68E-02	1.57E-04		3.69E-02	0.00
Vanadium	4.23E-01	1.54E-01		5.77E-01	0.01
Zinc	9.45E-03	1.71E-04		9.62E-03	0.00
Benzene			7.71E-03	7.71E-03	0.00
Bromodichloromethane	1.24E-03	2.66E-05	6.76E-04	1.94E-03	0.00
Chloroform	2.79E-03	4.51E-04	1.52E-03	4.77E-03	0.00
Dibromochloromethane	9.78E-04	2.31E-05	5.34E-04	1.54E-03	0.00
Ethanol					
Methylene chloride	7.03E-04	1.21E-05	2.69E-05	7.42E-04	0.00
Trichloroethene	5.56E-03	2.15E-03	3.04E-03	1.07E-02	0.00
Cesium-137					
Cobalt-60					
Radium-226					
Radon-222					
Technetium-99					
Pathway Total	5.61E+03	1.36E+02	1.35E-02	5.75E+03	
Fraction of Total	9.76E-01	2.37E-02	2.35E-06		

Table 5.1 Systemic toxicity for the future worker (continued)

----- AREA_CODE=j MEDIA=McNairy Groundwater -----

Analyte	Direct ingestion	Dermal contact while showering	Inh. of volatiles while showering	Chemical Total	% of Total
Aluminum	2.00E-02	7.25E-04		2.07E-02	0.50
Arsenic	2.79E+00	2.47E-02		2.81E+00	67.65
Manganese	6.42E-01	5.83E-02		7.01E-01	16.87
Molybdenum Sulfate	6.16E-01	5.89E-03		6.22E-01	14.98
Pathway Total	4.06E+00	8.96E-02		4.15E+00	
Fraction of Total	9.78E-01	2.16E-02			

----- AREA_CODE=j MEDIA=RGA Groundwater -----

Analyte	Direct ingestion	Dermal contact while showering	Inh. of volatiles while showering	Chemical Total	% of Total
Aluminum	3.32E-02	1.21E-03		3.44E-02	2.64
Arsenic	1.40E-01	1.24E-03		1.41E-01	10.83
Iron	1.52E-01	3.67E-03		1.55E-01	11.91
Manganese	5.01E-01	4.55E-02		5.46E-01	41.92
Molybdenum Sulfate	2.43E-01	2.32E-03		2.45E-01	18.78
Thallium					
Vanadium	1.33E-01	4.84E-02		1.82E-01	13.93
Pathway Total	1.20E+00	1.02E-01		1.30E+00	
Fraction of Total	9.22E-01	7.84E-02			

----- AREA_CODE=k MEDIA=Other Groundwater -----

Analyte	Direct ingestion	Dermal contact while showering	Inh. of volatiles while showering	Chemical Total	% of Total
Aluminum	8.15E-02	2.96E-03		8.44E-02	0.00
Ammonia as Nitrogen					
Antimony	1.28E+00	2.32E-01		1.51E+00	0.01
Arsenic	8.82E-02	7.81E-04		8.90E-02	0.00
Barium	1.35E-02	6.98E-04		1.42E-02	0.00
Beryllium	2.91E-02	1.06E-02		3.97E-02	0.00
Cadmium	3.13E-01	1.14E-01		4.27E-01	0.00
Chromium	8.81E-02	1.60E-02		1.04E-01	0.00
Cobalt	8.60E-03	3.90E-05		8.64E-03	0.00
Fluoride	6.28E-02	2.35E-04		6.30E-02	0.00
Iron	5.28E+00	1.28E-01		5.41E+00	0.04
Kjeldahl Nitrogen					
Lead	1.50E+04	3.63E+02		1.54E+04	99.93
Manganese	2.50E+00	2.27E-01		2.73E+00	0.02
Mercury	3.53E-03	1.83E-04		3.71E-03	0.00
Nickel	4.74E-02	6.38E-04		4.81E-02	0.00
Nitrate as Nitrogen	8.35E-03	6.07E-05		8.41E-03	0.00
Silica					
Strontium Sulfate Sulfide	9.86E-03	1.79E-04		1.00E-02	0.00
Tetraoxo-sulfate(1-)					
Tin	8.50E-05	3.08E-06		8.80E-05	0.00
Uranium	1.08E-02	4.63E-05		1.09E-02	0.00

Table 5.1 Systemic toxicity for the future worker (continued)

----- AREA_CODE=k MEDIA=Other Groundwater -----
(continued)

Analyte	Direct ingestion	Dermal contact while showering	Inh. of volatiles while showering	Chemical Total	% of Total
Vanadium	1.91E-01	6.95E-02		2.61E-01	0.00
Zinc	3.18E-03	5.77E-05		3.24E-03	0.00
1,1-Dichloroethane	1.65E-03	5.32E-05	6.29E-04	2.33E-03	0.00
1,1-Dichloroethene	2.90E-02	9.38E-04	1.59E-02	4.58E-02	0.00
1,2-Dichloroethene	1.04E-01	5.04E-04	5.67E-02	1.61E-01	0.00
Acetone	4.89E-03	1.22E-05	2.67E-03	7.58E-03	0.00
Di-n-butyl phthalate	5.45E-04	2.27E-04		7.72E-04	0.00
Methylene chloride	7.25E-04	1.25E-05	2.77E-05	7.65E-04	0.00
Naphthalene	6.60E-03	2.07E-03	8.42E-02	9.28E-02	0.00
Phenanthrene					
Trichloroethene	5.30E-02	2.05E-02	2.89E-02	1.02E-01	0.00
Vinyl chloride					
cis-1,2-Dichloroethene	9.32E-02	3.38E-03	5.09E-02	1.47E-01	0.00
Neptunium-237					
Radium-226					
Radon-222					
Technetium-99					
Thorium-228					
Uranium-234					
Uranium-235					
Uranium-238					
Pathway Total	1.50E+04	3.64E+02	2.40E-01	1.54E+04	
Fraction of Total	9.76E-01	2.37E-02	1.56E-05		

----- AREA_CODE=l MEDIA=McNairy Groundwater -----

Analyte	Direct ingestion	Dermal contact while showering	Inh. of volatiles while showering	Chemical Total	% of Total
Aluminum	3.76E-03	1.36E-04		3.89E-03	0.09
Antimony	2.29E+00	4.16E-01		2.71E+00	65.75
Nitrate as Nitrogen	3.90E-03	2.83E-05		3.92E-03	0.10
Silica					
Tetraoxo-sulfate(1-)					
Thallium					
Zinc	4.00E-03	7.26E-05		4.07E-03	0.10
Trichloroethene	7.23E-01	2.80E-01	3.95E-01	1.40E+00	33.96
Technetium-99					
Pathway Total	3.03E+00	6.96E-01	3.95E-01	4.12E+00	
Fraction of Total	7.35E-01	1.69E-01	9.59E-02		

----- AREA_CODE=l MEDIA=Other Groundwater -----

Analyte	Direct ingestion	Dermal contact while showering	Inh. of volatiles while showering	Chemical Total	% of Total
Methylene chloride	8.15E-04	1.40E-05	3.12E-05	8.61E-04	100.0
Pathway Total	8.15E-04	1.40E-05	3.12E-05	8.61E-04	
Fraction of Total	9.47E-01	1.63E-02	3.62E-02		

Table 5.1 Systemic toxicity for the future worker (continued)

----- AREA_CODE=1 MEDIA=RGA Groundwater -----

Analyte	Direct ingestion	Dermal contact while showering	Inh. of volatiles while showering	Chemical Total	% of Total
Aluminum	1.57E-02	5.69E-04		1.62E-02	0.00
Arsenic	1.06E-01	9.40E-04		1.07E-01	0.00
Barium	3.28E-02	1.70E-03		3.45E-02	0.00
Beryllium	2.90E-02	1.05E-02		3.95E-02	0.00
Cadmium	1.84E-01	6.69E-02		2.51E-01	0.01
Chromium	1.85E-01	3.36E-02		2.19E-01	0.00
Cobalt	4.21E-03	1.91E-05		4.22E-03	0.00
Fluoride	3.97E-02	1.48E-04		3.98E-02	0.00
Iron	1.72E-01	4.17E-03		1.77E-01	0.00
Lead	4.84E+03	1.17E+02		4.96E+03	98.91
Manganese	8.42E-02	7.64E-03		9.18E-02	0.00
Mercury	9.78E-03	5.07E-04		1.03E-02	0.00
Molybdenum	5.66E-02	5.41E-04		5.71E-02	0.00
Nitrate as Nitrogen	8.55E-03	6.21E-05		8.62E-03	0.00
Selenium	7.40E-03	6.10E-05		7.46E-03	0.00
Silica					
Sulfate					
Tetraoxo-sulfate(1-)					
Thallium					
Tin	3.76E-03	1.37E-04		3.90E-03	0.00
Uranium	1.53E-02	6.53E-05		1.54E-02	0.00
Vanadium	6.23E-02	2.26E-02		8.49E-02	0.00
Zinc	8.95E-04	1.63E-05		9.12E-04	0.00
1,1,2-Trichloroethane	4.89E-03	1.84E-04	2.67E-03	7.75E-03	0.00
1,1-Dichloroethene	7.07E-02	2.28E-03	3.86E-02	1.12E-01	0.00
1,2-Dichloroethane			2.06E-03	2.06E-03	0.00
Acetone	1.60E-03	3.97E-06	8.71E-04	2.47E-03	0.00
Bis(2-ethylhexyl)phthalate	9.78E-04	4.37E-04		1.42E-03	0.00
Butyl benzyl phthalate	4.89E-05	2.08E-05		6.97E-05	0.00
Carbon tetrachloride	2.24E+00	2.75E-01	1.50E+00	4.01E+00	0.08
Chlorobenzene	9.78E-04	4.70E-04	1.87E-03	3.32E-03	0.00
Chloroform	1.37E-02	2.21E-03	7.48E-03	2.34E-02	0.00
Di-n-butyl phthalate	1.29E-03	5.39E-04		1.83E-03	0.00
Dimethylbenzene	3.70E-03	1.38E-03	2.02E-03	7.11E-03	0.00
Ethane					
Ethylbenzene	4.16E-02	1.15E-02	7.96E-03	6.11E-02	0.00
Ethylene					
Methylene chloride	2.04E-03	3.50E-05	7.79E-05	2.15E-03	0.00
Tetrachloroethene	3.13E-01	4.21E-01	9.98E-03	7.44E-01	0.01
Trichloroethene	2.27E+01	8.80E+00	1.24E+01	4.40E+01	0.88
Vinyl chloride					
cis-1,2-Dichloroethene	2.23E+00	8.09E-02	1.22E+00	3.53E+00	0.07
trans-1,2-Dichloroethene	5.87E-01	2.28E-03	3.21E-01	9.10E-01	0.02
Americium-241					
Cesium-137					
Cobalt-60					
Neptunium-237					
Plutonium-239					
Radium-226					
Radon-222					
Technetium-99					
Thorium-230					
Uranium-234					
Uranium-235					
Uranium-235/236					
Uranium-238					
Pathway Total	4.87E+03	1.27E+02	1.55E+01	5.01E+03	
Fraction of Total	9.72E-01	2.53E-02	3.10E-03		

Table 5.1 Systemic toxicity for the future worker (continued)

----- AREA_CODE=1 MEDIA=UCRS Groundwater -----

Analyte	Direct ingestion	Dermal contact while showering	Inh. of volatiles while showering	Chemical Total	% of Total
Aluminum	2.58E-02	9.36E-04		2.67E-02	0.00
Ammonia as Nitrogen					
Antimony	6.82E-01	1.24E-01		8.06E-01	0.02
Arsenic	4.64E-01	4.11E-03		4.68E-01	0.01
Barium	4.12E-02	2.14E-03		4.33E-02	0.00
Beryllium	8.32E-03	3.02E-03		1.13E-02	0.00
Cadmium	1.54E-01	5.60E-02		2.10E-01	0.00
Chromium	1.12E-01	2.04E-02		1.33E-01	0.00
Cobalt	3.95E-03	1.79E-05		3.97E-03	0.00
Fluoride	3.76E-02	1.41E-04		3.78E-02	0.00
Iron	1.55E-01	3.76E-03		1.59E-01	0.00
Kjeldahl Nitrogen					
Lead	4.56E+03	1.10E+02		4.67E+03	97.57
Manganese	1.12E-01	1.01E-02		1.22E-01	0.00
Mercury	9.78E-03	5.07E-04		1.03E-02	0.00
Molybdenum	1.96E-02	1.87E-04		1.98E-02	0.00
Nickel	6.59E-02	8.86E-04		6.68E-02	0.00
Nitrate as Nitrogen	5.17E-03	3.75E-05		5.20E-03	0.00
Nitrate/Nitrite	1.28E-02	9.30E-05		1.29E-02	0.00
Orthophosphate					
Selenium	5.09E-03	4.20E-05		5.13E-03	0.00
Silica					
Strontium	2.10E-02	3.81E-04		2.14E-02	0.00
Sulfate					
Sulfide					
Tetraoxo-sulfate(1-)					
Thallium					
Tin	4.24E-04	1.54E-05		4.39E-04	0.00
Uranium	3.82E-02	1.63E-04		3.84E-02	0.00
Vanadium	1.08E-01	3.93E-02		1.48E-01	0.00
Zinc	5.90E-04	1.07E-05		6.01E-04	0.00
1,1-Dichloroethene	2.17E-01	7.02E-03	1.19E-01	3.43E-01	0.01
1,2-Dichloroethane			3.74E-03	3.74E-03	0.00
1,2-Dichloroethene	4.10E-03	1.99E-05	2.24E-03	6.37E-03	0.00
2,4-Dimethylphenol	2.15E-03	1.72E-03	1.18E-03	5.05E-03	0.00
Benzene			2.44E-02	2.44E-02	0.00
Bis(2-ethylhexyl)phthalate	4.89E-04	2.19E-04		7.08E-04	0.00
Chloroethane	2.01E-02	7.28E-04	1.53E-03	2.23E-02	0.00
Chloroform	1.66E-02	2.69E-03	9.08E-03	2.84E-02	0.00
Di-n-butyl phthalate	9.59E-05	4.00E-05		1.36E-04	0.00
Dimethylbenzene	4.16E-03	1.56E-03	2.27E-03	7.99E-03	0.00
Ethane					
Ethylbenzene	4.70E-02	1.30E-02	8.99E-03	6.90E-02	0.00
Ethylene					
Fluorene	9.65E-04	1.72E-03	5.27E-04	3.21E-03	0.00
Isophorone	2.46E-04	7.87E-06		2.54E-04	0.00
Methylene chloride	1.66E-03	2.86E-05	6.36E-05	1.75E-03	0.00
Naphthalene	6.90E-03	2.16E-03	8.80E-02	9.70E-02	0.00
Phenanthrene					
Trichloroethene	5.44E+01	2.11E+01	2.97E+01	1.05E+02	2.20
Vinyl chloride					
cis-1,2-Dichloroethene	4.79E+00	1.74E-01	2.62E+00	7.59E+00	0.16
trans-1,2-Dichloroethene	2.45E-01	9.51E-04	1.34E-01	3.79E-01	0.01
Americium-241					
Cobalt-60					
Neptunium-237					
Plutonium-239					
Radium-226					
Radon-222					
Technetium-99					

Table 5.1 Systemic toxicity for the future worker (continued)

----- AREA_CODE=1 MEDIA=UCRS Groundwater -----
(continued)

Analyte	Direct ingestion	Dermal contact while showering	Inh. of volatiles while showering	Chemical Total	% of Total
Thorium-228					
Uranium-234					
Uranium-235					
Uranium-235/236					
Uranium-238					
Pathway Total	4.62E+03	1.32E+02	3.27E+01	4.78E+03	
Fraction of Total	9.66E-01	2.76E-02	6.84E-03		

----- AREA_CODE=m MEDIA=McNairy Groundwater -----

Analyte	Direct ingestion	Dermal contact while showering	Inh. of volatiles while showering	Chemical Total	% of Total
Aluminum	6.42E-03	2.33E-04		6.66E-03	0.25
Arsenic	1.84E-01	1.63E-03		1.86E-01	7.01
Barium	2.78E-02	1.44E-03		2.92E-02	1.10
Beryllium	3.33E-02	1.21E-02		4.54E-02	1.72
Cadmium	3.62E-01	1.31E-01		4.93E-01	18.63
Chromium	2.69E-01	4.89E-02		3.18E-01	12.03
Cobalt	4.91E-03	2.23E-05		4.94E-03	0.19
Fluoride	4.45E-02	1.66E-04		4.46E-02	1.69
Iron	9.82E-01	2.38E-02		1.01E+00	38.01
Manganese	1.02E-01	9.26E-03		1.11E-01	4.20
Mercury	1.12E-02	5.80E-04		1.18E-02	0.44
Molybdenum	7.07E-02	6.75E-04		7.14E-02	2.70
Nickel	2.05E-02	2.76E-04		2.08E-02	0.79
Silica					
Sulfate					
Tetraoxo-sulfate(1-)					
Uranium	6.36E-03	2.72E-05		6.39E-03	0.24
Vanadium	2.09E-01	7.59E-02		2.85E-01	10.77
Zinc	1.28E-03	2.33E-05		1.31E-03	0.05
Trichloroethene	2.47E-03	9.56E-04	1.35E-03	4.77E-03	0.18
Neptunium-237					
Plutonium-239					
Radium-226					
Radon-222					
Technetium-99					
Thorium-230					
Pathway Total	2.34E+00	3.07E-01	1.35E-03	2.65E+00	
Fraction of Total	8.83E-01	1.16E-01	5.10E-04		

----- AREA_CODE=m MEDIA=Other Groundwater -----

Analyte	Direct ingestion	Dermal contact while showering	Inh. of volatiles while showering	Chemical Total	% of Total
Aluminum	3.42E-02	1.24E-03		3.54E-02	0.00
Ammonia as Nitrogen					
Antimony	8.75E-01	1.59E-01		1.03E+00	0.01
Arsenic	8.64E-02	7.65E-04		8.71E-02	0.00
Barium	1.42E-02	7.35E-04		1.49E-02	0.00
Beryllium	1.34E-02	4.85E-03		1.82E-02	0.00

Table 5.1 Systemic toxicity for the future worker (continued)

----- AREA_CODE=m MEDIA=Other Groundwater -----
(continued)

Analyte	Direct ingestion	Dermal contact while showering	Inh. of volatiles while showering	Chemical Total	% of Total
Cadmium	3.13E-01	1.14E-01		4.27E-01	0.00
Chromium	8.69E-02	1.58E-02		1.03E-01	0.00
Cobalt	1.04E-02	4.71E-05		1.04E-02	0.00
Fluoride	1.01E-01	3.79E-04		1.02E-01	0.00
Iron	1.51E+00	3.66E-02		1.55E+00	0.01
Kjeldahl Nitrogen					
Lead	1.20E+04	2.90E+02		1.23E+04	99.96
Manganese	8.47E-01	7.69E-02		9.24E-01	0.01
Mercury	5.91E-03	3.07E-04		6.22E-03	0.00
Nickel	3.10E-02	4.16E-04		3.14E-02	0.00
Nitrate as Nitrogen	1.25E-02	9.09E-05		1.26E-02	0.00
Silica					
Strontium	9.86E-03	1.79E-04		1.00E-02	0.00
Sulfate					
Sulfide					
Tetraoxo-sulfate(1-)					
Thallium					
Tin	8.50E-05	3.08E-06		8.80E-05	0.00
Uranium	8.98E-03	3.83E-05		9.02E-03	0.00
Vanadium	1.52E-01	5.53E-02		2.08E-01	0.00
Zinc	1.49E-03	2.71E-05		1.52E-03	0.00
1,1-Dichloroethane	1.63E-03	5.26E-05	6.22E-04	2.30E-03	0.00
1,1-Dichloroethene	2.87E-02	9.26E-04	1.57E-02	4.52E-02	0.00
1,2-Dichloroethene	1.04E-01	5.04E-04	5.67E-02	1.61E-01	0.00
Acetone	4.89E-03	1.22E-05	2.67E-03	7.58E-03	0.00
Di-n-butyl phthalate	5.45E-04	2.27E-04		7.72E-04	0.00
Methylene chloride	7.25E-04	1.25E-05	2.77E-05	7.65E-04	0.00
Naphthalene	6.60E-03	2.07E-03	8.42E-02	9.28E-02	0.00
Phenanthrene					
Trichloroethene	3.95E-02	1.53E-02	2.16E-02	7.64E-02	0.00
Vinyl chloride					
cis-1,2-Dichloroethene	8.82E-02	3.20E-03	4.82E-02	1.40E-01	0.00
Neptunium-237					
Radium-226					
Radon-222					
Technetium-99					
Thorium-228					
Thorium-230					
Uranium-234					
Uranium-235					
Uranium-238					
Pathway Total	1.20E+04	2.91E+02	2.30E-01	1.23E+04	
Fraction of Total	9.76E-01	2.37E-02	1.87E-05		

----- AREA_CODE=m MEDIA=RGA Groundwater -----

Analyte	Direct ingestion	Dermal contact while showering	Inh. of volatiles while showering	Chemical Total	% of Total
Aluminum	7.65E-03	2.78E-04		7.93E-03	0.00
Antimony	1.93E+00	3.50E-01		2.28E+00	0.04
Arsenic	8.59E-02	7.60E-04		8.66E-02	0.00
Barium	1.37E-02	7.11E-04		1.44E-02	0.00
Beryllium	3.50E-02	1.27E-02		4.77E-02	0.00
Bicarbonate					
Boron	2.87E-02	1.16E-04		2.89E-02	0.00

Table 5.1 Systemic toxicity for the future worker (continued)

----- AREA_CODE=m MEDIA=RGa Groundwater -----
(continued)

Analyte	Direct ingestion	Dermal contact while showering	Inh. of volatiles while showering	Chemical Total	% of Total
Cadmium	1.96E-01	7.10E-02		2.67E-01	0.01
Cerium					
Chromium	5.88E-01	1.07E-01		6.95E-01	0.01
Cobalt	4.63E-03	2.10E-05		4.65E-03	0.00
Copper	7.17E-03	8.68E-05		7.26E-03	0.00
Fluoride	2.74E-02	1.03E-04		2.75E-02	0.00
Gallium					
Iron	8.09E-02	1.96E-03		8.28E-02	0.00
Lead	4.98E+03	1.21E+02		5.10E+03	99.87
Lithium	1.96E-02	8.88E-05		1.97E-02	0.00
Manganese	2.25E-02	2.04E-03		2.45E-02	0.00
Mercury	4.05E-03	2.10E-04		4.26E-03	0.00
Molybdenum	5.61E-02	5.36E-04		5.66E-02	0.00
Nickel	3.19E-02	4.29E-04		3.23E-02	0.00
Nitrate as Nitrogen	6.03E-03	4.38E-05		6.08E-03	0.00
Selenium	4.97E-03	4.10E-05		5.01E-03	0.00
Silica					
Silver	4.47E-02	9.02E-04		4.56E-02	0.00
Sulfate					
Tetraoxo-sulfate(1-)					
Thallium					
Thorium					
Titanium					
Uranium	3.75E-03	1.60E-05		3.76E-03	0.00
Vanadium	8.83E-02	3.21E-02		1.20E-01	0.00
Zinc	1.84E-03	3.34E-05		1.87E-03	0.00
Zirconium					
1,1-Dichloroethene	2.17E-02	7.02E-04	1.19E-02	3.43E-02	0.00
1,2-Dichlorobenzene	6.20E-06	1.72E-06	5.33E-06	1.32E-05	0.00
1,2-Dichloroethene	2.12E-03	1.03E-05	1.16E-03	3.29E-03	0.00
1,3,5-Trimethylbenzene	3.91E-05	4.33E-05	6.29E-04	7.11E-04	0.00
1,4-Dichlorobenzene			1.45E-06	1.45E-06	0.00
2-Butanone	1.88E-04	9.29E-07	2.15E-04	4.04E-04	0.00
4-Bromofluorobenzene					
4-Methyl-2-pentanone	1.10E-03	1.65E-05	2.11E-03	3.23E-03	0.00
Acetone	1.10E-03	2.73E-06	6.00E-04	1.70E-03	0.00
Acrylonitrile	9.78E-02	6.22E-04	9.35E-02	1.92E-01	0.00
Benzene			3.13E-03	3.13E-03	0.00
Bis(2-ethylhexyl)phthalate	2.92E-03	1.31E-03		4.23E-03	0.00
Bromomethane	6.99E-03	1.11E-04	3.74E-03	1.08E-02	0.00
Carbazole					
Carbon tetrachloride	8.39E-03	1.03E-03	5.62E-03	1.50E-02	0.00
Chloroform	1.96E-03	3.16E-04	1.07E-03	3.34E-03	0.00
Chloromethane					
Chrysene					
Di-n-butyl phthalate	5.82E-04	2.43E-04		8.25E-04	0.00
Dimethylbenzene	2.94E-05	1.10E-05	1.60E-05	5.64E-05	0.00
Ethanol					
Ethylbenzene	9.78E-05	2.71E-05	1.87E-05	1.44E-04	0.00
Methylene chloride	5.88E-04	1.01E-05	2.25E-05	6.20E-04	0.00
PCB-1254	2.07E-01	2.89E-01		4.96E-01	0.01
Polychlorinated biphenyl					
Tetrachloroethene	1.96E-03	2.63E-03	6.23E-05	4.65E-03	0.00
Trichloroethene	9.54E-01	3.69E-01	5.21E-01	1.84E+00	0.04
Vinyl chloride					
cis-1,2-Dichloroethene	2.15E-02	7.81E-04	1.18E-02	3.41E-02	0.00
m,p-Xylene	2.67E-07	9.98E-08	1.46E-07	5.13E-07	0.00
trans-1,2-Dichloroethene	2.45E-03	9.51E-06	1.34E-03	3.79E-03	0.00
trans-1,3-Dichloropropene					

Table 5.1 Systemic toxicity for the future worker (continued)

----- AREA_CODE=m MEDIA=RGa Groundwater -----
(continued)

Analyte	Direct ingestion	Dermal contact while showering	Inh. of volatiles while showering	Chemical Total	% of Total
Americium-241					
Cesium-137					
Cobalt-60					
Neptunium-237					
Plutonium-239					
Radium-226					
Radon-222					
Technetium-99					
Thorium-230					
Pathway Total	4.99E+03	1.22E+02	6.58E-01	5.11E+03	
Fraction of Total	9.76E-01	2.38E-02	1.29E-04		

----- AREA_CODE=m MEDIA=UCRS Groundwater -----

Analyte	Direct ingestion	Dermal contact while showering	Inh. of volatiles while showering	Chemical Total	% of Total
Aluminum	3.29E-02	1.19E-03		3.41E-02	0.00
Antimony	1.41E+00	2.55E-01		1.66E+00	0.03
Arsenic	1.31E-01	1.16E-03		1.32E-01	0.00
Barium	3.93E-02	2.04E-03		4.14E-02	0.00
Cadmium	1.97E-01	7.16E-02		2.69E-01	0.01
Chromium	9.63E-02	1.75E-02		1.14E-01	0.00
Cobalt	4.30E-03	1.95E-05		4.32E-03	0.00
Copper	3.20E-02	3.88E-04		3.24E-02	0.00
Fluoride	1.07E-01	3.99E-04		1.07E-01	0.00
Iron	1.35E-01	3.27E-03		1.38E-01	0.00
Lead	5.03E+03	1.22E+02		5.16E+03	99.93
Manganese	4.36E-02	3.96E-03		4.76E-02	0.00
Mercury	3.75E-03	1.94E-04		3.94E-03	0.00
Nickel	3.03E-02	4.08E-04		3.07E-02	0.00
Nitrate as Nitrogen	7.92E-03	5.75E-05		7.98E-03	0.00
Silica					
Silver	4.03E-02	8.14E-04		4.12E-02	0.00
Sulfate					
Tetraoxo-sulfate(1-)					
Thallium					
Uranium	2.07E-01	8.85E-04		2.08E-01	0.00
Vanadium	3.17E-01	1.15E-01		4.32E-01	0.01
Zinc	5.28E-03	9.58E-05		5.37E-03	0.00
Benzene			9.87E-03	9.87E-03	0.00
Bromodichloromethane	4.40E-03	9.46E-05	2.40E-03	6.90E-03	0.00
Chloroform	1.05E-02	1.70E-03	5.74E-03	1.79E-02	0.00
Dibromochloromethane	9.78E-04	2.31E-05	5.34E-04	1.54E-03	0.00
Ethanol					
Methylene chloride	6.92E-04	1.19E-05	2.65E-05	7.31E-04	0.00
Trichloroethene	6.12E-03	2.37E-03	3.34E-03	1.18E-02	0.00
Cesium-137					
Cobalt-60					
Neptunium-237					
Plutonium-239					
Radium-226					
Radon-222					
Technetium-99					
Pathway Total	5.04E+03	1.22E+02	2.19E-02	5.16E+03	
Fraction of Total	9.76E-01	2.37E-02	4.25E-06		

Table 5.1 Systemic toxicity for the future worker (continued)

----- AREA_CODE=n MEDIA=McNairy Groundwater -----

Analyte	Direct ingestion	Dermal contact while showering	Inh. of volatiles while showering	Chemical Total	% of Total
Aluminum	1.51E-02	5.48E-04		1.56E-02	0.35
Antimony	2.00E+00	3.63E-01		2.36E+00	52.16
Arsenic	1.53E-01	1.35E-03		1.54E-01	3.40
Barium	2.63E-02	1.36E-03		2.77E-02	0.61
Beryllium	3.36E-02	1.22E-02		4.57E-02	1.01
Cadmium	3.73E-01	1.35E-01		5.09E-01	11.24
Chromium	1.04E-01	1.89E-02		1.23E-01	2.71
Cobalt	4.86E-03	2.21E-05		4.88E-03	0.11
Fluoride	3.88E-02	1.45E-04		3.90E-02	0.86
Iron	2.92E-01	7.06E-03		2.99E-01	6.60
Manganese	8.10E-02	7.35E-03		8.83E-02	1.95
Mercury	7.85E-03	4.07E-04		8.26E-03	0.18
Molybdenum	6.82E-02	6.51E-04		6.88E-02	1.52
Nickel	2.07E-02	2.78E-04		2.10E-02	0.46
Nitrate as Nitrogen	3.45E-03	2.51E-05		3.48E-03	0.08
Silica					
Sulfate					
Tetraoxo-sulfate(1-)					
Thallium					
Uranium	5.49E-03	2.34E-05		5.51E-03	0.12
Vanadium	1.66E-01	6.01E-02		2.26E-01	4.99
Zinc	2.07E-03	3.76E-05		2.11E-03	0.05
Trichloroethene	2.72E-01	1.05E-01	1.49E-01	5.26E-01	11.61
Neptunium-237					
Plutonium-239					
Radium-226					
Radon-222					
Technetium-99					
Thorium-230					
Pathway Total	3.67E+00	7.14E-01	1.49E-01	4.53E+00	
Fraction of Total	8.10E-01	1.58E-01	3.28E-02		

----- AREA_CODE=n MEDIA=Other Groundwater -----

Analyte	Direct ingestion	Dermal contact while showering	Inh. of volatiles while showering	Chemical Total	% of Total
Aluminum	3.42E-02	1.24E-03		3.54E-02	0.00
Ammonia as Nitrogen					
Antimony	8.75E-01	1.59E-01		1.03E+00	0.01
Arsenic	8.64E-02	7.65E-04		8.71E-02	0.00
Barium	1.42E-02	7.35E-04		1.49E-02	0.00
Beryllium	1.34E-02	4.85E-03		1.82E-02	0.00
Cadmium	3.13E-01	1.14E-01		4.27E-01	0.00
Chromium	8.69E-02	1.58E-02		1.03E-01	0.00
Cobalt	1.04E-02	4.71E-05		1.04E-02	0.00
Fluoride	1.01E-01	3.79E-04		1.02E-01	0.00
Iron	1.51E+00	3.66E-02		1.55E+00	0.01
Kjeldahl Nitrogen					
Lead	1.20E+04	2.90E+02		1.23E+04	99.96
Manganese	8.47E-01	7.69E-02		9.24E-01	0.01
Mercury	5.91E-03	3.07E-04		6.22E-03	0.00
Nickel	3.10E-02	4.16E-04		3.14E-02	0.00
Nitrate as Nitrogen	1.25E-02	9.09E-05		1.26E-02	0.00
Silica					
Strontium	9.86E-03	1.79E-04		1.00E-02	0.00
Sulfate					

Table 5.1 Systemic toxicity for the future worker (continued)

----- AREA_CODE=n MEDIA=Other Groundwater -----
(continued)

Analyte	Direct ingestion	Dermal contact while showering	Inh. of volatiles while showering	Chemical Total	% of Total
Sulfide					
Tetraoxo-sulfate(1-)					
Thallium					
Tin	8.50E-05	3.08E-06		8.80E-05	0.00
Uranium	8.98E-03	3.83E-05		9.02E-03	0.00
Vanadium	1.52E-01	5.53E-02		2.08E-01	0.00
Zinc	1.49E-03	2.71E-05		1.52E-03	0.00
1,1-Dichloroethane	1.61E-03	5.20E-05	6.15E-04	2.27E-03	0.00
1,1-Dichloroethene	2.83E-02	9.14E-04	1.55E-02	4.47E-02	0.00
1,2-Dichloroethene	8.78E-02	4.26E-04	4.80E-02	1.36E-01	0.00
Acetone	4.89E-03	1.22E-05	2.67E-03	7.58E-03	0.00
Di-n-butyl phthalate	5.45E-04	2.27E-04		7.72E-04	0.00
Methylene chloride	6.93E-04	1.19E-05	2.65E-05	7.31E-04	0.00
Naphthalene	6.60E-03	2.07E-03	8.42E-02	9.28E-02	0.00
Phenanthrene					
Trichloroethene	3.92E-02	1.52E-02	2.14E-02	7.59E-02	0.00
Vinyl chloride					
cis-1,2-Dichloroethene	8.82E-02	3.20E-03	4.82E-02	1.40E-01	0.00
Neptunium-237					
Radium-226					
Radon-222					
Technetium-99					
Thorium-228					
Thorium-230					
Uranium-234					
Uranium-235					
Uranium-238					
Pathway Total	1.20E+04	2.91E+02	2.21E-01	1.23E+04	
Fraction of Total	9.76E-01	2.37E-02	1.79E-05		

----- AREA_CODE=n MEDIA=RGa Groundwater -----

Analyte	Direct ingestion	Dermal contact while showering	Inh. of volatiles while showering	Chemical Total	% of Total
Aluminum	1.02E-02	3.71E-04		1.06E-02	0.00
Antimony	1.88E+00	3.41E-01		2.22E+00	0.04
Arsenic	9.36E-02	8.29E-04		9.44E-02	0.00
Barium	1.38E-02	7.15E-04		1.45E-02	0.00
Beryllium	3.30E-02	1.20E-02		4.50E-02	0.00
Bicarbonate					
Boron	2.87E-02	1.16E-04		2.89E-02	0.00
Cadmium	1.86E-01	6.75E-02		2.54E-01	0.01
Cerium					
Chromium	4.01E-01	7.27E-02		4.73E-01	0.01
Cobalt	4.48E-03	2.03E-05		4.50E-03	0.00
Copper	6.27E-03	7.59E-05		6.35E-03	0.00
Fluoride	3.17E-02	1.19E-04		3.18E-02	0.00
Gallium					
Iron	1.04E-01	2.51E-03		1.06E-01	0.00
Lead	4.83E+03	1.17E+02		4.94E+03	99.34
Lithium	1.96E-02	8.88E-05		1.97E-02	0.00
Manganese	4.61E-02	4.19E-03		5.03E-02	0.00
Mercury	9.14E-03	4.74E-04		9.62E-03	0.00
Molybdenum	5.57E-02	5.32E-04		5.63E-02	0.00
Nickel	3.10E-02	4.17E-04		3.15E-02	0.00

Table 5.1 Systemic toxicity for the future worker (continued)

----- AREA_CODE=n MEDIA=RGA Groundwater -----					
(continued)					
Analyte	Direct ingestion	Dermal contact while showering	Inh. of volatiles while showering	Chemical Total	% of Total
Nitrate as Nitrogen	6.71E-03	4.87E-05		6.76E-03	0.00
Selenium	6.03E-03	4.98E-05		6.08E-03	0.00
Silica					
Silver	4.55E-02	9.17E-04		4.64E-02	0.00
Sulfate					
Tetraoxo-sulfate(1-)					
Thallium					
Thorium					
Tin	6.51E-04	2.36E-05		6.75E-04	0.00
Titanium					
Uranium	8.62E-03	3.68E-05		8.66E-03	0.00
Vanadium	8.16E-02	2.96E-02		1.11E-01	0.00
Zinc	1.58E-03	2.86E-05		1.60E-03	0.00
Zirconium					
1,1,2-Trichloroethane	4.89E-03	1.84E-04	2.67E-03	7.75E-03	0.00
1,1-Dichloroethene	7.07E-02	2.28E-03	3.86E-02	1.12E-01	0.00
1,2-Dichlorobenzene	6.20E-06	1.72E-06	5.33E-06	1.32E-05	0.00
1,2-Dichloroethane			2.06E-03	2.06E-03	0.00
1,2-Dichloroethene	1.95E-03	9.49E-06	1.07E-03	3.03E-03	0.00
1,3,5-Trimethylbenzene	3.91E-05	4.33E-05	6.29E-04	7.11E-04	0.00
1,4-Dichlorobenzene			1.45E-06	1.45E-06	0.00
2-Butanone	1.54E-03	7.60E-06	1.76E-03	3.31E-03	0.00
4-Bromofluorobenzene					
4-Methyl-2-pentanone	2.08E-03	3.11E-05	3.97E-03	6.08E-03	0.00
Acetone	9.17E-03	2.28E-05	5.01E-03	1.42E-02	0.00
Acrylonitrile	9.78E-02	6.22E-04	1.92E-02	1.92E-01	0.00
Benzene			3.13E-03	3.13E-03	0.00
Bis(2-ethylhexyl)phthalate	2.65E-03	1.18E-03		3.83E-03	0.00
Bromomethane	6.99E-03	1.11E-04	3.74E-03	1.08E-02	0.00
Butyl benzyl phthalate	4.89E-05	2.08E-05		6.97E-05	0.00
Carbazole					
Carbon tetrachloride	2.24E+00	2.75E-01	1.50E+00	4.01E+00	0.08
Chlorobenzene	9.78E-04	4.70E-04	1.87E-03	3.32E-03	0.00
Chloroform	1.37E-02	2.21E-03	7.48E-03	2.34E-02	0.00
Chloromethane					
Chrysene					
Di-n-butyl phthalate	9.61E-04	4.01E-04		1.36E-03	0.00
Dimethylbenzene	1.59E-03	5.94E-04	8.68E-04	3.05E-03	0.00
Ethane					
Ethanol					
Ethylbenzene	1.81E-02	5.02E-03	3.46E-03	2.66E-02	0.00
Ethylene					
Methylene chloride	7.16E-03	1.23E-04	2.74E-04	7.56E-03	0.00
PCB-1254	2.19E-01	3.05E-01		5.24E-01	0.01
Polychlorinated biphenyl					
Tetrachloroethene	3.13E-01	4.21E-01	9.98E-03	7.44E-01	0.01
Trichloroethene	1.09E+01	4.24E+00	5.98E+00	2.12E+01	0.43
Vinyl chloride					
cis-1,2-Dichloroethene	9.08E-01	3.29E-02	4.96E-01	1.44E+00	0.03
m,p-Xylene	4.75E-07	1.78E-07	2.59E-07	9.12E-07	0.00
trans-1,2-Dichloroethene	4.35E-01	1.69E-03	2.38E-01	6.74E-01	0.01
trans-1,3-Dichloropropene					
Americium-241					
Cesium-137					
Cobalt-60					
Neptunium-237					
Plutonium-239					
Radium-226					
Radon-222					

Table 5.1 Systemic toxicity for the future worker (continued)

----- AREA_CODE=n MEDIA=RGa Groundwater -----
(continued)

Analyte	Direct ingestion	Dermal contact while showering	Inh. of volatiles while showering	Chemical Total	% of Total
Technetium-99					
Thorium-230					
Uranium-234					
Uranium-235					
Uranium-235/236					
Uranium-238					
Pathway Total	4.85E+03	1.23E+02	8.39E+00	4.98E+03	
Fraction of Total	9.74E-01	2.46E-02	1.69E-03		

----- AREA_CODE=n MEDIA=UCRS Groundwater -----

Analyte	Direct ingestion	Dermal contact while showering	Inh. of volatiles while showering	Chemical Total	% of Total
Aluminum	2.55E-02	9.25E-04		2.64E-02	0.00
Ammonia as Nitrogen					
Antimony	1.22E+00	2.21E-01		1.44E+00	0.03
Arsenic	3.96E-01	3.50E-03		3.99E-01	0.01
Barium	3.89E-02	2.02E-03		4.09E-02	0.00
Beryllium	8.32E-03	3.02E-03		1.13E-02	0.00
Cadmium	1.57E-01	5.70E-02		2.14E-01	0.00
Chromium	1.08E-01	1.96E-02		1.27E-01	0.00
Cobalt	4.00E-03	1.82E-05		4.02E-03	0.00
Copper	1.19E-02	1.44E-04		1.20E-02	0.00
Fluoride	7.22E-02	2.70E-04		7.24E-02	0.00
Iron	1.36E-01	3.30E-03		1.40E-01	0.00
Kjeldahl Nitrogen					
Lead	4.72E+03	1.14E+02		4.83E+03	98.18
Manganese	1.68E-01	1.53E-02		1.84E-01	0.00
Mercury	1.63E-02	8.46E-04		1.72E-02	0.00
Molybdenum	1.96E-02	1.87E-04		1.98E-02	0.00
Nickel	5.26E-02	7.07E-04		5.33E-02	0.00
Nitrate as Nitrogen	4.90E-03	3.56E-05		4.93E-03	0.00
Nitrate/Nitrite	1.28E-02	9.30E-05		1.29E-02	0.00
Orthophosphate					
Selenium	5.05E-03	4.17E-05		5.09E-03	0.00
Silica					
Silver	4.12E-02	8.31E-04		4.21E-02	0.00
Strontium	2.10E-02	3.81E-04		2.14E-02	0.00
Sulfate					
Sulfide					
Tetraoxo-sulfate(1-)					
Thallium					
Tin	4.24E-04	1.54E-05		4.39E-04	0.00
Uranium	7.83E-02	3.34E-04		7.86E-02	0.00
Vanadium	1.12E-01	4.08E-02		1.53E-01	0.00
Zinc	1.71E-03	3.11E-05		1.74E-03	0.00
1,1-Dichloroethene	2.17E-01	7.02E-03	1.19E-01	3.43E-01	0.01
1,2-Dichloroethane			3.74E-03	3.74E-03	0.00
1,2-Dichloroethene	6.64E-03	3.23E-05	3.63E-03	1.03E-02	0.00
2,4-Dimethylphenol	2.15E-03	1.72E-03	1.18E-03	5.05E-03	0.00
Benzene			2.44E-02	2.44E-02	0.00
Bis(2-ethylhexyl)phthalate	4.89E-04	2.19E-04		7.08E-04	0.00
Bromodichloromethane	4.40E-03	9.46E-05	2.40E-03	6.90E-03	0.00
Chloroethane	1.69E-03	6.14E-05	1.29E-04	1.88E-03	0.00
Chloroform	2.35E-02	3.79E-03	1.28E-02	4.01E-02	0.00

Table 5.1 Systemic toxicity for the future worker (continued)

----- AREA_CODE=n MEDIA=UCRS Groundwater -----
 (continued)

Analyte	Direct ingestion	Dermal contact while showering	Inh. of volatiles while showering	Chemical Total	% of Total
Di-n-butyl phthalate	9.59E-05	4.00E-05		1.36E-04	0.00
Dibromochloromethane	9.78E-04	2.31E-05	5.34E-04	1.54E-03	0.00
Dimethylbenzene	2.93E-03	1.09E-03	1.60E-03	5.63E-03	0.00
Ethane					
Ethanol					
Ethylbenzene	3.32E-02	9.18E-03	6.34E-03	4.87E-02	0.00
Ethylene					
Fluorene	9.65E-04	1.72E-03	5.27E-04	3.21E-03	0.00
Isophorone	2.46E-04	7.87E-06		2.54E-04	0.00
Methylene chloride	7.34E-04	1.26E-05	2.81E-05	7.74E-04	0.00
Naphthalene	6.90E-03	2.16E-03	8.80E-02	9.70E-02	0.00
Phenanthrene					
Trichloroethene	4.11E+01	1.59E+01	2.24E+01	7.94E+01	1.61
Vinyl chloride					
cis-1,2-Dichloroethene	3.76E+00	1.37E-01	2.05E+00	5.95E+00	0.12
trans-1,2-Dichloroethene	2.45E-01	9.51E-04	1.34E-01	3.79E-01	0.01
Americium-241					
Cesium-137					
Cobalt-60					
Neptunium-237					
Plutonium-239					
Radium-226					
Radon-222					
Technetium-99					
Thorium-228					
Uranium-234					
Uranium-235					
Uranium-235/236					
Uranium-238					
Pathway Total	4.77E+03	1.31E+02	2.49E+01	4.92E+03	
Fraction of Total	9.68E-01	2.65E-02	5.06E-03		

Table 5.2 Excess lifetime cancer risks for the future worker

----- AREA_CODE=a MEDIA=RGa Groundwater -----

Analyte	Direct ingestion	Dermal contact while showering	Inh. of volatiles while showering	Chemical Total	% of Total
Aluminum					
Arsenic	1.9E-05	1.6E-07		1.9E-05	0.06
Barium					
Chromium					
Fluoride					
Iron					
Manganese					
Tetraoxo-sulfate(1-)					
Thallium					
Vanadium					
Zinc					
1,1-Dichloroethene	5.0E-05	1.6E-06	5.5E-05	1.1E-04	0.35
Carbon tetrachloride	6.4E-05	7.8E-06	1.4E-05	8.6E-05	0.28
Chloroform	4.3E-08	6.9E-09	3.1E-07	3.6E-07	0.00
Tetrachloroethene	4.2E-05	5.6E-05	8.8E-07	9.9E-05	0.33
Trichloroethene	1.8E-02	6.8E-03	5.3E-03	2.9E-02	98.90
cis-1,2-Dichloroethene					
trans-1,2-Dichloroethene					
Cesium-137	2.5E-06			2.5E-06	0.01
Neptunium-237	1.2E-05			1.2E-05	0.04
Technetium-99	6.9E-06			6.9E-06	0.02
Thorium-230	2.0E-07			2.0E-07	0.00
Pathway Total	1.8E-02	6.9E-03	5.3E-03	3.0E-02	
Fraction of Total	5.9E-01	2.3E-01	1.8E-01		

----- AREA_CODE=a MEDIA=UCRS Groundwater -----

Analyte	Direct ingestion	Dermal contact while showering	Inh. of volatiles while showering	Chemical Total	% of Total
Aluminum					
Antimony					
Arsenic	1.5E-05	1.3E-07		1.5E-05	0.26
Barium					
Beryllium	8.4E-06	3.0E-06		1.1E-05	0.21
Chromium					
Cobalt					
Iron					
Lead					
Manganese					
Nickel					
Silica					
Tetraoxo-sulfate(1-)					
Uranium					
Vanadium					
Zinc					
1,1-Dichloroethene	3.4E-06	1.1E-07	3.7E-06	7.1E-06	0.13
Bis(2-ethylhexyl)phthalate	4.9E-08	2.2E-08		7.1E-08	0.00
Chloroform	2.8E-07	4.5E-08	2.0E-06	2.3E-06	0.04
Trichloroethene	3.2E-03	1.2E-03	9.5E-04	5.4E-03	96.87
cis-1,2-Dichloroethene					
trans-1,2-Dichloroethene					
Neptunium-237	1.7E-06			1.7E-06	0.03
Radon-222			1.4E-04	1.4E-04	2.45
Technetium-99	6.3E-07			6.3E-07	0.01
Pathway Total	3.2E-03	1.2E-03	1.1E-03	5.5E-03	
Fraction of Total	5.8E-01	2.2E-01	2.0E-01		

Table 5.2 Excess lifetime cancer risks for the future worker (continued)

----- AREA_CODE=b MEDIA=McNairy Groundwater -----

Analyte	Direct ingestion	Dermal contact while showering	Inh. of volatiles while showering	Chemical Total	% of Total
Aluminum					
Antimony					
Nitrate as Nitrogen					
Silica					
Tetraoxo-sulfate(1-)					
Trichloroethene	2.3E-05	8.9E-06	6.9E-06	3.9E-05	97.24
Technetium-99	1.1E-06			1.1E-06	2.76
Pathway Total	2.4E-05	8.9E-06	6.9E-06	4.0E-05	
Fraction of Total	6.0E-01	2.2E-01	1.7E-01		

----- AREA_CODE=b MEDIA=RGa Groundwater -----

Analyte	Direct ingestion	Dermal contact while showering	Inh. of volatiles while showering	Chemical Total	% of Total
Aluminum					
Arsenic	1.8E-05	1.6E-07		1.8E-05	0.20
Barium					
Beryllium	9.7E-05	3.5E-05		1.3E-04	1.46
Cadmium					
Chromium					
Cobalt					
Fluoride					
Iron					
Lead					
Manganese					
Mercury					
Nitrate as Nitrogen					
Selenium					
Silica					
Sulfate					
Tetraoxo-sulfate(1-)					
Tin					
Uranium					
Vanadium					
Zinc					
1,1,2-Trichloroethane	4.0E-07	1.5E-08	2.2E-07	6.3E-07	0.01
1,1-Dichloroethene	2.7E-06	8.8E-08	3.0E-06	5.8E-06	0.06
1,2-Dichloroethane	3.5E-07	6.7E-09	1.9E-07	5.5E-07	0.01
Acetone					
Carbon tetrachloride	7.3E-06	8.9E-07	1.6E-06	9.8E-06	0.11
Chlorobenzene					
Chloroform	3.0E-07	4.8E-08	2.2E-06	2.5E-06	0.03
Di-n-butyl phthalate					
Ethane					
Ethylene					
Methylene chloride	5.8E-08	1.0E-09	7.0E-09	6.6E-08	0.00
Tetrachloroethene	5.8E-05	7.8E-05	1.2E-06	1.4E-04	1.52
Trichloroethene	9.4E-05	3.6E-05	2.8E-05	1.6E-04	1.75
Vinyl chloride	7.5E-03	2.0E-04	6.5E-04	8.4E-03	92.49
cis-1,2-Dichloroethene					
Americium-241	1.4E-06			1.4E-06	0.02
Cesium-137	1.6E-07			1.6E-07	0.00
Cobalt-60	1.4E-07			1.4E-07	0.00
Plutonium-239	1.1E-07			1.1E-07	0.00
Radium-226	1.2E-04			1.2E-04	1.36
Radon-222			7.1E-05	7.1E-05	0.79

Table 5.2 Excess lifetime cancer risks for the future worker (continued)

----- AREA_CODE=b MEDIA=RGa Groundwater -----
(continued)

Analyte	Direct ingestion	Dermal contact while showering	Inh. of volatiles while showering	Chemical Total	% of Total
Technetium-99	3.6E-06			3.6E-06	0.04
Thorium-230	1.6E-07			1.6E-07	0.00
Uranium-234	9.2E-07			9.2E-07	0.01
Uranium-235	1.3E-07			1.3E-07	0.00
Uranium-235/236	3.8E-08			3.8E-08	0.00
Uranium-238	1.3E-05			1.3E-05	0.15
Pathway Total	7.9E-03	3.5E-04	7.6E-04	9.0E-03	
Fraction of Total	8.8E-01	3.9E-02	8.4E-02		

----- AREA_CODE=b MEDIA=UCRS Groundwater -----

Analyte	Direct ingestion	Dermal contact while showering	Inh. of volatiles while showering	Chemical Total	% of Total
Aluminum					
Arsenic	9.5E-05	8.4E-07		9.6E-05	3.25
Barium					
Beryllium	6.0E-06	2.2E-06		8.2E-06	0.28
Cadmium					
Chromium					
Cobalt					
Fluoride					
Iron					
Lead					
Manganese					
Mercury					
Molybdenum					
Nickel					
Nitrate as Nitrogen					
Selenium					
Silica					
Sulfate					
Tetraoxo-sulfate(1-)					
Thallium					
Tin					
Uranium					
Vanadium					
Zinc					
1,1-Dichloroethene	5.4E-06	1.8E-07	6.0E-06	1.2E-05	0.39
1,2-Dichloroethene					
2,4-Dimethylphenol					
Benzene	7.9E-07	6.2E-08	4.3E-07	1.3E-06	0.04
Chloroethane					
Di-n-butyl phthalate					
Dimethylbenzene					
Ethane					
Ethylbenzene					
Ethylene					
Isophorone	1.4E-08	4.5E-10		1.5E-08	0.00
Trichloroethene	1.1E-03	4.2E-04	3.3E-04	1.8E-03	62.48
Vinyl chloride	6.0E-04	1.6E-05	5.1E-05	6.6E-04	22.50
cis-1,2-Dichloroethene					
trans-1,2-Dichloroethene					
Americium-241	7.0E-07			7.0E-07	0.02
Cobalt-60	1.4E-07			1.4E-07	0.00
Neptunium-237	2.2E-07			2.2E-07	0.01

Table 5.2 Excess lifetime cancer risks for the future worker (continued)

----- AREA_CODE=b MEDIA=UCRS Groundwater -----
(continued)

Analyte	Direct ingestion	Dermal contact while showering	Inh. of volatiles while showering	Chemical Total	% of Total
Plutonium-239	5.4E-07			5.4E-07	0.02
Radium-226	8.5E-07			8.5E-07	0.03
Radon-222			3.1E-04	3.1E-04	10.40
Technetium-99	2.0E-06			2.0E-06	0.07
Uranium-234	1.1E-06			1.1E-06	0.04
Uranium-235	1.9E-07			1.9E-07	0.01
Uranium-235/236	2.4E-08			2.4E-08	0.00
Uranium-238	1.3E-05			1.3E-05	0.46
Pathway Total	1.8E-03	4.4E-04	6.9E-04	3.0E-03	
Fraction of Total	6.2E-01	1.5E-01	2.3E-01		

----- AREA_CODE=c MEDIA=RGa Groundwater -----

Analyte	Direct ingestion	Dermal contact while showering	Inh. of volatiles while showering	Chemical Total	% of Total
Aluminum					
Barium					
Chromium					
Iron					
Manganese					
Molybdenum					
Silica					
Sulfate					
Tetraoxo-sulfate(1-)					
Zinc					
1,1-Dichloroethene	1.9E-05	6.2E-07	2.1E-05	4.1E-05	8.21
Chloroform	1.1E-07	1.7E-08	7.7E-07	9.0E-07	0.18
Trichloroethene	1.6E-05	6.2E-06	4.8E-06	2.7E-05	5.43
cis-1,2-Dichloroethene					
Radon-222			4.3E-04	4.3E-04	85.78
Technetium-99	2.0E-06			2.0E-06	0.40
Pathway Total	3.7E-05	6.9E-06	4.5E-04	5.0E-04	
Fraction of Total	7.5E-02	1.4E-02	9.1E-01		

----- AREA_CODE=c MEDIA=UCRS Groundwater -----

Analyte	Direct ingestion	Dermal contact while showering	Inh. of volatiles while showering	Chemical Total	% of Total
Aluminum					
Barium					
Iron					
Manganese					
Silica					
Tetraoxo-sulfate(1-)					
Vanadium					
Zinc					
Benzene	1.0E-07	8.0E-09	5.5E-08	1.6E-07	5.47
Chloroform	2.6E-07	4.1E-08	1.9E-06	2.1E-06	71.42
Trichloroethene	1.1E-07	4.1E-08	3.2E-08	1.8E-07	5.96
Technetium-99	5.2E-07			5.2E-07	17.15
Pathway Total	9.8E-07	9.0E-08	1.9E-06	3.0E-06	

Table 5.2 Excess lifetime cancer risks for the future worker (continued)

----- AREA_CODE=c MEDIA=UCRS Groundwater -----
(continued)

Analyte	Direct ingestion	Dermal contact while showering	Inh. of volatiles while showering	Chemical Total	% of Total
Fraction of Total	3.3E-01	3.0E-02	6.4E-01		

----- AREA_CODE=d MEDIA=McNairy Groundwater -----

Analyte	Direct ingestion	Dermal contact while showering	Inh. of volatiles while showering	Chemical Total	% of Total
Silica					
Tetraoxo-sulfate(1-)					
Thallium					
Zinc					
Trichloroethene	6.4E-08	2.5E-08	1.9E-08	1.1E-07	100.0
Pathway Total	6.4E-08	2.5E-08	1.9E-08	1.1E-07	
Fraction of Total	5.9E-01	2.3E-01	1.8E-01		

----- AREA_CODE=d MEDIA=Other Groundwater -----

Analyte	Direct ingestion	Dermal contact while showering	Inh. of volatiles while showering	Chemical Total	% of Total
Methylene chloride	1.3E-07	2.3E-09	1.6E-08	1.5E-07	100.0
Pathway Total	1.3E-07	2.3E-09	1.6E-08	1.5E-07	
Fraction of Total	8.8E-01	1.5E-02	1.1E-01		

----- AREA_CODE=d MEDIA=RGa Groundwater -----

Analyte	Direct ingestion	Dermal contact while showering	Inh. of volatiles while showering	Chemical Total	% of Total
Aluminum					
Arsenic	2.1E-05	1.8E-07		2.1E-05	6.80
Barium					
Chromium					
Cobalt					
Fluoride					
Iron					
Lead					
Manganese					
Silica					
Tetraoxo-sulfate(1-)					
Tin					
Uranium					
Vanadium					
Zinc					
Bis(2-ethylhexyl)phthalate	9.8E-08	4.4E-08		1.4E-07	0.05
Butyl benzyl phthalate					
Di-n-butyl phthalate					
Dimethylbenzene					
Ethylbenzene					
Methylene chloride	1.1E-06	1.9E-08	1.3E-07	1.2E-06	0.40

Table 5.2 Excess lifetime cancer risks for the future worker (continued)

----- AREA_CODE=d MEDIA=RGA Groundwater -----
(continued)

Analyte	Direct ingestion	Dermal contact while showering	Inh. of volatiles while showering	Chemical Total	% of Total
Tetrachloroethene	9.1E-07	1.2E-06	1.9E-08	2.1E-06	0.69
Trichloroethene	3.3E-05	1.3E-05	9.8E-06	5.5E-05	17.89
cis-1,2-Dichloroethene					
Americium-241	1.0E-06			1.0E-06	0.33
Cesium-137	4.1E-06			4.1E-06	1.32
Cobalt-60	2.4E-08			2.4E-08	0.01
Plutonium-239	7.3E-08			7.3E-08	0.02
Radium-226	1.5E-06			1.5E-06	0.48
Radon-222			2.2E-04	2.2E-04	71.65
Technetium-99	1.8E-07			1.8E-07	0.06
Uranium-234	3.2E-07			3.2E-07	0.10
Uranium-238	6.1E-07			6.1E-07	0.20
Pathway Total	6.4E-05	1.4E-05	2.3E-04	3.1E-04	
Fraction of Total	2.1E-01	4.6E-02	7.5E-01		

----- AREA_CODE=d MEDIA=UCRS Groundwater -----

Analyte	Direct ingestion	Dermal contact while showering	Inh. of volatiles while showering	Chemical Total	% of Total
Aluminum					
Ammonia as Nitrogen					
Antimony					
Arsenic	1.9E-05	1.7E-07		1.9E-05	3.24
Barium					
Beryllium	2.6E-05	9.3E-06		3.5E-05	5.80
Cadmium					
Chromium					
Cobalt					
Fluoride					
Iron					
Kjeldahl Nitrogen					
Lead					
Manganese					
Mercury					
Nickel					
Nitrate as Nitrogen					
Nitrate/Nitrite					
Orthophosphate					
Selenium					
Silica					
Strontium					
Sulfate					
Sulfide					
Tetraoxo-sulfate(1-)					
Uranium					
Vanadium					
Zinc					
1,1-Dichloroethene	3.2E-05	1.0E-06	3.4E-05	6.7E-05	11.16
1,2-Dichloroethane	6.4E-07	1.2E-08	3.5E-07	1.0E-06	0.17
1,2-Dichloroethene					
Benzene	5.1E-07	4.0E-08	2.8E-07	8.2E-07	0.14
Dimethylbenzene					
Ethylbenzene					
Fluorene					
Methylene chloride	1.6E-07	2.7E-09	1.9E-08	1.8E-07	0.03

Table 5.2 Excess lifetime cancer risks for the future worker (continued)

----- AREA_CODE=d MEDIA=UCRS Groundwater -----
(continued)

Analyte	Direct ingestion	Dermal contact while showering	Inh. of volatiles while showering	Chemical Total	% of Total
Naphthalene					
Phenanthrene					
Trichloroethene	1.9E-04	7.4E-05	5.7E-05	3.2E-04	53.82
cis-1,2-Dichloroethene					
Neptunium-237	4.4E-06			4.4E-06	0.74
Radon-222			1.3E-04	1.3E-04	22.24
Technetium-99	1.0E-06			1.0E-06	0.17
Thorium-228	9.2E-07			9.2E-07	0.15
Uranium-234	3.3E-06			3.3E-06	0.55
Uranium-235	3.6E-07			3.6E-07	0.06
Uranium-238	1.0E-05			1.0E-05	1.72
Pathway Total	2.9E-04	8.5E-05	2.3E-04	6.0E-04	
Fraction of Total	4.8E-01	1.4E-01	3.8E-01		

----- AREA_CODE=e MEDIA=McNairy Groundwater -----

Analyte	Direct ingestion	Dermal contact while showering	Inh. of volatiles while showering	Chemical Total	% of Total
Aluminum					
Arsenic	7.6E-05	6.7E-07		7.7E-05	20.85
Barium					
Beryllium	1.5E-04	5.6E-05		2.1E-04	56.89
Cadmium					
Chromium					
Cobalt					
Fluoride					
Iron					
Manganese					
Nickel					
Silica					
Sulfate					
Tetraoxo-sulfate(1-)					
Uranium					
Vanadium					
Zinc					
Trichloroethene	7.1E-08	2.8E-08	2.1E-08	1.2E-07	0.03
Radon-222			8.2E-05	8.2E-05	22.21
Technetium-99	7.1E-08			7.1E-08	0.02
Pathway Total	2.3E-04	5.6E-05	8.2E-05	3.7E-04	
Fraction of Total	6.2E-01	1.5E-01	2.2E-01		

----- AREA_CODE=e MEDIA=RGa Groundwater -----

Analyte	Direct ingestion	Dermal contact while showering	Inh. of volatiles while showering	Chemical Total	% of Total
Aluminum					
Arsenic	1.3E-05	1.2E-07		1.3E-05	3.82
Barium					
Beryllium	9.0E-05	3.3E-05		1.2E-04	35.13
Cadmium					
Cobalt					

Table 5.2 Excess lifetime cancer risks for the future worker (continued)

----- AREA_CODE=e MEDIA=RGa Groundwater -----
(continued)

Analyte	Direct ingestion	Dermal contact while showering	Inh. of volatiles while showering	Chemical Total	% of Total
Copper					
Fluoride					
Iron					
Manganese					
Molybdenum					
Silica					
Silver					
Sulfate					
Tetraoxo-sulfate(1-)					
Thallium					
Uranium					
Vanadium					
Zinc					
2-Butanone					
Dimethylbenzene					
Trichloroethene	5.4E-05	2.1E-05	1.6E-05	9.0E-05	25.91
trans-1,2-Dichloroethene					
Cobalt-60	9.5E-08			9.5E-08	0.03
Radon-222			1.2E-04	1.2E-04	33.91
Technetium-99	4.0E-06			4.0E-06	1.16
Thorium-230	1.6E-07			1.6E-07	0.05
Pathway Total	1.6E-04	5.3E-05	1.3E-04	3.5E-04	
Fraction of Total	4.6E-01	1.5E-01	3.8E-01		

----- AREA_CODE=e MEDIA=UCRS Groundwater -----

Analyte	Direct ingestion	Dermal contact while showering	Inh. of volatiles while showering	Chemical Total	% of Total
Aluminum					
Arsenic	1.7E-05	1.5E-07		1.7E-05	26.11
Barium					
Chromium					
Fluoride					
Iron					
Manganese					
Nickel					
Silica					
Sulfate					
Tetraoxo-sulfate(1-)					
Vanadium					
Zinc					
Trichloroethene	5.0E-08	2.0E-08	1.5E-08	8.5E-08	0.13
Radon-222			4.9E-05	4.9E-05	73.76
Pathway Total	1.7E-05	1.7E-07	4.9E-05	6.6E-05	
Fraction of Total	2.6E-01	2.6E-03	7.4E-01		

----- AREA_CODE=f MEDIA=McNairy Groundwater -----

Analyte	Direct ingestion	Dermal contact while showering	Inh. of volatiles while showering	Chemical Total	% of Total
Barium					

Table 5.2 Excess lifetime cancer risks for the future worker (continued)

----- AREA_CODE=f MEDIA=McNairy Groundwater -----
(continued)

Analyte	Direct ingestion	Dermal contact while showering	Inh. of volatiles while showering	Chemical Total	% of Total
Tetraoxo-sulfate(1-)					
Zinc					
Pathway Total					
Fraction of Total					

----- AREA_CODE=f MEDIA=RGa Groundwater -----

Analyte	Direct ingestion	Dermal contact while showering	Inh. of volatiles while showering	Chemical Total	% of Total
Aluminum					
Arsenic	1.4E-05	1.2E-07		1.4E-05	5.58
Barium					
Cadmium					
Chromium					
Copper					
Iron					
Manganese					
Silica					
Sulfate					
Tetraoxo-sulfate(1-)					
Vanadium					
Zinc					
1,1-Dichloroethene	1.2E-05	3.8E-07	1.3E-05	2.5E-05	10.23
1,2-Dichloroethene					
Bis(2-ethylhexyl)phthalate	1.4E-06	6.1E-07		2.0E-06	0.81
Carbon tetrachloride	2.7E-07	3.3E-08	6.1E-08	3.7E-07	0.15
Trichloroethene	2.9E-05	1.1E-05	8.6E-06	4.9E-05	19.85
cis-1,2-Dichloroethene					
Plutonium-239	2.3E-07			2.3E-07	0.10
Radon-222			1.6E-04	1.6E-04	63.24
Technetium-99	1.0E-07			1.0E-07	0.04
Pathway Total	5.6E-05	1.2E-05	1.8E-04	2.5E-04	
Fraction of Total	2.3E-01	5.0E-02	7.2E-01		

----- AREA_CODE=f MEDIA=UCRS Groundwater -----

Analyte	Direct ingestion	Dermal contact while showering	Inh. of volatiles while showering	Chemical Total	% of Total
Aluminum					
Barium					
Iron					
Manganese					
Silica					
Tetraoxo-sulfate(1-)					
Vanadium					
Zinc					
Trichloroethene	5.2E-08	2.0E-08	1.6E-08	8.8E-08	0.06
Radon-222			1.4E-04	1.4E-04	99.71
Technetium-99	3.2E-07			3.2E-07	0.23
Pathway Total	3.7E-07	2.0E-08	1.4E-04	1.4E-04	
Fraction of Total	2.7E-03	1.5E-04	1.0E+00		

Table 5.2 Excess lifetime cancer risks for the future worker (continued)

----- AREA_CODE=g MEDIA=McNairy Groundwater -----

Analyte	Direct ingestion	Dermal contact while showering	Inh. of volatiles while showering	Chemical Total	% of Total
Arsenic	1.3E-05	1.2E-07		1.3E-05	84.21
Mercury					
Silica					
Tetraoxo-sulfate(1-)					
Neptunium-237	6.0E-07			6.0E-07	3.80
Plutonium-239	2.0E-07			2.0E-07	1.27
Radium-226	1.7E-06			1.7E-06	10.72
Pathway Total	1.6E-05	1.2E-07		1.6E-05	
Fraction of Total	9.9E-01	7.4E-03			

----- AREA_CODE=g MEDIA=RGa Groundwater -----

Analyte	Direct ingestion	Dermal contact while showering	Inh. of volatiles while showering	Chemical Total	% of Total
Aluminum					
Arsenic	1.3E-05	1.2E-07		1.3E-05	6.62
Cadmium					
Chromium					
Iron					
Lead					
Manganese					
Nickel					
Silica					
Tetraoxo-sulfate(1-)					
Zinc					
Trichloroethene	3.8E-08	1.5E-08	1.1E-08	6.5E-08	0.03
Neptunium-237	4.0E-07			4.0E-07	0.20
Radium-226	6.6E-07			6.6E-07	0.33
Radon-222			1.9E-04	1.9E-04	92.65
Technetium-99	2.0E-07			2.0E-07	0.10
Thorium-230	1.3E-07			1.3E-07	0.07
Pathway Total	1.5E-05	1.3E-07	1.9E-04	2.0E-04	
Fraction of Total	7.3E-02	6.6E-04	9.3E-01		

----- AREA_CODE=g MEDIA=UCRS Groundwater -----

Analyte	Direct ingestion	Dermal contact while showering	Inh. of volatiles while showering	Chemical Total	% of Total
Aluminum					
Chromium					
Manganese					
Nitrate as Nitrogen					
Silica					
Tetraoxo-sulfate(1-)					
Vanadium					
Zinc					
Neptunium-237	1.8E-07			1.8E-07	0.10
Plutonium-239	1.7E-07			1.7E-07	0.09
Radium-226	1.9E-06			1.9E-06	1.03
Radon-222			1.8E-04	1.8E-04	98.66
Technetium-99	2.2E-07			2.2E-07	0.12
Pathway Total	2.4E-06		1.8E-04	1.8E-04	

Table 5.2 Excess lifetime cancer risks for the future worker (continued)

----- AREA_CODE=g MEDIA=UCRS Groundwater -----
(continued)

Analyte	Direct ingestion	Dermal contact while showering	Inh. of volatiles while showering	Chemical Total	% of Total
Fraction of Total	1.3E-02		9.9E-01		

----- AREA_CODE=h MEDIA=McNairy Groundwater -----

Analyte	Direct ingestion	Dermal contact while showering	Inh. of volatiles while showering	Chemical Total	% of Total
Fluoride					
Silica					
Tetraoxo-sulfate(1-)					
Radium-226	1.6E-06			1.6E-06	2.04
Radon-222			7.7E-05	7.7E-05	97.66
Thorium-230	2.4E-07			2.4E-07	0.30
Pathway Total	1.8E-06		7.7E-05	7.9E-05	
Fraction of Total	2.3E-02		9.8E-01		

----- AREA_CODE=h MEDIA=Other Groundwater -----

Analyte	Direct ingestion	Dermal contact while showering	Inh. of volatiles while showering	Chemical Total	% of Total
Antimony					
Barium					
Chromium					
Fluoride					
Iron					
Manganese					
Mercury					
Nickel					
Nitrate as Nitrogen					
Silica					
Tetraoxo-sulfate(1-)					
Thallium					
Vanadium					
Zinc					
Neptunium-237	1.7E-07			1.7E-07	0.07
Radium-226	6.6E-07			6.6E-07	0.26
Radon-222			2.5E-04	2.5E-04	99.62
Thorium-230	1.4E-07			1.4E-07	0.06
Pathway Total	9.7E-07		2.5E-04	2.5E-04	
Fraction of Total	3.8E-03		1.0E+00		

----- AREA_CODE=h MEDIA=RGa Groundwater -----

Analyte	Direct ingestion	Dermal contact while showering	Inh. of volatiles while showering	Chemical Total	% of Total
Aluminum					
Arsenic	1.5E-05	1.3E-07		1.5E-05	12.90
Barium					

Table 5.2 Excess lifetime cancer risks for the future worker (continued)

----- AREA_CODE=h MEDIA=RGa Groundwater -----
(continued)

Analyte	Direct ingestion	Dermal contact while showering	Inh. of volatiles while showering	Chemical Total	% of Total
Chromium					
Iron					
Manganese					
Nitrate as Nitrogen					
Tetraoxo-sulfate(1-)					
Uranium					
Vanadium					
Trichloroethene	4.6E-08	1.8E-08	1.4E-08	7.7E-08	0.07
cis-1,2-Dichloroethene					
Radon-222			9.9E-05	9.9E-05	86.89
Technetium-99	1.6E-07			1.6E-07	0.14
Pathway Total	1.5E-05	1.5E-07	9.9E-05	1.1E-04	
Fraction of Total	1.3E-01	1.3E-03	8.7E-01		

----- AREA_CODE=h MEDIA=UCRS Groundwater -----

Analyte	Direct ingestion	Dermal contact while showering	Inh. of volatiles while showering	Chemical Total	% of Total
Aluminum					
Barium					
Iron					
Manganese					
Nickel					
Nitrate as Nitrogen					
Silica					
Tetraoxo-sulfate(1-)					
Vanadium					
Zinc					
Radon-222			7.9E-05	7.9E-05	100.0
Pathway Total			7.9E-05	7.9E-05	
Fraction of Total			1.0E+00		

----- AREA_CODE=i MEDIA=McNairy Groundwater -----

Analyte	Direct ingestion	Dermal contact while showering	Inh. of volatiles while showering	Chemical Total	% of Total
Manganese					
Silica					
Tetraoxo-sulfate(1-)					
Vanadium					
Pathway Total					
Fraction of Total					

Table 5.2 Excess lifetime cancer risks for the future worker (continued)

----- AREA_CODE=i MEDIA=RGA Groundwater -----

Analyte	Direct ingestion	Dermal contact while showering	Inh. of volatiles while showering	Chemical Total	% of Total
Aluminum					
Antimony					
Arsenic	1.4E-05	1.3E-07		1.4E-05	3.71
Barium					
Beryllium	1.2E-04	4.3E-05		1.6E-04	42.30
Bicarbonate					
Boron					
Cadmium					
Cerium					
Chromium					
Cobalt					
Copper					
Fluoride					
Gallium					
Iron					
Lithium					
Manganese					
Mercury					
Nickel					
Selenium					
Silica					
Silver					
Sulfate					
Tetraoxo-sulfate(1-)					
Thorium					
Titanium					
Uranium					
Vanadium					
Zinc					
Zirconium					
1,2-Dichlorobenzene					
1,2-Dichloroethene					
1,3,5-Trimethylbenzene					
1,4-Dichlorobenzene	5.2E-09	1.3E-09		6.5E-09	0.00
4-Bromofluorobenzene					
4-Methyl-2-pentanone					
Acetone					
Acrylonitrile	1.9E-05	1.2E-07	4.6E-06	2.4E-05	6.12
Benzene	1.0E-07	8.0E-09	5.5E-08	1.6E-07	0.04
Bis(2-ethylhexyl)phthalate	2.6E-07	1.2E-07		3.8E-07	0.10
Bromomethane					
Carbazole	6.1E-07	2.8E-07		8.9E-07	0.23
Chloroform	4.3E-08	6.9E-09	3.1E-07	3.6E-07	0.09
Chloromethane	9.1E-08	1.7E-09	2.4E-08	1.2E-07	0.03
Chrysene	1.5E-08	1.5E-07		1.6E-07	0.04
Di-n-butyl phthalate					
Dimethylbenzene					
Ethanol					
Ethylbenzene					
Methylene chloride	9.3E-08	1.6E-09	1.1E-08	1.1E-07	0.03
PCB-1254	5.9E-07	8.3E-07		1.4E-06	0.37
Polychlorinated biphenyl	1.4E-07	2.0E-07		3.3E-07	0.09

Table 5.2 Excess lifetime cancer risks for the future worker (continued)

----- AREA_CODE=i MEDIA=RGA Groundwater -----
(continued)

Analyte	Direct ingestion	Dermal contact while showering	Inh. of volatiles while showering	Chemical Total	% of Total
Tetrachloroethene	3.6E-07	4.9E-07	7.6E-09	8.6E-07	0.22
Trichloroethene	1.6E-07	6.1E-08	4.7E-08	2.6E-07	0.07
Vinyl chloride	6.6E-06	1.8E-07	5.7E-07	7.4E-06	1.92
m,p-Xylene					
trans-1,3-Dichloropropene					
Americium-241	8.2E-07			8.2E-07	0.21
Cesium-137	8.4E-08			8.4E-08	0.02
Cobalt-60	8.8E-08			8.8E-08	0.02
Radium-226	1.2E-06			1.2E-06	0.31
Radon-222			1.7E-04	1.7E-04	43.94
Technetium-99	5.0E-07			5.0E-07	0.13
Pathway Total	1.6E-04	4.6E-05	1.7E-04	3.8E-04	
Fraction of Total	4.3E-01	1.2E-01	4.5E-01		

----- AREA_CODE=i MEDIA=UCRS Groundwater -----

Analyte	Direct ingestion	Dermal contact while showering	Inh. of volatiles while showering	Chemical Total	% of Total
Aluminum					
Antimony					
Arsenic	3.5E-05	3.1E-07		3.5E-05	19.74
Barium					
Cadmium					
Chromium					
Cobalt					
Copper					
Fluoride					
Iron					
Lead					
Manganese					
Mercury					
Nickel					
Silica					
Silver					
Sulfate					
Tetraoxo-sulfate(1-)					
Thallium					
Uranium					
Vanadium					
Zinc					
Benzene	2.5E-07	2.0E-08	1.4E-07	4.1E-07	0.23
Bromodichloromethane	5.5E-07	1.2E-08		5.6E-07	0.32
Chloroform	6.1E-08	9.8E-09	4.4E-07	5.1E-07	0.29
Dibromochloromethane	5.9E-07	1.4E-08		6.0E-07	0.34
Ethanol					
Methylene chloride	1.1E-07	1.9E-09	1.4E-08	1.3E-07	0.07
Trichloroethene	1.3E-07	5.1E-08	3.9E-08	2.2E-07	0.12
Cesium-137	1.8E-07			1.8E-07	0.10
Cobalt-60	1.6E-07			1.6E-07	0.09
Radium-226	1.2E-06			1.2E-06	0.69
Radon-222			1.4E-04	1.4E-04	77.86
Technetium-99	2.6E-07			2.6E-07	0.15
Pathway Total	3.8E-05	4.2E-07	1.4E-04	1.8E-04	
Fraction of Total	2.2E-01	2.3E-03	7.8E-01		

Table 5.2 Excess lifetime cancer risks for the future worker (continued)

----- AREA_CODE=j MEDIA=McNairy Groundwater -----

Analyte	Direct ingestion	Dermal contact while showering	Inh. of volatiles while showering	Chemical Total	% of Total
Aluminum					
Arsenic	4.5E-04	4.0E-06		4.5E-04	100.0
Manganese					
Molybdenum					
Sulfate					
Pathway Total	4.5E-04	4.0E-06		4.5E-04	
Fraction of Total	9.9E-01	8.8E-03			

----- AREA_CODE=j MEDIA=RGA Groundwater -----

Analyte	Direct ingestion	Dermal contact while showering	Inh. of volatiles while showering	Chemical Total	% of Total
Aluminum					
Arsenic	2.2E-05	2.0E-07		2.3E-05	100.0
Iron					
Manganese					
Molybdenum					
Silica					
Sulfate					
Thallium					
Vanadium					
Pathway Total	2.2E-05	2.0E-07		2.3E-05	
Fraction of Total	9.9E-01	8.8E-03			

----- AREA_CODE=k MEDIA=Other Groundwater -----

Analyte	Direct ingestion	Dermal contact while showering	Inh. of volatiles while showering	Chemical Total	% of Total
Aluminum					
Ammonia as Nitrogen					
Antimony					
Arsenic	1.4E-05	1.3E-07		1.4E-05	2.25
Barium					
Beryllium	9.0E-05	3.2E-05		1.2E-04	19.17
Cadmium					
Chromium					
Cobalt					
Fluoride					
Iron					
Kjeldahl Nitrogen					
Lead					
Manganese					
Mercury					
Nickel					
Nitrate as Nitrogen					
Silica					
Strontium					
Sulfate					
Sulfide					
Tetraoxo-sulfate(1-)					
Tin					
Uranium					

Table 5.2 Excess lifetime cancer risks for the future worker (continued)

----- AREA_CODE=k MEDIA=Other Groundwater -----
(continued)

Analyte	Direct ingestion	Dermal contact while showering	Inh. of volatiles while showering	Chemical Total	% of Total
Vanadium					
Zinc					
1,1-Dichloroethane					
1,1-Dichloroethene	5.6E-05	1.8E-06	6.1E-05	1.2E-04	18.68
1,2-Dichloroethene					
Acetone					
Di-n-butyl phthalate					
Methylene chloride	1.2E-07	2.0E-09	1.4E-08	1.3E-07	0.02
Naphthalene					
Phenanthrene					
Trichloroethene	1.2E-06	4.8E-07	3.7E-07	2.1E-06	0.33
Vinyl chloride	1.0E-04	2.6E-06	8.6E-06	1.1E-04	17.41
cis-1,2-Dichloroethene					
Neptunium-237	6.0E-07			6.0E-07	0.09
Radium-226	1.1E-06			1.1E-06	0.18
Radon-222			2.6E-04	2.6E-04	41.44
Technetium-99	8.9E-08			8.9E-08	0.01
Thorium-228	1.1E-06			1.1E-06	0.18
Uranium-234	5.8E-07			5.8E-07	0.09
Uranium-235	7.7E-08			7.7E-08	0.01
Uranium-238	8.6E-07			8.6E-07	0.14
Pathway Total	2.7E-04	3.8E-05	3.3E-04	6.4E-04	
Fraction of Total	4.2E-01	5.9E-02	5.2E-01		

----- AREA_CODE=l MEDIA=McNairy Groundwater -----

Analyte	Direct ingestion	Dermal contact while showering	Inh. of volatiles while showering	Chemical Total	% of Total
Aluminum					
Antimony					
Nitrate as Nitrogen					
Silica					
Tetraoxo-sulfate(1-)					
Thallium					
Zinc					
Trichloroethene	1.7E-05	6.6E-06	5.1E-06	2.9E-05	97.19
Technetium-99	8.3E-07			8.3E-07	2.81
Pathway Total	1.8E-05	6.6E-06	5.1E-06	3.0E-05	
Fraction of Total	6.0E-01	2.2E-01	1.7E-01		

----- AREA_CODE=l MEDIA=Other Groundwater -----

Analyte	Direct ingestion	Dermal contact while showering	Inh. of volatiles while showering	Chemical Total	% of Total
Methylene chloride	1.3E-07	2.3E-09	1.6E-08	1.5E-07	100.0
Pathway Total	1.3E-07	2.3E-09	1.6E-08	1.5E-07	
Fraction of Total	8.8E-01	1.5E-02	1.1E-01		

Table 5.2 Excess lifetime cancer risks for the future worker (continued)

----- AREA_CODE=1 MEDIA=RGA Groundwater -----

Analyte	Direct ingestion	Dermal contact while showering	Inh. of volatiles while showering	Chemical Total	% of Total
Aluminum					
Arsenic	1.7E-05	1.5E-07		1.7E-05	0.05
Barium					
Beryllium	8.9E-05	3.2E-05		1.2E-04	0.34
Cadmium					
Chromium					
Cobalt					
Fluoride					
Iron					
Lead					
Manganese					
Mercury					
Molybdenum					
Nitrate as Nitrogen					
Selenium					
Silica					
Sulfate					
Tetraoxo-sulfate(1-)					
Thallium					
Tin					
Uranium					
Vanadium					
Zinc					
1,1,2-Trichloroethane	4.0E-07	1.5E-08	2.2E-07	6.3E-07	0.00
1,1-Dichloroethene	1.4E-04	4.4E-06	1.5E-04	2.9E-04	0.82
1,2-Dichloroethane	3.5E-07	6.7E-09	1.9E-07	5.5E-07	0.00
Acetone					
Bis(2-ethylhexyl)phthalate	9.8E-08	4.4E-08		1.4E-07	0.00
Butyl benzyl phthalate					
Carbon tetrachloride	7.3E-05	8.9E-06	1.6E-05	9.8E-05	0.28
Chlorobenzene					
Chloroform	3.0E-07	4.8E-08	2.2E-06	2.5E-06	0.01
Di-n-butyl phthalate					
Dimethylbenzene					
Ethane					
Ethylbenzene					
Ethylene					
Methylene chloride	3.3E-07	5.6E-09	3.9E-08	3.7E-07	0.00
Tetrachloroethene	5.8E-05	7.8E-05	1.2E-06	1.4E-04	0.39
Trichloroethene	5.4E-04	2.1E-04	1.6E-04	9.0E-04	2.55
Vinyl chloride	3.0E-02	8.0E-04	2.6E-03	3.3E-02	94.91
cis-1,2-Dichloroethene					
trans-1,2-Dichloroethene					
Americium-241	9.8E-07			9.8E-07	0.00
Cesium-137	4.1E-06			4.1E-06	0.01
Cobalt-60	1.1E-07			1.1E-07	0.00
Neptunium-237	1.6E-06			1.6E-06	0.00
Plutonium-239	6.5E-08			6.5E-08	0.00
Radium-226	8.5E-05			8.5E-05	0.24
Radon-222			1.3E-04	1.3E-04	0.36
Technetium-99	3.0E-06			3.0E-06	0.01
Thorium-230	1.3E-07			1.3E-07	0.00
Uranium-234	4.5E-07			4.5E-07	0.00
Uranium-235	3.8E-07			3.8E-07	0.00
Uranium-235/236	3.8E-08			3.8E-08	0.00
Uranium-238	8.3E-06			8.3E-06	0.02
Pathway Total	3.1E-02	1.1E-03	3.1E-03	3.5E-02	
Fraction of Total	8.8E-01	3.2E-02	8.6E-02		

Table 5.2 Excess lifetime cancer risks for the future worker (continued)

----- AREA_CODE=1 MEDIA=UCRS Groundwater -----

Analyte	Direct ingestion	Dermal contact while showering	Inh. of volatiles while showering	Chemical Total	% of Total
Aluminum					
Ammonia as Nitrogen					
Antimony					
Arsenic	7.5E-05	6.6E-07		7.5E-05	0.19
Barium					
Beryllium	2.6E-05	9.3E-06		3.5E-05	0.09
Cadmium					
Chromium					
Cobalt					
Fluoride					
Iron					
Kjeldahl Nitrogen					
Lead					
Manganese					
Mercury					
Molybdenum					
Nickel					
Nitrate as Nitrogen					
Nitrate/Nitrite					
Orthophosphate					
Selenium					
Silica					
Strontium					
Sulfate					
Sulfide					
Tetraoxo-sulfate(1-)					
Thallium					
Tin					
Uranium					
Vanadium					
Zinc					
1,1-Dichloroethene	4.2E-04	1.4E-05	4.6E-04	8.9E-04	2.21
1,2-Dichloroethane	6.4E-07	1.2E-08	3.5E-07	1.0E-06	0.00
1,2-Dichloroethene					
2,4-Dimethylphenol					
Benzene	7.9E-07	6.2E-08	4.3E-07	1.3E-06	0.00
Bis(2-ethylhexyl)phthalate	4.9E-08	2.2E-08		7.1E-08	0.00
Chloroethane					
Chloroform	3.6E-07	5.9E-08	2.6E-06	3.0E-06	0.01
Di-n-butyl phthalate					
Dimethylbenzene					
Ethane					
Ethylbenzene					
Ethylene					
Fluorene					
Isophorone	1.7E-08	5.3E-10		1.7E-08	0.00
Methylene chloride	2.7E-07	4.6E-09	3.2E-08	3.0E-07	0.00
Naphthalene					
Phenanthrene					
Trichloroethene	1.3E-03	5.0E-04	3.8E-04	2.2E-03	5.35
Vinyl chloride	3.3E-02	8.8E-04	2.9E-03	3.6E-02	91.43
cis-1,2-Dichloroethene					
trans-1,2-Dichloroethene					
Americium-241	7.0E-07			7.0E-07	0.00
Cobalt-60	1.4E-07			1.4E-07	0.00
Neptunium-237	9.5E-07			9.5E-07	0.00
Plutonium-239	3.9E-07			3.9E-07	0.00
Radium-226	8.5E-07			8.5E-07	0.00
Radon-222			2.8E-04	2.8E-04	0.70
Technetium-99	1.6E-06			1.6E-06	0.00

Table 5.2 Excess lifetime cancer risks for the future worker (continued)

----- AREA_CODE=l MEDIA=UCRS Groundwater -----
(continued)

Analyte	Direct ingestion	Dermal contact while showering	Inh. of volatiles while showering	Chemical Total	% of Total
Thorium-228	9.2E-07			9.2E-07	0.00
Uranium-234	1.2E-06			1.2E-06	0.00
Uranium-235	2.8E-07			2.8E-07	0.00
Uranium-235/236	2.4E-08			2.4E-08	0.00
Uranium-238	4.5E-06			4.5E-06	0.01
Pathway Total	3.4E-02	1.4E-03	4.0E-03	4.0E-02	
Fraction of Total	8.7E-01	3.5E-02	9.9E-02		

----- AREA_CODE=m MEDIA=McNairy Groundwater -----

Analyte	Direct ingestion	Dermal contact while showering	Inh. of volatiles while showering	Chemical Total	% of Total
Aluminum					
Arsenic	3.0E-05	2.6E-07		3.0E-05	12.35
Barium					
Beryllium	1.0E-04	3.7E-05		1.4E-04	57.75
Cadmium					
Chromium					
Cobalt					
Fluoride					
Iron					
Manganese					
Mercury					
Molybdenum					
Nickel					
Silica					
Sulfate					
Tetraoxo-sulfate(1-)					
Uranium					
Vanadium					
Zinc					
Trichloroethene	5.8E-08	2.3E-08	1.7E-08	9.8E-08	0.04
Neptunium-237	5.2E-08			5.2E-08	0.02
Plutonium-239	9.3E-08			9.3E-08	0.04
Radium-226	1.3E-06			1.3E-06	0.54
Radon-222			7.0E-05	7.0E-05	29.18
Technetium-99	6.5E-08			6.5E-08	0.03
Thorium-230	1.1E-07			1.1E-07	0.04
Pathway Total	1.3E-04	3.7E-05	7.0E-05	2.4E-04	
Fraction of Total	5.5E-01	1.5E-01	2.9E-01		

----- AREA_CODE=m MEDIA=Other Groundwater -----

Analyte	Direct ingestion	Dermal contact while showering	Inh. of volatiles while showering	Chemical Total	% of Total
Aluminum					
Ammonia as Nitrogen					
Antimony					
Arsenic	1.4E-05	1.2E-07		1.4E-05	2.49
Barium					
Beryllium	4.1E-05	1.5E-05		5.6E-05	9.94

Table 5.2 Excess lifetime cancer risks for the future worker (continued)

----- AREA_CODE=m MEDIA=Other Groundwater -----
(continued)

Analyte	Direct ingestion	Dermal contact while showering	Inh. of volatiles while showering	Chemical Total	% of Total
Cadmium					
Chromium					
Cobalt					
Fluoride					
Iron					
Kjeldahl Nitrogen					
Lead					
Manganese					
Mercury					
Nickel					
Nitrate as Nitrogen					
Silica					
Strontium					
Sulfate					
Sulfide					
Tetraoxo-sulfate(1-)					
Thallium					
Tin					
Uranium					
Vanadium					
Zinc					
1,1-Dichloroethane					
1,1-Dichloroethene	5.5E-05	1.8E-06	6.0E-05	1.2E-04	20.88
1,2-Dichloroethene					
Acetone					
Di-n-butyl phthalate					
Methylene chloride	1.2E-07	2.0E-09	1.4E-08	1.3E-07	0.02
Naphthalene					
Phenanthrene					
Trichloroethene	9.3E-07	3.6E-07	2.8E-07	1.6E-06	0.28
Vinyl chloride	1.0E-04	2.6E-06	8.6E-06	1.1E-04	19.70
cis-1,2-Dichloroethene					
Neptunium-237	2.1E-07			2.1E-07	0.04
Radium-226	6.8E-07			6.8E-07	0.12
Radon-222			2.6E-04	2.6E-04	46.01
Technetium-99	8.3E-08			8.3E-08	0.01
Thorium-228	1.1E-06			1.1E-06	0.20
Thorium-230	1.3E-07			1.3E-07	0.02
Uranium-234	5.8E-07			5.8E-07	0.10
Uranium-235	7.7E-08			7.7E-08	0.01
Uranium-238	8.6E-07			8.6E-07	0.15
Pathway Total	2.1E-04	2.0E-05	3.3E-04	5.6E-04	
Fraction of Total	3.8E-01	3.5E-02	5.8E-01		

----- AREA_CODE=m MEDIA=RGA Groundwater -----

Analyte	Direct ingestion	Dermal contact while showering	Inh. of volatiles while showering	Chemical Total	% of Total
Aluminum					
Antimony					
Arsenic	1.4E-05	1.2E-07		1.4E-05	3.04
Barium					
Beryllium	1.1E-04	3.9E-05		1.5E-04	31.96
Bicarbonate					
Boron					

Table 5.2 Excess lifetime cancer risks for the future worker (continued)

----- AREA_CODE=m MEDIA=RGA Groundwater -----
(continued)

Analyte	Direct ingestion	Dermal contact while showering	Inh. of volatiles while showering	Chemical Total	% of Total
Cadmium					
Cerium					
Chromium					
Cobalt					
Copper					
Fluoride					
Gallium					
Iron					
Lead					
Lithium					
Manganese					
Mercury					
Molybdenum					
Nickel					
Nitrate as Nitrogen					
Selenium					
Silica					
Silver					
Sulfate					
Tetraoxo-sulfate(1-)					
Thallium					
Thorium					
Titanium					
Uranium					
Vanadium					
Zinc					
Zirconium					
1,1-Dichloroethene	4.2E-05	1.4E-06	4.6E-05	8.9E-05	19.43
1,2-Dichlorobenzene					
1,2-Dichloroethene					
1,3,5-Trimethylbenzene					
1,4-Dichlorobenzene	5.2E-09	1.3E-09		6.5E-09	0.00
2-Butanone					
4-Bromofluorobenzene					
4-Methyl-2-pentanone					
Acetone					
Acrylonitrile	1.9E-05	1.2E-07	4.6E-06	2.4E-05	5.14
Benzene	1.0E-07	8.0E-09	5.5E-08	1.6E-07	0.04
Bis(2-ethylhexyl)phthalate	2.9E-07	1.3E-07		4.2E-07	0.09
Bromomethane					
Carbazole	8.0E-07	3.8E-07		1.2E-06	0.26
Carbon tetrachloride	2.7E-07	3.3E-08	6.1E-08	3.7E-07	0.08
Chloroform	4.3E-08	6.9E-09	3.1E-07	3.6E-07	0.08
Chloromethane	9.1E-08	1.7E-09	2.4E-08	1.2E-07	0.03
Chrysene	1.5E-08	1.5E-07		1.6E-07	0.03
Di-n-butyl phthalate					
Dimethylbenzene					
Ethanol					
Ethylbenzene					
Methylene chloride	9.4E-08	1.6E-09	1.1E-08	1.1E-07	0.02
PCB-1254	5.9E-07	8.3E-07		1.4E-06	0.31
Polychlorinated biphenyl	1.4E-07	2.0E-07		3.3E-07	0.07
Tetrachloroethene	3.6E-07	4.9E-07	7.6E-09	8.6E-07	0.19
Trichloroethene	2.2E-05	8.7E-06	6.7E-06	3.8E-05	8.26
Vinyl chloride	6.6E-06	1.8E-07	5.7E-07	7.4E-06	1.61
cis-1,2-Dichloroethene					
m,p-Xylene					
trans-1,2-Dichloroethene					
trans-1,3-Dichloropropene					

Table 5.2 Excess lifetime cancer risks for the future worker (continued)

----- AREA_CODE=m MEDIA=RGa Groundwater -----
(continued)

Analyte	Direct ingestion	Dermal contact while showering	Inh. of volatiles while showering	Chemical Total	% of Total
Americium-241	4.5E-07			4.5E-07	0.10
Cesium-137	7.1E-08			7.1E-08	0.02
Cobalt-60	8.9E-08			8.9E-08	0.02
Neptunium-237	2.9E-07			2.9E-07	0.06
Plutonium-239	6.0E-08			6.0E-08	0.01
Radium-226	7.4E-07			7.4E-07	0.16
Radon-222			1.3E-04	1.3E-04	28.73
Technetium-99	1.1E-06			1.1E-06	0.24
Thorium-230	1.1E-07			1.1E-07	0.02
Pathway Total	2.2E-04	5.2E-05	1.9E-04	4.6E-04	
Fraction of Total	4.7E-01	1.1E-01	4.1E-01		

----- AREA_CODE=m MEDIA=UCRS Groundwater -----

Analyte	Direct ingestion	Dermal contact while showering	Inh. of volatiles while showering	Chemical Total	% of Total
Aluminum					
Antimony					
Arsenic	2.1E-05	1.9E-07		2.1E-05	16.57
Barium					
Cadmium					
Chromium					
Cobalt					
Copper					
Fluoride					
Iron					
Lead					
Manganese					
Mercury					
Nickel					
Nitrate as Nitrogen					
Silica					
Silver					
Sulfate					
Tetraoxo-sulfate(1-)					
Thallium					
Uranium					
Vanadium					
Zinc					
Benzene	3.2E-07	2.5E-08	1.7E-07	5.2E-07	0.41
Bromodichloromethane	1.9E-06	4.2E-08		2.0E-06	1.56
Chloroform	2.3E-07	3.7E-08	1.7E-06	1.9E-06	1.51
Dibromochloromethane	5.9E-07	1.4E-08		6.0E-07	0.47
Ethanol					
Methylene chloride	1.1E-07	1.9E-09	1.3E-08	1.3E-07	0.10
Trichloroethene	1.4E-07	5.6E-08	4.3E-08	2.4E-07	0.19
Cesium-137	1.8E-07			1.8E-07	0.14
Cobalt-60	1.6E-07			1.6E-07	0.13
Neptunium-237	1.8E-07			1.8E-07	0.14
Plutonium-239	1.7E-07			1.7E-07	0.13
Radium-226	1.3E-06			1.3E-06	1.00
Radon-222			9.9E-05	9.9E-05	77.51
Technetium-99	1.9E-07			1.9E-07	0.15
Pathway Total	2.6E-05	3.6E-07	1.0E-04	1.3E-04	
Fraction of Total	2.1E-01	2.8E-03	7.9E-01		

Table 5.2 Excess lifetime cancer risks for the future worker (continued)

----- AREA_CODE=n MEDIA=McNairy Groundwater -----

Analyte	Direct ingestion	Dermal contact while showering	Inh. of volatiles while showering	Chemical Total	% of Total
Aluminum					
Antimony					
Arsenic	2.5E-05	2.2E-07		2.5E-05	10.61
Barium					
Beryllium	1.0E-04	3.7E-05		1.4E-04	60.29
Cadmium					
Chromium					
Cobalt					
Fluoride					
Iron					
Manganese					
Mercury					
Molybdenum					
Nickel					
Nitrate as Nitrogen					
Silica					
Sulfate					
Tetraoxo-sulfate(1-)					
Thallium					
Uranium					
Vanadium					
Zinc					
Trichloroethene	6.4E-06	2.5E-06	1.9E-06	1.1E-05	4.64
Neptunium-237	1.4E-07			1.4E-07	0.06
Plutonium-239	7.6E-08			7.6E-08	0.03
Radium-226	1.1E-06			1.1E-06	0.49
Radon-222			5.5E-05	5.5E-05	23.70
Technetium-99	3.4E-07			3.4E-07	0.14
Thorium-230	8.5E-08			8.5E-08	0.04
Pathway Total	1.4E-04	4.0E-05	5.7E-05	2.3E-04	
Fraction of Total	5.8E-01	1.7E-01	2.5E-01		

----- AREA_CODE=n MEDIA=Other Groundwater -----

Analyte	Direct ingestion	Dermal contact while showering	Inh. of volatiles while showering	Chemical Total	% of Total
Aluminum					
Ammonia as Nitrogen					
Antimony					
Arsenic	1.4E-05	1.2E-07		1.4E-05	2.50
Barium					
Beryllium	4.1E-05	1.5E-05		5.6E-05	9.97
Cadmium					
Chromium					
Cobalt					
Fluoride					
Iron					
Kjeldahl Nitrogen					
Lead					
Manganese					
Mercury					
Nickel					
Nitrate as Nitrogen					
Silica					
Strontium					
Sulfate					

Table 5.2 Excess lifetime cancer risks for the future worker (continued)

----- AREA_CODE=n MEDIA=Other Groundwater -----
(continued)

Analyte	Direct ingestion	Dermal contact while showering	Inh. of volatiles while showering	Chemical Total	% of Total
Sulfide					
Tetraoxo-sulfate(1-)					
Thallium					
Tin					
Uranium					
Vanadium					
Zinc					
1,1-Dichloroethane					
1,1-Dichloroethene	5.5E-05	1.8E-06	6.0E-05	1.2E-04	20.68
1,2-Dichloroethene					
Acetone					
Di-n-butyl phthalate					
Methylene chloride	1.1E-07	1.9E-09	1.3E-08	1.3E-07	0.02
Naphthalene					
Phenanthrene					
Trichloroethene	9.3E-07	3.6E-07	2.8E-07	1.6E-06	0.28
Vinyl chloride	1.0E-04	2.6E-06	8.6E-06	1.1E-04	19.76
cis-1,2-Dichloroethene					
Neptunium-237	2.1E-07			2.1E-07	0.04
Radium-226	6.8E-07			6.8E-07	0.12
Radon-222			2.6E-04	2.6E-04	46.13
Technetium-99	8.3E-08			8.3E-08	0.01
Thorium-228	1.1E-06			1.1E-06	0.20
Thorium-230	1.3E-07			1.3E-07	0.02
Uranium-234	5.8E-07			5.8E-07	0.10
Uranium-235	7.7E-08			7.7E-08	0.01
Uranium-238	8.6E-07			8.6E-07	0.15
Pathway Total	2.1E-04	2.0E-05	3.3E-04	5.6E-04	
Fraction of Total	3.8E-01	3.5E-02	5.8E-01		

----- AREA_CODE=n MEDIA=RGA Groundwater -----

Analyte	Direct ingestion	Dermal contact while showering	Inh. of volatiles while showering	Chemical Total	% of Total
Aluminum					
Antimony					
Arsenic	1.5E-05	1.3E-07		1.5E-05	0.11
Barium					
Beryllium	1.0E-04	3.7E-05		1.4E-04	0.97
Bicarbonate					
Boron					
Cadmium					
Cerium					
Chromium					
Cobalt					
Copper					
Fluoride					
Gallium					
Iron					
Lead					
Lithium					
Manganese					
Mercury					
Molybdenum					
Nickel					

Table 5.2 Excess lifetime cancer risks for the future worker (continued)

----- AREA_CODE=n MEDIA=RGa Groundwater -----					
(continued)					
Analyte	Direct ingestion	Dermal contact while showering	Inh. of volatiles while showering	Chemical Total	% of Total
Nitrate as Nitrogen					
Selenium					
Silica					
Silver					
Sulfate					
Tetraoxo-sulfate(1-)					
Thallium					
Thorium					
Tin					
Titanium					
Uranium					
Vanadium					
Zinc					
Zirconium					
1,1,2-Trichloroethane	4.0E-07	1.5E-08	2.2E-07	6.3E-07	0.00
1,1-Dichloroethene	1.4E-04	4.4E-06	1.5E-04	2.9E-04	2.03
1,2-Dichlorobenzene					
1,2-Dichloroethane	3.5E-07	6.7E-09	1.9E-07	5.5E-07	0.00
1,2-Dichloroethene					
1,3,5-Trimethylbenzene					
1,4-Dichlorobenzene	5.2E-09	1.3E-09		6.5E-09	0.00
2-Butanone					
4-Bromofluorobenzene					
4-Methyl-2-pentanone					
Acetone					
Acrylonitrile	1.9E-05	1.2E-07	4.6E-06	2.4E-05	0.17
Benzene	1.0E-07	8.0E-09	5.5E-08	1.6E-07	0.00
Bis(2-ethylhexyl)phthalate	2.7E-07	1.2E-07		3.8E-07	0.00
Bromomethane					
Butyl benzyl phthalate					
Carbazole	4.0E-07	1.9E-07		5.9E-07	0.00
Carbon tetrachloride	7.3E-05	8.9E-06	1.6E-05	9.8E-05	0.69
Chlorobenzene					
Chloroform	3.0E-07	4.8E-08	2.2E-06	2.5E-06	0.02
Chloromethane	9.1E-08	1.7E-09	2.4E-08	1.2E-07	0.00
Chrysene	1.5E-08	1.5E-07		1.6E-07	0.00
Di-n-butyl phthalate					
Dimethylbenzene					
Ethane					
Ethanol					
Ethylbenzene					
Ethylene					
Methylene chloride	1.2E-06	2.0E-08	1.4E-07	1.3E-06	0.01
PCB-1254	6.2E-07	8.7E-07		1.5E-06	0.01
Polychlorinated biphenyl	1.4E-07	2.0E-07		3.3E-07	0.00
Tetrachloroethene	5.8E-05	7.8E-05	1.2E-06	1.4E-04	0.96
Trichloroethene	2.6E-04	1.0E-04	7.7E-05	4.3E-04	3.05
Vinyl chloride	1.2E-02	3.1E-04	1.0E-03	1.3E-02	90.60
cis-1,2-Dichloroethene					
m,p-Xylene					
trans-1,2-Dichloroethene					
trans-1,3-Dichloropropene					
Americium-241	5.7E-07			5.7E-07	0.00
Cesium-137	4.1E-06			4.1E-06	0.03
Cobalt-60	8.6E-08			8.6E-08	0.00
Neptunium-237	9.4E-07			9.4E-07	0.01
Plutonium-239	5.4E-08			5.4E-08	0.00
Radium-226	5.3E-05			5.3E-05	0.37
Radon-222			1.3E-04	1.3E-04	0.89

Table 5.2 Excess lifetime cancer risks for the future worker (continued)

----- AREA_CODE=n MEDIA=RGa Groundwater -----
(continued)

Analyte	Direct ingestion	Dermal contact while showering	Inh. of volatiles while showering	Chemical Total	% of Total
Technetium-99	1.8E-06			1.8E-06	0.01
Thorium-230	1.1E-07			1.1E-07	0.00
Uranium-234	4.5E-07			4.5E-07	0.00
Uranium-235	3.8E-07			3.8E-07	0.00
Uranium-235/236	3.8E-08			3.8E-08	0.00
Uranium-238	8.3E-06			8.3E-06	0.06
Pathway Total	1.2E-02	5.4E-04	1.4E-03	1.4E-02	
Fraction of Total	8.7E-01	3.8E-02	9.7E-02		

----- AREA_CODE=n MEDIA=UCRS Groundwater -----

Analyte	Direct ingestion	Dermal contact while showering	Inh. of volatiles while showering	Chemical Total	% of Total
Aluminum					
Ammonia as Nitrogen					
Antimony					
Arsenic	6.4E-05	5.6E-07		6.4E-05	0.16
Barium					
Beryllium	2.6E-05	9.3E-06		3.5E-05	0.09
Cadmium					
Chromium					
Cobalt					
Copper					
Fluoride					
Iron					
Kjeldahl Nitrogen					
Lead					
Manganese					
Mercury					
Molybdenum					
Nickel					
Nitrate as Nitrogen					
Nitrate/Nitrite					
Orthophosphate					
Selenium					
Silica					
Silver					
Strontium					
Sulfate					
Sulfide					
Tetraoxo-sulfate(1-)					
Thallium					
Tin					
Uranium					
Vanadium					
Zinc					
1,1-Dichloroethene	4.2E-04	1.4E-05	4.6E-04	8.9E-04	2.24
1,2-Dichloroethane	6.4E-07	1.2E-08	3.5E-07	1.0E-06	0.00
1,2-Dichloroethene					
2,4-Dimethylphenol					
Benzene	7.9E-07	6.2E-08	4.3E-07	1.3E-06	0.00
Bis(2-ethylhexyl)phthalate	4.9E-08	2.2E-08		7.1E-08	0.00
Bromodichloromethane	1.9E-06	4.2E-08		2.0E-06	0.01
Chloroethane					
Chloroform	5.1E-07	8.3E-08	3.7E-06	4.3E-06	0.01

Table 5.2 Excess lifetime cancer risks for the future worker (continued)

----- AREA_CODE=n MEDIA=UCRS Groundwater -----					
(continued)					
Analyte	Direct ingestion	Dermal contact while showering	Inh. of volatiles while showering	Chemical Total	% of Total
Di-n-butyl phthalate					
Dibromochloromethane	5.9E-07	1.4E-08		6.0E-07	0.00
Dimethylbenzene					
Ethane					
Ethanol					
Ethylbenzene					
Ethylene					
Fluorene					
Isophorone	1.7E-08	5.3E-10		1.7E-08	0.00
Methylene chloride	1.2E-07	2.0E-09	1.4E-08	1.3E-07	0.00
Naphthalene					
Phenanthrene					
Trichloroethene	9.7E-04	3.7E-04	2.9E-04	1.6E-03	4.10
Vinyl chloride	3.3E-02	8.8E-04	2.9E-03	3.6E-02	92.77
cis-1,2-Dichloroethene					
trans-1,2-Dichloroethene					
Americium-241	-3.7E-07			-3.7E-07	-0.00
Cesium-137	1.8E-07			1.8E-07	0.00
Cobalt-60	1.4E-07			1.4E-07	0.00
Neptunium-237	6.1E-07			6.1E-07	0.00
Plutonium-239	2.7E-07			2.7E-07	0.00
Radium-226	9.6E-07			9.6E-07	0.00
Radon-222			2.4E-04	2.4E-04	0.60
Technetium-99	1.3E-06			1.3E-06	0.00
Thorium-228	9.2E-07			9.2E-07	0.00
Uranium-234	1.2E-06			1.2E-06	0.00
Uranium-235	2.8E-07			2.8E-07	0.00
Uranium-235/236	2.4E-08			2.4E-08	0.00
Uranium-238	4.5E-06			4.5E-06	0.01
Pathway Total	3.4E-02	1.3E-03	3.9E-03	3.9E-02	
Fraction of Total	8.7E-01	3.2E-02	9.7E-02		

Table 5.3a Systemic toxicity from direct contact for the child recreator

----- AREA_CODE=a MEDIA=RGa Groundwater -----

Analyte	Direct ingestion	Dermal contact while swimming	Dermal contact while wading	Chemical Total	% of Total
Aluminum	1.11E-03	1.60E-03	2.58E-03	5.29E-03	0.00
Arsenic	1.31E-02	4.60E-03	7.42E-03	2.51E-02	0.00
Barium	2.16E-03	4.45E-03	7.17E-03	1.38E-02	0.00
Chromium	1.64E-02	1.18E-01	1.90E-01	3.24E-01	0.01
Fluoride	5.67E-03	8.42E-04	1.36E-03	7.87E-03	0.00
Iron	8.06E-03	7.74E-03	1.25E-02	2.83E-02	0.00
Manganese	3.79E-03	1.37E-02	2.20E-02	3.95E-02	0.00
Tetraoxo-sulfate(1-)					
Thallium					
Vanadium	2.34E-02	3.38E-01	5.44E-01	9.05E-01	0.03
Zinc	6.77E-05	4.87E-05	7.85E-05	1.95E-04	0.00
1,1-Dichloroethene	2.95E-03	3.78E-03	6.09E-03	1.28E-02	0.00
Carbon tetrachloride	2.22E-01	1.08E+00	1.74E+00	3.04E+00	0.09
Chloroform	2.21E-04	1.42E-03	2.28E-03	3.92E-03	0.00
Tetrachloroethene	2.54E-02	1.35E+00	2.18E+00	3.56E+00	0.10
Trichloroethene	8.47E+01	1.30E+03	2.10E+03	3.48E+03	99.77
cis-1,2-Dichloroethene	1.13E-02	1.63E-02	2.62E-02	5.38E-02	0.00
trans-1,2-Dichloroethene	8.31E-03	1.28E-03	2.07E-03	1.17E-02	0.00
Cesium-137					
Neptunium-237					
Technetium-99					
Thorium-230					
Pathway Total	8.51E+01	1.30E+03	2.10E+03	3.49E+03	
Fraction of Total	2.44E-02	3.74E-01	6.02E-01		

----- AREA_CODE=a MEDIA=UCRS Groundwater -----

Analyte	Direct ingestion	Dermal contact while swimming	Dermal contact while wading	Chemical Total	% of Total
Aluminum	2.51E-03	3.62E-03	5.84E-03	1.20E-02	0.00
Antimony	7.71E-02	5.55E-01	8.95E-01	1.53E+00	0.05
Arsenic	1.02E-02	3.58E-03	5.77E-03	1.96E-02	0.00
Barium	7.54E-04	1.55E-03	2.50E-03	4.81E-03	0.00
Beryllium	3.07E-04	4.42E-03	7.13E-03	1.19E-02	0.00
Chromium	5.23E-03	3.77E-02	6.07E-02	1.04E-01	0.00
Cobalt	3.68E-05	6.63E-06	1.07E-05	5.42E-05	0.00
Iron	1.24E-02	1.19E-02	1.92E-02	4.35E-02	0.00
Lead	7.63E+02	7.32E+02	1.18E+03	2.67E+03	80.91
Manganese	1.38E-03	4.97E-03	8.02E-03	1.44E-02	0.00
Nickel	5.01E-03	2.67E-03	4.31E-03	1.20E-02	0.00
Silica					
Tetraoxo-sulfate(1-)					
Uranium	5.90E-03	9.99E-04	1.61E-03	8.51E-03	0.00
Vanadium	1.51E-02	2.17E-01	3.49E-01	5.81E-01	0.02
Zinc	7.34E-05	5.28E-05	8.51E-05	2.11E-04	0.00
1,1-Dichloroethene	1.97E-04	2.52E-04	4.06E-04	8.54E-04	0.00
Bis(2-ethylhexyl)phthalate	5.53E-05	9.80E-04	1.58E-03	2.62E-03	0.00
Chloroform	1.44E-03	9.21E-03	1.48E-02	2.55E-02	0.00
Trichloroethene	1.53E+01	2.35E+02	3.78E+02	6.29E+02	19.01
cis-1,2-Dichloroethene	1.44E-02	2.07E-02	3.33E-02	6.84E-02	0.00
trans-1,2-Dichloroethene	2.39E-03	3.68E-04	5.93E-04	3.35E-03	0.00
Neptunium-237					
Radon-222					
Technetium-99					
Pathway Total	7.78E+02	9.68E+02	1.56E+03	3.31E+03	
Fraction of Total	2.35E-01	2.93E-01	4.72E-01		

Table 5.3a Systemic toxicity from direct contact for the child recreator (continued)

----- AREA_CODE=b MEDIA=McNairy Groundwater -----

Analyte	Direct ingestion	Dermal contact while swimming	Dermal contact while wading	Chemical Total	% of Total
Aluminum	9.31E-04	1.34E-03	2.16E-03	4.43E-03	0.04
Antimony	2.96E-01	2.13E+00	3.43E+00	5.86E+00	56.29
Nitrate as Nitrogen	4.79E-04	1.38E-04	2.22E-04	8.40E-04	0.01
Silica					
Tetraoxo-sulfate(1-)					
Trichloroethene	1.11E-01	1.70E+00	2.74E+00	4.54E+00	43.66
Technetium-99					
Pathway Total	4.08E-01	3.83E+00	6.17E+00	1.04E+01	
Fraction of Total	3.92E-02	3.68E-01	5.93E-01		

----- AREA_CODE=b MEDIA=RGa Groundwater -----

Analyte	Direct ingestion	Dermal contact while swimming	Dermal contact while wading	Chemical Total	% of Total
Aluminum	1.69E-03	2.43E-03	3.91E-03	8.03E-03	0.00
Arsenic	1.23E-02	4.33E-03	6.97E-03	2.36E-02	0.00
Barium	3.44E-03	7.07E-03	1.14E-02	2.19E-02	0.00
Beryllium	3.56E-03	5.12E-02	8.25E-02	1.37E-01	0.01
Cadmium	1.92E-02	2.76E-01	4.45E-01	7.40E-01	0.05
Chromium	1.26E-02	9.07E-02	1.46E-01	2.49E-01	0.02
Cobalt	4.89E-04	8.79E-05	1.42E-04	7.18E-04	0.00
Fluoride	2.88E-03	4.27E-04	6.88E-04	3.99E-03	0.00
Iron	1.88E-02	1.80E-02	2.90E-02	6.58E-02	0.00
Lead	4.57E+02	4.39E+02	7.07E+02	1.60E+03	98.42
Manganese	9.57E-03	3.45E-02	5.55E-02	9.96E-02	0.01
Mercury	1.11E-03	2.27E-03	3.66E-03	7.04E-03	0.00
Nitrate as Nitrogen	1.14E-03	3.29E-04	5.31E-04	2.00E-03	0.00
Selenium	9.30E-04	3.04E-04	4.90E-04	1.72E-03	0.00
Silica					
Sulfate					
Tetraoxo-sulfate(1-)					
Tin	2.77E-04	3.99E-04	6.43E-04	1.32E-03	0.00
Uranium	2.31E-03	3.91E-04	6.31E-04	3.33E-03	0.00
Vanadium	6.32E-03	9.10E-02	1.47E-01	2.44E-01	0.01
Zinc	1.01E-04	7.29E-05	1.17E-04	2.92E-04	0.00
1,1,2-Trichloroethane	5.53E-04	8.25E-04	1.33E-03	2.71E-03	0.00
1,1-Dichloroethene	1.60E-04	2.05E-04	3.30E-04	6.94E-04	0.00
1,2-Dichloroethane					
Acetone	2.09E-04	2.06E-05	3.32E-05	2.62E-04	0.00
Carbon tetrachloride	2.53E-02	1.23E-01	1.98E-01	3.47E-01	0.02
Chlorobenzene	1.11E-04	2.11E-03	3.39E-03	5.61E-03	0.00
Chloroform	1.55E-03	9.92E-03	1.60E-02	2.74E-02	0.00
Di-n-butyl phthalate	8.84E-05	1.46E-03	2.36E-03	3.91E-03	0.00
Ethane					
Ethylene					
Methylene chloride	4.10E-05	2.80E-05	4.51E-05	1.14E-04	0.00
Tetrachloroethene	3.54E-02	1.88E+00	3.04E+00	4.96E+00	0.30
Trichloroethene	4.49E-01	6.90E+00	1.11E+01	1.85E+01	1.13
Vinyl chloride					
cis-1,2-Dichloroethene	7.21E-02	1.04E-01	1.67E-01	3.43E-01	0.02
Americium-241					
Cesium-137					
Cobalt-60					
Plutonium-239					
Radium-226					
Radon-222					

Table 5.3a Systemic toxicity from direct contact for the child recreator (continued)

----- AREA_CODE=b MEDIA=RGa Groundwater -----
(continued)

Analyte	Direct ingestion	Dermal contact while swimming	Dermal contact while wading	Chemical Total	% of Total
Technetium-99					
Thorium-230					
Uranium-234					
Uranium-235					
Uranium-235/236					
Uranium-238					
Pathway Total	4.58E+02	4.48E+02	7.23E+02	1.63E+03	
Fraction of Total	2.81E-01	2.75E-01	4.44E-01		

----- AREA_CODE=b MEDIA=UCRS Groundwater -----

Analyte	Direct ingestion	Dermal contact while swimming	Dermal contact while wading	Chemical Total	% of Total
Aluminum	2.77E-03	3.99E-03	6.43E-03	1.32E-02	0.00
Arsenic	6.69E-02	2.35E-02	3.78E-02	1.28E-01	0.04
Barium	2.76E-03	5.67E-03	9.15E-03	1.76E-02	0.01
Beryllium	2.21E-04	3.18E-03	5.13E-03	8.54E-03	0.00
Cadmium	1.41E-02	2.04E-01	3.28E-01	5.46E-01	0.19
Chromium	1.37E-02	9.89E-02	1.59E-01	2.72E-01	0.09
Cobalt	1.38E-04	2.49E-05	4.01E-05	2.03E-04	0.00
Fluoride	4.77E-03	7.08E-04	1.14E-03	6.61E-03	0.00
Iron	1.21E-02	1.16E-02	1.87E-02	4.24E-02	0.01
Lead	1.99E+01	1.91E+01	3.08E+01	6.98E+01	24.26
Manganese	6.10E-03	2.20E-02	3.54E-02	6.34E-02	0.02
Mercury	1.11E-03	2.27E-03	3.66E-03	7.04E-03	0.00
Molybdenum	2.21E-03	8.38E-04	1.35E-03	4.40E-03	0.00
Nickel	1.73E-02	9.21E-03	1.48E-02	4.13E-02	0.01
Nitrate as Nitrogen	4.49E-04	1.29E-04	2.09E-04	7.87E-04	0.00
Selenium	5.78E-04	1.89E-04	3.05E-04	1.07E-03	0.00
Silica					
Sulfate					
Tetraoxo-sulfate(1-)					
Thallium					
Tin	4.79E-05	6.90E-05	1.11E-04	2.28E-04	0.00
Uranium	2.78E-03	4.72E-04	7.60E-04	4.02E-03	0.00
Vanadium	1.54E-02	2.22E-01	3.58E-01	5.96E-01	0.21
Zinc	7.13E-05	5.13E-05	8.27E-05	2.05E-04	0.00
1,1-Dichloroethene	3.19E-04	4.09E-04	6.59E-04	1.39E-03	0.00
1,2-Dichloroethene	1.03E-03	1.98E-04	3.19E-04	1.55E-03	0.00
2,4-Dimethylphenol	1.58E-04	5.00E-03	8.06E-03	1.32E-02	0.00
Benzene					
Chloroethane	5.88E-04	8.47E-04	1.37E-03	2.80E-03	0.00
Di-n-butyl phthalate	6.31E-06	1.04E-04	1.68E-04	2.79E-04	0.00
Dimethylbenzene	3.98E-06	5.90E-05	9.51E-05	1.58E-04	0.00
Ethane					
Ethylbenzene	9.62E-06	1.06E-04	1.70E-04	2.86E-04	0.00
Ethylene					
Isophorone	2.36E-05	3.00E-05	4.83E-05	1.02E-04	0.00
Trichloroethene	5.24E+00	8.05E+01	1.30E+02	2.16E+02	74.92
Vinyl chloride					
cis-1,2-Dichloroethene	1.24E-01	1.78E-01	2.87E-01	5.88E-01	0.20
trans-1,2-Dichloroethene	2.82E-04	4.35E-05	7.00E-05	3.95E-04	0.00
Americium-241					
Cobalt-60					
Neptunium-237					

Table 5.3a Systemic toxicity from direct contact for the child recreator (continued)

----- AREA_CODE=b MEDIA=UCRS Groundwater -----
(continued)

Analyte	Direct ingestion	Dermal contact while swimming	Dermal contact while wading	Chemical Total	% of Total
Plutonium-239					
Radium-226					
Radon-222					
Technetium-99					
Uranium-234					
Uranium-235					
Uranium-235/236					
Uranium-238					
Pathway Total	2.54E+01	1.00E+02	1.62E+02	2.88E+02	
Fraction of Total	8.84E-02	3.49E-01	5.63E-01		

----- AREA_CODE=c MEDIA=RGa Groundwater -----

Analyte	Direct ingestion	Dermal contact while swimming	Dermal contact while wading	Chemical Total	% of Total
Aluminum	4.14E-03	5.96E-03	9.61E-03	1.97E-02	0.40
Barium	1.82E-03	3.75E-03	6.04E-03	1.16E-02	0.24
Chromium	7.70E-02	5.54E-01	8.93E-01	1.52E+00	31.02
Iron	2.49E-02	2.39E-02	3.85E-02	8.72E-02	1.77
Manganese	7.22E-03	2.60E-02	4.19E-02	7.51E-02	1.53
Molybdenum	8.21E-03	3.11E-03	5.01E-03	1.63E-02	0.33
Silica Sulfate					
Tetraoxo-sulfate(1-)					
Zinc	1.23E-04	8.86E-05	1.43E-04	3.54E-04	0.01
1,1-Dichloroethene	1.13E-03	1.45E-03	2.33E-03	4.91E-03	0.10
Chloroform	5.53E-04	3.54E-03	5.71E-03	9.80E-03	0.20
Trichloroethene	7.69E-02	1.18E+00	1.90E+00	3.16E+00	64.34
cis-1,2-Dichloroethene	6.84E-04	9.85E-04	1.59E-03	3.26E-03	0.07
Radon-222					
Technetium-99					
Pathway Total	2.03E-01	1.80E+00	2.91E+00	4.91E+00	
Fraction of Total	4.12E-02	3.67E-01	5.92E-01		

----- AREA_CODE=c MEDIA=UCRS Groundwater -----

Analyte	Direct ingestion	Dermal contact while swimming	Dermal contact while wading	Chemical Total	% of Total
Aluminum	2.02E-03	2.91E-03	4.69E-03	9.62E-03	3.00
Barium	1.05E-03	2.15E-03	3.47E-03	6.66E-03	2.07
Iron	7.00E-03	6.72E-03	1.08E-02	2.46E-02	7.65
Manganese	3.16E-03	1.14E-02	1.83E-02	3.28E-02	10.22
Silica					
Tetraoxo-sulfate(1-)					
Vanadium	5.25E-03	7.56E-02	1.22E-01	2.03E-01	63.13
Zinc	8.35E-05	6.01E-05	9.68E-05	2.40E-04	0.07
Benzene					
Chloroform	1.32E-03	8.49E-03	1.37E-02	2.35E-02	7.32
Trichloroethene	5.10E-04	7.84E-03	1.26E-02	2.10E-02	6.53
Technetium-99					
Pathway Total	2.04E-02	1.15E-01	1.86E-01	3.21E-01	

Table 5.3a Systemic toxicity from direct contact for the child recreator (continued)

----- AREA_CODE=c MEDIA=UCRS Groundwater -----
(continued)

Analyte	Direct ingestion	Dermal contact while swimming	Dermal contact while wading	Chemical Total	% of Total
Fraction of Total	6.35E-02	3.59E-01	5.78E-01		

----- AREA_CODE=d MEDIA=McNairy Groundwater -----

Analyte	Direct ingestion	Dermal contact while swimming	Dermal contact while wading	Chemical Total	% of Total
Silica					
Tetraoxo-sulfate(1-)					
Thallium					
Zinc	5.12E-04	3.69E-04	5.94E-04	1.47E-03	10.41
Trichloroethene	3.09E-04	4.74E-03	7.64E-03	1.27E-02	89.59
Pathway Total	8.21E-04	5.11E-03	8.24E-03	1.42E-02	
Fraction of Total	5.79E-02	3.61E-01	5.81E-01		

----- AREA_CODE=d MEDIA=Other Groundwater -----

Analyte	Direct ingestion	Dermal contact while swimming	Dermal contact while wading	Chemical Total	% of Total
Methylene chloride	9.21E-05	6.28E-05	1.01E-04	2.56E-04	100.0
Pathway Total	9.21E-05	6.28E-05	1.01E-04	2.56E-04	
Fraction of Total	3.60E-01	2.45E-01	3.95E-01		

----- AREA_CODE=d MEDIA=RGa Groundwater -----

Analyte	Direct ingestion	Dermal contact while swimming	Dermal contact while wading	Chemical Total	% of Total
Aluminum	1.38E-03	1.98E-03	3.20E-03	6.55E-03	0.00
Arsenic	1.47E-02	5.15E-03	8.30E-03	2.81E-02	0.00
Barium	3.93E-03	8.08E-03	1.30E-02	2.50E-02	0.00
Chromium	1.29E-02	9.30E-02	1.50E-01	2.56E-01	0.01
Cobalt	4.36E-04	7.85E-05	1.27E-04	6.41E-04	0.00
Fluoride	2.95E-03	4.38E-04	7.06E-04	4.10E-03	0.00
Iron	7.49E-03	7.19E-03	1.16E-02	2.63E-02	0.00
Lead	7.44E+02	7.14E+02	1.15E+03	2.61E+03	99.71
Manganese	2.79E-02	1.01E-01	1.62E-01	2.91E-01	0.01
Silica					
Tetraoxo-sulfate(1-)					
Tin	1.47E-03	2.12E-03	3.42E-03	7.02E-03	0.00
Uranium	8.33E-04	1.41E-04	2.27E-04	1.20E-03	0.00
Vanadium	9.94E-03	1.43E-01	2.31E-01	3.84E-01	0.01
Zinc	7.67E-05	5.52E-05	8.90E-05	2.21E-04	0.00
Bis(2-ethylhexyl)phthalate	1.11E-04	1.96E-03	3.16E-03	5.23E-03	0.00
Butyl benzyl phthalate	5.53E-06	9.31E-05	1.50E-04	2.49E-04	0.00
Di-n-butyl phthalate	8.08E-05	1.34E-03	2.16E-03	3.58E-03	0.00
Dimethylbenzene	4.44E-05	6.59E-04	1.06E-03	1.77E-03	0.00
Ethylbenzene	4.38E-04	4.81E-03	7.75E-03	1.30E-02	0.00
Methylene chloride	7.61E-04	5.19E-04	8.37E-04	2.12E-03	0.00

Table 5.3a Systemic toxicity from direct contact for the child recreator (continued)

----- AREA_CODE=d MEDIA=RGa Groundwater -----
(continued)

Analyte	Direct ingestion	Dermal contact while swimming	Dermal contact while wading	Chemical Total	% of Total
Tetrachloroethene	5.53E-04	2.94E-02	4.75E-02	7.75E-02	0.00
Trichloroethene	1.58E-01	2.42E+00	3.90E+00	6.48E+00	0.25
cis-1,2-Dichloroethene	3.21E-03	4.62E-03	7.44E-03	1.53E-02	0.00
Americium-241					
Cesium-137					
Cobalt-60					
Plutonium-239					
Radium-226					
Radon-222					
Technetium-99					
Uranium-234					
Uranium-238					
Pathway Total	7.44E+02	7.17E+02	1.16E+03	2.62E+03	
Fraction of Total	2.84E-01	2.74E-01	4.42E-01		

----- AREA_CODE=d MEDIA=UCRS Groundwater -----

Analyte	Direct ingestion	Dermal contact while swimming	Dermal contact while wading	Chemical Total	% of Total
Aluminum	5.18E-03	7.45E-03	1.20E-02	2.46E-02	0.00
Ammonia as Nitrogen					
Antimony	7.10E-02	5.11E-01	8.24E-01	1.41E+00	0.10
Arsenic	1.36E-02	4.76E-03	7.68E-03	2.60E-02	0.00
Barium	4.02E-03	8.28E-03	1.33E-02	2.56E-02	0.00
Beryllium	9.40E-04	1.35E-02	2.18E-02	3.63E-02	0.00
Cadmium	2.65E-02	3.82E-01	6.16E-01	1.02E+00	0.07
Chromium	1.04E-02	7.47E-02	1.20E-01	2.06E-01	0.01
Cobalt	4.47E-04	8.05E-05	1.30E-04	6.58E-04	0.00
Fluoride	4.06E-03	6.03E-04	9.71E-04	5.63E-03	0.00
Iron	2.78E-01	2.67E-01	4.30E-01	9.74E-01	0.07
Kjeldahl Nitrogen					
Lead	3.82E+02	3.66E+02	5.91E+02	1.34E+03	96.43
Manganese	6.49E-01	2.34E+00	3.76E+00	6.75E+00	0.49
Mercury	3.86E-04	7.95E-04	1.28E-03	2.46E-03	0.00
Nickel	1.89E-03	1.01E-03	1.63E-03	4.53E-03	0.00
Nitrate as Nitrogen	1.28E-03	3.69E-04	5.95E-04	2.25E-03	0.00
Nitrate/Nitrite	2.72E-03	7.84E-04	1.26E-03	4.77E-03	0.00
Orthophosphate					
Selenium	7.34E-04	2.40E-04	3.87E-04	1.36E-03	0.00
Silica					
Strontium	2.37E-03	1.71E-03	2.75E-03	6.83E-03	0.00
Sulfate					
Sulfide					
Tetraoxo-sulfate(1-)					
Uranium	1.25E-02	2.13E-03	3.43E-03	1.81E-02	0.00
Vanadium	3.03E-02	4.36E-01	7.03E-01	1.17E+00	0.08
Zinc	8.10E-05	5.83E-05	9.40E-05	2.33E-04	0.00
1,1-Dichloroethene	1.85E-03	2.37E-03	3.82E-03	8.03E-03	0.00
1,2-Dichloroethane					
1,2-Dichloroethene	3.07E-04	5.91E-05	9.53E-05	4.61E-04	0.00
Benzene					
Dimethylbenzene	7.67E-05	1.14E-03	1.83E-03	3.05E-03	0.00
Ethylbenzene	1.09E-03	1.20E-02	1.93E-02	3.24E-02	0.00
Fluorene	1.26E-04	8.92E-03	1.44E-02	2.34E-02	0.00
Methylene chloride	1.12E-04	7.63E-05	1.23E-04	3.11E-04	0.00

Table 5.3a Systemic toxicity from direct contact for the child recreator (continued)

----- AREA_CODE=d MEDIA=UCRS Groundwater -----
(continued)

Analyte	Direct ingestion	Dermal contact while swimming	Dermal contact while wading	Chemical Total	% of Total
Naphthalene	4.02E-04	4.99E-03	8.05E-03	1.34E-02	0.00
Phenanthrene					
Trichloroethene	9.19E-01	1.41E+01	2.28E+01	3.78E+01	2.72
cis-1,2-Dichloroethene	8.15E-04	1.17E-03	1.89E-03	3.88E-03	0.00
Neptunium-237					
Radon-222					
Technetium-99					
Thorium-228					
Uranium-234					
Uranium-235					
Uranium-238					
Pathway Total	3.84E+02	3.85E+02	6.20E+02	1.39E+03	
Fraction of Total	2.76E-01	2.77E-01	4.47E-01		

----- AREA_CODE=e MEDIA=McNairy Groundwater -----

Analyte	Direct ingestion	Dermal contact while swimming	Dermal contact while wading	Chemical Total	% of Total
Aluminum	9.81E-04	1.41E-03	2.28E-03	4.67E-03	0.08
Arsenic	5.34E-02	1.88E-02	3.02E-02	1.02E-01	1.66
Barium	4.40E-03	9.05E-03	1.46E-02	2.80E-02	0.46
Beryllium	5.64E-03	8.13E-02	1.31E-01	2.18E-01	3.54
Cadmium	4.64E-02	6.69E-01	1.08E+00	1.79E+00	29.14
Chromium	4.51E-02	3.25E-01	5.23E-01	8.93E-01	14.51
Cobalt	7.14E-04	1.29E-04	2.07E-04	1.05E-03	0.02
Fluoride	5.63E-03	8.36E-04	1.35E-03	7.82E-03	0.13
Iron	5.51E-02	5.29E-02	8.52E-02	1.93E-01	3.14
Manganese	1.21E-02	4.35E-02	7.01E-02	1.26E-01	2.04
Nickel	2.92E-03	1.56E-03	2.51E-03	6.98E-03	0.11
Silica Sulfate					
Tetraoxo-sulfate(1-)					
Uranium	1.83E-03	3.10E-04	5.00E-04	2.64E-03	0.04
Vanadium	7.15E-02	1.03E+00	1.66E+00	2.76E+00	44.88
Zinc	5.96E-04	4.29E-04	6.91E-04	1.72E-03	0.03
Trichloroethene	3.41E-04	5.24E-03	8.45E-03	1.40E-02	0.23
Radon-222					
Technetium-99					
Pathway Total	3.07E-01	2.24E+00	3.61E+00	6.15E+00	
Fraction of Total	4.98E-02	3.64E-01	5.86E-01		

----- AREA_CODE=e MEDIA=RGa Groundwater -----

Analyte	Direct ingestion	Dermal contact while swimming	Dermal contact while wading	Chemical Total	% of Total
Aluminum	7.00E-04	1.01E-03	1.62E-03	3.33E-03	0.03
Arsenic	9.27E-03	3.26E-03	5.25E-03	1.78E-02	0.14
Barium	2.93E-03	6.03E-03	9.73E-03	1.87E-02	0.15
Beryllium	3.30E-03	4.76E-02	7.67E-02	1.28E-01	1.00
Cadmium	3.57E-02	5.14E-01	8.28E-01	1.38E+00	10.84
Cobalt	4.88E-04	8.79E-05	1.42E-04	7.18E-04	0.01

Table 5.3a Systemic toxicity from direct contact for the child recreator (continued)

----- AREA_CODE=e MEDIA=RGa Groundwater -----
(continued)

Analyte	Direct ingestion	Dermal contact while swimming	Dermal contact while wading	Chemical Total	% of Total
Copper	1.06E-03	5.11E-04	8.23E-04	2.40E-03	0.02
Fluoride	2.91E-03	4.32E-04	6.96E-04	4.04E-03	0.03
Iron	1.04E-02	9.96E-03	1.60E-02	3.64E-02	0.29
Manganese	1.60E-03	5.77E-03	9.29E-03	1.67E-02	0.13
Molybdenum	6.50E-03	2.46E-03	3.97E-03	1.29E-02	0.10
Silica					
Silver	7.98E-03	6.38E-03	1.03E-02	2.47E-02	0.19
Sulfate					
Tetraoxo-sulfate(1-)					
Thallium					
Uranium	4.76E-04	8.07E-05	1.30E-04	6.87E-04	0.01
Vanadium	1.29E-02	1.85E-01	2.99E-01	4.97E-01	3.91
Zinc	1.31E-04	9.41E-05	1.52E-04	3.76E-04	0.00
2-Butanone	3.13E-04	6.14E-05	9.90E-05	4.74E-04	0.00
Dimethylbenzene	3.32E-06	4.92E-05	7.92E-05	1.32E-04	0.00
Trichloroethene	2.57E-01	3.95E+00	6.36E+00	1.06E+01	83.14
trans-1,2-Dichloroethene	2.76E-04	4.26E-05	6.87E-05	3.88E-04	0.00
Cobalt-60					
Radon-222					
Technetium-99					
Thorium-230					
Pathway Total	3.54E-01	4.73E+00	7.62E+00	1.27E+01	
Fraction of Total	2.78E-02	3.72E-01	6.00E-01		

----- AREA_CODE=e MEDIA=UCRS Groundwater -----

Analyte	Direct ingestion	Dermal contact while swimming	Dermal contact while wading	Chemical Total	% of Total
Aluminum	4.69E-03	6.76E-03	1.09E-02	2.23E-02	0.66
Arsenic	1.20E-02	4.21E-03	6.79E-03	2.30E-02	0.68
Barium	6.99E-03	1.44E-02	2.32E-02	4.45E-02	1.32
Chromium	1.68E-02	1.21E-01	1.95E-01	3.33E-01	9.91
Fluoride	9.91E-03	1.47E-03	2.37E-03	1.38E-02	0.41
Iron	1.66E-02	1.60E-02	2.57E-02	5.83E-02	1.73
Manganese	1.49E-03	5.36E-03	8.63E-03	1.55E-02	0.46
Nickel	8.95E-03	4.77E-03	7.69E-03	2.14E-02	0.64
Silica					
Sulfate					
Tetraoxo-sulfate(1-)					
Vanadium	7.31E-02	1.05E+00	1.70E+00	2.82E+00	83.85
Zinc	3.83E-04	2.76E-04	4.44E-04	1.10E-03	0.03
Trichloroethene	2.41E-04	3.71E-03	5.98E-03	9.93E-03	0.30
Radon-222					
Pathway Total	1.51E-01	1.23E+00	1.98E+00	3.36E+00	
Fraction of Total	4.49E-02	3.66E-01	5.89E-01		

----- AREA_CODE=f MEDIA=McNairy Groundwater -----

Analyte	Direct ingestion	Dermal contact while swimming	Dermal contact while wading	Chemical Total	% of Total
Barium	2.74E-03	5.64E-03	9.10E-03	1.75E-02	93.44

Table 5.3a Systemic toxicity from direct contact for the child recreator (continued)

----- AREA_CODE=f MEDIA=McNairy Groundwater -----
(continued)

Analyte	Direct ingestion	Dermal contact while swimming	Dermal contact while wading	Chemical Total	% of Total
Tetraoxo-sulfate(1-)					
Zinc	4.26E-04	3.07E-04	4.94E-04	1.23E-03	6.56
Pathway Total	3.17E-03	5.95E-03	9.59E-03	1.87E-02	
Fraction of Total	1.69E-01	3.18E-01	5.13E-01		

----- AREA_CODE=f MEDIA=RGa Groundwater -----

Analyte	Direct ingestion	Dermal contact while swimming	Dermal contact while wading	Chemical Total	% of Total
Aluminum	5.93E-04	8.53E-04	1.38E-03	2.82E-03	0.03
Arsenic	9.58E-03	3.36E-03	5.42E-03	1.84E-02	0.19
Barium	4.47E-03	9.20E-03	1.48E-02	2.85E-02	0.30
Cadmium	6.44E-02	9.27E-01	1.49E+00	2.49E+00	26.34
Chromium	3.07E-02	2.21E-01	3.56E-01	6.08E-01	6.44
Copper	8.19E-04	3.93E-04	6.33E-04	1.85E-03	0.02
Iron	4.78E-03	4.59E-03	7.40E-03	1.68E-02	0.18
Manganese	1.72E-03	6.20E-03	9.99E-03	1.79E-02	0.19
Silica					
Sulfate					
Tetraoxo-sulfate(1-)					
Vanadium	1.16E-02	1.67E-01	2.69E-01	4.47E-01	4.74
Zinc	6.64E-05	4.78E-05	7.71E-05	1.91E-04	0.00
1,1-Dichloroethene	6.95E-04	8.90E-04	1.43E-03	3.02E-03	0.03
1,2-Dichloroethene	1.72E-03	3.31E-04	5.34E-04	2.58E-03	0.03
Bis(2-ethylhexyl)phthalate	1.55E-03	2.74E-02	4.42E-02	7.32E-02	0.78
Carbon tetrachloride	9.47E-04	4.62E-03	7.44E-03	1.30E-02	0.14
Trichloroethene	1.39E-01	2.13E+00	3.44E+00	5.71E+00	60.55
cis-1,2-Dichloroethene	8.28E-04	1.19E-03	1.92E-03	3.94E-03	0.04
Plutonium-239					
Radon-222					
Technetium-99					
Pathway Total	2.73E-01	3.51E+00	5.66E+00	9.44E+00	
Fraction of Total	2.90E-02	3.72E-01	5.99E-01		

----- AREA_CODE=f MEDIA=UCRS Groundwater -----

Analyte	Direct ingestion	Dermal contact while swimming	Dermal contact while wading	Chemical Total	% of Total
Aluminum	7.62E-03	1.10E-02	1.77E-02	3.63E-02	9.01
Barium	1.91E-03	3.93E-03	6.34E-03	1.22E-02	3.02
Iron	1.50E-02	1.44E-02	2.33E-02	5.28E-02	13.10
Manganese	1.85E-03	6.66E-03	1.07E-02	1.92E-02	4.78
Silica					
Tetraoxo-sulfate(1-)					
Vanadium	7.02E-03	1.01E-01	1.63E-01	2.71E-01	67.36
Zinc	2.30E-04	1.66E-04	2.67E-04	6.62E-04	0.16
Trichloroethene	2.51E-04	3.85E-03	6.21E-03	1.03E-02	2.56
Radon-222					
Technetium-99					
Pathway Total	3.39E-02	1.41E-01	2.28E-01	4.03E-01	
Fraction of Total	8.43E-02	3.51E-01	5.65E-01		

Table 5.3a Systemic toxicity from direct contact for the child recreator (continued)

----- AREA_CODE=g MEDIA=McNairy Groundwater -----

Analyte	Direct ingestion	Dermal contact while swimming	Dermal contact while wading	Chemical Total	% of Total
Arsenic	9.21E-03	3.24E-03	5.21E-03	1.77E-02	42.83
Mercury	3.70E-03	7.61E-03	1.23E-02	2.36E-02	57.17
Silica					
Tetraoxo-sulfate(1-)					
Neptunium-237					
Plutonium-239					
Radium-226					
Pathway Total	1.29E-02	1.08E-02	1.75E-02	4.12E-02	
Fraction of Total	3.13E-01	2.63E-01	4.24E-01		

----- AREA_CODE=g MEDIA=RGa Groundwater -----

Analyte	Direct ingestion	Dermal contact while swimming	Dermal contact while wading	Chemical Total	% of Total
Aluminum	1.66E-03	2.39E-03	3.86E-03	7.91E-03	0.00
Arsenic	9.24E-03	3.24E-03	5.23E-03	1.77E-02	0.00
Cadmium	2.65E-02	3.82E-01	6.16E-01	1.02E+00	0.04
Chromium	2.96E-02	2.13E-01	3.44E-01	5.87E-01	0.02
Iron	1.10E-02	1.06E-02	1.70E-02	3.86E-02	0.00
Lead	7.39E+02	7.09E+02	1.14E+03	2.59E+03	99.93
Manganese	1.40E-03	5.05E-03	8.14E-03	1.46E-02	0.00
Nickel	7.24E-03	3.86E-03	6.22E-03	1.73E-02	0.00
Silica					
Tetraoxo-sulfate(1-)					
Zinc	2.00E-04	1.44E-04	2.32E-04	5.76E-04	0.00
Trichloroethene	1.84E-04	2.83E-03	4.56E-03	7.57E-03	0.00
Neptunium-237					
Radium-226					
Radon-222					
Technetium-99					
Thorium-230					
Pathway Total	7.39E+02	7.10E+02	1.14E+03	2.59E+03	
Fraction of Total	2.85E-01	2.74E-01	4.41E-01		

----- AREA_CODE=g MEDIA=UCRS Groundwater -----

Analyte	Direct ingestion	Dermal contact while swimming	Dermal contact while wading	Chemical Total	% of Total
Aluminum	1.03E-03	1.48E-03	2.39E-03	4.90E-03	0.34
Chromium	3.31E-02	2.38E-01	3.84E-01	6.56E-01	45.80
Manganese	1.41E-02	5.09E-02	8.20E-02	1.47E-01	10.27
Nitrate as Nitrogen	1.99E-03	5.74E-04	9.24E-04	3.49E-03	0.24
Silica					
Tetraoxo-sulfate(1-)					
Vanadium	1.61E-02	2.31E-01	3.73E-01	6.20E-01	43.32
Zinc	1.22E-04	8.79E-05	1.42E-04	3.52E-04	0.02
Neptunium-237					
Plutonium-239					
Radium-226					
Radon-222					
Technetium-99					
Pathway Total	6.64E-02	5.23E-01	8.42E-01	1.43E+00	

Table 5.3a Systemic toxicity from direct contact for the child recreator (continued)

----- AREA_CODE=g MEDIA=UCRS Groundwater -----
(continued)

Analyte	Direct ingestion	Dermal contact while swimming	Dermal contact while wading	Chemical Total	% of Total
Fraction of Total	4.64E-02	3.65E-01	5.88E-01		

----- AREA_CODE=h MEDIA=McNairy Groundwater -----

Analyte	Direct ingestion	Dermal contact while swimming	Dermal contact while wading	Chemical Total	% of Total
Fluoride	5.90E-03	8.76E-04	1.41E-03	8.19E-03	100.0
Silica					
Tetraoxo-sulfate(1-)					
Radium-226					
Radon-222					
Thorium-230					
Pathway Total	5.90E-03	8.76E-04	1.41E-03	8.19E-03	
Fraction of Total	7.21E-01	1.07E-01	1.72E-01		

----- AREA_CODE=h MEDIA=Other Groundwater -----

Analyte	Direct ingestion	Dermal contact while swimming	Dermal contact while wading	Chemical Total	% of Total
Antimony	1.20E-01	8.64E-01	1.39E+00	2.38E+00	70.58
Barium	8.85E-04	1.82E-03	2.93E-03	5.64E-03	0.17
Chromium	1.02E-02	7.35E-02	1.18E-01	2.02E-01	6.01
Fluoride	2.43E-02	3.61E-03	5.82E-03	3.37E-02	1.00
Iron	1.61E-03	1.55E-03	2.50E-03	5.66E-03	0.17
Manganese	7.51E-04	2.70E-03	4.35E-03	7.81E-03	0.23
Mercury	1.06E-03	2.18E-03	3.51E-03	6.75E-03	0.20
Nickel	3.20E-03	1.71E-03	2.75E-03	7.65E-03	0.23
Nitrate as Nitrogen	2.02E-03	5.82E-04	9.38E-04	3.54E-03	0.11
Silica					
Tetraoxo-sulfate(1-)					
Thallium					
Vanadium	1.86E-02	2.68E-01	4.31E-01	7.18E-01	21.31
Zinc	7.14E-05	5.14E-05	8.29E-05	2.06E-04	0.01
Neptunium-237					
Radium-226					
Radon-222					
Thorium-230					
Pathway Total	1.83E-01	1.22E+00	1.97E+00	3.37E+00	
Fraction of Total	5.43E-02	3.62E-01	5.84E-01		

----- AREA_CODE=h MEDIA=RGa Groundwater -----

Analyte	Direct ingestion	Dermal contact while swimming	Dermal contact while wading	Chemical Total	% of Total
Aluminum	2.55E-03	3.68E-03	5.93E-03	1.22E-02	0.76
Arsenic	1.03E-02	3.60E-03	5.81E-03	1.97E-02	1.23
Barium	1.46E-03	3.01E-03	4.85E-03	9.33E-03	0.58

Table 5.3a Systemic toxicity from direct contact for the child recreator (continued)

----- AREA_CODE=h MEDIA=RGa Groundwater -----
(continued)

Analyte	Direct ingestion	Dermal contact while swimming	Dermal contact while wading	Chemical Total	% of Total
Chromium	5.13E-02	3.70E-01	5.96E-01	1.02E+00	63.67
Iron	2.69E-02	2.58E-02	4.16E-02	9.44E-02	5.91
Manganese	1.10E-03	3.96E-03	6.39E-03	1.15E-02	0.72
Nitrate as Nitrogen	5.19E-03	1.50E-03	2.41E-03	9.10E-03	0.57
Tetraoxo-sulfate(1-)					
Uranium	1.13E-03	1.92E-04	3.09E-04	1.63E-03	0.10
Vanadium	1.07E-02	1.54E-01	2.48E-01	4.12E-01	25.80
Trichloroethene	2.20E-04	3.38E-03	5.44E-03	9.04E-03	0.57
cis-1,2-Dichloroethene	2.65E-04	3.82E-04	6.16E-04	1.26E-03	0.08
Radon-222					
Technetium-99					
Pathway Total	1.11E-01	5.69E-01	9.17E-01	1.60E+00	
Fraction of Total	6.96E-02	3.56E-01	5.74E-01		

----- AREA_CODE=h MEDIA=UCRS Groundwater -----

Analyte	Direct ingestion	Dermal contact while swimming	Dermal contact while wading	Chemical Total	% of Total
Aluminum	1.81E-03	2.61E-03	4.21E-03	8.63E-03	2.57
Barium	9.31E-04	1.91E-03	3.09E-03	5.93E-03	1.77
Iron	5.55E-03	5.33E-03	8.59E-03	1.95E-02	5.80
Manganese	1.08E-03	3.90E-03	6.29E-03	1.13E-02	3.36
Nickel	1.84E-02	9.83E-03	1.58E-02	4.41E-02	13.14
Nitrate as Nitrogen	1.13E-03	3.25E-04	5.24E-04	1.98E-03	0.59
Silica					
Tetraoxo-sulfate(1-)					
Vanadium	6.32E-03	9.10E-02	1.47E-01	2.44E-01	72.70
Zinc	6.63E-05	4.78E-05	7.70E-05	1.91E-04	0.06
Radon-222					
Pathway Total	3.53E-02	1.15E-01	1.85E-01	3.35E-01	
Fraction of Total	1.05E-01	3.43E-01	5.52E-01		

----- AREA_CODE=i MEDIA=McNairy Groundwater -----

Analyte	Direct ingestion	Dermal contact while swimming	Dermal contact while wading	Chemical Total	% of Total
Manganese	1.74E-02	6.27E-02	1.01E-01	1.81E-01	13.72
Silica					
Tetraoxo-sulfate(1-)					
Vanadium	2.95E-02	4.25E-01	6.85E-01	1.14E+00	86.28
Pathway Total	4.70E-02	4.88E-01	7.86E-01	1.32E+00	
Fraction of Total	3.55E-02	3.69E-01	5.95E-01		

Table 5.3a Systemic toxicity from direct contact for the child recreator (continued)

----- AREA_CODE=i MEDIA=RGa Groundwater -----

Analyte	Direct ingestion	Dermal contact while swimming	Dermal contact while wading	Chemical Total	% of Total
Aluminum	1.23E-03	1.78E-03	2.86E-03	5.88E-03	0.05
Antimony	2.30E-01	1.66E+00	2.67E+00	4.56E+00	41.14
Arsenic	9.95E-03	3.49E-03	5.63E-03	1.91E-02	0.17
Barium	1.60E-03	3.28E-03	5.29E-03	1.02E-02	0.09
Beryllium	4.39E-03	6.33E-02	1.02E-01	1.70E-01	1.53
Bicarbonate					
Boron	3.25E-03	5.19E-04	8.37E-04	4.60E-03	0.04
Cadmium	8.70E-03	1.25E-01	2.02E-01	3.36E-01	3.03
Cerium					
Chromium	9.69E-02	6.98E-01	1.12E+00	1.92E+00	17.32
Cobalt	5.28E-04	9.51E-05	1.53E-04	7.77E-04	0.01
Copper	8.28E-04	3.98E-04	6.41E-04	1.87E-03	0.02
Fluoride	3.84E-03	5.71E-04	9.20E-04	5.33E-03	0.05
Gallium					
Iron	1.09E-02	1.05E-02	1.68E-02	3.82E-02	0.34
Lithium	2.21E-03	3.98E-04	6.41E-04	3.25E-03	0.03
Manganese	3.26E-03	1.18E-02	1.89E-02	3.40E-02	0.31
Mercury	4.86E-04	1.00E-03	1.61E-03	3.10E-03	0.03
Nickel	4.15E-03	2.21E-03	3.57E-03	9.94E-03	0.09
Selenium	5.56E-04	1.82E-04	2.93E-04	1.03E-03	0.01
Silica					
Silver	4.64E-03	3.71E-03	5.98E-03	1.43E-02	0.13
Sulfate					
Tetraoxo-sulfate(1-)					
Thorium					
Titanium					
Uranium	4.22E-04	7.15E-05	1.15E-04	6.09E-04	0.01
Vanadium	1.13E-02	1.62E-01	2.62E-01	4.35E-01	3.93
Zinc	2.08E-04	1.50E-04	2.41E-04	5.99E-04	0.01
Zirconium					
1,2-Dichlorobenzene	7.00E-07	7.69E-06	1.24E-05	2.08E-05	0.00
1,2-Dichloroethene	1.67E-04	3.22E-05	5.19E-05	2.51E-04	0.00
1,3,5-Trimethylbenzene	4.42E-06	1.94E-04	3.12E-04	5.11E-04	0.00
1,4-Dichlorobenzene					
4-Bromofluorobenzene					
4-Methyl-2-pentanone	1.10E-04	6.56E-05	1.06E-04	2.82E-04	0.00
Acetone	8.95E-05	8.84E-06	1.42E-05	1.13E-04	0.00
Acrylonitrile	1.11E-02	2.79E-03	4.49E-03	1.83E-02	0.17
Benzene					
Bis(2-ethylhexyl)phthalate	2.94E-04	5.21E-03	8.39E-03	1.39E-02	0.13
Bromomethane	7.90E-04	4.97E-04	8.02E-04	2.09E-03	0.02
Carbazole					
Chloroform	2.21E-04	1.42E-03	2.28E-03	3.92E-03	0.04
Chloromethane					
Chrysene					
Di-n-butyl phthalate	6.21E-05	1.03E-03	1.66E-03	2.75E-03	0.02
Dimethylbenzene	1.66E-06	2.46E-05	3.96E-05	6.59E-05	0.00
Ethanol					
Ethylbenzene	1.11E-05	1.21E-04	1.96E-04	3.28E-04	0.00
Methylene chloride	6.55E-05	4.47E-05	7.21E-05	1.82E-04	0.00
PCB-1254	2.34E-02	1.29E+00	2.09E+00	3.40E+00	30.73
Polychlorinated biphenyl					

Table 5.3a Systemic toxicity from direct contact for the child recreator (continued)

----- AREA_CODE=i MEDIA=RGA Groundwater -----
(continued)

Analyte	Direct ingestion	Dermal contact while swimming	Dermal contact while wading	Chemical Total	% of Total
Tetrachloroethene	2.21E-04	1.18E-02	1.90E-02	3.10E-02	0.28
Trichloroethene	7.52E-04	1.16E-02	1.86E-02	3.09E-02	0.28
Vinyl chloride					
m,p-Xylene	3.02E-08	4.47E-07	7.21E-07	1.20E-06	0.00
trans-1,3-Dichloropropene					
Americium-241					
Cesium-137					
Cobalt-60					
Radium-226					
Radon-222					
Technetium-99					
Pathway Total	4.37E-01	4.08E+00	6.57E+00	1.11E+01	
Fraction of Total	3.94E-02	3.68E-01	5.93E-01		

----- AREA_CODE=i MEDIA=UCRS Groundwater -----

Analyte	Direct ingestion	Dermal contact while swimming	Dermal contact while wading	Chemical Total	% of Total
Aluminum	5.62E-03	8.09E-03	1.30E-02	2.67E-02	0.00
Antimony	4.01E-02	2.89E-01	4.66E-01	7.95E-01	0.04
Arsenic	2.44E-02	8.58E-03	1.38E-02	4.68E-02	0.00
Barium	4.64E-03	9.54E-03	1.54E-02	2.95E-02	0.00
Cadmium	1.46E-02	2.10E-01	3.39E-01	5.64E-01	0.03
Chromium	1.05E-02	7.58E-02	1.22E-01	2.08E-01	0.01
Cobalt	4.70E-04	8.45E-05	1.36E-04	6.90E-04	0.00
Copper	7.80E-03	3.75E-03	6.04E-03	1.76E-02	0.00
Fluoride	1.63E-02	2.41E-03	3.89E-03	2.26E-02	0.00
Iron	2.04E-02	1.96E-02	3.15E-02	7.14E-02	0.00
Lead	6.34E+02	6.09E+02	9.81E+02	2.22E+03	99.82
Manganese	3.18E-02	1.15E-01	1.85E-01	3.31E-01	0.01
Mercury	4.45E-04	9.16E-04	1.48E-03	2.84E-03	0.00
Nickel	2.96E-03	1.58E-03	2.54E-03	7.07E-03	0.00
Silica					
Silver	4.15E-03	3.32E-03	5.35E-03	1.28E-02	0.00
Sulfate					
Tetraoxo-sulfate(1-)					
Thallium					
Uranium	4.15E-03	7.04E-04	1.13E-03	5.99E-03	0.00
Vanadium	4.78E-02	6.89E-01	1.11E+00	1.85E+00	0.08
Zinc	1.07E-03	7.68E-04	1.24E-03	3.07E-03	0.00
Benzene					
Bromodichloromethane	1.40E-04	1.19E-04	1.92E-04	4.51E-04	0.00
Chloroform	3.15E-04	2.02E-03	3.26E-03	5.59E-03	0.00
Dibromochloromethane	1.11E-04	1.03E-04	1.67E-04	3.81E-04	0.00
Ethanol					
Methylene chloride	7.94E-05	5.42E-05	8.73E-05	2.21E-04	0.00
Trichloroethene	6.28E-04	9.65E-03	1.55E-02	2.58E-02	0.00
Cesium-137					
Cobalt-60					
Radium-226					
Radon-222					
Technetium-99					
Pathway Total	6.34E+02	6.10E+02	9.83E+02	2.23E+03	
Fraction of Total	2.85E-01	2.74E-01	4.41E-01		

Table 5.3a Systemic toxicity from direct contact for the child recreator (continued)

----- AREA_CODE=j MEDIA=McNairy Groundwater -----

Analyte	Direct ingestion	Dermal contact while swimming	Dermal contact while wading	Chemical Total	% of Total
Aluminum	2.25E-03	3.25E-03	5.23E-03	1.07E-02	0.71
Arsenic	3.15E-01	1.11E-01	1.78E-01	6.03E-01	40.02
Manganese	7.26E-02	2.61E-01	4.21E-01	7.55E-01	50.08
Molybdenum Sulfate	6.96E-02	2.64E-02	4.25E-02	1.39E-01	9.19
Pathway Total	4.59E-01	4.01E-01	6.47E-01	1.51E+00	
Fraction of Total	3.05E-01	2.66E-01	4.29E-01		

----- AREA_CODE=j MEDIA=RGa Groundwater -----

Analyte	Direct ingestion	Dermal contact while swimming	Dermal contact while wading	Chemical Total	% of Total
Aluminum	3.76E-03	5.41E-03	8.72E-03	1.79E-02	1.34
Arsenic	1.58E-02	5.55E-03	8.95E-03	3.03E-02	2.27
Iron	1.71E-02	1.64E-02	2.65E-02	6.01E-02	4.51
Manganese	5.66E-02	2.04E-01	3.28E-01	5.89E-01	44.18
Molybdenum Sulfate	2.74E-02	1.04E-02	1.67E-02	5.45E-02	4.09
Thallium					
Vanadium	1.51E-02	2.17E-01	3.49E-01	5.81E-01	43.61
Pathway Total	1.36E-01	4.58E-01	7.39E-01	1.33E+00	
Fraction of Total	1.02E-01	3.44E-01	5.54E-01		

----- AREA_CODE=k MEDIA=Other Groundwater -----

Analyte	Direct ingestion	Dermal contact while swimming	Dermal contact while wading	Chemical Total	% of Total
Aluminum	9.20E-03	1.33E-02	2.14E-02	4.38E-02	0.00
Ammonia as Nitrogen					
Antimony	1.45E-01	1.04E+00	1.68E+00	2.86E+00	0.05
Arsenic	9.97E-03	3.50E-03	5.64E-03	1.91E-02	0.00
Barium	1.52E-03	3.13E-03	5.04E-03	9.70E-03	0.00
Beryllium	3.29E-03	4.74E-02	7.64E-02	1.27E-01	0.00
Cadmium	3.54E-02	5.09E-01	8.21E-01	1.37E+00	0.02
Chromium	9.95E-03	7.16E-02	1.15E-01	1.97E-01	0.00
Cobalt	9.72E-04	1.75E-04	2.82E-04	1.43E-03	0.00
Fluoride	7.09E-03	1.05E-03	1.70E-03	9.84E-03	0.00
Iron	5.97E-01	5.73E-01	9.24E-01	2.09E+00	0.04
Kjeldahl Nitrogen					
Lead	1.69E+03	1.63E+03	2.62E+03	5.94E+03	99.82
Manganese	2.83E-01	1.02E+00	1.64E+00	2.94E+00	0.05
Mercury	3.98E-04	8.19E-04	1.32E-03	2.54E-03	0.00
Nickel	5.36E-03	2.86E-03	4.61E-03	1.28E-02	0.00
Nitrate as Nitrogen	9.44E-04	2.72E-04	4.38E-04	1.65E-03	0.00
Silica					
Strontium Sulfate	1.11E-03	8.02E-04	1.29E-03	3.21E-03	0.00
Sulfide					
Tetraoxo-sulfate(1-)					
Tin	9.60E-06	1.38E-05	2.23E-05	4.57E-05	0.00
Uranium	1.22E-03	2.07E-04	3.34E-04	1.77E-03	0.00

Table 5.3a Systemic toxicity from direct contact for the child recreator (continued)

----- AREA_CODE=k MEDIA=Other Groundwater -----
(continued)

Analyte	Direct ingestion	Dermal contact while swimming	Dermal contact while wading	Chemical Total	% of Total
Vanadium	2.16E-02	3.11E-01	5.02E-01	8.35E-01	0.01
Zinc	3.59E-04	2.58E-04	4.17E-04	1.03E-03	0.00
1,1-Dichloroethane	1.86E-04	2.38E-04	3.84E-04	8.08E-04	0.00
1,1-Dichloroethene	3.28E-03	4.20E-03	6.77E-03	1.43E-02	0.00
1,2-Dichloroethene	1.17E-02	2.26E-03	3.64E-03	1.76E-02	0.00
Acetone	5.53E-04	5.46E-05	8.79E-05	6.95E-04	0.00
Di-n-butyl phthalate	6.15E-05	1.02E-03	1.64E-03	2.72E-03	0.00
Methylene chloride	8.19E-05	5.59E-05	9.00E-05	2.28E-04	0.00
Naphthalene	7.46E-04	9.27E-03	1.49E-02	2.49E-02	0.00
Phenanthrene					
Trichloroethene	5.99E-03	9.20E-02	1.48E-01	2.46E-01	0.00
Vinyl chloride					
cis-1,2-Dichloroethene	1.05E-02	1.52E-02	2.44E-02	5.01E-02	0.00
Neptunium-237					
Radium-226					
Radon-222					
Technetium-99					
Thorium-228					
Uranium-234					
Uranium-235					
Uranium-238					
Pathway Total	1.70E+03	1.63E+03	2.63E+03	5.96E+03	
Fraction of Total	2.85E-01	2.74E-01	4.41E-01		

----- AREA_CODE=l MEDIA=McNairy Groundwater -----

Analyte	Direct ingestion	Dermal contact while swimming	Dermal contact while wading	Chemical Total	% of Total
Aluminum	4.24E-04	6.11E-04	9.85E-04	2.02E-03	0.02
Antimony	2.59E-01	1.86E+00	3.00E+00	5.12E+00	60.38
Nitrate as Nitrogen	4.40E-04	1.27E-04	2.04E-04	7.71E-04	0.01
Silica					
Tetraoxo-sulfate(1-)					
Thallium					
Zinc	4.52E-04	3.25E-04	5.24E-04	1.30E-03	0.02
Trichloroethene	8.17E-02	1.25E+00	2.02E+00	3.36E+00	39.57
Technetium-99					
Pathway Total	3.42E-01	3.12E+00	5.03E+00	8.49E+00	
Fraction of Total	4.03E-02	3.67E-01	5.92E-01		

----- AREA_CODE=l MEDIA=Other Groundwater -----

Analyte	Direct ingestion	Dermal contact while swimming	Dermal contact while wading	Chemical Total	% of Total
Methylene chloride	9.21E-05	6.28E-05	1.01E-04	2.56E-04	100.0
Pathway Total	9.21E-05	6.28E-05	1.01E-04	2.56E-04	
Fraction of Total	3.60E-01	2.45E-01	3.95E-01		

Table 5.3a Systemic toxicity from direct contact for the child recreator (continued)

----- AREA_CODE=1 MEDIA=RGa Groundwater -----

Analyte	Direct ingestion	Dermal contact while swimming	Dermal contact while wading	Chemical Total	% of Total
Aluminum	1.77E-03	2.55E-03	4.11E-03	8.43E-03	0.00
Arsenic	1.20E-02	4.21E-03	6.79E-03	2.30E-02	0.00
Barium	3.70E-03	7.61E-03	1.23E-02	2.36E-02	0.00
Beryllium	3.27E-03	4.72E-02	7.60E-02	1.26E-01	0.01
Cadmium	2.08E-02	3.00E-01	4.83E-01	8.03E-01	0.04
Chromium	2.09E-02	1.51E-01	2.43E-01	4.14E-01	0.02
Cobalt	4.75E-04	8.55E-05	1.38E-04	6.98E-04	0.00
Fluoride	4.48E-03	6.65E-04	1.07E-03	6.22E-03	0.00
Iron	1.95E-02	1.87E-02	3.01E-02	6.83E-02	0.00
Lead	5.47E+02	5.25E+02	8.46E+02	1.92E+03	94.23
Manganese	9.51E-03	3.42E-02	5.52E-02	9.89E-02	0.00
Mercury	1.11E-03	2.27E-03	3.66E-03	7.04E-03	0.00
Molybdenum	6.39E-03	2.42E-03	3.90E-03	1.27E-02	0.00
Nitrate as Nitrogen	9.66E-04	2.78E-04	4.49E-04	1.69E-03	0.00
Selenium	8.36E-04	2.74E-04	4.41E-04	1.55E-03	0.00
Silica					
Sulfate					
Tetraoxo-sulfate(1-)					
Thallium					
Tin	4.25E-04	6.12E-04	9.87E-04	2.02E-03	0.00
Uranium	1.73E-03	2.93E-04	4.72E-04	2.49E-03	0.00
Vanadium	7.04E-03	1.01E-01	1.63E-01	2.72E-01	0.01
Zinc	1.01E-04	7.28E-05	1.17E-04	2.91E-04	0.00
1,1,2-Trichloroethane	5.53E-04	8.25E-04	1.33E-03	2.71E-03	0.00
1,1-Dichloroethene	7.98E-03	1.02E-02	1.65E-02	3.47E-02	0.00
1,2-Dichloroethane					
Acetone	1.80E-04	1.78E-05	2.87E-05	2.27E-04	0.00
Bis(2-ethylhexyl)phthalate	1.11E-04	1.96E-03	3.16E-03	5.23E-03	0.00
Butyl benzyl phthalate	5.53E-06	9.31E-05	1.50E-04	2.49E-04	0.00
Carbon tetrachloride	2.53E-01	1.23E+00	1.98E+00	3.47E+00	0.17
Chlorobenzene	1.11E-04	2.11E-03	3.39E-03	5.61E-03	0.00
Chloroform	1.55E-03	9.92E-03	1.60E-02	2.74E-02	0.00
Di-n-butyl phthalate	1.46E-04	2.42E-03	3.90E-03	6.46E-03	0.00
Dimethylbenzene	4.18E-04	6.20E-03	1.00E-02	1.66E-02	0.00
Ethane					
Ethylbenzene	4.70E-03	5.17E-02	8.33E-02	1.40E-01	0.01
Ethylene					
Methylene chloride	2.30E-04	1.57E-04	2.53E-04	6.40E-04	0.00
Tetrachloroethene	3.54E-02	1.88E+00	3.04E+00	4.96E+00	0.24
Trichloroethene	2.57E+00	3.95E+01	6.36E+01	1.06E+02	5.19
Vinyl chloride					
cis-1,2-Dichloroethene	2.52E-01	3.62E-01	5.84E-01	1.20E+00	0.06
trans-1,2-Dichloroethene	6.63E-02	1.02E-02	1.65E-02	9.30E-02	0.00
Americium-241					
Cesium-137					
Cobalt-60					
Neptunium-237					
Plutonium-239					
Radium-226					
Radon-222					
Technetium-99					
Thorium-230					
Uranium-234					
Uranium-235					
Uranium-235/236					
Uranium-238					
Pathway Total	5.50E+02	5.69E+02	9.17E+02	2.04E+03	
Fraction of Total	2.70E-01	2.79E-01	4.50E-01		

Table 5.3a Systemic toxicity from direct contact for the child recreator (continued)

----- AREA_CODE=1 MEDIA=UCRS Groundwater -----

Analyte	Direct ingestion	Dermal contact while swimming	Dermal contact while wading	Chemical Total	% of Total
Aluminum	2.91E-03	4.19E-03	6.76E-03	1.39E-02	0.00
Ammonia as Nitrogen					
Antimony	7.71E-02	5.55E-01	8.95E-01	1.53E+00	0.07
Arsenic	5.24E-02	1.84E-02	2.97E-02	1.01E-01	0.00
Barium	4.65E-03	9.57E-03	1.54E-02	2.97E-02	0.00
Beryllium	9.40E-04	1.35E-02	2.18E-02	3.63E-02	0.00
Cadmium	1.74E-02	2.51E-01	4.04E-01	6.72E-01	0.03
Chromium	1.27E-02	9.13E-02	1.47E-01	2.51E-01	0.01
Cobalt	4.46E-04	8.03E-05	1.29E-04	6.56E-04	0.00
Fluoride	4.25E-03	6.31E-04	1.02E-03	5.90E-03	0.00
Iron	1.75E-02	1.68E-02	2.72E-02	6.15E-02	0.00
Kjeldahl Nitrogen					
Lead	5.15E+02	4.94E+02	7.96E+02	1.81E+03	87.45
Manganese	1.26E-02	4.54E-02	7.31E-02	1.31E-01	0.01
Mercury	1.11E-03	2.27E-03	3.66E-03	7.04E-03	0.00
Molybdenum	2.21E-03	8.38E-04	1.35E-03	4.40E-03	0.00
Nickel	7.44E-03	3.97E-03	6.40E-03	1.78E-02	0.00
Nitrate as Nitrogen	5.84E-04	1.68E-04	2.71E-04	1.02E-03	0.00
Nitrate/Nitrite	1.45E-03	4.17E-04	6.71E-04	2.53E-03	0.00
Orthophosphate					
Selenium	5.75E-04	1.88E-04	3.03E-04	1.07E-03	0.00
Silica					
Strontium	2.37E-03	1.71E-03	2.75E-03	6.83E-03	0.00
Sulfate					
Sulfide					
Tetraoxo-sulfate(1-)					
Thallium					
Tin	4.79E-05	6.90E-05	1.11E-04	2.28E-04	0.00
Uranium	4.32E-03	7.32E-04	1.18E-03	6.23E-03	0.00
Vanadium	1.22E-02	1.76E-01	2.84E-01	4.72E-01	0.02
Zinc	6.66E-05	4.80E-05	7.73E-05	1.92E-04	0.00
1,1-Dichloroethene	2.46E-02	3.15E-02	5.07E-02	1.07E-01	0.01
1,2-Dichloroethane					
1,2-Dichloroethene	4.64E-04	8.93E-05	1.44E-04	6.97E-04	0.00
2,4-Dimethylphenol	2.43E-04	7.70E-03	1.24E-02	2.04E-02	0.00
Benzene					
Bis(2-ethylhexyl)phthalate	5.53E-05	9.80E-04	1.58E-03	2.62E-03	0.00
Chloroethane	2.27E-03	3.26E-03	5.26E-03	1.08E-02	0.00
Chloroform	1.88E-03	1.20E-02	1.94E-02	3.33E-02	0.00
Di-n-butyl phthalate	1.08E-05	1.79E-04	2.89E-04	4.79E-04	0.00
Dimethylbenzene	4.70E-04	6.97E-03	1.12E-02	1.87E-02	0.00
Ethane					
Ethylbenzene	5.31E-03	5.83E-02	9.40E-02	1.58E-01	0.01
Ethylene					
Fluorene	1.09E-04	7.71E-03	1.24E-02	2.02E-02	0.00
Isophorone	2.78E-05	3.53E-05	5.68E-05	1.20E-04	0.00
Methylene chloride	1.88E-04	1.28E-04	2.07E-04	5.22E-04	0.00
Naphthalene	7.80E-04	9.68E-03	1.56E-02	2.61E-02	0.00
Phenanthrene					
Trichloroethene	6.15E+00	9.44E+01	1.52E+02	2.53E+02	12.24
Vinyl chloride					
cis-1,2-Dichloroethene	5.42E-01	7.80E-01	1.26E+00	2.58E+00	0.12
trans-1,2-Dichloroethene	2.76E-02	4.26E-03	6.87E-03	3.88E-02	0.00
Americium-241					
Cobalt-60					
Neptunium-237					
Plutonium-239					
Radium-226					
Radon-222					
Technetium-99					

Table 5.3a Systemic toxicity from direct contact for the child recreator (continued)

----- AREA_CODE=1 MEDIA=UCRS Groundwater -----
(continued)

Analyte	Direct ingestion	Dermal contact while swimming	Dermal contact while wading	Chemical Total	% of Total
Thorium-228					
Uranium-234					
Uranium-235					
Uranium-235/236					
Uranium-238					
Pathway Total	5.22E+02	5.91E+02	9.52E+02	2.06E+03	
Fraction of Total	2.53E-01	2.86E-01	4.61E-01		

----- AREA_CODE=m MEDIA=McNairy Groundwater -----

Analyte	Direct ingestion	Dermal contact while swimming	Dermal contact while wading	Chemical Total	% of Total
Aluminum	7.26E-04	1.04E-03	1.68E-03	3.45E-03	0.09
Arsenic	2.08E-02	7.30E-03	1.18E-02	3.98E-02	1.03
Barium	3.14E-03	6.45E-03	1.04E-02	2.00E-02	0.52
Beryllium	3.76E-03	5.42E-02	8.73E-02	1.45E-01	3.76
Cadmium	4.09E-02	5.89E-01	9.49E-01	1.58E+00	40.88
Chromium	3.04E-02	2.19E-01	3.53E-01	6.03E-01	15.62
Cobalt	5.55E-04	9.99E-05	1.61E-04	8.16E-04	0.02
Fluoride	5.02E-03	7.46E-04	1.20E-03	6.97E-03	0.18
Iron	1.11E-01	1.07E-01	1.72E-01	3.89E-01	10.08
Manganese	1.15E-02	4.15E-02	6.69E-02	1.20E-01	3.11
Mercury	1.26E-03	2.60E-03	4.19E-03	8.06E-03	0.21
Molybdenum	7.99E-03	3.03E-03	4.88E-03	1.59E-02	0.41
Nickel	2.32E-03	1.24E-03	1.99E-03	5.55E-03	0.14
Silica					
Sulfate					
Tetraoxo-sulfate(1-)					
Uranium	7.18E-04	1.22E-04	1.96E-04	1.04E-03	0.03
Vanadium	2.36E-02	3.40E-01	5.48E-01	9.12E-01	23.62
Zinc	1.45E-04	1.04E-04	1.68E-04	4.18E-04	0.01
Trichloroethene	2.79E-04	4.28E-03	6.91E-03	1.15E-02	0.30
Neptunium-237					
Plutonium-239					
Radium-226					
Radon-222					
Technetium-99					
Thorium-230					
Pathway Total	2.64E-01	1.38E+00	2.22E+00	3.86E+00	
Fraction of Total	6.84E-02	3.57E-01	5.75E-01		

----- AREA_CODE=m MEDIA=Other Groundwater -----

Analyte	Direct ingestion	Dermal contact while swimming	Dermal contact while wading	Chemical Total	% of Total
Aluminum	3.86E-03	5.56E-03	8.96E-03	1.84E-02	0.00
Ammonia as Nitrogen					
Antimony	9.88E-02	7.11E-01	1.15E+00	1.96E+00	0.04
Arsenic	9.76E-03	3.43E-03	5.52E-03	1.87E-02	0.00
Barium	1.60E-03	3.29E-03	5.31E-03	1.02E-02	0.00
Beryllium	1.51E-03	2.17E-02	3.50E-02	5.83E-02	0.00

Table 5.3a Systemic toxicity from direct contact for the child recreator (continued)

----- AREA_CODE=m MEDIA=Other Groundwater -----
(continued)

Analyte	Direct ingestion	Dermal contact while swimming	Dermal contact while wading	Chemical Total	% of Total
Cadmium	3.54E-02	5.09E-01	8.21E-01	1.37E+00	0.03
Chromium	9.82E-03	7.07E-02	1.14E-01	1.94E-01	0.00
Cobalt	1.17E-03	2.11E-04	3.40E-04	1.72E-03	0.00
Fluoride	1.14E-02	1.70E-03	2.74E-03	1.59E-02	0.00
Iron	1.71E-01	1.64E-01	2.65E-01	6.00E-01	0.01
Kjeldahl Nitrogen					
Lead	1.35E+03	1.30E+03	2.10E+03	4.75E+03	99.87
Manganese	9.57E-02	3.45E-01	5.55E-01	9.96E-01	0.02
Mercury	6.68E-04	1.37E-03	2.21E-03	4.26E-03	0.00
Nickel	3.50E-03	1.87E-03	3.01E-03	8.37E-03	0.00
Nitrate as Nitrogen	1.41E-03	4.07E-04	6.56E-04	2.48E-03	0.00
Silica					
Strontium	1.11E-03	8.02E-04	1.29E-03	3.21E-03	0.00
Sulfate					
Sulfide					
Tetraoxo-sulfate(1-)					
Thallium					
Tin	9.60E-06	1.38E-05	2.23E-05	4.57E-05	0.00
Uranium	1.01E-03	1.72E-04	2.77E-04	1.46E-03	0.00
Vanadium	1.72E-02	2.48E-01	4.00E-01	6.65E-01	0.01
Zinc	1.68E-04	1.21E-04	1.95E-04	4.85E-04	0.00
1,1-Dichloroethane	1.84E-04	2.36E-04	3.80E-04	7.99E-04	0.00
1,1-Dichloroethene	3.24E-03	4.15E-03	6.69E-03	1.41E-02	0.00
1,2-Dichloroethene	1.17E-02	2.26E-03	3.64E-03	1.76E-02	0.00
Acetone	5.53E-04	5.46E-05	8.79E-05	6.95E-04	0.00
Di-n-butyl phthalate	6.15E-05	1.02E-03	1.64E-03	2.72E-03	0.00
Methylene chloride	8.19E-05	5.59E-05	9.00E-05	2.28E-04	0.00
Naphthalene	7.46E-04	9.27E-03	1.49E-02	2.49E-02	0.00
Phenanthrene					
Trichloroethene	4.47E-03	6.86E-02	1.11E-01	1.84E-01	0.00
Vinyl chloride					
cis-1,2-Dichloroethene	9.96E-03	1.43E-02	2.31E-02	4.74E-02	0.00
Neptunium-237					
Radium-226					
Radon-222					
Technetium-99					
Thorium-228					
Thorium-230					
Uranium-234					
Uranium-235					
Uranium-238					
Pathway Total	1.36E+03	1.30E+03	2.10E+03	4.76E+03	
Fraction of Total	2.85E-01	2.74E-01	4.41E-01		

----- AREA_CODE=m MEDIA=RGa Groundwater -----

Analyte	Direct ingestion	Dermal contact while swimming	Dermal contact while wading	Chemical Total	% of Total
Aluminum	8.64E-04	1.24E-03	2.01E-03	4.11E-03	0.00
Antimony	2.18E-01	1.57E+00	2.53E+00	4.32E+00	0.22
Arsenic	9.70E-03	3.41E-03	5.49E-03	1.86E-02	0.00
Barium	1.55E-03	3.18E-03	5.13E-03	9.86E-03	0.00
Beryllium	3.95E-03	5.69E-02	9.18E-02	1.53E-01	0.01
Bicarbonate					
Boron	3.25E-03	5.19E-04	8.37E-04	4.60E-03	0.00

Table 5.3a Systemic toxicity from direct contact for the child recreator (continued)

----- AREA_CODE=m MEDIA=RGa Groundwater -----
(continued)

Analyte	Direct ingestion	Dermal contact while swimming	Dermal contact while wading	Chemical Total	% of Total
Cadmium	2.21E-02	3.18E-01	5.13E-01	8.53E-01	0.04
Cerium					
Chromium	6.65E-02	4.79E-01	7.71E-01	1.32E+00	0.07
Cobalt	5.23E-04	9.41E-05	1.52E-04	7.69E-04	0.00
Copper	8.10E-04	3.89E-04	6.27E-04	1.83E-03	0.00
Fluoride	3.10E-03	4.60E-04	7.41E-04	4.30E-03	0.00
Gallium					
Iron	9.13E-03	8.77E-03	1.41E-02	3.20E-02	0.00
Lead	5.63E+02	5.40E+02	8.71E+02	1.97E+03	99.24
Lithium	2.21E-03	3.98E-04	6.41E-04	3.25E-03	0.00
Manganese	2.54E-03	9.15E-03	1.47E-02	2.64E-02	0.00
Mercury	4.57E-04	9.40E-04	1.52E-03	2.91E-03	0.00
Molybdenum	6.34E-03	2.40E-03	3.87E-03	1.26E-02	0.00
Nickel	3.60E-03	1.92E-03	3.10E-03	8.62E-03	0.00
Nitrate as Nitrogen	6.82E-04	1.96E-04	3.16E-04	1.19E-03	0.00
Selenium	5.61E-04	1.84E-04	2.96E-04	1.04E-03	0.00
Silica					
Silver	5.05E-03	4.04E-03	6.52E-03	1.56E-02	0.00
Sulfate					
Tetraoxo-sulfate(1-)					
Thallium					
Thorium					
Titanium					
Uranium	4.23E-04	7.17E-05	1.16E-04	6.11E-04	0.00
Vanadium	9.97E-03	1.44E-01	2.31E-01	3.85E-01	0.02
Zinc	2.08E-04	1.49E-04	2.41E-04	5.98E-04	0.00
Zirconium					
1,1-Dichloroethene	2.46E-03	3.15E-03	5.07E-03	1.07E-02	0.00
1,2-Dichlorobenzene	7.00E-07	7.69E-06	1.24E-05	2.08E-05	0.00
1,2-Dichloroethene	2.39E-04	4.61E-05	7.43E-05	3.60E-04	0.00
1,3,5-Trimethylbenzene	4.42E-06	1.94E-04	3.12E-04	5.11E-04	0.00
1,4-Dichlorobenzene					
2-Butanone	2.12E-05	4.16E-06	6.71E-06	3.21E-05	0.00
4-Bromofluorobenzene					
4-Methyl-2-pentanone	1.25E-04	7.41E-05	1.19E-04	3.18E-04	0.00
Acetone	1.24E-04	1.23E-05	1.97E-05	1.56E-04	0.00
Acrylonitrile	1.11E-02	2.79E-03	4.49E-03	1.83E-02	0.00
Benzene					
Bis(2-ethylhexyl)phthalate	3.30E-04	5.86E-03	9.44E-03	1.56E-02	0.00
Bromomethane	7.90E-04	4.97E-04	8.02E-04	2.09E-03	0.00
Carbazole					
Carbon tetrachloride	9.47E-04	4.62E-03	7.44E-03	1.30E-02	0.00
Chloroform	2.21E-04	1.42E-03	2.28E-03	3.92E-03	0.00
Chloromethane					
Chrysene					
Di-n-butyl phthalate	6.58E-05	1.09E-03	1.76E-03	2.91E-03	0.00
Dimethylbenzene	3.32E-06	4.92E-05	7.92E-05	1.32E-04	0.00
Ethanol					
Ethylbenzene	1.11E-05	1.21E-04	1.96E-04	3.28E-04	0.00
Methylene chloride	6.64E-05	4.53E-05	7.30E-05	1.85E-04	0.00
PCB-1254	2.34E-02	1.29E+00	2.09E+00	3.40E+00	0.17
Polychlorinated biphenyl					
Tetrachloroethene	2.21E-04	1.18E-02	1.90E-02	3.10E-02	0.00
Trichloroethene	1.08E-01	1.66E+00	2.67E+00	4.43E+00	0.22
Vinyl chloride					
cis-1,2-Dichloroethene	2.43E-03	3.50E-03	5.64E-03	1.16E-02	0.00
m,p-Xylene	3.02E-08	4.47E-07	7.21E-07	1.20E-06	0.00
trans-1,2-Dichloroethene	2.76E-04	4.26E-05	6.87E-05	3.88E-04	0.00
trans-1,3-Dichloropropene					

Table 5.3a Systemic toxicity from direct contact for the child recreator (continued)

----- AREA_CODE=m MEDIA=RGa Groundwater -----
(continued)

Analyte	Direct ingestion	Dermal contact while swimming	Dermal contact while wading	Chemical Total	% of Total
Americium-241					
Cesium-137					
Cobalt-60					
Neptunium-237					
Plutonium-239					
Radium-226					
Radon-222					
Technetium-99					
Thorium-230					
Pathway Total	5.63E+02	5.46E+02	8.80E+02	1.99E+03	
Fraction of Total	2.83E-01	2.74E-01	4.42E-01		

----- AREA_CODE=m MEDIA=UCRS Groundwater -----

Analyte	Direct ingestion	Dermal contact while swimming	Dermal contact while wading	Chemical Total	% of Total
Aluminum	3.72E-03	5.35E-03	8.62E-03	1.77E-02	0.00
Antimony	1.59E-01	1.14E+00	1.84E+00	3.15E+00	0.16
Arsenic	1.48E-02	5.18E-03	8.35E-03	2.83E-02	0.00
Barium	4.44E-03	9.14E-03	1.47E-02	2.83E-02	0.00
Cadmium	2.23E-02	3.21E-01	5.17E-01	8.61E-01	0.04
Chromium	1.09E-02	7.84E-02	1.26E-01	2.16E-01	0.01
Cobalt	4.86E-04	8.75E-05	1.41E-04	7.14E-04	0.00
Copper	3.62E-03	1.74E-03	2.80E-03	8.16E-03	0.00
Fluoride	1.20E-02	1.79E-03	2.88E-03	1.67E-02	0.00
Iron	1.52E-02	1.46E-02	2.36E-02	5.35E-02	0.00
Lead	5.69E+02	5.46E+02	8.80E+02	1.99E+03	99.70
Manganese	4.93E-03	1.77E-02	2.86E-02	5.12E-02	0.00
Mercury	4.24E-04	8.71E-04	1.40E-03	2.70E-03	0.00
Nickel	3.42E-03	1.83E-03	2.94E-03	8.19E-03	0.00
Nitrate as Nitrogen	8.95E-04	2.58E-04	4.15E-04	1.57E-03	0.00
Silica					
Silver	4.56E-03	3.65E-03	5.88E-03	1.41E-02	0.00
Sulfate					
Tetraoxo-sulfate(1-)					
Thallium					
Uranium	2.34E-02	3.96E-03	6.39E-03	3.38E-02	0.00
Vanadium	3.58E-02	5.16E-01	8.32E-01	1.38E+00	0.07
Zinc	5.96E-04	4.29E-04	6.92E-04	1.72E-03	0.00
Benzene					
Bromodichloromethane	4.97E-04	4.24E-04	6.83E-04	1.60E-03	0.00
Chloroform	1.19E-03	7.60E-03	1.23E-02	2.10E-02	0.00
Dibromochloromethane	1.11E-04	1.03E-04	1.67E-04	3.81E-04	0.00
Ethanol					
Methylene chloride	7.82E-05	5.34E-05	8.60E-05	2.18E-04	0.00
Trichloroethene	6.92E-04	1.06E-02	1.71E-02	2.84E-02	0.00
Cesium-137					
Cobalt-60					
Neptunium-237					
Plutonium-239					
Radium-226					
Radon-222					
Technetium-99					
Pathway Total	5.69E+02	5.48E+02	8.83E+02	2.00E+03	
Fraction of Total	2.84E-01	2.74E-01	4.42E-01		

Table 5.3a Systemic toxicity from direct contact for the child recreator (continued)

----- AREA_CODE=n MEDIA=McNairy Groundwater -----

Analyte	Direct ingestion	Dermal contact while swimming	Dermal contact while wading	Chemical Total	% of Total
Aluminum	1.71E-03	2.46E-03	3.96E-03	8.12E-03	0.09
Antimony	2.26E-01	1.63E+00	2.62E+00	4.47E+00	50.99
Arsenic	1.72E-02	6.05E-03	9.75E-03	3.30E-02	0.38
Barium	2.97E-03	6.11E-03	9.85E-03	1.89E-02	0.22
Beryllium	3.79E-03	5.46E-02	8.80E-02	1.46E-01	1.67
Cadmium	4.22E-02	6.07E-01	9.79E-01	1.63E+00	18.56
Chromium	1.17E-02	8.45E-02	1.36E-01	2.32E-01	2.65
Cobalt	5.49E-04	9.88E-05	1.59E-04	8.07E-04	0.01
Fluoride	4.38E-03	6.51E-04	1.05E-03	6.08E-03	0.07
Iron	3.29E-02	3.16E-02	5.10E-02	1.16E-01	1.32
Manganese	9.15E-03	3.29E-02	5.31E-02	9.52E-02	1.08
Mercury	8.87E-04	1.82E-03	2.94E-03	5.65E-03	0.06
Molybdenum	7.70E-03	2.92E-03	4.70E-03	1.53E-02	0.17
Nickel	2.34E-03	1.25E-03	2.01E-03	5.59E-03	0.06
Nitrate as Nitrogen	3.90E-04	1.12E-04	1.81E-04	6.83E-04	0.01
Silica					
Sulfate					
Tetraoxo-sulfate(1-)					
Thallium					
Uranium	6.20E-04	1.05E-04	1.69E-04	8.94E-04	0.01
Vanadium	1.87E-02	2.69E-01	4.34E-01	7.22E-01	8.24
Zinc	2.34E-04	1.68E-04	2.71E-04	6.74E-04	0.01
Trichloroethene	3.07E-02	4.72E-01	7.60E-01	1.26E+00	14.40
Neptunium-237					
Plutonium-239					
Radium-226					
Radon-222					
Technetium-99					
Thorium-230					
Pathway Total	4.14E-01	3.20E+00	5.16E+00	8.77E+00	
Fraction of Total	4.72E-02	3.65E-01	5.88E-01		

----- AREA_CODE=n MEDIA=Other Groundwater -----

Analyte	Direct ingestion	Dermal contact while swimming	Dermal contact while wading	Chemical Total	% of Total
Aluminum	3.86E-03	5.56E-03	8.96E-03	1.84E-02	0.00
Ammonia as Nitrogen					
Antimony	9.88E-02	7.11E-01	1.15E+00	1.96E+00	0.04
Arsenic	9.76E-03	3.43E-03	5.52E-03	1.87E-02	0.00
Barium	1.60E-03	3.29E-03	5.31E-03	1.02E-02	0.00
Beryllium	1.51E-03	2.17E-02	3.50E-02	5.83E-02	0.00
Cadmium	3.54E-02	5.09E-01	8.21E-01	1.37E+00	0.03
Chromium	9.82E-03	7.07E-02	1.14E-01	1.94E-01	0.00
Cobalt	1.17E-03	2.11E-04	3.40E-04	1.72E-03	0.00
Fluoride	1.14E-02	1.70E-03	2.74E-03	1.59E-02	0.00
Iron	1.71E-01	1.64E-01	2.65E-01	6.00E-01	0.01
Kjeldahl Nitrogen					
Lead	1.35E+03	1.30E+03	2.10E+03	4.75E+03	99.87
Manganese	9.57E-02	3.45E-01	5.55E-01	9.96E-01	0.02
Mercury	6.68E-04	1.37E-03	2.21E-03	4.26E-03	0.00
Nickel	3.50E-03	1.87E-03	3.01E-03	8.37E-03	0.00
Nitrate as Nitrogen	1.41E-03	4.07E-04	6.56E-04	2.48E-03	0.00
Silica					
Strontium	1.11E-03	8.02E-04	1.29E-03	3.21E-03	0.00
Sulfate					

Table 5.3a Systemic toxicity from direct contact for the child recreator (continued)

----- AREA_CODE=n MEDIA=Other Groundwater -----
(continued)

Analyte	Direct ingestion	Dermal contact while swimming	Dermal contact while wading	Chemical Total	% of Total
Sulfide					
Tetraoxo-sulfate(1-)					
Thallium					
Tin	9.60E-06	1.38E-05	2.23E-05	4.57E-05	0.00
Uranium	1.01E-03	1.72E-04	2.77E-04	1.46E-03	0.00
Vanadium	1.72E-02	2.48E-01	4.00E-01	6.65E-01	0.01
Zinc	1.68E-04	1.21E-04	1.95E-04	4.85E-04	0.00
1,1-Dichloroethane	1.82E-04	2.33E-04	3.75E-04	7.90E-04	0.00
1,1-Dichloroethene	3.20E-03	4.10E-03	6.61E-03	1.39E-02	0.00
1,2-Dichloroethene	9.92E-03	1.91E-03	3.08E-03	1.49E-02	0.00
Acetone	5.53E-04	5.46E-05	8.79E-05	6.95E-04	0.00
Di-n-butyl phthalate	6.15E-05	1.02E-03	1.64E-03	2.72E-03	0.00
Methylene chloride	7.82E-05	5.34E-05	8.60E-05	2.18E-04	0.00
Naphthalene	7.46E-04	9.27E-03	1.49E-02	2.49E-02	0.00
Phenanthrene					
Trichloroethene	4.43E-03	6.81E-02	1.10E-01	1.82E-01	0.00
Vinyl chloride					
cis-1,2-Dichloroethene	9.96E-03	1.43E-02	2.31E-02	4.74E-02	0.00
Neptunium-237					
Radium-226					
Radon-222					
Technetium-99					
Thorium-228					
Thorium-230					
Uranium-234					
Uranium-235					
Uranium-238					
Pathway Total	1.36E+03	1.30E+03	2.10E+03	4.76E+03	
Fraction of Total	2.85E-01	2.74E-01	4.41E-01		

----- AREA_CODE=n MEDIA=RGD Groundwater -----

Analyte	Direct ingestion	Dermal contact while swimming	Dermal contact while wading	Chemical Total	% of Total
Aluminum	1.15E-03	1.66E-03	2.68E-03	5.50E-03	0.00
Antimony	2.12E-01	1.53E+00	2.46E+00	4.20E+00	0.21
Arsenic	1.06E-02	3.71E-03	5.99E-03	2.03E-02	0.00
Barium	1.56E-03	3.20E-03	5.16E-03	9.92E-03	0.00
Beryllium	3.73E-03	5.37E-02	8.66E-02	1.44E-01	0.01
Bicarbonate					
Boron	3.25E-03	5.19E-04	8.37E-04	4.60E-03	0.00
Cadmium	2.10E-02	3.03E-01	4.88E-01	8.11E-01	0.04
Cerium					
Chromium	4.52E-02	3.26E-01	5.25E-01	8.96E-01	0.05
Cobalt	5.06E-04	9.11E-05	1.47E-04	7.44E-04	0.00
Copper	7.09E-04	3.40E-04	5.48E-04	1.60E-03	0.00
Fluoride	3.58E-03	5.31E-04	8.56E-04	4.96E-03	0.00
Gallium					
Iron	1.17E-02	1.12E-02	1.81E-02	4.11E-02	0.00
Lead	5.45E+02	5.24E+02	8.44E+02	1.91E+03	96.46
Lithium	2.21E-03	3.98E-04	6.41E-04	3.25E-03	0.00
Manganese	5.21E-03	1.88E-02	3.02E-02	5.42E-02	0.00
Mercury	1.03E-03	2.13E-03	3.43E-03	6.58E-03	0.00
Molybdenum	6.29E-03	2.39E-03	3.84E-03	1.25E-02	0.00
Nickel	3.51E-03	1.87E-03	3.01E-03	8.39E-03	0.00

Table 5.3a Systemic toxicity from direct contact for the child recreator (continued)

----- AREA_CODE=n MEDIA=RGA Groundwater -----
(continued)

Analyte	Direct ingestion	Dermal contact while swimming	Dermal contact while wading	Chemical Total	% of Total
Nitrate as Nitrogen	7.58E-04	2.18E-04	3.52E-04	1.33E-03	0.00
Selenium	6.81E-04	2.23E-04	3.59E-04	1.26E-03	0.00
Silica					
Silver	5.14E-03	4.11E-03	6.63E-03	1.59E-02	0.00
Sulfate					
Tetraoxo-sulfate(1-)					
Thallium					
Thorium					
Tin	7.36E-05	1.06E-04	1.71E-04	3.50E-04	0.00
Titanium					
Uranium	9.74E-04	1.65E-04	2.66E-04	1.40E-03	0.00
Vanadium	9.21E-03	1.33E-01	2.14E-01	3.56E-01	0.02
Zinc	1.78E-04	1.28E-04	2.06E-04	5.12E-04	0.00
Zirconium					
1,1,2-Trichloroethane	5.53E-04	8.25E-04	1.33E-03	2.71E-03	0.00
1,1-Dichloroethene	7.98E-03	1.02E-02	1.65E-02	3.47E-02	0.00
1,2-Dichlorobenzene	7.00E-07	7.69E-06	1.24E-05	2.08E-05	0.00
1,2-Dichloroethane					
1,2-Dichloroethene	2.21E-04	4.25E-05	6.85E-05	3.32E-04	0.00
1,3,5-Trimethylbenzene	4.42E-06	1.94E-04	3.12E-04	5.11E-04	0.00
1,4-Dichlorobenzene					
2-Butanone	1.74E-04	3.41E-05	5.49E-05	2.63E-04	0.00
4-Bromofluorobenzene					
4-Methyl-2-pentanone	2.35E-04	1.40E-04	2.25E-04	5.99E-04	0.00
Acetone	1.04E-03	1.02E-04	1.65E-04	1.30E-03	0.00
Acrylonitrile	1.11E-02	2.79E-03	4.49E-03	1.83E-02	0.00
Benzene					
Bis(2-ethylhexyl)phthalate	2.99E-04	5.31E-03	8.56E-03	1.42E-02	0.00
Bromomethane	7.90E-04	4.97E-04	8.02E-04	2.09E-03	0.00
Butyl benzyl phthalate	5.53E-06	9.31E-05	1.50E-04	2.49E-04	0.00
Carbazole					
Carbon tetrachloride	2.53E-01	1.23E+00	1.98E+00	3.47E+00	0.17
Chlorobenzene	1.11E-04	2.11E-03	3.39E-03	5.61E-03	0.00
Chloroform	1.55E-03	9.92E-03	1.60E-02	2.74E-02	0.00
Chloromethane					
Chrysene					
Di-n-butyl phthalate	1.09E-04	1.80E-03	2.90E-03	4.81E-03	0.00
Dimethylbenzene	1.80E-04	2.66E-03	4.29E-03	7.13E-03	0.00
Ethane					
Ethanol					
Ethylbenzene	2.05E-03	2.25E-02	3.62E-02	6.08E-02	0.00
Ethylene					
Methylene chloride	8.09E-04	5.52E-04	8.89E-04	2.25E-03	0.00
PCB-1254	2.47E-02	1.37E+00	2.20E+00	3.59E+00	0.18
Polychlorinated biphenyl					
Tetrachloroethene	3.54E-02	1.88E+00	3.04E+00	4.96E+00	0.25
Trichloroethene	1.24E+00	1.90E+01	3.06E+01	5.08E+01	2.56
Vinyl chloride					
cis-1,2-Dichloroethene	1.03E-01	1.48E-01	2.38E-01	4.88E-01	0.02
m,p-Xylene	5.37E-08	7.96E-07	1.28E-06	2.13E-06	0.00
trans-1,2-Dichloroethene	4.92E-02	7.58E-03	1.22E-02	6.90E-02	0.00
trans-1,3-Dichloropropene					
Americium-241					
Cesium-137					
Cobalt-60					
Neptunium-237					
Plutonium-239					
Radium-226					
Radon-222					

Table 5.3a Systemic toxicity from direct contact for the child recreator (continued)

----- AREA_CODE=n MEDIA=RGA Groundwater -----
(continued)

Analyte	Direct ingestion	Dermal contact while swimming	Dermal contact while wading	Chemical Total	% of Total
Technetium-99					
Thorium-230					
Uranium-234					
Uranium-235					
Uranium-235/236					
Uranium-238					
Pathway Total	5.47E+02	5.50E+02	8.86E+02	1.98E+03	
Fraction of Total	2.76E-01	2.77E-01	4.47E-01		

----- AREA_CODE=n MEDIA=UCRS Groundwater -----

Analyte	Direct ingestion	Dermal contact while swimming	Dermal contact while wading	Chemical Total	% of Total
Aluminum	2.88E-03	4.14E-03	6.68E-03	1.37E-02	0.00
Ammonia as Nitrogen					
Antimony	1.37E-01	9.89E-01	1.59E+00	2.72E+00	0.13
Arsenic	4.47E-02	1.57E-02	2.53E-02	8.57E-02	0.00
Barium	4.39E-03	9.03E-03	1.46E-02	2.80E-02	0.00
Beryllium	9.40E-04	1.35E-02	2.18E-02	3.63E-02	0.00
Cadmium	1.77E-02	2.55E-01	4.12E-01	6.85E-01	0.03
Chromium	1.22E-02	8.77E-02	1.41E-01	2.41E-01	0.01
Cobalt	4.52E-04	8.14E-05	1.31E-04	6.65E-04	0.00
Copper	1.34E-03	6.43E-04	1.04E-03	3.02E-03	0.00
Fluoride	8.15E-03	1.21E-03	1.95E-03	1.13E-02	0.00
Iron	1.54E-02	1.48E-02	2.38E-02	5.40E-02	0.00
Kjeldahl Nitrogen					
Lead	5.33E+02	5.12E+02	8.25E+02	1.87E+03	90.43
Manganese	1.90E-02	6.85E-02	1.10E-01	1.98E-01	0.01
Mercury	1.84E-03	3.79E-03	6.11E-03	1.17E-02	0.00
Molybdenum	2.21E-03	8.38E-04	1.35E-03	4.40E-03	0.00
Nickel	5.94E-03	3.17E-03	5.11E-03	1.42E-02	0.00
Nitrate as Nitrogen	5.53E-04	1.59E-04	2.57E-04	9.70E-04	0.00
Nitrate/Nitrite	1.45E-03	4.17E-04	6.71E-04	2.53E-03	0.00
Orthophosphate					
Selenium	5.70E-04	1.87E-04	3.01E-04	1.06E-03	0.00
Silica					
Silver	4.66E-03	3.73E-03	6.01E-03	1.44E-02	0.00
Strontium	2.37E-03	1.71E-03	2.75E-03	6.83E-03	0.00
Sulfate					
Sulfide					
Tetraoxo-sulfate(1-)					
Thallium					
Tin	4.79E-05	6.90E-05	1.11E-04	2.28E-04	0.00
Uranium	8.85E-03	1.50E-03	2.42E-03	1.28E-02	0.00
Vanadium	1.27E-02	1.83E-01	2.95E-01	4.91E-01	0.02
Zinc	1.93E-04	1.39E-04	2.25E-04	5.57E-04	0.00
1,1-Dichloroethene	2.46E-02	3.15E-02	5.07E-02	1.07E-01	0.01
1,2-Dichloroethane					
1,2-Dichloroethene	7.51E-04	1.45E-04	2.33E-04	1.13E-03	0.00
2,4-Dimethylphenol	2.43E-04	7.70E-03	1.24E-02	2.04E-02	0.00
Benzene					
Bis(2-ethylhexyl)phthalate	5.53E-05	9.80E-04	1.58E-03	2.62E-03	0.00
Bromodichloromethane	4.97E-04	4.24E-04	6.83E-04	1.60E-03	0.00
Chloroethane	1.91E-04	2.75E-04	4.43E-04	9.09E-04	0.00
Chloroform	2.65E-03	1.70E-02	2.74E-02	4.71E-02	0.00

Table 5.3a Systemic toxicity from direct contact for the child recreator (continued)

----- AREA_CODE=n MEDIA=UCRS Groundwater -----
(continued)

Analyte	Direct ingestion	Dermal contact while swimming	Dermal contact while wading	Chemical Total	% of Total
Di-n-butyl phthalate	1.08E-05	1.79E-04	2.89E-04	4.79E-04	0.00
Dibromochloromethane	1.11E-04	1.03E-04	1.67E-04	3.81E-04	0.00
Dimethylbenzene	3.31E-04	4.91E-03	7.91E-03	1.31E-02	0.00
Ethane					
Ethanol					
Ethylbenzene	3.75E-03	4.12E-02	6.63E-02	1.11E-01	0.01
Ethylene					
Fluorene	1.09E-04	7.71E-03	1.24E-02	2.02E-02	0.00
Isophorone	2.78E-05	3.53E-05	5.68E-05	1.20E-04	0.00
Methylene chloride	8.29E-05	5.65E-05	9.11E-05	2.31E-04	0.00
Naphthalene	7.80E-04	9.68E-03	1.56E-02	2.61E-02	0.00
Phenanthrene					
Trichloroethene	4.64E+00	7.13E+01	1.15E+02	1.91E+02	9.23
Vinyl chloride					
cis-1,2-Dichloroethene	4.25E-01	6.12E-01	9.86E-01	2.02E+00	0.10
trans-1,2-Dichloroethene	2.76E-02	4.26E-03	6.87E-03	3.88E-02	0.00
Americium-241					
Cesium-137					
Cobalt-60					
Neptunium-237					
Plutonium-239					
Radium-226					
Radon-222					
Technetium-99					
Thorium-228					
Uranium-234					
Uranium-235					
Uranium-235/236					
Uranium-238					
Pathway Total	5.38E+02	5.85E+02	9.43E+02	2.07E+03	
Fraction of Total	2.60E-01	2.83E-01	4.56E-01		

Table 5.3b Systemic toxicity for biota consumption for the child recreator

----- AREA_CODE=a MEDIA=RGA Groundwater -----

Analyte	Ingestion of fish	Ingestion of venison	Ingestion of rabbit	Ingestion of quail	Chemical Total	% of Total
Aluminum		2.52E-06	3.82E-08	2.25E-09	2.56E-06	0.00
Arsenic		3.96E-05	6.00E-07	3.54E-08	4.02E-05	0.00
Barium	2.23E-03	6.54E-07	9.90E-09	2.63E-08	2.23E-03	0.00
Chromium	8.45E-01	2.23E-04	3.37E-06	1.99E-07	8.46E-01	0.10
Fluoride						
Iron	4.16E-01	2.44E-04	3.69E-06	1.09E-05	4.17E-01	0.05
Manganese	1.29E-01	9.42E-07	1.43E-08	8.41E-08	1.29E-01	0.01
Tetraoxo-sulfate(1-)						
Thallium						
Vanadium	6.05E-02	8.86E-05	1.34E-06	7.91E-08	6.06E-02	0.01
Zinc	1.75E-02	1.02E-05	1.55E-07	6.40E-07	1.75E-02	0.00
1,1-Dichloroethene	1.05E-02	7.03E-09	1.06E-10		1.05E-02	0.00
Carbon tetrachloride	4.52E+00	5.29E-06	8.01E-08		4.52E+00	0.52
Chloroform	1.11E-03	8.36E-10	1.27E-11		1.11E-03	0.00
Tetrachloroethene	3.66E-01	3.83E-07	5.79E-09		3.66E-01	0.04
Trichloroethene	8.59E+02	8.05E-04	1.22E-05		8.59E+02	99.26
cis-1,2-Dichloroethene	4.78E-02	3.39E-08	5.14E-10		4.78E-02	0.01
trans-1,2-Dichloroethene	2.93E-03	9.49E-10	1.44E-11		2.93E-03	0.00
Cesium-137						
Neptunium-237						
Technetium-99						
Thorium-230						
Pathway Total	8.66E+02	1.42E-03	2.15E-05	1.19E-05	8.66E+02	
Fraction of Total	1.00E+00	1.64E-06	2.48E-08	1.38E-08		

----- AREA_CODE=a MEDIA=UCRS Groundwater -----

Analyte	Ingestion of fish	Ingestion of venison	Ingestion of rabbit	Ingestion of quail	Chemical Total	% of Total
Aluminum		5.70E-06	8.64E-08	5.09E-09	5.79E-06	0.00
Antimony	1.99E+00	4.66E-06	7.06E-08	4.16E-09	1.99E+00	0.00
Arsenic		3.08E-05	4.67E-07	2.75E-08	3.13E-05	0.00
Barium	7.79E-04	2.28E-07	3.46E-09	9.16E-09	7.79E-04	0.00
Beryllium	7.93E-03	4.65E-07	7.04E-09	4.15E-10	7.93E-03	0.00
Chromium	2.70E-01	7.12E-05	1.08E-06	6.36E-08	2.70E-01	0.00
Cobalt	2.85E-03	5.57E-09	8.44E-11	9.95E-08	2.85E-03	0.00
Iron	6.40E-01	3.75E-04	5.68E-06	1.67E-05	6.41E-01	0.00
Lead	5.91E+04	4.61E-01	6.99E-03	4.12E-04	5.91E+04	99.73
Manganese	4.69E-02	3.43E-07	5.20E-09	3.06E-08	4.69E-02	0.00
Nickel	1.29E-01	3.79E-05	5.74E-07		1.29E-01	0.00
Silica						
Tetraoxo-sulfate(1-)						
Uranium	1.52E-02	2.67E-06	4.05E-08	7.96E-06	1.52E-02	0.00
Vanadium	3.89E-02	5.69E-05	8.62E-07	5.08E-08	3.89E-02	0.00
Zinc	1.89E-02	1.11E-05	1.68E-07	6.93E-07	1.90E-02	0.00
1,1-Dichloroethene	6.97E-04	4.69E-10	7.10E-12		6.97E-04	0.00
Bis(2-ethylhexyl)phthalate	4.45E-02	1.66E-07	2.51E-09		4.45E-02	0.00
Chloroform	7.23E-03	5.43E-09	8.23E-11		7.23E-03	0.00
Trichloroethene	1.55E+02	1.45E-04	2.20E-06		1.55E+02	0.26
cis-1,2-Dichloroethene	6.07E-02	4.31E-08	6.54E-10		6.07E-02	0.00
trans-1,2-Dichloroethene	8.40E-04	2.72E-10	4.12E-12		8.40E-04	0.00
Neptunium-237						
Radon-222						
Technetium-99						
Pathway Total	5.92E+04	4.62E-01	7.00E-03	4.37E-04	5.92E+04	
Fraction of Total	1.00E+00	7.80E-06	1.18E-07	7.39E-09		

Table 5.3b Systemic toxicity for biota consumption for the child recreator (continued)

----- AREA_CODE=b MEDIA=McNairy Groundwater -----

Analyte	Ingestion of fish	Ingestion of venison	Ingestion of rabbit	Ingestion of quail	Chemical Total	% of Total
Aluminum		2.11E-06	3.20E-08	1.88E-09	2.14E-06	0.00
Antimony	7.64E+00	1.79E-05	2.71E-07	1.60E-08	7.64E+00	87.21
Nitrate as Nitrogen						
Silica						
Tetraoxo-sulfate(1-)						
Trichloroethene	1.12E+00	1.05E-06	1.59E-08		1.12E+00	12.79
Technetium-99						
Pathway Total	8.76E+00	2.10E-05	3.19E-07	1.79E-08	8.76E+00	
Fraction of Total	1.00E+00	2.40E-06	3.64E-08	2.04E-09		

----- AREA_CODE=b MEDIA=RGa Groundwater -----

Analyte	Ingestion of fish	Ingestion of venison	Ingestion of rabbit	Ingestion of quail	Chemical Total	% of Total
Aluminum		3.82E-06	5.79E-08	3.41E-09	3.88E-06	0.00
Arsenic		3.73E-05	5.64E-07	3.33E-08	3.78E-05	0.00
Barium	3.55E-03	1.04E-06	1.57E-08	4.17E-08	3.55E-03	0.00
Beryllium	9.18E-02	5.38E-06	8.14E-08	4.80E-09	9.18E-02	0.00
Cadmium	4.95E-01	5.79E-06	8.78E-08	1.03E-05	4.95E-01	0.00
Chromium	6.50E-01	1.71E-04	2.60E-06	1.53E-07	6.51E-01	0.00
Cobalt	3.78E-02	7.39E-08	1.12E-09	1.32E-06	3.78E-02	0.00
Fluoride						
Iron	9.69E-01	5.68E-04	8.60E-06	2.53E-05	9.70E-01	0.00
Lead	3.54E+04	2.76E-01	4.19E-03	2.47E-04	3.54E+04	99.97
Manganese	3.25E-01	2.38E-06	3.60E-08	2.12E-07	3.25E-01	0.00
Mercury	2.85E-01	1.67E-05	2.53E-07	4.48E-08	2.85E-01	0.00
Nitrate as Nitrogen						
Selenium		1.41E-04	2.13E-06	1.13E-05	1.54E-04	0.00
Silica						
Sulfate						
Tetraoxo-sulfate(1-)						
Tin	2.15E-01	4.19E-06	6.35E-08		2.15E-01	0.00
Uranium	5.96E-03	1.05E-06	1.59E-08	3.12E-06	5.97E-03	0.00
Vanadium	1.63E-02	2.39E-05	3.62E-07	2.13E-08	1.63E-02	0.00
Zinc	2.61E-02	1.53E-05	2.32E-07	9.56E-07	2.61E-02	0.00
1,1,2-Trichloroethane	2.78E-03	2.09E-09	3.16E-11		2.78E-03	0.00
1,1-Dichloroethene	5.66E-04	3.81E-10	5.77E-12		5.66E-04	0.00
1,2-Dichloroethane						
Acetone	2.08E-05	4.54E-12	6.88E-14		2.08E-05	0.00
Carbon tetrachloride	5.16E-01	6.03E-07	9.13E-09		5.16E-01	0.00
Chlorobenzene	2.26E-03	2.64E-09	3.99E-11		2.26E-03	0.00
Chloroform	7.79E-03	5.85E-09	8.86E-11		7.79E-03	0.00
Di-n-butyl phthalate	7.12E-02	2.65E-07	4.02E-09		7.12E-02	0.00
Ethane						
Ethylene						
Methylene chloride	6.07E-05	3.09E-11	4.69E-13		6.07E-05	0.00
Tetrachloroethene	5.09E-01	5.32E-07	8.06E-09		5.09E-01	0.00
Trichloroethene	4.55E+00	4.27E-06	6.46E-08		4.55E+00	0.01
Vinyl chloride						
cis-1,2-Dichloroethene	3.05E-01	2.16E-07	3.28E-09		3.05E-01	0.00
Americium-241						
Cesium-137						
Cobalt-60						
Plutonium-239						
Radium-226						
Radon-222						
Technetium-99						
Thorium-230						
Uranium-234						
Uranium-235						

Table 5.3b Systemic toxicity for biota consumption for the child recreator (continued)

----- AREA_CODE=b MEDIA=RGa Groundwater -----
(continued)

Analyte	Ingestion of fish	Ingestion of venison	Ingestion of rabbit	Ingestion of quail	Chemical Total	% of Total
Uranium-235/236						
Uranium-238						
Pathway Total	3.54E+04	2.77E-01	4.20E-03	3.00E-04	3.54E+04	
Fraction of Total	1.00E+00	7.83E-06	1.19E-07	8.46E-09		

----- AREA_CODE=b MEDIA=UCRS Groundwater -----

Analyte	Ingestion of fish	Ingestion of venison	Ingestion of rabbit	Ingestion of quail	Chemical Total	% of Total
Aluminum		6.29E-06	9.52E-08	5.61E-09	6.39E-06	0.00
Arsenic		2.02E-04	3.06E-06	1.80E-07	2.05E-04	0.00
Barium	2.85E-03	8.34E-07	1.26E-08	3.35E-08	2.85E-03	0.00
Beryllium	5.71E-03	3.34E-07	5.06E-09	2.98E-10	5.71E-03	0.00
Cadmium	3.65E-01	4.28E-06	6.48E-08	7.64E-06	3.65E-01	0.02
Chromium	7.10E-01	1.87E-04	2.83E-06	1.67E-07	7.10E-01	0.04
Cobalt	1.07E-02	2.09E-08	3.16E-10	3.73E-07	1.07E-02	0.00
Fluoride						
Iron	6.25E-01	3.66E-04	5.54E-06	1.63E-05	6.25E-01	0.04
Lead	1.54E+03	1.20E-02	1.82E-04	1.07E-05	1.54E+03	96.47
Manganese	2.07E-01	1.51E-06	2.29E-08	1.35E-07	2.07E-01	0.01
Mercury	2.85E-01	1.67E-05	2.53E-07	4.48E-08	2.85E-01	0.02
Molybdenum	5.71E-03	3.34E-06	5.06E-08	2.98E-06	5.71E-03	0.00
Nickel	4.46E-01	1.31E-04	1.98E-06		4.46E-01	0.03
Nitrate as Nitrogen						
Selenium		8.75E-05	1.32E-06	7.03E-06	9.58E-05	0.00
Silica						
Sulfate						
Tetraoxo-sulfate(1-)						
Thallium						
Tin	3.71E-02	7.24E-07	1.10E-08		3.71E-02	0.00
Uranium	7.19E-03	1.26E-06	1.91E-08	3.76E-06	7.20E-03	0.00
Vanadium	3.99E-02	5.84E-05	8.84E-07	5.21E-08	3.99E-02	0.00
Zinc	1.84E-02	1.08E-05	1.63E-07	6.73E-07	1.84E-02	0.00
1,1-Dichloroethene	1.13E-03	7.61E-10	1.15E-11		1.13E-03	0.00
1,2-Dichloroethene	3.62E-04	1.17E-10	1.78E-12		3.62E-04	0.00
2,4-Dimethylphenol	1.34E-03	1.19E-09	1.80E-11		1.34E-03	0.00
Benzene						
Chloroethane	1.04E-03	5.59E-10	8.46E-12		1.04E-03	0.00
Di-n-butyl phthalate	5.08E-03	1.89E-08	2.87E-10		5.08E-03	0.00
Dimethylbenzene	1.95E-04	3.00E-10	4.55E-12		1.95E-04	0.00
Ethane						
Ethylbenzene	3.32E-04	4.58E-10	6.93E-12		3.32E-04	0.00
Ethylene						
Isophorone	7.04E-05	4.48E-11	6.79E-13		7.04E-05	0.00
Trichloroethene	5.31E+01	4.98E-05	7.54E-07		5.31E+01	3.33
Vinyl chloride						
cis-1,2-Dichloroethene	5.22E-01	3.71E-07	5.62E-09		5.22E-01	0.03
trans-1,2-Dichloroethene	9.93E-05	3.22E-11	4.87E-13		9.93E-05	0.00
Americium-241						
Cobalt-60						
Neptunium-237						
Plutonium-239						
Radium-226						
Radon-222						
Technetium-99						
Uranium-234						
Uranium-235						
Uranium-235/236						
Uranium-238						

Table 5.3b Systemic toxicity for biota consumption for the child recreator (continued)

----- AREA_CODE=b MEDIA=UCRS Groundwater -----
(continued)

Analyte	Ingestion of fish	Ingestion of venison	Ingestion of rabbit	Ingestion of quail	Chemical Total	% of Total
Pathway Total	1.60E+03	1.32E-02	1.99E-04	5.02E-05	1.60E+03	
Fraction of Total	1.00E+00	8.24E-06	1.25E-07	3.14E-08		

----- AREA_CODE=c MEDIA=RGA Groundwater -----

Analyte	Ingestion of fish	Ingestion of venison	Ingestion of rabbit	Ingestion of quail	Chemical Total	% of Total
Aluminum		9.39E-06	1.42E-07	8.38E-09	9.54E-06	0.00
Barium	1.88E-03	5.51E-07	8.34E-09	2.21E-08	1.88E-03	0.03
Chromium	3.97E+00	1.05E-03	1.59E-05	9.35E-07	3.98E+00	62.61
Iron	1.28E+00	7.52E-04	1.14E-05	3.36E-05	1.28E+00	20.23
Manganese	2.45E-01	1.79E-06	2.72E-08	1.60E-07	2.45E-01	3.86
Molybdenum	2.12E-02	1.24E-05	1.88E-07	1.11E-05	2.12E-02	0.33
Silica Sulfate Tetraoxo-sulfate(1-)						
Zinc	3.18E-02	1.86E-05	2.82E-07	1.16E-06	3.18E-02	0.50
1,1-Dichloroethene	4.00E-03	2.69E-09	4.08E-11		4.00E-03	0.06
Chloroform	2.78E-03	2.09E-09	3.16E-11		2.78E-03	0.04
Trichloroethene	7.80E-01	7.30E-07	1.11E-08		7.80E-01	12.28
cis-1,2-Dichloroethene	2.89E-03	2.05E-09	3.11E-11		2.89E-03	0.05
Radon-222 Technetium-99						
Pathway Total	6.35E+00	1.84E-03	2.79E-05	4.69E-05	6.35E+00	
Fraction of Total	1.00E+00	2.90E-04	4.40E-06	7.39E-06		

----- AREA_CODE=c MEDIA=UCRS Groundwater -----

Analyte	Ingestion of fish	Ingestion of venison	Ingestion of rabbit	Ingestion of quail	Chemical Total	% of Total
Aluminum		4.58E-06	6.95E-08	4.09E-09	4.66E-06	0.00
Barium	1.08E-03	3.16E-07	4.79E-09	1.27E-08	1.08E-03	0.21
Iron	3.61E-01	2.12E-04	3.21E-06	9.45E-06	3.62E-01	69.98
Manganese	1.07E-01	7.84E-07	1.19E-08	7.00E-08	1.07E-01	20.72
Silica Tetraoxo-sulfate(1-)						
Vanadium	1.36E-02	1.98E-05	3.01E-07	1.77E-08	1.36E-02	2.63
Zinc	2.15E-02	1.26E-05	1.91E-07	7.88E-07	2.16E-02	4.17
Benzene						
Chloroform	6.67E-03	5.01E-09	7.59E-11		6.67E-03	1.29
Trichloroethene	5.17E-03	4.84E-09	7.34E-11		5.17E-03	1.00
Technetium-99						
Pathway Total	5.17E-01	2.50E-04	3.78E-06	1.03E-05	5.17E-01	
Fraction of Total	9.99E-01	4.83E-04	7.32E-06	2.00E-05		

----- AREA_CODE=d MEDIA=McNairy Groundwater -----

Analyte	Ingestion of fish	Ingestion of venison	Ingestion of rabbit	Ingestion of quail	Chemical Total	% of Total
Silica Tetraoxo-sulfate(1-) Thallium						
Zinc	1.32E-01	7.74E-05	1.17E-06	4.84E-06	1.32E-01	97.69
Trichloroethene	3.13E-03	2.93E-09	4.44E-11		3.13E-03	2.31
Pathway Total	1.35E-01	7.74E-05	1.17E-06	4.84E-06	1.35E-01	

Table 5.3b Systemic toxicity for biota consumption for the child recreator (continued)

----- AREA_CODE=d MEDIA=McNairy Groundwater -----						
(continued)						
Analyte	Ingestion of fish	Ingestion of venison	Ingestion of rabbit	Ingestion of quail	Chemical Total	% of Total
Fraction of Total	9.99E-01	5.72E-04	8.66E-06	3.57E-05		
----- AREA_CODE=d MEDIA=Other Groundwater -----						
Analyte	Ingestion of fish	Ingestion of venison	Ingestion of rabbit	Ingestion of quail	Chemical Total	% of Total
Methylene chloride	1.36E-04	6.95E-11	1.05E-12		1.36E-04	100.0
Pathway Total	1.36E-04	6.95E-11	1.05E-12		1.36E-04	
Fraction of Total	1.00E+00	5.10E-07	7.72E-09			
----- AREA_CODE=d MEDIA=RGA Groundwater -----						
Analyte	Ingestion of fish	Ingestion of venison	Ingestion of rabbit	Ingestion of quail	Chemical Total	% of Total
Aluminum		3.12E-06	4.73E-08	2.79E-09	3.17E-06	0.00
Arsenic		4.44E-05	6.72E-07	3.96E-08	4.51E-05	0.00
Barium	4.06E-03	1.19E-06	1.80E-08	4.77E-08	4.06E-03	0.00
Chromium	6.67E-01	1.76E-04	2.66E-06	1.57E-07	6.67E-01	0.00
Cobalt	3.38E-02	6.59E-08	9.99E-10	1.18E-06	3.38E-02	0.00
Fluoride						
Iron	3.87E-01	2.27E-04	3.43E-06	1.01E-05	3.87E-01	0.00
Lead	5.76E+04	4.50E-01	6.81E-03	4.02E-04	5.76E+04	99.99
Manganese	9.48E-01	6.94E-06	1.05E-07	6.19E-07	9.48E-01	0.00
Silica						
Tetraoxo-sulfate(1-)						
Tin	1.14E+00	2.23E-05	3.38E-07		1.14E+00	0.00
Uranium	2.15E-03	3.78E-07	5.72E-09	1.12E-06	2.15E-03	0.00
Vanadium	2.57E-02	3.76E-05	5.69E-07	3.35E-08	2.57E-02	0.00
Zinc	1.98E-02	1.16E-05	1.76E-07	7.25E-07	1.98E-02	0.00
Bis(2-ethylhexyl)phthalate	8.90E-02	3.32E-07	5.03E-09		8.90E-02	0.00
Butyl benzyl phthalate	4.45E-03	1.66E-08	2.51E-10		4.45E-03	0.00
Di-n-butyl phthalate	6.51E-02	2.43E-07	3.68E-09		6.51E-02	0.00
Dimethylbenzene	2.18E-03	3.35E-09	5.08E-11		2.18E-03	0.00
Ethylbenzene	1.51E-02	2.08E-08	3.15E-10		1.51E-02	0.00
Methylene chloride	1.13E-03	5.74E-10	8.70E-12		1.13E-03	0.00
Tetrachloroethene	7.95E-03	8.32E-09	1.26E-10		7.95E-03	0.00
Trichloroethene	1.60E+00	1.50E-06	2.27E-08		1.60E+00	0.00
cis-1,2-Dichloroethene	1.35E-02	9.62E-09	1.46E-10		1.35E-02	0.00
Americium-241						
Cesium-137						
Cobalt-60						
Plutonium-239						
Radium-226						
Radon-222						
Technetium-99						
Uranium-234						
Uranium-238						
Pathway Total	5.76E+04	4.50E-01	6.82E-03	4.16E-04	5.76E+04	
Fraction of Total	1.00E+00	7.82E-06	1.18E-07	7.21E-09		
----- AREA_CODE=d MEDIA=UCRS Groundwater -----						
Analyte	Ingestion of fish	Ingestion of venison	Ingestion of rabbit	Ingestion of quail	Chemical Total	% of Total
Aluminum		1.17E-05	1.78E-07	1.05E-08	1.19E-05	0.00

Table 5.3b Systemic toxicity for biota consumption for the child recreator (continued)

----- AREA_CODE=d MEDIA=UCRS Groundwater -----						
(continued)						
Analyte	Ingestion of fish	Ingestion of venison	Ingestion of rabbit	Ingestion of quail	Chemical Total	% of Total
Ammonia as Nitrogen						
Antimony	1.83E+00	4.29E-06	6.51E-08	3.83E-09	1.83E+00	0.01
Arsenic		4.10E-05	6.21E-07	3.66E-08	4.17E-05	0.00
Barium	4.15E-03	1.22E-06	1.84E-08	4.89E-08	4.16E-03	0.00
Beryllium	2.43E-02	1.42E-06	2.15E-08	1.27E-09	2.43E-02	0.00
Cadmium	6.85E-01	8.02E-06	1.22E-07	1.43E-05	6.85E-01	0.00
Chromium	5.36E-01	1.41E-04	2.14E-06	1.26E-07	5.36E-01	0.00
Cobalt	3.46E-02	6.76E-08	1.02E-09	1.21E-06	3.46E-02	0.00
Fluoride						
Iron	1.43E+01	8.40E-03	1.27E-04	3.75E-04	1.44E+01	0.05
Kjeldahl Nitrogen						
Lead	2.96E+04	2.31E-01	3.50E-03	2.06E-04	2.96E+04	99.83
Manganese	2.20E+01	1.61E-04	2.44E-06	1.44E-05	2.20E+01	0.07
Mercury	9.97E-02	5.84E-06	8.85E-08	1.56E-08	9.97E-02	0.00
Nickel	4.89E-02	1.43E-05	2.17E-07		4.89E-02	0.00
Nitrate as Nitrogen						
Nitrate/Nitrite						
Orthophosphate						
Selenium		1.11E-04	1.68E-06	8.92E-06	1.22E-04	0.00
Silica						
Strontium	3.67E-02	2.87E-05	4.35E-07	2.56E-07	3.68E-02	0.00
Sulfate						
Sulfide						
Tetraoxo-sulfate(1-)						
Uranium	3.24E-02	5.69E-06	8.62E-08	1.69E-05	3.24E-02	0.00
Vanadium	7.83E-02	1.15E-04	1.74E-06	1.02E-07	7.84E-02	0.00
Zinc	2.09E-02	1.23E-05	1.86E-07	7.66E-07	2.09E-02	0.00
1,1-Dichloroethene	6.55E-03	4.41E-09	6.67E-11		6.55E-03	0.00
1,2-Dichloroethane						
1,2-Dichloroethene	1.08E-04	3.50E-11	5.31E-13		1.08E-04	0.00
Benzene						
Dimethylbenzene	3.76E-03	5.79E-09	8.77E-11		3.76E-03	0.00
Ethylbenzene	3.77E-02	5.20E-08	7.88E-10		3.77E-02	0.00
Fluorene	4.24E-02	1.20E-07	1.82E-09		4.24E-02	0.00
Methylene chloride	1.65E-04	8.43E-11	1.28E-12		1.65E-04	0.00
Naphthalene	1.97E-02	3.03E-08	4.59E-10		1.97E-02	0.00
Phenanthrene						
Trichloroethene	9.32E+00	8.73E-06	1.32E-07		9.32E+00	0.03
cis-1,2-Dichloroethene	3.44E-03	2.45E-09	3.71E-11		3.44E-03	0.00
Neptunium-237						
Radon-222						
Technetium-99						
Thorium-228						
Uranium-234						
Uranium-235						
Uranium-238						
Pathway Total	2.96E+04	2.40E-01	3.63E-03	6.38E-04	2.96E+04	
Fraction of Total	1.00E+00	8.10E-06	1.23E-07	2.15E-08		

----- AREA_CODE=e MEDIA=McNairy Groundwater -----						
Analyte	Ingestion of fish	Ingestion of venison	Ingestion of rabbit	Ingestion of quail	Chemical Total	% of Total
Aluminum		2.23E-06	3.37E-08	1.99E-09	2.26E-06	0.00
Arsenic		1.61E-04	2.45E-06	1.44E-07	1.64E-04	0.00
Barium	4.54E-03	1.33E-06	2.01E-08	5.34E-08	4.54E-03	0.06
Beryllium	1.46E-01	8.53E-06	1.29E-07	7.62E-09	1.46E-01	1.97
Cadmium	1.20E+00	1.40E-05	2.13E-07	2.51E-05	1.20E+00	16.17
Chromium	2.33E+00	6.13E-04	9.29E-06	5.48E-07	2.33E+00	31.41

Table 5.3b Systemic toxicity for biota consumption for the child recreator (continued)

----- AREA_CODE=e MEDIA=McNairy Groundwater -----
(continued)

Analyte	Ingestion of fish	Ingestion of venison	Ingestion of rabbit	Ingestion of quail	Chemical Total	% of Total
Cobalt	5.53E-02	1.08E-07	1.64E-09	1.93E-06	5.53E-02	0.75
Fluoride						
Iron	2.84E+00	1.67E-03	2.52E-05	7.43E-05	2.85E+00	38.40
Manganese	4.10E-01	3.00E-06	4.55E-08	2.68E-07	4.10E-01	5.54
Nickel	7.53E-02	2.21E-05	3.34E-07		7.54E-02	1.02
Silica						
Sulfate						
Tetraoxo-sulfate(1-)						
Uranium	4.73E-03	8.31E-07	1.26E-08	2.47E-06	4.73E-03	0.06
Vanadium	1.85E-01	2.70E-04	4.09E-06	2.41E-07	1.85E-01	2.49
Zinc	1.54E-01	9.00E-05	1.36E-06	5.63E-06	1.54E-01	2.08
Trichloroethene	3.46E-03	3.24E-09	4.91E-11		3.46E-03	0.05
Radon-222						
Technetium-99						
Pathway Total	7.41E+00	2.85E-03	4.32E-05	1.11E-04	7.41E+00	
Fraction of Total	1.00E+00	3.85E-04	5.83E-06	1.49E-05		

----- AREA_CODE=e MEDIA=RGA Groundwater -----

Analyte	Ingestion of fish	Ingestion of venison	Ingestion of rabbit	Ingestion of quail	Chemical Total	% of Total
Aluminum		1.59E-06	2.40E-08	1.42E-09	1.61E-06	0.00
Arsenic		2.80E-05	4.25E-07	2.50E-08	2.85E-05	0.00
Barium	3.03E-03	8.87E-07	1.34E-08	3.56E-08	3.03E-03	0.07
Beryllium	8.53E-02	5.00E-06	7.57E-08	4.46E-09	8.53E-02	1.94
Cadmium	9.21E-01	1.08E-05	1.63E-07	1.93E-05	9.21E-01	20.97
Cobalt	3.78E-02	7.38E-08	1.12E-09	1.32E-06	3.78E-02	0.86
Copper	5.49E-02	1.45E-05	2.19E-07	7.18E-07	5.50E-02	1.25
Fluoride						
Iron	5.36E-01	3.14E-04	4.75E-06	1.40E-05	5.36E-01	12.20
Manganese	5.43E-02	3.98E-07	6.03E-09	3.55E-08	5.44E-02	1.24
Molybdenum	1.68E-02	9.83E-06	1.49E-07	8.78E-06	1.68E-02	0.38
Silica						
Silver	1.03E-02	3.62E-05	5.48E-07	2.15E-05	1.04E-02	0.24
Sulfate						
Tetraoxo-sulfate(1-)						
Thallium						
Uranium	1.23E-03	2.16E-07	3.27E-09	6.43E-07	1.23E-03	0.03
Vanadium	3.33E-02	4.87E-05	7.37E-07	4.35E-08	3.33E-02	0.76
Zinc	3.37E-02	1.98E-05	2.99E-07	1.23E-06	3.38E-02	0.77
2-Butanone	7.64E-05	2.20E-11	3.34E-13		7.64E-05	0.00
Dimethylbenzene	1.62E-04	2.50E-10	3.79E-12		1.62E-04	0.00
Trichloroethene	2.60E+00	2.44E-06	3.69E-08		2.60E+00	59.28
trans-1,2-Dichloroethene	9.73E-05	3.15E-11	4.78E-13		9.73E-05	0.00
Cobalt-60						
Radon-222						
Technetium-99						
Thorium-230						
Pathway Total	4.39E+00	4.92E-04	7.45E-06	6.76E-05	4.39E+00	
Fraction of Total	1.00E+00	1.12E-04	1.70E-06	1.54E-05		

----- AREA_CODE=e MEDIA=UCRS Groundwater -----

Analyte	Ingestion of fish	Ingestion of venison	Ingestion of rabbit	Ingestion of quail	Chemical Total	% of Total
Aluminum		1.06E-05	1.61E-07	9.50E-09	1.08E-05	0.00
Arsenic		3.62E-05	5.49E-07	3.24E-08	3.68E-05	0.00

Table 5.3b Systemic toxicity for biota consumption for the child recreator (continued)

----- AREA_CODE=e MEDIA=UCRS Groundwater -----						
(continued)						
Analyte	Ingestion of fish	Ingestion of venison	Ingestion of rabbit	Ingestion of quail	Chemical Total	% of Total
Barium	7.22E-03	2.11E-06	3.20E-08	8.49E-08	7.22E-03	0.31
Chromium	8.69E-01	2.29E-04	3.47E-06	2.05E-07	8.70E-01	37.68
Fluoride						
Iron	8.59E-01	5.03E-04	7.62E-06	2.24E-05	8.59E-01	37.23
Manganese	5.05E-02	3.70E-07	5.60E-09	3.30E-08	5.05E-02	2.19
Nickel	2.31E-01	6.76E-05	1.02E-06		2.31E-01	10.01
Silica						
Sulfate						
Tetraoxo-sulfate(1-)						
Vanadium	1.89E-01	2.76E-04	4.18E-06	2.47E-07	1.89E-01	8.18
Zinc	9.88E-02	5.79E-05	8.76E-07	3.62E-06	9.89E-02	4.28
Trichloroethene	2.45E-03	2.29E-09	3.47E-11		2.45E-03	0.11
Radon-222						
Pathway Total	2.31E+00	1.18E-03	1.79E-05	2.67E-05	2.31E+00	
Fraction of Total	9.99E-01	5.13E-04	7.76E-06	1.16E-05		
----- AREA_CODE=f MEDIA=McNairy Groundwater -----						
Analyte	Ingestion of fish	Ingestion of venison	Ingestion of rabbit	Ingestion of quail	Chemical Total	% of Total
Barium	2.83E-03	8.30E-07	1.26E-08	3.33E-08	2.83E-03	2.51
Tetraoxo-sulfate(1-)						
Zinc	1.10E-01	6.44E-05	9.75E-07	4.02E-06	1.10E-01	97.49
Pathway Total	1.13E-01	6.52E-05	9.88E-07	4.06E-06	1.13E-01	
Fraction of Total	9.99E-01	5.78E-04	8.75E-06	3.59E-05		
----- AREA_CODE=f MEDIA=RGA Groundwater -----						
Analyte	Ingestion of fish	Ingestion of venison	Ingestion of rabbit	Ingestion of quail	Chemical Total	% of Total
Aluminum		1.34E-06	2.04E-08	1.20E-09	1.37E-06	0.00
Arsenic		2.90E-05	4.39E-07	2.59E-08	2.94E-05	0.00
Barium	4.62E-03	1.35E-06	2.05E-08	5.43E-08	4.62E-03	0.07
Cadmium	1.66E+00	1.95E-05	2.95E-07	3.48E-05	1.66E+00	26.27
Chromium	1.59E+00	4.18E-04	6.33E-06	3.73E-07	1.59E+00	25.06
Copper	4.23E-02	1.11E-05	1.69E-07	5.53E-07	4.23E-02	0.67
Iron	2.47E-01	1.45E-04	2.19E-06	6.45E-06	2.47E-01	3.90
Manganese	5.84E-02	4.27E-07	6.48E-09	3.82E-08	5.84E-02	0.92
Silica						
Sulfate						
Tetraoxo-sulfate(1-)						
Vanadium	2.99E-02	4.38E-05	6.63E-07	3.91E-08	3.00E-02	0.47
Zinc	1.72E-02	1.00E-05	1.52E-07	6.28E-07	1.72E-02	0.27
1,1-Dichloroethene	2.46E-03	1.66E-09	2.51E-11		2.46E-03	0.04
1,2-Dichloroethene	6.06E-04	1.96E-10	2.97E-12		6.06E-04	0.01
Bis(2-ethylhexyl)phthalate	1.25E+00	4.65E-06	7.04E-08		1.25E+00	19.69
Carbon tetrachloride	1.93E-02	2.26E-08	3.42E-10		1.93E-02	0.31
Trichloroethene	1.41E+00	1.32E-06	2.00E-08		1.41E+00	22.26
cis-1,2-Dichloroethene	3.50E-03	2.49E-09	3.77E-11		3.50E-03	0.06
Plutonium-239						
Radon-222						
Technetium-99						
Pathway Total	6.33E+00	6.85E-04	1.04E-05	4.29E-05	6.33E+00	
Fraction of Total	1.00E+00	1.08E-04	1.64E-06	6.78E-06		

Table 5.3b Systemic toxicity for biota consumption for the child recreator (continued)

----- AREA_CODE=f MEDIA=UCRS Groundwater -----

Analyte	Ingestion of fish	Ingestion of venison	Ingestion of rabbit	Ingestion of quail	Chemical Total	% of Total
Aluminum		1.73E-05	2.62E-07	1.54E-08	1.76E-05	0.00
Barium	1.97E-03	5.78E-07	8.75E-09	2.32E-08	1.97E-03	0.21
Iron	7.77E-01	4.55E-04	6.89E-06	2.03E-05	7.77E-01	84.29
Manganese	6.28E-02	4.60E-07	6.96E-09	4.10E-08	6.28E-02	6.81
Silica						
Tetraoxo-sulfate(1-)						
Vanadium	1.81E-02	2.66E-05	4.02E-07	2.37E-08	1.82E-02	1.97
Zinc	5.94E-02	3.48E-05	5.27E-07	2.17E-06	5.94E-02	6.44
Trichloroethene	2.54E-03	2.38E-09	3.61E-11		2.54E-03	0.28
Radon-222						
Technetium-99						
Pathway Total	9.22E-01	5.35E-04	8.10E-06	2.26E-05	9.22E-01	
Fraction of Total	9.99E-01	5.80E-04	8.78E-06	2.45E-05		

----- AREA_CODE=g MEDIA=McNairy Groundwater -----

Analyte	Ingestion of fish	Ingestion of venison	Ingestion of rabbit	Ingestion of quail	Chemical Total	% of Total
Arsenic		2.79E-05	4.22E-07	2.49E-08	2.83E-05	0.00
Mercury	9.55E-01	5.59E-05	8.47E-07	1.50E-07	9.55E-01	100.0
Silica						
Tetraoxo-sulfate(1-)						
Neptunium-237						
Plutonium-239						
Radium-226						
Pathway Total	9.55E-01	8.38E-05	1.27E-06	1.75E-07	9.55E-01	
Fraction of Total	1.00E+00	8.77E-05	1.33E-06	1.83E-07		

----- AREA_CODE=g MEDIA=RGa Groundwater -----

Analyte	Ingestion of fish	Ingestion of venison	Ingestion of rabbit	Ingestion of quail	Chemical Total	% of Total
Aluminum		3.77E-06	5.71E-08	3.37E-09	3.83E-06	0.00
Arsenic		2.79E-05	4.23E-07	2.49E-08	2.84E-05	0.00
Cadmium	6.85E-01	8.02E-06	1.22E-07	1.43E-05	6.85E-01	0.00
Chromium	1.53E+00	4.03E-04	6.11E-06	3.60E-07	1.53E+00	0.00
Iron	5.68E-01	3.33E-04	5.04E-06	1.49E-05	5.69E-01	0.00
Lead	5.72E+04	4.47E-01	6.77E-03	3.99E-04	5.72E+04	99.99
Manganese	4.76E-02	3.48E-07	5.28E-09	3.11E-08	4.76E-02	0.00
Nickel	1.87E-01	5.47E-05	8.29E-07		1.87E-01	0.00
Silica						
Tetraoxo-sulfate(1-)						
Zinc	5.16E-02	3.02E-05	4.58E-07	1.89E-06	5.16E-02	0.00
Trichloroethene	1.87E-03	1.75E-09	2.65E-11		1.87E-03	0.00
Neptunium-237						
Radium-226						
Radon-222						
Technetium-99						
Thorium-230						
Pathway Total	5.72E+04	4.48E-01	6.78E-03	4.30E-04	5.72E+04	
Fraction of Total	1.00E+00	7.82E-06	1.18E-07	7.52E-09		

Table 5.3b Systemic toxicity for biota consumption for the child recreator (continued)

----- AREA_CODE=g MEDIA=UCRS Groundwater -----

Analyte	Ingestion of fish	Ingestion of venison	Ingestion of rabbit	Ingestion of quail	Chemical Total	% of Total
Aluminum		2.34E-06	3.54E-08	2.08E-09	2.37E-06	0.00
Chromium	1.71E+00	4.50E-04	6.82E-06	4.02E-07	1.71E+00	75.58
Manganese	4.79E-01	3.51E-06	5.32E-08	3.13E-07	4.79E-01	21.19
Nitrate as Nitrogen						
Silica						
Tetraoxo-sulfate(1-)						
Vanadium	4.15E-02	6.07E-05	9.20E-07	5.42E-08	4.15E-02	1.84
Zinc	3.15E-02	1.85E-05	2.80E-07	1.15E-06	3.15E-02	1.39
Neptunium-237						
Plutonium-239						
Radium-226						
Radon-222						
Technetium-99						
Pathway Total	2.26E+00	5.35E-04	8.11E-06	1.92E-06	2.26E+00	
Fraction of Total	1.00E+00	2.37E-04	3.59E-06	8.51E-07		

----- AREA_CODE=h MEDIA=McNairy Groundwater -----

Analyte	Ingestion of fish	Ingestion of venison	Ingestion of rabbit	Ingestion of quail	Chemical Total	% of Total
Fluoride						
Silica						
Tetraoxo-sulfate(1-)						
Radium-226						
Radon-222						
Thorium-230						
Pathway Total						
Fraction of Total						

----- AREA_CODE=h MEDIA=Other Groundwater -----

Analyte	Ingestion of fish	Ingestion of venison	Ingestion of rabbit	Ingestion of quail	Chemical Total	% of Total
Antimony	3.10E+00	7.26E-06	1.10E-07	6.48E-09	3.10E+00	74.51
Barium	9.14E-04	2.68E-07	4.05E-09	1.07E-08	9.14E-04	0.02
Chromium	5.27E-01	1.39E-04	2.10E-06	1.24E-07	5.27E-01	12.68
Fluoride						
Iron	8.33E-02	4.88E-05	7.39E-07	2.18E-06	8.34E-02	2.00
Manganese	2.55E-02	1.86E-07	2.82E-09	1.66E-08	2.55E-02	0.61
Mercury	2.73E-01	1.60E-05	2.43E-07	4.29E-08	2.73E-01	6.58
Nickel	8.25E-02	2.42E-05	3.66E-07		8.26E-02	1.99
Nitrate as Nitrogen						
Silica						
Tetraoxo-sulfate(1-)						
Thallium						
Vanadium	4.80E-02	7.03E-05	1.06E-06	6.27E-08	4.81E-02	1.16
Zinc	1.84E-02	1.08E-05	1.64E-07	6.75E-07	1.85E-02	0.44
Neptunium-237						
Radium-226						
Radon-222						
Thorium-230						
Pathway Total	4.16E+00	3.17E-04	4.80E-06	3.12E-06	4.16E+00	
Fraction of Total	1.00E+00	7.62E-05	1.15E-06	7.49E-07		

Table 5.3b Systemic toxicity for biota consumption for the child recreator (continued)

----- AREA_CODE=h MEDIA=RGA Groundwater -----

Analyte	Ingestion of fish	Ingestion of venison	Ingestion of rabbit	Ingestion of quail	Chemical Total	% of Total
Aluminum		5.79E-06	8.77E-08	5.17E-09	5.88E-06	0.00
Arsenic		3.10E-05	4.70E-07	2.77E-08	3.15E-05	0.00
Barium	1.51E-03	4.43E-07	6.71E-09	1.78E-08	1.51E-03	0.04
Chromium	2.65E+00	6.98E-04	1.06E-05	6.23E-07	2.65E+00	64.44
Iron	1.39E+00	8.14E-04	1.23E-05	3.63E-05	1.39E+00	33.79
Manganese	3.74E-02	2.73E-07	4.14E-09	2.44E-08	3.74E-02	0.91
Nitrate as Nitrogen						
Tetraoxo-sulfate(1-)						
Uranium	2.92E-03	5.13E-07	7.78E-09	1.53E-06	2.92E-03	0.07
Vanadium	2.75E-02	4.03E-05	6.11E-07	3.60E-08	2.76E-02	0.67
Trichloroethene	2.23E-03	2.09E-09	3.16E-11		2.23E-03	0.05
cis-1,2-Dichloroethene	1.12E-03	7.96E-10	1.21E-11		1.12E-03	0.03
Radon-222						
Technetium-99						
Pathway Total	4.11E+00	1.59E-03	2.41E-05	3.86E-05	4.11E+00	
Fraction of Total	1.00E+00	3.87E-04	5.86E-06	9.38E-06		

----- AREA_CODE=h MEDIA=UCRS Groundwater -----

Analyte	Ingestion of fish	Ingestion of venison	Ingestion of rabbit	Ingestion of quail	Chemical Total	% of Total
Aluminum		4.11E-06	6.23E-08	3.67E-09	4.18E-06	0.00
Barium	9.61E-04	2.81E-07	4.26E-09	1.13E-08	9.61E-04	0.12
Iron	2.87E-01	1.68E-04	2.54E-06	7.49E-06	2.87E-01	34.40
Manganese	3.68E-02	2.69E-07	4.08E-09	2.40E-08	3.68E-02	4.41
Nickel	4.76E-01	1.39E-04	2.11E-06		4.76E-01	57.06
Nitrate as Nitrogen						
Silica						
Tetraoxo-sulfate(1-)						
Vanadium	1.63E-02	2.39E-05	3.62E-07	2.13E-08	1.63E-02	1.96
Zinc	1.71E-02	1.00E-05	1.52E-07	6.27E-07	1.71E-02	2.05
Radon-222						
Pathway Total	8.34E-01	3.46E-04	5.24E-06	8.18E-06	8.34E-01	
Fraction of Total	1.00E+00	4.15E-04	6.28E-06	9.81E-06		

----- AREA_CODE=i MEDIA=McNairy Groundwater -----

Analyte	Ingestion of fish	Ingestion of venison	Ingestion of rabbit	Ingestion of quail	Chemical Total	% of Total
Manganese	5.91E-01	4.33E-06	6.56E-08	3.86E-07	5.91E-01	88.56
Silica						
Tetraoxo-sulfate(1-)						
Vanadium	7.62E-02	1.12E-04	1.69E-06	9.96E-08	7.64E-02	11.44
Pathway Total	6.67E-01	1.16E-04	1.76E-06	4.86E-07	6.68E-01	
Fraction of Total	1.00E+00	1.74E-04	2.63E-06	7.28E-07		

----- AREA_CODE=i MEDIA=RGA Groundwater -----

Analyte	Ingestion of fish	Ingestion of venison	Ingestion of rabbit	Ingestion of quail	Chemical Total	% of Total
Aluminum		2.80E-06	4.24E-08	2.50E-09	2.84E-06	0.00
Antimony	5.94E+00	1.39E-05	2.11E-07	1.24E-08	5.94E+00	4.19
Arsenic		3.01E-05	4.56E-07	2.69E-08	3.06E-05	0.00
Barium	1.65E-03	4.83E-07	7.31E-09	1.94E-08	1.65E-03	0.00
Beryllium	1.13E-01	6.64E-06	1.01E-07	5.93E-09	1.13E-01	0.08
Bicarbonate						

Table 5.3b Systemic toxicity for biota consumption for the child recreator (continued)

----- AREA_CODE=i MEDIA=RGA Groundwater ----- (continued)						
Analyte	Ingestion of fish	Ingestion of venison	Ingestion of rabbit	Ingestion of quail	Chemical Total	% of Total
Boron		3.93E-06	5.95E-08		3.99E-06	0.00
Cadmium	2.25E-01	2.63E-06	3.99E-08	4.70E-06	2.25E-01	0.16
Cerium						
Chromium	5.00E+00	1.32E-03	2.00E-05	1.18E-06	5.00E+00	3.53
Cobalt	4.09E-02	7.99E-08	1.21E-09	1.43E-06	4.09E-02	0.03
Copper	4.28E-02	1.13E-05	1.71E-07	5.59E-07	4.28E-02	0.03
Fluoride						
Gallium						
Iron	5.62E-01	3.29E-04	4.99E-06	1.47E-05	5.63E-01	0.40
Lithium		3.34E-05	5.06E-07		3.39E-05	0.00
Manganese	1.11E-01	8.11E-07	1.23E-08	7.24E-08	1.11E-01	0.08
Mercury	1.25E-01	7.35E-06	1.11E-07	1.97E-08	1.25E-01	0.09
Nickel	1.07E-01	3.14E-05	4.75E-07		1.07E-01	0.08
Selenium		8.41E-05	1.27E-06	6.76E-06	9.21E-05	0.00
Silica						
Silver	5.99E-03	2.10E-05	3.19E-07	1.25E-05	6.03E-03	0.00
Sulfate						
Tetraoxo-sulfate(1-)						
Thorium						
Titanium						
Uranium	1.09E-03	1.91E-07	2.90E-09	5.70E-07	1.09E-03	0.00
Vanadium	2.91E-02	4.26E-05	6.46E-07	3.81E-08	2.92E-02	0.02
Zinc	5.36E-02	3.14E-05	4.76E-07	1.96E-06	5.37E-02	0.04
Zirconium						
1,2-Dichlorobenzene	4.08E-05	6.65E-11	1.01E-12		4.08E-05	0.00
1,2-Dichloroethene	5.88E-05	1.91E-11	2.89E-13		5.88E-05	0.00
1,3,5-Trimethylbenzene	7.37E-04	1.67E-09	2.53E-11		7.37E-04	0.00
1,4-Dichlorobenzene						
4-Bromofluorobenzene						
4-Methyl-2-pentanone	1.37E-04	6.61E-11	1.00E-12		1.37E-04	0.00
Acetone	8.95E-06	1.95E-12	2.95E-14		8.95E-06	0.00
Acrylonitrile	2.60E-03	7.43E-10	1.13E-11		2.60E-03	0.00
Benzene						
Bis(2-ethylhexyl)phthalate	2.36E-01	8.82E-07	1.34E-08		2.36E-01	0.17
Bromomethane	9.80E-04	4.73E-10	7.16E-12		9.80E-04	0.00
Carbazole						
Chloroform	1.11E-03	8.36E-10	1.27E-11		1.11E-03	0.00
Chloromethane						
Chrysene						
Di-n-butyl phthalate	5.00E-02	1.86E-07	2.82E-09		5.00E-02	0.04
Dimethylbenzene	8.12E-05	1.25E-10	1.89E-12		8.12E-05	0.00
Ethanol						
Ethylbenzene	3.81E-04	5.26E-10	7.97E-12		3.81E-04	0.00
Methylene chloride	9.69E-05	4.94E-11	7.49E-13		9.69E-05	0.00
PCB-1254	1.29E+02	8.84E-04	1.34E-05	7.70E-05	1.29E+02	91.06
Polychlorinated biphenyl						
Tetrachloroethene	3.18E-03	3.33E-09	5.04E-11		3.18E-03	0.00
Trichloroethene	7.63E-03	7.14E-09	1.08E-10		7.63E-03	0.01
Vinyl chloride						
m,p-Xylene	1.48E-06	2.28E-12	3.45E-14		1.48E-06	0.00
trans-1,3-Dichloropropene						
Americium-241						
Cesium-137						
Cobalt-60						
Radium-226						
Radon-222						
Technetium-99						
Pathway Total	1.42E+02	2.86E-03	4.33E-05	1.22E-04	1.42E+02	
Fraction of Total	1.00E+00	2.02E-05	3.05E-07	8.58E-07		

Table 5.3b Systemic toxicity for biota consumption for the child recreator (continued)

----- AREA_CODE=i MEDIA=UCRS Groundwater -----

Analyte	Ingestion of fish	Ingestion of venison	Ingestion of rabbit	Ingestion of quail	Chemical Total	% of Total
Aluminum		1.27E-05	1.93E-07	1.14E-08	1.29E-05	0.00
Antimony	1.04E+00	2.43E-06	3.68E-08	2.17E-09	1.04E+00	0.00
Arsenic		7.39E-05	1.12E-06	6.59E-08	7.50E-05	0.00
Barium	4.79E-03	1.40E-06	2.12E-08	5.63E-08	4.79E-03	0.00
Cadmium	3.77E-01	4.42E-06	6.69E-08	7.89E-06	3.77E-01	0.00
Chromium	5.44E-01	1.43E-04	2.17E-06	1.28E-07	5.44E-01	0.00
Cobalt	3.64E-02	7.10E-08	1.08E-09	1.27E-06	3.64E-02	0.00
Copper	4.03E-01	1.06E-04	1.61E-06	5.27E-06	4.03E-01	0.00
Fluoride						
Iron	1.05E+00	6.16E-04	9.33E-06	2.75E-05	1.05E+00	0.00
Lead	4.91E+04	3.83E-01	5.81E-03	3.42E-04	4.91E+04	99.99
Manganese	1.08E+00	7.91E-06	1.20E-07	7.06E-07	1.08E+00	0.00
Mercury	1.15E-01	6.73E-06	1.02E-07	1.80E-08	1.15E-01	0.00
Nickel	7.63E-02	2.23E-05	3.38E-07		7.63E-02	0.00
Silica						
Silver	5.36E-03	1.88E-05	2.85E-07	1.12E-05	5.39E-03	0.00
Sulfate						
Tetraoxo-sulfate(1-)						
Thallium						
Uranium	1.07E-02	1.88E-06	2.85E-08	5.61E-06	1.07E-02	0.00
Vanadium	1.23E-01	1.81E-04	2.74E-06	1.61E-07	1.24E-01	0.00
Zinc	2.76E-01	1.61E-04	2.44E-06	1.01E-05	2.76E-01	0.00
Benzene						
Bromodichloromethane	8.38E-04	6.65E-10	1.01E-11		8.38E-04	0.00
Chloroform	1.59E-03	1.19E-09	1.81E-11		1.59E-03	0.00
Dibromochloromethane	7.90E-04	6.62E-10	1.00E-11		7.90E-04	0.00
Ethanol						
Methylene chloride	1.17E-04	5.99E-11	9.07E-13		1.17E-04	0.00
Trichloroethene	6.37E-03	5.96E-09	9.03E-11		6.37E-03	0.00
Cesium-137						
Cobalt-60						
Radium-226						
Radon-222						
Technetium-99						
Pathway Total	4.91E+04	3.85E-01	5.83E-03	4.12E-04	4.91E+04	
Fraction of Total	1.00E+00	7.83E-06	1.19E-07	8.39E-09		

----- AREA_CODE=j MEDIA=McNairy Groundwater -----

Analyte	Ingestion of fish	Ingestion of venison	Ingestion of rabbit	Ingestion of quail	Chemical Total	% of Total
Aluminum		5.11E-06	7.75E-08	4.57E-09	5.20E-06	0.00
Arsenic		9.51E-04	1.44E-05	8.49E-07	9.67E-04	0.04
Manganese	2.46E+00	1.80E-05	2.73E-07	1.61E-06	2.46E+00	93.15
Molybdenum	1.80E-01	1.05E-04	1.59E-06	9.40E-05	1.80E-01	6.81
Sulfate						
Pathway Total	2.64E+00	1.08E-03	1.64E-05	9.65E-05	2.64E+00	
Fraction of Total	1.00E+00	4.09E-04	6.19E-06	3.65E-05		

----- AREA_CODE=j MEDIA=RGA Groundwater -----

Analyte	Ingestion of fish	Ingestion of venison	Ingestion of rabbit	Ingestion of quail	Chemical Total	% of Total
Aluminum		8.52E-06	1.29E-07	7.60E-09	8.65E-06	0.00
Arsenic		4.78E-05	7.24E-07	4.27E-08	4.86E-05	0.00
Iron	8.84E-01	5.18E-04	7.84E-06	2.31E-05	8.85E-01	30.35
Manganese	1.92E+00	1.41E-05	2.13E-07	1.25E-06	1.92E+00	65.88
Molybdenum	7.07E-02	4.14E-05	6.27E-07	3.70E-05	7.08E-02	2.43

Table 5.3b Systemic toxicity for biota consumption for the child recreator (continued)

----- AREA_CODE=j MEDIA=RGa Groundwater -----
(continued)

Analyte	Ingestion of fish	Ingestion of venison	Ingestion of rabbit	Ingestion of quail	Chemical Total	% of Total
Silica						
Sulfate						
Thallium						
Vanadium	3.89E-02	5.69E-05	8.62E-07	5.08E-08	3.89E-02	1.34
Pathway Total	2.91E+00	6.86E-04	1.04E-05	6.14E-05	2.91E+00	
Fraction of Total	1.00E+00	2.35E-04	3.57E-06	2.11E-05		

----- AREA_CODE=k MEDIA=Other Groundwater -----

Analyte	Ingestion of fish	Ingestion of venison	Ingestion of rabbit	Ingestion of quail	Chemical Total	% of Total
Aluminum		2.09E-05	3.16E-07	1.86E-08	2.12E-05	0.00
Ammonia as Nitrogen						
Antimony	3.73E+00	8.74E-06	1.32E-07	7.80E-09	3.73E+00	0.00
Arsenic		3.01E-05	4.56E-07	2.69E-08	3.06E-05	0.00
Barium	1.57E-03	4.60E-07	6.97E-09	1.85E-08	1.57E-03	0.00
Beryllium	8.50E-02	4.98E-06	7.54E-08	4.44E-09	8.50E-02	0.00
Cadmium	9.13E-01	1.07E-05	1.62E-07	1.91E-05	9.13E-01	0.00
Chromium	5.14E-01	1.35E-04	2.05E-06	1.21E-07	5.14E-01	0.00
Cobalt	7.53E-02	1.47E-07	2.23E-09	2.62E-06	7.53E-02	0.00
Fluoride						
Iron	3.08E+01	1.80E-02	2.73E-04	8.06E-04	3.08E+01	0.02
Kjeldahl Nitrogen						
Lead	1.31E+05	1.02E+00	1.55E-02	9.15E-04	1.31E+05	99.96
Manganese	9.60E+00	7.02E-05	1.06E-06	6.27E-06	9.60E+00	0.01
Mercury	1.03E-01	6.02E-06	9.12E-08	1.61E-08	1.03E-01	0.00
Nickel	1.38E-01	4.05E-05	6.14E-07		1.38E-01	0.00
Nitrate as Nitrogen						
Silica						
Strontium	1.73E-02	1.35E-05	2.04E-07	1.20E-07	1.73E-02	0.00
Sulfate						
Sulfide						
Tetraoxo-sulfate(1-)						
Tin	7.43E-03	1.45E-07	2.20E-09		7.43E-03	0.00
Uranium	3.16E-03	5.55E-07	8.41E-09	1.65E-06	3.16E-03	0.00
Vanadium	5.58E-02	8.17E-05	1.24E-06	7.30E-08	5.59E-02	0.00
Zinc	9.27E-02	5.43E-05	8.22E-07	3.39E-06	9.27E-02	0.00
1,1-Dichloroethane	6.60E-04	4.44E-10	6.72E-12		6.60E-04	0.00
1,1-Dichloroethene	1.16E-02	7.82E-09	1.18E-10		1.16E-02	0.00
1,2-Dichloroethene	4.13E-03	1.34E-09	2.03E-11		4.13E-03	0.00
Acetone	5.52E-05	1.20E-11	1.82E-13		5.52E-05	0.00
Di-n-butyl phthalate	4.95E-02	1.85E-07	2.80E-09		4.95E-02	0.00
Methylene chloride	1.21E-04	6.17E-11	9.35E-13		1.21E-04	0.00
Naphthalene	3.65E-02	5.63E-08	8.52E-10		3.65E-02	0.00
Phenanthrene						
Trichloroethene	6.07E-02	5.68E-08	8.61E-10		6.07E-02	0.00
Vinyl chloride						
cis-1,2-Dichloroethene	4.45E-02	3.16E-08	4.79E-10		4.45E-02	0.00
Neptunium-237						
Radium-226						
Radon-222						
Technetium-99						
Thorium-228						
Uranium-234						
Uranium-235						
Uranium-238						
Pathway Total	1.31E+05	1.04E+00	1.58E-02	1.75E-03	1.31E+05	
Fraction of Total	1.00E+00	7.95E-06	1.20E-07	1.34E-08		

Table 5.3b Systemic toxicity for biota consumption for the child recreator (continued)

----- AREA_CODE=1 MEDIA=McNairy Groundwater -----

Analyte	Ingestion of fish	Ingestion of venison	Ingestion of rabbit	Ingestion of quail	Chemical Total	% of Total
Aluminum		9.62E-07	1.46E-08	8.59E-10	9.78E-07	0.00
Antimony	6.68E+00	1.56E-05	2.37E-07	1.40E-08	6.68E+00	87.61
Nitrate as Nitrogen						
Silica						
Tetraoxo-sulfate(1-)						
Thallium						
Zinc	1.17E-01	6.83E-05	1.03E-06	4.27E-06	1.17E-01	1.53
Trichloroethene	8.28E-01	7.76E-07	1.17E-08		8.28E-01	10.86
Technetium-99						
Pathway Total	7.63E+00	8.57E-05	1.30E-06	4.28E-06	7.63E+00	
Fraction of Total	1.00E+00	1.12E-05	1.70E-07	5.62E-07		

----- AREA_CODE=1 MEDIA=Other Groundwater -----

Analyte	Ingestion of fish	Ingestion of venison	Ingestion of rabbit	Ingestion of quail	Chemical Total	% of Total
Methylene chloride	1.36E-04	6.95E-11	1.05E-12		1.36E-04	100.0
Pathway Total	1.36E-04	6.95E-11	1.05E-12		1.36E-04	
Fraction of Total	1.00E+00	5.10E-07	7.72E-09			

----- AREA_CODE=1 MEDIA=RGa Groundwater -----

Analyte	Ingestion of fish	Ingestion of venison	Ingestion of rabbit	Ingestion of quail	Chemical Total	% of Total
Aluminum		4.02E-06	6.08E-08	3.59E-09	4.08E-06	0.00
Arsenic		3.63E-05	5.49E-07	3.24E-08	3.68E-05	0.00
Barium	3.82E-03	1.12E-06	1.70E-08	4.50E-08	3.82E-03	0.00
Beryllium	8.46E-02	4.95E-06	7.50E-08	4.42E-09	8.46E-02	0.00
Cadmium	5.37E-01	6.29E-06	9.53E-08	1.12E-05	5.37E-01	0.00
Chromium	1.08E+00	2.85E-04	4.31E-06	2.54E-07	1.08E+00	0.00
Cobalt	3.68E-02	7.18E-08	1.09E-09	1.28E-06	3.68E-02	0.00
Fluoride						
Iron	1.01E+00	5.89E-04	8.92E-06	2.63E-05	1.01E+00	0.00
Lead	4.24E+04	3.31E-01	5.01E-03	2.95E-04	4.24E+04	99.91
Manganese	3.23E-01	2.36E-06	3.58E-08	2.11E-07	3.23E-01	0.00
Mercury	2.85E-01	1.67E-05	2.53E-07	4.48E-08	2.85E-01	0.00
Molybdenum	1.65E-02	9.67E-06	1.46E-07	8.63E-06	1.65E-02	0.00
Nitrate as Nitrogen						
Selenium		1.26E-04	1.91E-06	1.02E-05	1.38E-04	0.00
Silica						
Sulfate						
Tetraoxo-sulfate(1-)						
Thallium						
Tin	3.29E-01	6.43E-06	9.74E-08		3.29E-01	0.00
Uranium	4.46E-03	7.83E-07	1.19E-08	2.33E-06	4.46E-03	0.00
Vanadium	1.82E-02	2.66E-05	4.03E-07	2.38E-08	1.82E-02	0.00
Zinc	2.61E-02	1.53E-05	2.32E-07	9.56E-07	2.61E-02	0.00
1,1,2-Trichloroethane	2.78E-03	2.09E-09	3.16E-11		2.78E-03	0.00
1,1-Dichloroethene	2.83E-02	1.90E-08	2.88E-10		2.83E-02	0.00
1,2-Dichloroethane						
Acetone	1.80E-05	3.92E-12	5.94E-14		1.80E-05	0.00
Bis(2-ethylhexyl)phthalate	8.90E-02	3.32E-07	5.03E-09		8.90E-02	0.00
Butyl benzyl phthalate	4.45E-03	1.66E-08	2.51E-10		4.45E-03	0.00
Carbon tetrachloride	5.16E+00	6.03E-06	9.13E-08		5.16E+00	0.01
Chlorobenzene	2.26E-03	2.64E-09	3.99E-11		2.26E-03	0.00
Chloroform	7.79E-03	5.85E-09	8.86E-11		7.79E-03	0.00
Di-n-butyl phthalate	1.18E-01	4.38E-07	6.64E-09		1.18E-01	0.00
Dimethylbenzene	2.05E-02	3.16E-08	4.78E-10		2.05E-02	0.00

Table 5.3b Systemic toxicity for biota consumption for the child recreator (continued)

----- AREA_CODE=1 MEDIA=RGA Groundwater -----						
(continued)						
Analyte	Ingestion of fish	Ingestion of venison	Ingestion of rabbit	Ingestion of quail	Chemical Total	% of Total
Ethane						
Ethylbenzene	1.62E-01	2.24E-07	3.39E-09		1.62E-01	0.00
Ethylene						
Methylene chloride	3.40E-04	1.74E-10	2.63E-12		3.40E-04	0.00
Tetrachloroethene	5.09E-01	5.32E-07	8.06E-09		5.09E-01	0.00
Trichloroethene	2.60E+01	2.44E-05	3.69E-07		2.60E+01	0.06
Vinyl chloride						
cis-1,2-Dichloroethene	1.06E+00	7.56E-07	1.14E-08		1.06E+00	0.00
trans-1,2-Dichloroethene	2.34E-02	7.57E-09	1.15E-10		2.34E-02	0.00
Americium-241						
Cesium-137						
Cobalt-60						
Neptunium-237						
Plutonium-239						
Radium-226						
Radon-222						
Technetium-99						
Thorium-230						
Uranium-234						
Uranium-235						
Uranium-235/236						
Uranium-238						
Pathway Total	4.24E+04	3.32E-01	5.03E-03	3.57E-04	4.24E+04	
Fraction of Total	1.00E+00	7.83E-06	1.19E-07	8.41E-09		

----- AREA_CODE=1 MEDIA=UCRS Groundwater -----						
Analyte	Ingestion of fish	Ingestion of venison	Ingestion of rabbit	Ingestion of quail	Chemical Total	% of Total
Aluminum		6.61E-06	1.00E-07	5.90E-09	6.71E-06	0.00
Ammonia as Nitrogen						
Antimony	1.99E+00	4.66E-06	7.06E-08	4.16E-09	1.99E+00	0.00
Arsenic		1.59E-04	2.40E-06	1.42E-07	1.61E-04	0.00
Barium	4.81E-03	1.41E-06	2.13E-08	5.65E-08	4.81E-03	0.00
Beryllium	2.43E-02	1.42E-06	2.15E-08	1.27E-09	2.43E-02	0.00
Cadmium	4.50E-01	5.27E-06	7.98E-08	9.40E-06	4.50E-01	0.00
Chromium	6.54E-01	1.72E-04	2.61E-06	1.54E-07	6.55E-01	0.00
Cobalt	3.45E-02	6.74E-08	1.02E-09	1.20E-06	3.45E-02	0.00
Fluoride						
Iron	9.06E-01	5.31E-04	8.04E-06	2.37E-05	9.07E-01	0.00
Kjeldahl Nitrogen						
Lead	3.99E+04	3.11E-01	4.71E-03	2.78E-04	3.99E+04	99.82
Manganese	4.28E-01	3.13E-06	4.74E-08	2.79E-07	4.28E-01	0.00
Mercury	2.85E-01	1.67E-05	2.53E-07	4.48E-08	2.85E-01	0.00
Molybdenum	5.71E-03	3.34E-06	5.06E-08	2.98E-06	5.71E-03	0.00
Nickel	1.92E-01	5.63E-05	8.52E-07		1.92E-01	0.00
Nitrate as Nitrogen						
Nitrate/Nitrite						
Orthophosphate						
Selenium		8.70E-05	1.32E-06	6.99E-06	9.53E-05	0.00
Silica						
Strontium	3.67E-02	2.87E-05	4.35E-07	2.56E-07	3.68E-02	0.00
Sulfate						
Sulfide						
Tetraoxo-sulfate(1-)						
Thallium						
Tin	3.71E-02	7.24E-07	1.10E-08		3.71E-02	0.00
Uranium	1.12E-02	1.96E-06	2.97E-08	5.83E-06	1.12E-02	0.00
Vanadium	3.16E-02	4.63E-05	7.01E-07	4.13E-08	3.16E-02	0.00

Table 5.3b Systemic toxicity for biota consumption for the child recreator (continued)

----- AREA_CODE=1 MEDIA=UCRS Groundwater -----						
(continued)						
Analyte	Ingestion of fish	Ingestion of venison	Ingestion of rabbit	Ingestion of quail	Chemical Total	% of Total
Zinc	1.72E-02	1.01E-05	1.53E-07	6.30E-07	1.72E-02	0.00
1,1-Dichloroethene	8.71E-02	5.86E-08	8.87E-10		8.71E-02	0.00
1,2-Dichloroethane						
1,2-Dichloroethene	1.63E-04	5.29E-11	8.02E-13		1.63E-04	0.00
2,4-Dimethylphenol	2.07E-03	1.83E-09	2.78E-11		2.07E-03	0.00
Benzene						
Bis(2-ethylhexyl)phthalate	4.45E-02	1.66E-07	2.51E-09		4.45E-02	0.00
Chloroethane	3.99E-03	2.15E-09	3.26E-11		3.99E-03	0.00
Chloroform	9.46E-03	7.10E-09	1.08E-10		9.46E-03	0.00
Di-n-butyl phthalate	8.72E-03	3.25E-08	4.93E-10		8.72E-03	0.00
Dimethylbenzene	2.30E-02	3.55E-08	5.37E-10		2.30E-02	0.00
Ethane						
Ethylbenzene	1.83E-01	2.53E-07	3.83E-09		1.83E-01	0.00
Ethylene						
Fluorene	3.66E-02	1.04E-07	1.57E-09		3.66E-02	0.00
Isophorone	8.29E-05	5.27E-11	7.99E-13		8.29E-05	0.00
Methylene chloride	2.78E-04	1.42E-10	2.15E-12		2.78E-04	0.00
Naphthalene	3.82E-02	5.88E-08	8.91E-10		3.82E-02	0.00
Phenanthrene						
Trichloroethene	6.23E+01	5.84E-05	8.84E-07		6.23E+01	0.16
Vinyl chloride						
cis-1,2-Dichloroethene	2.29E+00	1.63E-06	2.46E-08		2.29E+00	0.01
trans-1,2-Dichloroethene	9.73E-03	3.15E-09	4.78E-11		9.73E-03	0.00
Americium-241						
Cobalt-60						
Neptunium-237						
Plutonium-239						
Radium-226						
Radon-222						
Technetium-99						
Thorium-228						
Uranium-234						
Uranium-235						
Uranium-235/236						
Uranium-238						
Pathway Total	3.99E+04	3.12E-01	4.73E-03	3.30E-04	3.99E+04	
Fraction of Total	1.00E+00	7.82E-06	1.19E-07	8.25E-09		

----- AREA_CODE=m MEDIA=McNairy Groundwater -----						
Analyte	Ingestion of fish	Ingestion of venison	Ingestion of rabbit	Ingestion of quail	Chemical Total	% of Total
Aluminum		1.65E-06	2.49E-08	1.47E-09	1.67E-06	0.00
Arsenic		6.28E-05	9.52E-07	5.61E-08	6.38E-05	0.00
Barium	3.24E-03	9.49E-07	1.44E-08	3.81E-08	3.24E-03	0.03
Beryllium	9.71E-02	5.69E-06	8.62E-08	5.08E-09	9.71E-02	1.03
Cadmium	1.06E+00	1.24E-05	1.87E-07	2.21E-05	1.06E+00	11.22
Chromium	1.57E+00	4.14E-04	6.27E-06	3.70E-07	1.57E+00	16.72
Cobalt	4.30E-02	8.39E-08	1.27E-09	1.50E-06	4.30E-02	0.46
Fluoride						
Iron	5.73E+00	3.35E-03	5.08E-05	1.50E-04	5.73E+00	60.95
Manganese	3.91E-01	2.86E-06	4.34E-08	2.56E-07	3.91E-01	4.16
Mercury	3.26E-01	1.91E-05	2.90E-07	5.12E-08	3.26E-01	3.47
Molybdenum	2.06E-02	1.21E-05	1.83E-07	1.08E-05	2.06E-02	0.22
Nickel	5.99E-02	1.75E-05	2.66E-07		5.99E-02	0.64
Silica						
Sulfate						
Tetraoxo-sulfate(1-)						
Uranium	1.85E-03	3.26E-07	4.94E-09	9.70E-07	1.86E-03	0.02

Table 5.3b Systemic toxicity for biota consumption for the child recreator (continued)

----- AREA_CODE=m MEDIA=McNairy Groundwater -----
(continued)

Analyte	Ingestion of fish	Ingestion of venison	Ingestion of rabbit	Ingestion of quail	Chemical Total	% of Total
Vanadium	6.10E-02	8.92E-05	1.35E-06	7.97E-08	6.11E-02	0.65
Zinc	3.75E-02	2.19E-05	3.32E-07	1.37E-06	3.75E-02	0.40
Trichloroethene	2.83E-03	2.65E-09	4.01E-11		2.83E-03	0.03
Neptunium-237						
Plutonium-239						
Radium-226						
Radon-222						
Technetium-99						
Thorium-230						
Pathway Total	9.40E+00	4.02E-03	6.08E-05	1.87E-04	9.40E+00	
Fraction of Total	1.00E+00	4.27E-04	6.47E-06	1.99E-05		

----- AREA_CODE=m MEDIA=Other Groundwater -----

Analyte	Ingestion of fish	Ingestion of venison	Ingestion of rabbit	Ingestion of quail	Chemical Total	% of Total
Aluminum		8.75E-06	1.33E-07	7.81E-09	8.89E-06	0.00
Ammonia as Nitrogen						
Antimony	2.55E+00	5.98E-06	9.05E-08	5.34E-09	2.55E+00	0.00
Arsenic		2.95E-05	4.47E-07	2.63E-08	3.00E-05	0.00
Barium	1.65E-03	4.84E-07	7.33E-09	1.94E-08	1.65E-03	0.00
Beryllium	3.90E-02	2.28E-06	3.46E-08	2.04E-09	3.90E-02	0.00
Cadmium	9.13E-01	1.07E-05	1.62E-07	1.91E-05	9.13E-01	0.00
Chromium	5.07E-01	1.34E-04	2.02E-06	1.19E-07	5.07E-01	0.00
Cobalt	9.09E-02	1.77E-07	2.69E-09	3.17E-06	9.09E-02	0.00
Fluoride						
Iron	8.83E+00	5.17E-03	7.83E-05	2.31E-04	8.84E+00	0.01
Kjeldahl Nitrogen						
Lead	1.05E+05	8.19E-01	1.24E-02	7.31E-04	1.05E+05	99.98
Manganese	3.25E+00	2.38E-05	3.60E-07	2.12E-06	3.25E+00	0.00
Mercury	1.72E-01	1.01E-05	1.53E-07	2.70E-08	1.72E-01	0.00
Nickel	9.03E-02	2.64E-05	4.00E-07		9.03E-02	0.00
Nitrate as Nitrogen						
Silica						
Strontium	1.73E-02	1.35E-05	2.04E-07	1.20E-07	1.73E-02	0.00
Sulfate						
Sulfide						
Tetraoxo-sulfate(1-)						
Thallium						
Tin	7.43E-03	1.45E-07	2.20E-09		7.43E-03	0.00
Uranium	2.62E-03	4.60E-07	6.97E-09	1.37E-06	2.62E-03	0.00
Vanadium	4.45E-02	6.51E-05	9.86E-07	5.81E-08	4.45E-02	0.00
Zinc	4.35E-02	2.55E-05	3.86E-07	1.59E-06	4.35E-02	0.00
1,1-Dichloroethane	6.52E-04	4.38E-10	6.64E-12		6.52E-04	0.00
1,1-Dichloroethene	1.15E-02	7.72E-09	1.17E-10		1.15E-02	0.00
1,2-Dichloroethene	4.13E-03	1.34E-09	2.03E-11		4.13E-03	0.00
Acetone	5.52E-05	1.20E-11	1.82E-13		5.52E-05	0.00
Di-n-butyl phthalate	4.95E-02	1.85E-07	2.80E-09		4.95E-02	0.00
Methylene chloride	1.21E-04	6.17E-11	9.35E-13		1.21E-04	0.00
Naphthalene	3.65E-02	5.63E-08	8.52E-10		3.65E-02	0.00
Phenanthrene						
Trichloroethene	4.53E-02	4.24E-08	6.42E-10		4.53E-02	0.00
Vinyl chloride						
cis-1,2-Dichloroethene	4.21E-02	2.99E-08	4.53E-10		4.21E-02	0.00
Neptunium-237						
Radium-226						
Radon-222						
Technetium-99						
Thorium-228						

Table 5.3b Systemic toxicity for biota consumption for the child recreator (continued)

----- AREA_CODE=m MEDIA=Other Groundwater -----
(continued)

Analyte	Ingestion of fish	Ingestion of venison	Ingestion of rabbit	Ingestion of quail	Chemical Total	% of Total
Thorium-230						
Uranium-234						
Uranium-235						
Uranium-238						
Pathway Total	1.05E+05	8.25E-01	1.25E-02	9.90E-04	1.05E+05	
Fraction of Total	1.00E+00	7.86E-06	1.19E-07	9.43E-09		

----- AREA_CODE=m MEDIA=RGa Groundwater -----

Analyte	Ingestion of fish	Ingestion of venison	Ingestion of rabbit	Ingestion of quail	Chemical Total	% of Total
Aluminum		1.96E-06	2.97E-08	1.75E-09	1.99E-06	0.00
Antimony	5.63E+00	1.32E-05	2.00E-07	1.18E-08	5.63E+00	0.01
Arsenic		2.93E-05	4.44E-07	2.62E-08	2.98E-05	0.00
Barium	1.60E-03	4.68E-07	7.09E-09	1.88E-08	1.60E-03	0.00
Beryllium	1.02E-01	5.98E-06	9.06E-08	5.34E-09	1.02E-01	0.00
Bicarbonate						
Boron		3.93E-06	5.95E-08		3.99E-06	0.00
Cadmium	5.71E-01	6.68E-06	1.01E-07	1.19E-05	5.71E-01	0.00
Cerium						
Chromium	3.43E+00	9.04E-04	1.37E-05	8.07E-07	3.43E+00	0.01
Cobalt	4.05E-02	7.90E-08	1.20E-09	1.41E-06	4.05E-02	0.00
Copper	4.18E-02	1.10E-05	1.67E-07	5.47E-07	4.18E-02	0.00
Fluoride						
Gallium						
Iron	4.72E-01	2.76E-04	4.18E-06	1.23E-05	4.72E-01	0.00
Lead	4.36E+04	3.40E-01	5.16E-03	3.04E-04	4.36E+04	99.68
Lithium		3.34E-05	5.06E-07		3.39E-05	0.00
Manganese	8.62E-02	6.31E-07	9.56E-09	5.63E-08	8.62E-02	0.00
Mercury	1.18E-01	6.91E-06	1.05E-07	1.85E-08	1.18E-01	0.00
Molybdenum	1.64E-02	9.58E-06	1.45E-07	8.55E-06	1.64E-02	0.00
Nickel	9.30E-02	2.72E-05	4.12E-07		9.30E-02	0.00
Nitrate as Nitrogen						
Selenium		8.49E-05	1.29E-06	6.82E-06	9.30E-05	0.00
Silica						
Silver	6.52E-03	2.29E-05	3.47E-07	1.36E-05	6.56E-03	0.00
Sulfate						
Tetraoxo-sulfate(1-)						
Thallium						
Thorium						
Titanium						
Uranium	1.09E-03	1.92E-07	2.91E-09	5.72E-07	1.09E-03	0.00
Vanadium	2.58E-02	3.77E-05	5.71E-07	3.37E-08	2.58E-02	0.00
Zinc	5.36E-02	3.14E-05	4.76E-07	1.96E-06	5.36E-02	0.00
Zirconium						
1,1-Dichloroethene	8.71E-03	5.86E-09	8.87E-11		8.71E-03	0.00
1,2-Dichlorobenzene	4.08E-05	6.65E-11	1.01E-12		4.08E-05	0.00
1,2-Dichloroethene	8.43E-05	2.73E-11	4.14E-13		8.43E-05	0.00
1,3,5-Trimethylbenzene	7.37E-04	1.67E-09	2.53E-11		7.37E-04	0.00
1,4-Dichlorobenzene						
2-Butanone	5.18E-06	1.49E-12	2.26E-14		5.18E-06	0.00
4-Bromofluorobenzene						
4-Methyl-2-pentanone	1.55E-04	7.47E-11	1.13E-12		1.55E-04	0.00
Acetone	1.24E-05	2.70E-12	4.09E-14		1.24E-05	0.00
Acrylonitrile	2.60E-03	7.43E-10	1.13E-11		2.60E-03	0.00
Benzene						
Bis(2-ethylhexyl)phthalate	2.66E-01	9.92E-07	1.50E-08		2.66E-01	0.00
Bromomethane	9.80E-04	4.73E-10	7.16E-12		9.80E-04	0.00
Carbazole						

Table 5.3b Systemic toxicity for biota consumption for the child recreator (continued)

----- AREA_CODE=m MEDIA=RGA Groundwater -----						
(continued)						
Analyte	Ingestion of fish	Ingestion of venison	Ingestion of rabbit	Ingestion of quail	Chemical Total	% of Total
Carbon tetrachloride	1.93E-02	2.26E-08	3.42E-10		1.93E-02	0.00
Chloroform	1.11E-03	8.36E-10	1.27E-11		1.11E-03	0.00
Chloromethane						
Chrysene						
Di-n-butyl phthalate	5.30E-02	1.97E-07	2.99E-09		5.30E-02	0.00
Dimethylbenzene	1.62E-04	2.50E-10	3.79E-12		1.62E-04	0.00
Ethanol						
Ethylbenzene	3.81E-04	5.26E-10	7.97E-12		3.81E-04	0.00
Methylene chloride	9.82E-05	5.01E-11	7.58E-13		9.82E-05	0.00
PCB-1254	1.29E+02	8.84E-04	1.34E-05	7.70E-05	1.29E+02	0.30
Polychlorinated biphenyl						
Tetrachloroethene	3.18E-03	3.33E-09	5.04E-11		3.18E-03	0.00
Trichloroethene	1.09E+00	1.02E-06	1.55E-08		1.09E+00	0.00
Vinyl chloride						
cis-1,2-Dichloroethene	1.03E-02	7.30E-09	1.11E-10		1.03E-02	0.00
m,p-Xylene	1.48E-06	2.28E-12	3.45E-14		1.48E-06	0.00
trans-1,2-Dichloroethene	9.73E-05	3.15E-11	4.78E-13		9.73E-05	0.00
trans-1,3-Dichloropropene						
Americium-241						
Cesium-137						
Cobalt-60						
Neptunium-237						
Plutonium-239						
Radium-226						
Radon-222						
Technetium-99						
Thorium-230						
Pathway Total	4.37E+04	3.43E-01	5.19E-03	4.40E-04	4.37E+04	
Fraction of Total	1.00E+00	7.84E-06	1.19E-07	1.01E-08		

----- AREA_CODE=m MEDIA=UCRS Groundwater -----						
Analyte	Ingestion of fish	Ingestion of venison	Ingestion of rabbit	Ingestion of quail	Chemical Total	% of Total
Aluminum		8.43E-06	1.28E-07	7.52E-09	8.56E-06	0.00
Antimony	4.10E+00	9.61E-06	1.46E-07	8.58E-09	4.10E+00	0.01
Arsenic		4.46E-05	6.76E-07	3.98E-08	4.53E-05	0.00
Barium	4.59E-03	1.34E-06	2.04E-08	5.40E-08	4.59E-03	0.00
Cadmium	5.76E-01	6.74E-06	1.02E-07	1.20E-05	5.76E-01	0.00
Chromium	5.62E-01	1.48E-04	2.24E-06	1.32E-07	5.62E-01	0.00
Cobalt	3.76E-02	7.35E-08	1.11E-09	1.31E-06	3.76E-02	0.00
Copper	1.87E-01	4.92E-05	7.46E-07	2.44E-06	1.87E-01	0.00
Fluoride						
Iron	7.87E-01	4.61E-04	6.98E-06	2.06E-05	7.88E-01	0.00
Lead	4.40E+04	3.44E-01	5.21E-03	3.07E-04	4.40E+04	99.98
Manganese	1.67E-01	1.22E-06	1.85E-08	1.09E-07	1.67E-01	0.00
Mercury	1.09E-01	6.40E-06	9.70E-08	1.72E-08	1.09E-01	0.00
Nickel	8.84E-02	2.59E-05	3.92E-07		8.84E-02	0.00
Nitrate as Nitrogen						
Silica						
Silver	5.88E-03	2.07E-05	3.13E-07	1.23E-05	5.92E-03	0.00
Sulfate						
Tetraoxo-sulfate(1-)						
Thallium						
Uranium	6.04E-02	1.06E-05	1.61E-07	3.16E-05	6.05E-02	0.00
Vanadium	9.25E-02	1.35E-04	2.05E-06	1.21E-07	9.27E-02	0.00
Zinc	1.54E-01	9.02E-05	1.37E-06	5.63E-06	1.54E-01	0.00
Benzene						
Bromodichloromethane	2.98E-03	2.37E-09	3.59E-11		2.98E-03	0.00

Table 5.3b Systemic toxicity for biota consumption for the child recreator (continued)

----- AREA_CODE=m MEDIA=UCRS Groundwater -----
(continued)

Analyte	Ingestion of fish	Ingestion of venison	Ingestion of rabbit	Ingestion of quail	Chemical Total	% of Total
Chloroform	5.97E-03	4.48E-09	6.79E-11		5.97E-03	0.00
Dibromochloromethane	7.90E-04	6.62E-10	1.00E-11		7.90E-04	0.00
Ethanol						
Methylene chloride	1.16E-04	5.90E-11	8.94E-13		1.16E-04	0.00
Trichloroethene	7.01E-03	6.57E-09	9.95E-11		7.01E-03	0.00
Cesium-137						
Cobalt-60						
Neptunium-237						
Plutonium-239						
Radium-226						
Radon-222						
Technetium-99						
Pathway Total	4.41E+04	3.45E-01	5.22E-03	3.93E-04	4.41E+04	
Fraction of Total	1.00E+00	7.83E-06	1.19E-07	8.93E-09		

----- AREA_CODE=n MEDIA=McNairy Groundwater -----

Analyte	Ingestion of fish	Ingestion of venison	Ingestion of rabbit	Ingestion of quail	Chemical Total	% of Total
Aluminum		3.87E-06	5.86E-08	3.45E-09	3.93E-06	0.00
Antimony	5.83E+00	1.37E-05	2.07E-07	1.22E-08	5.83E+00	56.00
Arsenic		5.21E-05	7.89E-07	4.65E-08	5.29E-05	0.00
Barium	3.07E-03	8.99E-07	1.36E-08	3.61E-08	3.07E-03	0.03
Beryllium	9.79E-02	5.73E-06	8.68E-08	5.12E-09	9.79E-02	0.94
Cadmium	1.09E+00	1.27E-05	1.93E-07	2.28E-05	1.09E+00	10.45
Chromium	6.06E-01	1.60E-04	2.42E-06	1.43E-07	6.06E-01	5.82
Cobalt	4.25E-02	8.30E-08	1.26E-09	1.48E-06	4.25E-02	0.41
Fluoride						
Iron	1.70E+00	9.96E-04	1.51E-05	4.45E-05	1.70E+00	16.34
Manganese	3.10E-01	2.27E-06	3.44E-08	2.03E-07	3.10E-01	2.98
Mercury	2.29E-01	1.34E-05	2.03E-07	3.59E-08	2.29E-01	2.20
Molybdenum	1.99E-02	1.16E-05	1.76E-07	1.04E-05	1.99E-02	0.19
Nickel	6.03E-02	1.77E-05	2.68E-07		6.04E-02	0.58
Nitrate as Nitrogen						
Silica						
Sulfate						
Tetraoxo-sulfate(1-)						
Thallium						
Uranium	1.60E-03	2.81E-07	4.26E-09	8.36E-07	1.60E-03	0.02
Vanadium	4.83E-02	7.07E-05	1.07E-06	6.31E-08	4.84E-02	0.46
Zinc	6.04E-02	3.54E-05	5.36E-07	2.21E-06	6.04E-02	0.58
Trichloroethene	3.11E-01	2.92E-07	4.42E-09		3.11E-01	2.99
Neptunium-237						
Plutonium-239						
Radium-226						
Radon-222						
Technetium-99						
Thorium-230						
Pathway Total	1.04E+01	1.40E-03	2.12E-05	8.27E-05	1.04E+01	
Fraction of Total	1.00E+00	1.34E-04	2.03E-06	7.94E-06		

----- AREA_CODE=n MEDIA=Other Groundwater -----

Analyte	Ingestion of fish	Ingestion of venison	Ingestion of rabbit	Ingestion of quail	Chemical Total	% of Total
Aluminum		8.75E-06	1.33E-07	7.81E-09	8.89E-06	0.00
Ammonia as Nitrogen						

Table 5.3b Systemic toxicity for biota consumption for the child recreator (continued)

----- AREA_CODE=n MEDIA=Other Groundwater -----						
(continued)						
Analyte	Ingestion of fish	Ingestion of venison	Ingestion of rabbit	Ingestion of quail	Chemical Total	% of Total
Antimony	2.55E+00	5.98E-06	9.05E-08	5.34E-09	2.55E+00	0.00
Arsenic		2.95E-05	4.47E-07	2.63E-08	3.00E-05	0.00
Barium	1.65E-03	4.84E-07	7.33E-09	1.94E-08	1.65E-03	0.00
Beryllium	3.90E-02	2.28E-06	3.46E-08	2.04E-09	3.90E-02	0.00
Cadmium	9.13E-01	1.07E-05	1.62E-07	1.91E-05	9.13E-01	0.00
Chromium	5.07E-01	1.34E-04	2.02E-06	1.19E-07	5.07E-01	0.00
Cobalt	9.09E-02	1.77E-07	2.69E-09	3.17E-06	9.09E-02	0.00
Fluoride						
Iron	8.83E+00	5.17E-03	7.83E-05	2.31E-04	8.84E+00	0.01
Kjeldahl Nitrogen						
Lead	1.05E+05	8.19E-01	1.24E-02	7.31E-04	1.05E+05	99.98
Manganese	3.25E+00	2.38E-05	3.60E-07	2.12E-06	3.25E+00	0.00
Mercury	1.72E-01	1.01E-05	1.53E-07	2.70E-08	1.72E-01	0.00
Nickel	9.03E-02	2.64E-05	4.00E-07		9.03E-02	0.00
Nitrate as Nitrogen						
Silica						
Strontium	1.73E-02	1.35E-05	2.04E-07	1.20E-07	1.73E-02	0.00
Sulfate						
Sulfide						
Tetraoxo-sulfate(1-)						
Thallium						
Tin	7.43E-03	1.45E-07	2.20E-09		7.43E-03	0.00
Uranium	2.62E-03	4.60E-07	6.97E-09	1.37E-06	2.62E-03	0.00
Vanadium	4.45E-02	6.51E-05	9.86E-07	5.81E-08	4.45E-02	0.00
Zinc	4.35E-02	2.55E-05	3.86E-07	1.59E-06	4.35E-02	0.00
1,1-Dichloroethane	6.44E-04	4.33E-10	6.56E-12		6.44E-04	0.00
1,1-Dichloroethene	1.13E-02	7.63E-09	1.16E-10		1.13E-02	0.00
1,2-Dichloroethene	3.49E-03	1.13E-09	1.72E-11		3.49E-03	0.00
Acetone	5.52E-05	1.20E-11	1.82E-13		5.52E-05	0.00
Di-n-butyl phthalate	4.95E-02	1.85E-07	2.80E-09		4.95E-02	0.00
Methylene chloride	1.16E-04	5.90E-11	8.94E-13		1.16E-04	0.00
Naphthalene	3.65E-02	5.63E-08	8.52E-10		3.65E-02	0.00
Phenanthrene						
Trichloroethene	4.49E-02	4.21E-08	6.38E-10		4.49E-02	0.00
Vinyl chloride						
cis-1,2-Dichloroethene	4.21E-02	2.99E-08	4.53E-10		4.21E-02	0.00
Neptunium-237						
Radium-226						
Radon-222						
Technetium-99						
Thorium-228						
Thorium-230						
Uranium-234						
Uranium-235						
Uranium-238						
Pathway Total	1.05E+05	8.25E-01	1.25E-02	9.90E-04	1.05E+05	
Fraction of Total	1.00E+00	7.86E-06	1.19E-07	9.43E-09		

----- AREA_CODE=n MEDIA=RGA Groundwater -----						
Analyte	Ingestion of fish	Ingestion of venison	Ingestion of rabbit	Ingestion of quail	Chemical Total	% of Total
Aluminum		2.62E-06	3.97E-08	2.34E-09	2.66E-06	0.00
Antimony	5.48E+00	1.28E-05	1.94E-07	1.15E-08	5.48E+00	0.01
Arsenic		3.20E-05	4.84E-07	2.85E-08	3.25E-05	0.00
Barium	1.61E-03	4.71E-07	7.13E-09	1.89E-08	1.61E-03	0.00
Beryllium	9.63E-02	5.64E-06	8.54E-08	5.03E-09	9.63E-02	0.00
Bicarbonate						
Boron		3.93E-06	5.95E-08		3.99E-06	0.00

Table 5.3b Systemic toxicity for biota consumption for the child recreator (continued)

----- AREA_CODE=n MEDIA=RGA Groundwater -----						
(continued)						
Analyte	Ingestion of fish	Ingestion of venison	Ingestion of rabbit	Ingestion of quail	Chemical Total	% of Total
Cadmium	5.43E-01	6.35E-06	9.62E-08	1.13E-05	5.43E-01	0.00
Cerium						
Chromium	2.34E+00	6.16E-04	9.33E-06	5.50E-07	2.34E+00	0.01
Cobalt	3.92E-02	7.65E-08	1.16E-09	1.37E-06	3.92E-02	0.00
Copper	3.66E-02	9.64E-06	1.46E-07	4.78E-07	3.66E-02	0.00
Fluoride						
Gallium						
Iron	6.05E-01	3.54E-04	5.36E-06	1.58E-05	6.05E-01	0.00
Lead	4.22E+04	3.30E-01	5.00E-03	2.94E-04	4.22E+04	99.61
Lithium		3.34E-05	5.06E-07		3.39E-05	0.00
Manganese	1.77E-01	1.29E-06	1.96E-08	1.16E-07	1.77E-01	0.00
Mercury	2.67E-01	1.56E-05	2.37E-07	4.18E-08	2.67E-01	0.00
Molybdenum	1.63E-02	9.52E-06	1.44E-07	8.50E-06	1.63E-02	0.00
Nickel	9.05E-02	2.65E-05	4.02E-07		9.06E-02	0.00
Nitrate as Nitrogen						
Selenium		1.03E-04	1.56E-06	8.28E-06	1.13E-04	0.00
Silica						
Silver	6.63E-03	2.33E-05	3.53E-07	1.39E-05	6.67E-03	0.00
Sulfate						
Tetraoxo-sulfate(1-)						
Thallium						
Thorium						
Tin	5.70E-02	1.11E-06	1.69E-08		5.70E-02	0.00
Titanium						
Uranium	2.51E-03	4.42E-07	6.69E-09	1.31E-06	2.52E-03	0.00
Vanadium	2.38E-02	3.48E-05	5.27E-07	3.11E-08	2.38E-02	0.00
Zinc	4.59E-02	2.69E-05	4.07E-07	1.68E-06	4.60E-02	0.00
Zirconium						
1,1,2-Trichloroethane	2.78E-03	2.09E-09	3.16E-11		2.78E-03	0.00
1,1-Dichloroethene	2.83E-02	1.90E-08	2.88E-10		2.83E-02	0.00
1,2-Dichlorobenzene	4.08E-05	6.65E-11	1.01E-12		4.08E-05	0.00
1,2-Dichloroethane						
1,2-Dichloroethene	7.77E-05	2.52E-11	3.82E-13		7.77E-05	0.00
1,3,5-Trimethylbenzene	7.37E-04	1.67E-09	2.53E-11		7.37E-04	0.00
1,4-Dichlorobenzene						
2-Butanone	4.23E-05	1.22E-11	1.85E-13		4.23E-05	0.00
4-Bromofluorobenzene						
4-Methyl-2-pentanone	2.92E-04	1.41E-10	2.13E-12		2.92E-04	0.00
Acetone	1.03E-04	2.25E-11	3.41E-13		1.03E-04	0.00
Acrylonitrile	2.60E-03	7.43E-10	1.13E-11		2.60E-03	0.00
Benzene						
Bis(2-ethylhexyl)phthalate	2.41E-01	8.99E-07	1.36E-08		2.41E-01	0.00
Bromomethane	9.80E-04	4.73E-10	7.16E-12		9.80E-04	0.00
Butyl benzyl phthalate	4.45E-03	1.66E-08	2.51E-10		4.45E-03	0.00
Carbazole						
Carbon tetrachloride	5.16E+00	6.03E-06	9.13E-08		5.16E+00	0.01
Chlorobenzene	2.26E-03	2.64E-09	3.99E-11		2.26E-03	0.00
Chloroform	7.79E-03	5.85E-09	8.86E-11		7.79E-03	0.00
Chloromethane						
Chrysene						
Di-n-butyl phthalate	8.74E-02	3.26E-07	4.94E-09		8.74E-02	0.00
Dimethylbenzene	8.80E-03	1.35E-08	2.05E-10		8.80E-03	0.00
Ethane						
Ethanol						
Ethylbenzene	7.07E-02	9.74E-08	1.48E-09		7.07E-02	0.00
Ethylene						
Methylene chloride	1.20E-03	6.10E-10	9.24E-12		1.20E-03	0.00
PCB-1254	1.36E+02	9.33E-04	1.41E-05	8.13E-05	1.36E+02	0.32
Polychlorinated biphenyl						
Tetrachloroethene	5.09E-01	5.32E-07	8.06E-09		5.09E-01	0.00
Trichloroethene	1.25E+01	1.17E-05	1.78E-07		1.25E+01	0.03

Table 5.3b Systemic toxicity for biota consumption for the child recreator (continued)

----- AREA_CODE=n MEDIA=RGA Groundwater -----
(continued)

Analyte	Ingestion of fish	Ingestion of venison	Ingestion of rabbit	Ingestion of quail	Chemical Total	% of Total
Vinyl chloride						
cis-1,2-Dichloroethene	4.33E-01	3.08E-07	4.66E-09		4.33E-01	0.00
m,p-Xylene	2.63E-06	4.05E-12	6.13E-14		2.63E-06	0.00
trans-1,2-Dichloroethene	1.73E-02	5.61E-09	8.50E-11		1.73E-02	0.00
trans-1,3-Dichloropropene						
Americium-241						
Cesium-137						
Cobalt-60						
Neptunium-237						
Plutonium-239						
Radium-226						
Radon-222						
Technetium-99						
Thorium-230						
Uranium-234						
Uranium-235						
Uranium-235/236						
Uranium-238						
Pathway Total	4.24E+04	3.32E-01	5.03E-03	4.39E-04	4.24E+04	
Fraction of Total	1.00E+00	7.83E-06	1.19E-07	1.04E-08		

----- AREA_CODE=n MEDIA=UCRS Groundwater -----

Analyte	Ingestion of fish	Ingestion of venison	Ingestion of rabbit	Ingestion of quail	Chemical Total	% of Total
Aluminum		6.53E-06	9.89E-08	5.83E-09	6.63E-06	0.00
Ammonia as Nitrogen						
Antimony	3.55E+00	8.31E-06	1.26E-07	7.42E-09	3.55E+00	0.01
Arsenic		1.35E-04	2.05E-06	1.21E-07	1.37E-04	0.00
Barium	4.53E-03	1.33E-06	2.01E-08	5.33E-08	4.54E-03	0.00
Beryllium	2.43E-02	1.42E-06	2.15E-08	1.27E-09	2.43E-02	0.00
Cadmium	4.58E-01	5.36E-06	8.12E-08	9.58E-06	4.58E-01	0.00
Chromium	6.29E-01	1.66E-04	2.51E-06	1.48E-07	6.29E-01	0.00
Cobalt	3.50E-02	6.84E-08	1.04E-09	1.22E-06	3.50E-02	0.00
Copper	6.92E-02	1.82E-05	2.76E-07	9.04E-07	6.92E-02	0.00
Fluoride						
Iron	7.96E-01	4.66E-04	7.06E-06	2.08E-05	7.96E-01	0.00
Kjeldahl Nitrogen						
Lead	4.13E+04	3.22E-01	4.88E-03	2.88E-04	4.13E+04	99.86
Manganese	6.45E-01	4.72E-06	7.16E-08	4.22E-07	6.45E-01	0.00
Mercury	4.76E-01	2.79E-05	4.22E-07	7.46E-08	4.76E-01	0.00
Molybdenum	5.71E-03	3.34E-06	5.06E-08	2.98E-06	5.71E-03	0.00
Nickel	1.53E-01	4.49E-05	6.81E-07		1.54E-01	0.00
Nitrate as Nitrogen						
Nitrate/Nitrite						
Orthophosphate						
Selenium		8.62E-05	1.31E-06	6.93E-06	9.45E-05	0.00
Silica						
Silver	6.01E-03	2.11E-05	3.20E-07	1.26E-05	6.05E-03	0.00
Strontium	3.67E-02	2.87E-05	4.35E-07	2.56E-07	3.68E-02	0.00
Sulfate						
Sulfide						
Tetraoxo-sulfate(1-)						
Thallium						
Tin	3.71E-02	7.24E-07	1.10E-08		3.71E-02	0.00
Uranium	2.28E-02	4.01E-06	6.08E-08	1.19E-05	2.29E-02	0.00
Vanadium	3.28E-02	4.80E-05	7.27E-07	4.29E-08	3.29E-02	0.00
Zinc	5.00E-02	2.93E-05	4.43E-07	1.83E-06	5.00E-02	0.00
1,1-Dichloroethene	8.71E-02	5.86E-08	8.87E-10		8.71E-02	0.00

Table 5.3b Systemic toxicity for biota consumption for the child recreator (continued)

----- AREA_CODE=n MEDIA=UCRS Groundwater -----						
(continued)						
Analyte	Ingestion of fish	Ingestion of venison	Ingestion of rabbit	Ingestion of quail	Chemical Total	% of Total
1,2-Dichloroethane						
1,2-Dichloroethene	2.64E-04	8.57E-11	1.30E-12		2.64E-04	0.00
2,4-Dimethylphenol	2.07E-03	1.83E-09	2.78E-11		2.07E-03	0.00
Benzene						
Bis(2-ethylhexyl)phthalate	4.45E-02	1.66E-07	2.51E-09		4.45E-02	0.00
Bromodichloromethane	2.98E-03	2.37E-09	3.59E-11		2.98E-03	0.00
Chloroethane	3.36E-04	1.81E-10	2.75E-12		3.36E-04	0.00
Chloroform	1.34E-02	1.00E-08	1.52E-10		1.34E-02	0.00
Di-n-butyl phthalate	8.72E-03	3.25E-08	4.93E-10		8.72E-03	0.00
Dibromochloromethane	7.90E-04	6.62E-10	1.00E-11		7.90E-04	0.00
Dimethylbenzene	1.62E-02	2.50E-08	3.78E-10		1.62E-02	0.00
Ethane						
Ethanol						
Ethylbenzene	1.29E-01	1.78E-07	2.70E-09		1.29E-01	0.00
Ethylene						
Fluorene	3.66E-02	1.04E-07	1.57E-09		3.66E-02	0.00
Isophorone	8.29E-05	5.27E-11	7.99E-13		8.29E-05	0.00
Methylene chloride	1.23E-04	6.25E-11	9.47E-13		1.23E-04	0.00
Naphthalene	3.82E-02	5.88E-08	8.91E-10		3.82E-02	0.00
Phenanthrene						
Trichloroethene	4.70E+01	4.40E-05	6.67E-07		4.70E+01	0.11
Vinyl chloride						
cis-1,2-Dichloroethene	1.80E+00	1.28E-06	1.93E-08		1.80E+00	0.00
trans-1,2-Dichloroethene	9.73E-03	3.15E-09	4.78E-11		9.73E-03	0.00
Americium-241						
Cesium-137						
Cobalt-60						
Neptunium-237						
Plutonium-239						
Radium-226						
Radon-222						
Technetium-99						
Thorium-228						
Uranium-234						
Uranium-235						
Uranium-235/236						
Uranium-238						
Pathway Total	4.13E+04	3.23E-01	4.90E-03	3.58E-04	4.13E+04	
Fraction of Total	1.00E+00	7.82E-06	1.19E-07	8.65E-09		

Table 5.4a Systemic toxicity from direct contact for the teen recreator

----- AREA_CODE=a MEDIA=RGa Groundwater -----

Analyte	Direct ingestion	Dermal contact while swimming	Dermal contact while wading	Chemical Total	% of Total
Aluminum	3.75E-04	1.01E-03	1.72E-03	3.11E-03	0.00
Arsenic	4.42E-03	2.91E-03	4.96E-03	1.23E-02	0.00
Barium	7.29E-04	2.81E-03	4.79E-03	8.34E-03	0.00
Chromium	5.52E-03	7.45E-02	1.27E-01	2.07E-01	0.01
Fluoride	1.91E-03	5.32E-04	9.08E-04	3.35E-03	0.00
Iron	2.72E-03	4.89E-03	8.35E-03	1.60E-02	0.00
Manganese	1.28E-03	8.63E-03	1.47E-02	2.46E-02	0.00
Tetraoxo-sulfate(1-)					
Thallium					
Vanadium	7.90E-03	2.13E-01	3.64E-01	5.85E-01	0.03
Zinc	2.28E-05	3.08E-05	5.25E-05	1.06E-04	0.00
1,1-Dichloroethene	9.94E-04	2.39E-03	4.07E-03	7.46E-03	0.00
Carbon tetrachloride	7.47E-02	6.83E-01	1.16E+00	1.92E+00	0.09
Chloroform	7.45E-05	8.96E-04	1.53E-03	2.50E-03	0.00
Tetrachloroethene	8.57E-03	8.56E-01	1.46E+00	2.33E+00	0.10
Trichloroethene	2.86E+01	8.23E+02	1.40E+03	2.26E+03	99.77
cis-1,2-Dichloroethene	3.81E-03	1.03E-02	1.76E-02	3.17E-02	0.00
trans-1,2-Dichloroethene	2.80E-03	8.11E-04	1.38E-03	5.00E-03	0.00
Cesium-137					
Neptunium-237					
Technetium-99					
Thorium-230					
Pathway Total	2.87E+01	8.25E+02	1.41E+03	2.26E+03	
Fraction of Total	1.27E-02	3.65E-01	6.22E-01		

----- AREA_CODE=a MEDIA=UCRS Groundwater -----

Analyte	Direct ingestion	Dermal contact while swimming	Dermal contact while wading	Chemical Total	% of Total
Aluminum	8.48E-04	2.29E-03	3.90E-03	7.04E-03	0.00
Antimony	2.60E-02	3.51E-01	5.99E-01	9.76E-01	0.05
Arsenic	3.44E-03	2.27E-03	3.86E-03	9.57E-03	0.00
Barium	2.54E-04	9.81E-04	1.67E-03	2.91E-03	0.00
Beryllium	1.04E-04	2.80E-03	4.77E-03	7.67E-03	0.00
Chromium	1.76E-03	2.38E-02	4.06E-02	6.62E-02	0.00
Cobalt	1.24E-05	4.19E-06	7.15E-06	2.38E-05	0.00
Iron	4.18E-03	7.53E-03	1.28E-02	2.45E-02	0.00
Lead	2.57E+02	4.63E+02	7.89E+02	1.51E+03	78.71
Manganese	4.66E-04	3.14E-03	5.36E-03	8.97E-03	0.00
Nickel	1.69E-03	1.69E-03	2.88E-03	6.26E-03	0.00
Silica					
Tetraoxo-sulfate(1-)					
Uranium	1.99E-03	6.32E-04	1.08E-03	3.70E-03	0.00
Vanadium	5.08E-03	1.37E-01	2.34E-01	3.76E-01	0.02
Zinc	2.47E-05	3.34E-05	5.69E-05	1.15E-04	0.00
1,1-Dichloroethene	6.63E-05	1.59E-04	2.72E-04	4.97E-04	0.00
Bis(2-ethylhexyl)phthalate	1.86E-05	6.20E-04	1.06E-03	1.70E-03	0.00
Chloroform	4.85E-04	5.82E-03	9.93E-03	1.62E-02	0.00
Trichloroethene	5.15E+00	1.48E+02	2.53E+02	4.07E+02	21.21
cis-1,2-Dichloroethene	4.85E-03	1.31E-02	2.23E-02	4.02E-02	0.00
trans-1,2-Dichloroethene	8.04E-04	2.33E-04	3.97E-04	1.43E-03	0.00
Neptunium-237					
Radon-222					
Technetium-99					
Pathway Total	2.62E+02	6.12E+02	1.04E+03	1.92E+03	
Fraction of Total	1.37E-01	3.19E-01	5.44E-01		

Table 5.4a Systemic toxicity from direct contact for the teen recreator (continued)

----- AREA_CODE=b MEDIA=McNairy Groundwater -----

Analyte	Direct ingestion	Dermal contact while swimming	Dermal contact while wading	Chemical Total	% of Total
Aluminum	3.14E-04	8.47E-04	1.45E-03	2.61E-03	0.04
Antimony	9.97E-02	1.35E+00	2.30E+00	3.74E+00	55.98
Nitrate as Nitrogen	1.62E-04	8.73E-05	1.49E-04	3.98E-04	0.01
Silica					
Tetraoxo-sulfate(1-)					
Trichloroethene	3.73E-02	1.07E+00	1.83E+00	2.94E+00	43.98
Technetium-99					
Pathway Total	1.37E-01	2.42E+00	4.13E+00	6.69E+00	
Fraction of Total	2.06E-02	3.62E-01	6.17E-01		

----- AREA_CODE=b MEDIA=RGa Groundwater -----

Analyte	Direct ingestion	Dermal contact while swimming	Dermal contact while wading	Chemical Total	% of Total
Aluminum	5.68E-04	1.53E-03	2.62E-03	4.72E-03	0.00
Arsenic	4.15E-03	2.74E-03	4.67E-03	1.16E-02	0.00
Barium	1.16E-03	4.47E-03	7.62E-03	1.32E-02	0.00
Beryllium	1.20E-03	3.24E-02	5.52E-02	8.88E-02	0.01
Cadmium	6.46E-03	1.74E-01	2.97E-01	4.78E-01	0.05
Chromium	4.25E-03	5.73E-02	9.78E-02	1.59E-01	0.02
Cobalt	1.65E-04	5.56E-05	9.48E-05	3.15E-04	0.00
Fluoride	9.70E-04	2.70E-04	4.60E-04	1.70E-03	0.00
Iron	6.33E-03	1.14E-02	1.94E-02	3.71E-02	0.00
Lead	1.54E+02	2.77E+02	4.73E+02	9.05E+02	98.19
Manganese	3.23E-03	2.18E-02	3.72E-02	6.22E-02	0.01
Mercury	3.73E-04	1.44E-03	2.45E-03	4.26E-03	0.00
Nitrate as Nitrogen	3.85E-04	2.08E-04	3.55E-04	9.49E-04	0.00
Selenium	3.13E-04	1.92E-04	3.28E-04	8.34E-04	0.00
Silica					
Sulfate					
Tetraoxo-sulfate(1-)					
Tin	9.35E-05	2.52E-04	4.30E-04	7.76E-04	0.00
Uranium	7.79E-04	2.47E-04	4.22E-04	1.45E-03	0.00
Vanadium	2.13E-03	5.75E-02	9.81E-02	1.58E-01	0.02
Zinc	3.41E-05	4.61E-05	7.86E-05	1.59E-04	0.00
1,1,2-Trichloroethane	1.86E-04	5.22E-04	8.90E-04	1.60E-03	0.00
1,1-Dichloroethene	5.38E-05	1.29E-04	2.21E-04	4.04E-04	0.00
1,2-Dichloroethane					
Acetone	7.04E-05	1.30E-05	2.22E-05	1.06E-04	0.00
Carbon tetrachloride	8.52E-03	7.79E-02	1.33E-01	2.19E-01	0.02
Chlorobenzene	3.73E-05	1.33E-03	2.27E-03	3.64E-03	0.00
Chloroform	5.22E-04	6.27E-03	1.07E-02	1.75E-02	0.00
Di-n-butyl phthalate	2.98E-05	9.26E-04	1.58E-03	2.53E-03	0.00
Ethane					
Ethylene					
Methylene chloride	1.38E-05	1.77E-05	3.02E-05	6.17E-05	0.00
Tetrachloroethene	1.19E-02	1.19E+00	2.03E+00	3.24E+00	0.35
Trichloroethene	1.51E-01	4.36E+00	7.44E+00	1.20E+01	1.30
Vinyl chloride					
cis-1,2-Dichloroethene	2.43E-02	6.56E-02	1.12E-01	2.02E-01	0.02
Americium-241					
Cesium-137					
Cobalt-60					
Plutonium-239					
Radium-226					
Radon-222					

Table 5.4a Systemic toxicity from direct contact for the teen recreator (continued)

----- AREA_CODE=b MEDIA=RGa Groundwater -----
(continued)

Analyte	Direct ingestion	Dermal contact while swimming	Dermal contact while wading	Chemical Total	% of Total
Technetium-99					
Thorium-230					
Uranium-234					
Uranium-235					
Uranium-235/236					
Uranium-238					
Pathway Total	1.54E+02	2.83E+02	4.83E+02	9.21E+02	
Fraction of Total	1.68E-01	3.08E-01	5.25E-01		

----- AREA_CODE=b MEDIA=UCRS Groundwater -----

Analyte	Direct ingestion	Dermal contact while swimming	Dermal contact while wading	Chemical Total	% of Total
Aluminum	9.35E-04	2.52E-03	4.30E-03	7.76E-03	0.00
Arsenic	2.25E-02	1.48E-02	2.53E-02	6.27E-02	0.03
Barium	9.30E-04	3.59E-03	6.12E-03	1.06E-02	0.01
Beryllium	7.45E-05	2.01E-03	3.43E-03	5.52E-03	0.00
Cadmium	4.77E-03	1.29E-01	2.20E-01	3.53E-01	0.20
Chromium	4.63E-03	6.26E-02	1.07E-01	1.74E-01	0.10
Cobalt	4.66E-05	1.57E-05	2.68E-05	8.91E-05	0.00
Fluoride	1.61E-03	4.47E-04	7.63E-04	2.82E-03	0.00
Iron	4.08E-03	7.35E-03	1.25E-02	2.40E-02	0.01
Lead	6.71E+00	1.21E+01	2.06E+01	3.94E+01	21.84
Manganese	2.06E-03	1.39E-02	2.37E-02	3.96E-02	0.02
Mercury	3.73E-04	1.44E-03	2.45E-03	4.26E-03	0.00
Molybdenum	7.45E-04	5.30E-04	9.03E-04	2.18E-03	0.00
Nickel	5.82E-03	5.82E-03	9.93E-03	2.16E-02	0.01
Nitrate as Nitrogen	1.52E-04	8.18E-05	1.40E-04	3.73E-04	0.00
Selenium	1.95E-04	1.20E-04	2.04E-04	5.19E-04	0.00
Silica					
Sulfate					
Tetraoxo-sulfate(1-)					
Thallium					
Tin	1.62E-05	4.36E-05	7.44E-05	1.34E-04	0.00
Uranium	9.39E-04	2.98E-04	5.09E-04	1.75E-03	0.00
Vanadium	5.21E-03	1.41E-01	2.40E-01	3.85E-01	0.21
Zinc	2.40E-05	3.24E-05	5.53E-05	1.12E-04	0.00
1,1-Dichloroethene	1.08E-04	2.59E-04	4.41E-04	8.07E-04	0.00
1,2-Dichloroethene	3.47E-04	1.25E-04	2.14E-04	6.86E-04	0.00
2,4-Dimethylphenol	5.33E-05	3.16E-03	5.40E-03	8.61E-03	0.00
Benzene					
Chloroethane	1.98E-04	5.36E-04	9.13E-04	1.65E-03	0.00
Di-n-butyl phthalate	2.13E-06	6.60E-05	1.13E-04	1.81E-04	0.00
Dimethylbenzene	1.34E-06	3.73E-05	6.36E-05	1.02E-04	0.00
Ethane					
Ethylbenzene	3.24E-06	6.68E-05	1.14E-04	1.84E-04	0.00
Ethylene					
Isophorone	7.97E-06	1.89E-05	3.23E-05	5.92E-05	0.00
Trichloroethene	1.77E+00	5.09E+01	8.68E+01	1.39E+02	77.35
Vinyl chloride					
cis-1,2-Dichloroethene	4.17E-02	1.12E-01	1.92E-01	3.46E-01	0.19
trans-1,2-Dichloroethene	9.50E-05	2.75E-05	4.69E-05	1.69E-04	0.00
Americium-241					
Cobalt-60					
Neptunium-237					

Table 5.4a Systemic toxicity from direct contact for the teen recreator (continued)

----- AREA_CODE=b MEDIA=UCRS Groundwater -----
(continued)

Analyte	Direct ingestion	Dermal contact while swimming	Dermal contact while wading	Chemical Total	% of Total
Plutonium-239					
Radium-226					
Radon-222					
Technetium-99					
Uranium-234					
Uranium-235					
Uranium-235/236					
Uranium-238					
Pathway Total	8.57E+00	6.35E+01	1.08E+02	1.80E+02	
Fraction of Total	4.75E-02	3.52E-01	6.00E-01		

----- AREA_CODE=c MEDIA=RGa Groundwater -----

Analyte	Direct ingestion	Dermal contact while swimming	Dermal contact while wading	Chemical Total	% of Total
Aluminum	1.40E-03	3.77E-03	6.43E-03	1.16E-02	0.37
Barium	6.14E-04	2.37E-03	4.04E-03	7.02E-03	0.22
Chromium	2.60E-02	3.50E-01	5.98E-01	9.74E-01	30.88
Iron	8.39E-03	1.51E-02	2.57E-02	4.92E-02	1.56
Manganese	2.43E-03	1.64E-02	2.80E-02	4.69E-02	1.49
Molybdenum	2.77E-03	1.97E-03	3.35E-03	8.09E-03	0.26
Silica Sulfate					
Tetraoxo-sulfate(1-)					
Zinc	4.15E-05	5.60E-05	9.55E-05	1.93E-04	0.01
1,1-Dichloroethene	3.80E-04	9.14E-04	1.56E-03	2.85E-03	0.09
Chloroform	1.86E-04	2.24E-03	3.82E-03	6.24E-03	0.20
Trichloroethene	2.59E-02	7.47E-01	1.27E+00	2.05E+00	64.88
cis-1,2-Dichloroethene	2.31E-04	6.23E-04	1.06E-03	1.91E-03	0.06
Radon-222					
Technetium-99					
Pathway Total	6.83E-02	1.14E+00	1.95E+00	3.15E+00	
Fraction of Total	2.17E-02	3.62E-01	6.17E-01		

----- AREA_CODE=c MEDIA=UCRS Groundwater -----

Analyte	Direct ingestion	Dermal contact while swimming	Dermal contact while wading	Chemical Total	% of Total
Aluminum	6.82E-04	1.84E-03	3.14E-03	5.66E-03	2.78
Barium	3.52E-04	1.36E-03	2.32E-03	4.03E-03	1.98
Iron	2.36E-03	4.25E-03	7.25E-03	1.39E-02	6.80
Manganese	1.06E-03	7.18E-03	1.22E-02	2.05E-02	10.06
Silica					
Tetraoxo-sulfate(1-)					
Vanadium	1.77E-03	4.78E-02	8.15E-02	1.31E-01	64.32
Zinc	2.81E-05	3.80E-05	6.48E-05	1.31E-04	0.06
Benzene					
Chloroform	4.47E-04	5.37E-03	9.15E-03	1.50E-02	7.34
Trichloroethene	1.72E-04	4.96E-03	8.45E-03	1.36E-02	6.66
Technetium-99					
Pathway Total	6.88E-03	7.28E-02	1.24E-01	2.04E-01	

Table 5.4a Systemic toxicity from direct contact for the teen recreator (continued)

----- AREA_CODE=c MEDIA=UCRS Groundwater -----
(continued)

Analyte	Direct ingestion	Dermal contact while swimming	Dermal contact while wading	Chemical Total	% of Total
Fraction of Total	3.37E-02	3.57E-01	6.09E-01		

----- AREA_CODE=d MEDIA=McNairy Groundwater -----

Analyte	Direct ingestion	Dermal contact while swimming	Dermal contact while wading	Chemical Total	% of Total
Silica					
Tetraoxo-sulfate(1-)					
Thallium					
Zinc	1.73E-04	2.33E-04	3.97E-04	8.03E-04	8.90
Trichloroethene	1.04E-04	3.00E-03	5.11E-03	8.22E-03	91.10
Pathway Total	2.77E-04	3.23E-03	5.51E-03	9.02E-03	
Fraction of Total	3.07E-02	3.58E-01	6.11E-01		

----- AREA_CODE=d MEDIA=Other Groundwater -----

Analyte	Direct ingestion	Dermal contact while swimming	Dermal contact while wading	Chemical Total	% of Total
Methylene chloride	3.11E-05	3.97E-05	6.77E-05	1.39E-04	100.0
Pathway Total	3.11E-05	3.97E-05	6.77E-05	1.39E-04	
Fraction of Total	2.24E-01	2.87E-01	4.89E-01		

----- AREA_CODE=d MEDIA=RGa Groundwater -----

Analyte	Direct ingestion	Dermal contact while swimming	Dermal contact while wading	Chemical Total	% of Total
Aluminum	4.64E-04	1.25E-03	2.14E-03	3.86E-03	0.00
Arsenic	4.95E-03	3.26E-03	5.56E-03	1.38E-02	0.00
Barium	1.32E-03	5.11E-03	8.71E-03	1.51E-02	0.00
Chromium	4.35E-03	5.88E-02	1.00E-01	1.63E-01	0.01
Cobalt	1.47E-04	4.96E-05	8.47E-05	2.81E-04	0.00
Fluoride	9.95E-04	2.77E-04	4.72E-04	1.74E-03	0.00
Iron	2.53E-03	4.55E-03	7.75E-03	1.48E-02	0.00
Lead	2.51E+02	4.51E+02	7.70E+02	1.47E+03	99.67
Manganese	9.42E-03	6.36E-02	1.08E-01	1.81E-01	0.01
Silica					
Tetraoxo-sulfate(1-)					
Tin	4.97E-04	1.34E-03	2.29E-03	4.13E-03	0.00
Uranium	2.81E-04	8.92E-05	1.52E-04	5.22E-04	0.00
Vanadium	3.35E-03	9.05E-02	1.54E-01	2.48E-01	0.02
Zinc	2.59E-05	3.49E-05	5.96E-05	1.20E-04	0.00
Bis(2-ethylhexyl)phthalate	3.73E-05	1.24E-03	2.11E-03	3.39E-03	0.00
Butyl benzyl phthalate	1.86E-06	5.89E-05	1.00E-04	1.61E-04	0.00
Di-n-butyl phthalate	2.73E-05	8.46E-04	1.44E-03	2.32E-03	0.00
Dimethylbenzene	1.50E-05	4.17E-04	7.10E-04	1.14E-03	0.00
Ethylbenzene	1.48E-04	3.04E-03	5.18E-03	8.37E-03	0.00
Methylene chloride	2.57E-04	3.28E-04	5.60E-04	1.14E-03	0.00

Table 5.4a Systemic toxicity from direct contact for the teen recreator (continued)

----- AREA_CODE=d MEDIA=RGa Groundwater -----
(continued)

Analyte	Direct ingestion	Dermal contact while swimming	Dermal contact while wading	Chemical Total	% of Total
Tetrachloroethene	1.86E-04	1.86E-02	3.17E-02	5.06E-02	0.00
Trichloroethene	5.31E-02	1.53E+00	2.61E+00	4.19E+00	0.28
cis-1,2-Dichloroethene	1.08E-03	2.92E-03	4.98E-03	8.98E-03	0.00
Americium-241					
Cesium-137					
Cobalt-60					
Plutonium-239					
Radium-226					
Radon-222					
Technetium-99					
Uranium-234					
Uranium-238					
Pathway Total	2.51E+02	4.53E+02	7.73E+02	1.48E+03	
Fraction of Total	1.70E-01	3.07E-01	5.23E-01		

----- AREA_CODE=d MEDIA=UCRS Groundwater -----

Analyte	Direct ingestion	Dermal contact while swimming	Dermal contact while wading	Chemical Total	% of Total
Aluminum	1.75E-03	4.71E-03	8.04E-03	1.45E-02	0.00
Ammonia as Nitrogen					
Antimony	2.39E-02	3.23E-01	5.51E-01	8.99E-01	0.11
Arsenic	4.57E-03	3.01E-03	5.14E-03	1.27E-02	0.00
Barium	1.36E-03	5.23E-03	8.92E-03	1.55E-02	0.00
Beryllium	3.17E-04	8.55E-03	1.46E-02	2.35E-02	0.00
Cadmium	8.95E-03	2.42E-01	4.12E-01	6.62E-01	0.08
Chromium	3.50E-03	4.73E-02	8.06E-02	1.31E-01	0.02
Cobalt	1.51E-04	5.09E-05	8.68E-05	2.89E-04	0.00
Fluoride	1.37E-03	3.81E-04	6.50E-04	2.40E-03	0.00
Iron	9.37E-02	1.69E-01	2.88E-01	5.50E-01	0.07
Kjeldahl Nitrogen					
Lead	1.29E+02	2.32E+02	3.95E+02	7.56E+02	95.96
Manganese	2.19E-01	1.48E+00	2.52E+00	4.21E+00	0.54
Mercury	1.30E-04	5.02E-04	8.57E-04	1.49E-03	0.00
Nickel	6.39E-04	6.39E-04	1.09E-03	2.37E-03	0.00
Nitrate as Nitrogen	4.32E-04	2.33E-04	3.98E-04	1.06E-03	0.00
Nitrate/Nitrite	9.17E-04	4.95E-04	8.45E-04	2.26E-03	0.00
Orthophosphate					
Selenium	2.47E-04	1.52E-04	2.59E-04	6.58E-04	0.00
Silica					
Strontium	8.00E-04	1.08E-03	1.84E-03	3.72E-03	0.00
Sulfate					
Sulfide					
Tetraoxo-sulfate(1-)					
Uranium	4.23E-03	1.34E-03	2.29E-03	7.87E-03	0.00
Vanadium	1.02E-02	2.76E-01	4.71E-01	7.57E-01	0.10
Zinc	2.73E-05	6.39E-05	6.29E-05	1.27E-04	0.00
1,1-Dichloroethene	6.23E-04	1.50E-03	2.55E-03	4.67E-03	0.00
1,2-Dichloroethane					
1,2-Dichloroethene	1.04E-04	3.74E-05	6.38E-05	2.05E-04	0.00
Benzene					
Dimethylbenzene	2.59E-05	7.19E-04	1.23E-03	1.97E-03	0.00
Ethylbenzene	3.68E-04	7.59E-03	1.29E-02	2.09E-02	0.00
Fluorene	4.26E-05	5.64E-03	9.62E-03	1.53E-02	0.00
Methylene chloride	3.77E-05	4.82E-05	8.22E-05	1.68E-04	0.00

Table 5.4a Systemic toxicity from direct contact for the teen recreator (continued)

----- AREA_CODE=d MEDIA=UCRS Groundwater -----
(continued)

Analyte	Direct ingestion	Dermal contact while swimming	Dermal contact while wading	Chemical Total	% of Total
Naphthalene	1.36E-04	3.16E-03	5.38E-03	8.68E-03	0.00
Phenanthrene					
Trichloroethene	3.10E-01	8.93E+00	1.52E+01	2.45E+01	3.11
cis-1,2-Dichloroethene	2.75E-04	7.42E-04	1.27E-03	2.28E-03	0.00
Neptunium-237					
Radon-222					
Technetium-99					
Thorium-228					
Uranium-234					
Uranium-235					
Uranium-238					
Pathway Total	1.29E+02	2.43E+02	4.15E+02	7.87E+02	
Fraction of Total	1.64E-01	3.09E-01	5.27E-01		

----- AREA_CODE=e MEDIA=McNairy Groundwater -----

Analyte	Direct ingestion	Dermal contact while swimming	Dermal contact while wading	Chemical Total	% of Total
Aluminum	3.31E-04	8.94E-04	1.52E-03	2.75E-03	0.07
Arsenic	1.80E-02	1.19E-02	2.02E-02	5.01E-02	1.27
Barium	1.48E-03	5.72E-03	9.76E-03	1.70E-02	0.43
Beryllium	1.90E-03	5.14E-02	8.76E-02	1.41E-01	3.58
Cadmium	1.57E-02	4.23E-01	7.21E-01	1.16E+00	29.48
Chromium	1.52E-02	2.05E-01	3.50E-01	5.70E-01	14.50
Cobalt	2.41E-04	8.13E-05	1.39E-04	4.61E-04	0.01
Fluoride	1.90E-03	5.29E-04	9.01E-04	3.33E-03	0.08
Iron	1.86E-02	3.34E-02	5.70E-02	1.09E-01	2.77
Manganese	4.08E-03	2.75E-02	4.69E-02	7.85E-02	2.00
Nickel	9.84E-04	9.84E-04	1.68E-03	3.65E-03	0.09
Silica					
Sulfate					
Tetraoxo-sulfate(1-)					
Uranium	6.18E-04	1.96E-04	3.35E-04	1.15E-03	0.03
Vanadium	2.41E-02	6.51E-01	1.11E+00	1.79E+00	45.41
Zinc	2.01E-04	2.71E-04	4.62E-04	9.34E-04	0.02
Trichloroethene	1.15E-04	3.32E-03	5.65E-03	9.08E-03	0.23
Radon-222					
Technetium-99					
Pathway Total	1.03E-01	1.42E+00	2.41E+00	3.93E+00	
Fraction of Total	2.63E-02	3.60E-01	6.14E-01		

----- AREA_CODE=e MEDIA=RGa Groundwater -----

Analyte	Direct ingestion	Dermal contact while swimming	Dermal contact while wading	Chemical Total	% of Total
Aluminum	2.36E-04	6.37E-04	1.09E-03	1.96E-03	0.02
Arsenic	3.13E-03	2.06E-03	3.51E-03	8.70E-03	0.11
Barium	9.89E-04	3.82E-03	6.51E-03	1.13E-02	0.14
Beryllium	1.11E-03	3.01E-02	5.13E-02	8.25E-02	1.01
Cadmium	1.20E-02	3.25E-01	5.54E-01	8.91E-01	10.85
Cobalt	1.65E-04	5.56E-05	9.48E-05	3.15E-04	0.00

Table 5.4a Systemic toxicity from direct contact for the teen recreator (continued)

----- AREA_CODE=e MEDIA=RGa Groundwater -----
(continued)

Analyte	Direct ingestion	Dermal contact while swimming	Dermal contact while wading	Chemical Total	% of Total
Copper	3.59E-04	3.23E-04	5.51E-04	1.23E-03	0.02
Fluoride	9.81E-04	2.73E-04	4.66E-04	1.72E-03	0.02
Iron	3.50E-03	6.29E-03	1.07E-02	2.05E-02	0.25
Manganese	5.40E-04	3.65E-03	6.22E-03	1.04E-02	0.13
Molybdenum	2.19E-03	1.56E-03	2.66E-03	6.41E-03	0.08
Silica					
Silver	2.69E-03	4.04E-03	6.88E-03	1.36E-02	0.17
Sulfate					
Tetraoxo-sulfate(1-)					
Thallium					
Uranium	1.61E-04	5.10E-05	8.70E-05	2.99E-04	0.00
Vanadium	4.34E-03	1.17E-01	2.00E-01	3.22E-01	3.92
Zinc	4.41E-05	5.95E-05	1.01E-04	2.05E-04	0.00
2-Butanone	1.06E-04	3.89E-05	6.63E-05	2.11E-04	0.00
Dimethylbenzene	1.12E-06	3.11E-05	5.30E-05	8.52E-05	0.00
Trichloroethene	8.66E-02	2.49E+00	4.25E+00	6.83E+00	83.28
trans-1,2-Dichloroethene	9.32E-05	2.69E-05	4.59E-05	1.66E-04	0.00
Cobalt-60					
Radon-222					
Technetium-99					
Thorium-230					
Pathway Total	1.19E-01	2.99E+00	5.10E+00	8.21E+00	
Fraction of Total	1.45E-02	3.64E-01	6.21E-01		

----- AREA_CODE=e MEDIA=UCRS Groundwater -----

Analyte	Direct ingestion	Dermal contact while swimming	Dermal contact while wading	Chemical Total	% of Total
Aluminum	1.58E-03	4.27E-03	7.29E-03	1.31E-02	0.61
Arsenic	4.04E-03	2.66E-03	4.54E-03	1.12E-02	0.52
Barium	2.36E-03	9.09E-03	1.55E-02	2.69E-02	1.25
Chromium	5.68E-03	7.67E-02	1.31E-01	2.13E-01	9.89
Fluoride	3.34E-03	9.31E-04	1.59E-03	5.86E-03	0.27
Iron	5.61E-03	1.01E-02	1.72E-02	3.29E-02	1.53
Manganese	5.02E-04	3.39E-03	5.77E-03	9.66E-03	0.45
Nickel	3.02E-03	3.02E-03	5.15E-03	1.12E-02	0.52
Silica					
Sulfate					
Tetraoxo-sulfate(1-)					
Vanadium	2.46E-02	6.65E-01	1.13E+00	1.82E+00	84.64
Zinc	1.29E-04	1.74E-04	2.97E-04	6.00E-04	0.03
Trichloroethene	8.14E-05	2.34E-03	4.00E-03	6.42E-03	0.30
Radon-222					
Pathway Total	5.10E-02	7.78E-01	1.33E+00	2.16E+00	
Fraction of Total	2.37E-02	3.61E-01	6.15E-01		

----- AREA_CODE=f MEDIA=McNairy Groundwater -----

Analyte	Direct ingestion	Dermal contact while swimming	Dermal contact while wading	Chemical Total	% of Total
Barium	9.25E-04	3.57E-03	6.08E-03	1.06E-02	94.06

Table 5.4a Systemic toxicity from direct contact for the teen recreator (continued)

----- AREA_CODE=f MEDIA=McNairy Groundwater -----
(continued)

Analyte	Direct ingestion	Dermal contact while swimming	Dermal contact while wading	Chemical Total	% of Total
Tetraoxo-sulfate(1-)					
Zinc	1.44E-04	1.94E-04	3.31E-04	6.68E-04	5.94
Pathway Total	1.07E-03	3.76E-03	6.42E-03	1.12E-02	
Fraction of Total	9.50E-02	3.35E-01	5.70E-01		

----- AREA_CODE=f MEDIA=RGa Groundwater -----

Analyte	Direct ingestion	Dermal contact while swimming	Dermal contact while wading	Chemical Total	% of Total
Aluminum	2.00E-04	5.39E-04	9.20E-04	1.66E-03	0.03
Arsenic	3.23E-03	2.13E-03	3.63E-03	8.98E-03	0.15
Barium	1.51E-03	5.82E-03	9.92E-03	1.72E-02	0.28
Cadmium	2.17E-02	5.86E-01	1.00E+00	1.61E+00	26.38
Chromium	1.04E-02	1.40E-01	2.38E-01	3.89E-01	6.38
Copper	2.76E-04	2.48E-04	4.24E-04	9.48E-04	0.02
Iron	1.61E-03	2.90E-03	4.95E-03	9.46E-03	0.16
Manganese	5.80E-04	3.92E-03	6.68E-03	1.12E-02	0.18
Silica					
Sulfate					
Tetraoxo-sulfate(1-)					
Vanadium	3.91E-03	1.06E-01	1.80E-01	2.89E-01	4.75
Zinc	2.24E-05	3.02E-05	5.16E-05	1.04E-04	0.00
1,1-Dichloroethene	2.34E-04	5.63E-04	9.60E-04	1.76E-03	0.03
1,2-Dichloroethene	5.80E-04	2.09E-04	3.57E-04	1.15E-03	0.02
Bis(2-ethylhexyl)phthalate	5.22E-04	1.74E-02	2.96E-02	4.75E-02	0.78
Carbon tetrachloride	3.19E-04	2.92E-03	4.98E-03	8.22E-03	0.13
Trichloroethene	4.69E-02	1.35E+00	2.30E+00	3.70E+00	60.69
cis-1,2-Dichloroethene	2.79E-04	7.54E-04	1.29E-03	2.32E-03	0.04
Plutonium-239					
Radon-222					
Technetium-99					
Pathway Total	9.22E-02	2.22E+00	3.78E+00	6.09E+00	
Fraction of Total	1.51E-02	3.64E-01	6.21E-01		

----- AREA_CODE=f MEDIA=UCRS Groundwater -----

Analyte	Direct ingestion	Dermal contact while swimming	Dermal contact while wading	Chemical Total	% of Total
Aluminum	2.57E-03	6.94E-03	1.18E-02	2.13E-02	8.44
Barium	6.44E-04	2.49E-03	4.24E-03	7.37E-03	2.91
Iron	5.07E-03	9.13E-03	1.56E-02	2.98E-02	11.77
Manganese	6.24E-04	4.21E-03	7.18E-03	1.20E-02	4.75
Silica					
Tetraoxo-sulfate(1-)					
Vanadium	2.37E-03	6.40E-02	1.09E-01	1.75E-01	69.34
Zinc	7.75E-05	1.05E-04	1.79E-04	3.61E-04	0.14
Trichloroethene	8.46E-05	2.44E-03	4.15E-03	6.68E-03	2.64
Radon-222					
Technetium-99					
Pathway Total	1.14E-02	8.93E-02	1.52E-01	2.53E-01	
Fraction of Total	4.52E-02	3.53E-01	6.02E-01		

Table 5.4a Systemic toxicity from direct contact for the teen recreator (continued)

----- AREA_CODE=g MEDIA=McNairy Groundwater -----

Analyte	Direct ingestion	Dermal contact while swimming	Dermal contact while wading	Chemical Total	% of Total
Arsenic	3.11E-03	2.05E-03	3.49E-03	8.64E-03	37.72
Mercury	1.25E-03	4.81E-03	8.20E-03	1.43E-02	62.28
Silica					
Tetraoxo-sulfate(1-)					
Neptunium-237					
Plutonium-239					
Radium-226					
Pathway Total	4.35E-03	6.86E-03	1.17E-02	2.29E-02	
Fraction of Total	1.90E-01	2.99E-01	5.11E-01		

----- AREA_CODE=g MEDIA=RGa Groundwater -----

Analyte	Direct ingestion	Dermal contact while swimming	Dermal contact while wading	Chemical Total	% of Total
Aluminum	5.61E-04	1.51E-03	2.58E-03	4.66E-03	0.00
Arsenic	3.12E-03	2.05E-03	3.50E-03	8.67E-03	0.00
Cadmium	8.95E-03	2.42E-01	4.12E-01	6.62E-01	0.05
Chromium	9.99E-03	1.35E-01	2.30E-01	3.75E-01	0.03
Iron	3.71E-03	6.68E-03	1.14E-02	2.18E-02	0.00
Lead	2.49E+02	4.48E+02	7.65E+02	1.46E+03	99.93
Manganese	4.73E-04	3.19E-03	5.45E-03	9.11E-03	0.00
Nickel	2.44E-03	2.44E-03	4.16E-03	9.05E-03	0.00
Silica					
Tetraoxo-sulfate(1-)					
Zinc	6.74E-05	9.10E-05	1.55E-04	3.13E-04	0.00
Trichloroethene	6.21E-05	1.79E-03	3.05E-03	4.90E-03	0.00
Neptunium-237					
Radium-226					
Radon-222					
Technetium-99					
Thorium-230					
Pathway Total	2.49E+02	4.49E+02	7.65E+02	1.46E+03	
Fraction of Total	1.70E-01	3.07E-01	5.23E-01		

----- AREA_CODE=g MEDIA=UCRS Groundwater -----

Analyte	Direct ingestion	Dermal contact while swimming	Dermal contact while wading	Chemical Total	% of Total
Aluminum	3.47E-04	9.37E-04	1.60E-03	2.88E-03	0.31
Chromium	1.12E-02	1.51E-01	2.57E-01	4.19E-01	45.71
Manganese	4.76E-03	3.22E-02	5.48E-02	9.18E-02	10.01
Nitrate as Nitrogen	6.72E-04	3.63E-04	6.18E-04	1.65E-03	0.18
Silica					
Tetraoxo-sulfate(1-)					
Vanadium	5.42E-03	1.46E-01	2.49E-01	4.01E-01	43.76
Zinc	4.12E-05	5.56E-05	9.48E-05	1.91E-04	0.02
Neptunium-237					
Plutonium-239					
Radium-226					
Radon-222					
Technetium-99					
Pathway Total	2.24E-02	3.30E-01	5.64E-01	9.16E-01	

Table 5.4a Systemic toxicity from direct contact for the teen recreator (continued)

----- AREA_CODE=g MEDIA=UCRS Groundwater -----
(continued)

Analyte	Direct ingestion	Dermal contact while swimming	Dermal contact while wading	Chemical Total	% of Total
Fraction of Total	2.44E-02	3.61E-01	6.15E-01		

----- AREA_CODE=h MEDIA=McNairy Groundwater -----

Analyte	Direct ingestion	Dermal contact while swimming	Dermal contact while wading	Chemical Total	% of Total
Fluoride	1.99E-03	5.54E-04	9.44E-04	3.49E-03	100.0
Silica					
Tetraoxo-sulfate(1-)					
Radium-226					
Radon-222					
Thorium-230					
Pathway Total	1.99E-03	5.54E-04	9.44E-04	3.49E-03	
Fraction of Total	5.70E-01	1.59E-01	2.71E-01		

----- AREA_CODE=h MEDIA=Other Groundwater -----

Analyte	Direct ingestion	Dermal contact while swimming	Dermal contact while wading	Chemical Total	% of Total
Antimony	4.05E-02	5.46E-01	9.32E-01	1.52E+00	70.71
Barium	2.98E-04	1.15E-03	1.96E-03	3.41E-03	0.16
Chromium	3.44E-03	4.65E-02	7.93E-02	1.29E-01	6.02
Fluoride	8.20E-03	2.28E-03	3.89E-03	1.44E-02	0.67
Iron	5.44E-04	9.79E-04	1.67E-03	3.19E-03	0.15
Manganese	2.53E-04	1.71E-03	2.91E-03	4.87E-03	0.23
Mercury	3.57E-04	1.38E-03	2.35E-03	4.08E-03	0.19
Nickel	1.08E-03	1.08E-03	1.84E-03	3.99E-03	0.19
Nitrate as Nitrogen	6.82E-04	3.68E-04	6.28E-04	1.68E-03	0.08
Silica					
Tetraoxo-sulfate(1-)					
Thallium					
Vanadium	6.27E-03	1.69E-01	2.89E-01	4.64E-01	21.61
Zinc	2.41E-05	3.25E-05	5.55E-05	1.12E-04	0.01
Neptunium-237					
Radium-226					
Radon-222					
Thorium-230					
Pathway Total	6.16E-02	7.71E-01	1.31E+00	2.15E+00	
Fraction of Total	2.87E-02	3.59E-01	6.12E-01		

----- AREA_CODE=h MEDIA=RGa Groundwater -----

Analyte	Direct ingestion	Dermal contact while swimming	Dermal contact while wading	Chemical Total	% of Total
Aluminum	8.61E-04	2.32E-03	3.96E-03	7.15E-03	0.71
Arsenic	3.46E-03	2.28E-03	3.88E-03	9.62E-03	0.95
Barium	4.94E-04	1.90E-03	3.25E-03	5.64E-03	0.56

Table 5.4a Systemic toxicity from direct contact for the teen recreator (continued)

----- AREA_CODE=h MEDIA=RGa Groundwater -----
(continued)

Analyte	Direct ingestion	Dermal contact while swimming	Dermal contact while wading	Chemical Total	% of Total
Chromium	1.73E-02	2.34E-01	3.98E-01	6.49E-01	64.28
Iron	9.07E-03	1.63E-02	2.79E-02	5.33E-02	5.27
Manganese	3.71E-04	2.51E-03	4.27E-03	7.15E-03	0.71
Nitrate as Nitrogen	1.75E-03	9.46E-04	1.61E-03	4.31E-03	0.43
Tetraoxo-sulfate(1-)					
Uranium	3.82E-04	1.21E-04	2.07E-04	7.10E-04	0.07
Vanadium	3.60E-03	9.71E-02	1.66E-01	2.66E-01	26.37
Trichloroethene	7.41E-05	2.13E-03	3.64E-03	5.85E-03	0.58
cis-1,2-Dichloroethene	8.95E-05	2.42E-04	4.12E-04	7.43E-04	0.07
Radon-222					
Technetium-99					
Pathway Total	3.75E-02	3.60E-01	6.13E-01	1.01E+00	
Fraction of Total	3.71E-02	3.56E-01	6.07E-01		

----- AREA_CODE=h MEDIA=UCRS Groundwater -----

Analyte	Direct ingestion	Dermal contact while swimming	Dermal contact while wading	Chemical Total	% of Total
Aluminum	6.11E-04	1.65E-03	2.81E-03	5.08E-03	2.44
Barium	3.14E-04	1.21E-03	2.06E-03	3.59E-03	1.72
Iron	1.87E-03	3.37E-03	5.75E-03	1.10E-02	5.27
Manganese	3.65E-04	2.47E-03	4.21E-03	7.04E-03	3.38
Nickel	6.21E-03	6.21E-03	1.06E-02	2.30E-02	11.04
Nitrate as Nitrogen	3.81E-04	2.06E-04	3.51E-04	9.37E-04	0.45
Silica					
Tetraoxo-sulfate(1-)					
Vanadium	2.13E-03	5.75E-02	9.81E-02	1.58E-01	75.65
Zinc	2.24E-05	3.02E-05	5.15E-05	1.04E-04	0.05
Radon-222					
Pathway Total	1.19E-02	7.27E-02	1.24E-01	2.08E-01	
Fraction of Total	5.71E-02	3.49E-01	5.94E-01		

----- AREA_CODE=i MEDIA=McNairy Groundwater -----

Analyte	Direct ingestion	Dermal contact while swimming	Dermal contact while wading	Chemical Total	% of Total
Manganese	5.88E-03	3.97E-02	6.76E-02	1.13E-01	13.31
Silica					
Tetraoxo-sulfate(1-)					
Vanadium	9.96E-03	2.69E-01	4.58E-01	7.37E-01	86.69
Pathway Total	1.58E-02	3.09E-01	5.26E-01	8.50E-01	
Fraction of Total	1.86E-02	3.63E-01	6.19E-01		

Table 5.4a Systemic toxicity from direct contact for the teen recreator (continued)

----- AREA_CODE=i MEDIA=RGa Groundwater -----

Analyte	Direct ingestion	Dermal contact while swimming	Dermal contact while wading	Chemical Total	% of Total
Aluminum	4.16E-04	1.12E-03	1.92E-03	3.46E-03	0.05
Antimony	7.76E-02	1.05E+00	1.79E+00	2.91E+00	40.91
Arsenic	3.35E-03	2.21E-03	3.77E-03	9.33E-03	0.13
Barium	5.38E-04	2.08E-03	3.54E-03	6.16E-03	0.09
Beryllium	1.48E-03	4.00E-02	6.82E-02	1.10E-01	1.54
Bicarbonate					
Boron	1.09E-03	3.28E-04	5.60E-04	1.98E-03	0.03
Cadmium	2.94E-03	7.93E-02	1.35E-01	2.17E-01	3.05
Cerium					
Chromium	3.27E-02	4.41E-01	7.52E-01	1.23E+00	17.22
Cobalt	1.78E-04	6.01E-05	1.03E-04	3.41E-04	0.00
Copper	2.79E-04	2.51E-04	4.29E-04	9.59E-04	0.01
Fluoride	1.30E-03	3.61E-04	6.15E-04	2.27E-03	0.03
Gallium					
Iron	3.67E-03	6.61E-03	1.13E-02	2.15E-02	0.30
Lithium	7.45E-04	2.52E-04	4.29E-04	1.43E-03	0.02
Manganese	1.10E-03	7.43E-03	1.27E-02	2.12E-02	0.30
Mercury	1.64E-04	6.32E-04	1.08E-03	1.87E-03	0.03
Nickel	1.40E-03	1.40E-03	2.39E-03	5.19E-03	0.07
Selenium	1.88E-04	1.15E-04	1.96E-04	4.99E-04	0.01
Silica					
Silver	1.56E-03	2.35E-03	4.00E-03	7.92E-03	0.11
Sulfate					
Tetraoxo-sulfate(1-)					
Thorium					
Titanium					
Uranium	1.42E-04	4.52E-05	7.71E-05	2.65E-04	0.00
Vanadium	3.80E-03	1.03E-01	1.75E-01	2.82E-01	3.96
Zinc	7.01E-05	9.46E-05	1.61E-04	3.26E-04	0.00
Zirconium					
1,2-Dichlorobenzene	2.36E-07	4.86E-06	8.29E-06	1.34E-05	0.00
1,2-Dichloroethene	5.63E-05	2.03E-05	3.47E-05	1.11E-04	0.00
1,3,5-Trimethylbenzene	1.49E-06	1.23E-04	2.09E-04	3.33E-04	0.00
1,4-Dichlorobenzene					
4-Bromofluorobenzene					
4-Methyl-2-pentanone	3.72E-05	4.14E-05	7.07E-05	1.49E-04	0.00
Acetone	3.02E-05	5.59E-06	9.53E-06	4.53E-05	0.00
Acrylonitrile	3.73E-03	1.76E-03	3.00E-03	8.49E-03	0.12
Benzene					
Bis(2-ethylhexyl)phthalate	9.90E-05	3.29E-03	5.61E-03	9.01E-03	0.13
Bromomethane	2.66E-04	3.14E-04	5.36E-04	1.12E-03	0.02
Carbazole					
Chloroform	7.45E-05	8.96E-04	1.53E-03	2.50E-03	0.04
Chloromethane					
Chrysene					
Di-n-butyl phthalate	2.09E-05	6.50E-04	1.11E-03	1.78E-03	0.03
Dimethylbenzene	5.59E-07	1.55E-05	2.65E-05	4.26E-05	0.00
Ethanol					
Ethylbenzene	3.73E-06	7.68E-05	1.31E-04	2.11E-04	0.00
Methylene chloride	2.21E-05	2.83E-05	4.82E-05	9.86E-05	0.00
PCB-1254	7.88E-03	8.19E-01	1.40E+00	2.22E+00	31.22
Polychlorinated biphenyl					

Table 5.4a Systemic toxicity from direct contact for the teen recreator (continued)

----- AREA_CODE=i MEDIA=RGA Groundwater -----
(continued)

Analyte	Direct ingestion	Dermal contact while swimming	Dermal contact while wading	Chemical Total	% of Total
Tetrachloroethene	7.45E-05	7.45E-03	1.27E-02	2.02E-02	0.28
Trichloroethene	2.54E-04	7.31E-03	1.25E-02	2.00E-02	0.28
Vinyl chloride					
m,p-Xylene	1.02E-08	2.83E-07	4.82E-07	7.75E-07	0.00
trans-1,3-Dichloropropene					
Americium-241					
Cesium-137					
Cobalt-60					
Radium-226					
Radon-222					
Technetium-99					
Pathway Total	1.47E-01	2.58E+00	4.39E+00	7.12E+00	
Fraction of Total	2.07E-02	3.62E-01	6.17E-01		

----- AREA_CODE=i MEDIA=UCRS Groundwater -----

Analyte	Direct ingestion	Dermal contact while swimming	Dermal contact while wading	Chemical Total	% of Total
Aluminum	1.89E-03	5.12E-03	8.72E-03	1.57E-02	0.00
Antimony	1.35E-02	1.83E-01	3.12E-01	5.08E-01	0.04
Arsenic	8.24E-03	5.42E-03	9.25E-03	2.29E-02	0.00
Barium	1.56E-03	6.03E-03	1.03E-02	1.79E-02	0.00
Cadmium	4.93E-03	1.33E-01	2.27E-01	3.65E-01	0.03
Chromium	3.55E-03	4.79E-02	8.17E-02	1.33E-01	0.01
Cobalt	1.58E-04	5.34E-05	9.11E-05	3.03E-04	0.00
Copper	2.63E-03	2.37E-03	4.04E-03	9.04E-03	0.00
Fluoride	5.48E-03	1.53E-03	2.60E-03	9.61E-03	0.00
Iron	6.87E-03	1.24E-02	2.11E-02	4.03E-02	0.00
Lead	2.14E+02	3.85E+02	6.56E+02	1.25E+03	99.80
Manganese	1.07E-02	7.25E-02	1.24E-01	2.07E-01	0.02
Mercury	1.50E-04	5.79E-04	9.88E-04	1.72E-03	0.00
Nickel	9.97E-04	9.97E-04	1.70E-03	3.69E-03	0.00
Silica					
Silver	1.40E-03	2.10E-03	3.58E-03	7.08E-03	0.00
Sulfate					
Tetraoxo-sulfate(1-)					
Thallium					
Uranium	1.40E-03	4.45E-04	7.59E-04	2.60E-03	0.00
Vanadium	1.61E-02	4.35E-01	7.43E-01	1.19E+00	0.09
Zinc	3.60E-04	4.86E-04	8.29E-04	1.67E-03	0.00
Benzene					
Bromodichloromethane	4.71E-05	7.53E-05	1.28E-04	2.51E-04	0.00
Chloroform	1.06E-04	1.28E-03	2.18E-03	3.56E-03	0.00
Dibromochloromethane	3.73E-05	6.54E-05	1.12E-04	2.14E-04	0.00
Ethanol					
Methylene chloride	2.68E-05	3.42E-05	5.84E-05	1.19E-04	0.00
Trichloroethene	2.12E-04	6.10E-03	1.04E-02	1.67E-02	0.00
Cesium-137					
Cobalt-60					
Radium-226					
Radon-222					
Technetium-99					
Pathway Total	2.14E+02	3.86E+02	6.58E+02	1.26E+03	
Fraction of Total	1.70E-01	3.07E-01	5.23E-01		

Table 5.4a Systemic toxicity from direct contact for the teen recreator (continued)

----- AREA_CODE=j MEDIA=McNairy Groundwater -----

Analyte	Direct ingestion	Dermal contact while swimming	Dermal contact while wading	Chemical Total	% of Total
Aluminum	7.60E-04	2.05E-03	3.50E-03	6.31E-03	0.75
Arsenic	1.06E-01	6.99E-02	1.19E-01	2.95E-01	35.08
Manganese	2.45E-02	1.65E-01	2.82E-01	4.71E-01	56.02
Molybdenum Sulfate	2.35E-02	1.67E-02	2.85E-02	6.86E-02	8.16
Pathway Total	1.55E-01	2.54E-01	4.33E-01	8.41E-01	
Fraction of Total	1.84E-01	3.02E-01	5.14E-01		

----- AREA_CODE=j MEDIA=RGa Groundwater -----

Analyte	Direct ingestion	Dermal contact while swimming	Dermal contact while wading	Chemical Total	% of Total
Aluminum	1.27E-03	3.42E-03	5.83E-03	1.05E-02	1.27
Arsenic	5.33E-03	3.51E-03	5.99E-03	1.48E-02	1.79
Iron	5.77E-03	1.04E-02	1.77E-02	3.39E-02	4.08
Manganese	1.91E-02	1.29E-01	2.20E-01	3.68E-01	44.31
Molybdenum Sulfate	9.24E-03	6.56E-03	1.12E-02	2.70E-02	3.25
Thallium					
Vanadium	5.08E-03	1.37E-01	2.34E-01	3.76E-01	45.30
Pathway Total	4.58E-02	2.90E-01	4.94E-01	8.30E-01	
Fraction of Total	5.52E-02	3.49E-01	5.96E-01		

----- AREA_CODE=k MEDIA=Other Groundwater -----

Analyte	Direct ingestion	Dermal contact while swimming	Dermal contact while wading	Chemical Total	% of Total
Aluminum	3.10E-03	8.38E-03	1.43E-02	2.58E-02	0.00
Ammonia as Nitrogen					
Antimony	4.87E-02	6.58E-01	1.12E+00	1.83E+00	0.05
Arsenic	3.36E-03	2.21E-03	3.77E-03	9.35E-03	0.00
Barium	5.13E-04	1.98E-03	3.37E-03	5.87E-03	0.00
Beryllium	1.11E-03	3.00E-02	5.11E-02	8.22E-02	0.00
Cadmium	1.19E-02	3.22E-01	5.49E-01	8.83E-01	0.03
Chromium	3.35E-03	4.53E-02	7.72E-02	1.26E-01	0.00
Cobalt	3.28E-04	1.11E-04	1.89E-04	6.27E-04	0.00
Fluoride	2.39E-03	6.66E-04	1.14E-03	4.19E-03	0.00
Iron	2.01E-01	3.62E-01	6.18E-01	1.18E+00	0.04
Kjeldahl Nitrogen					
Lead	5.72E+02	1.03E+03	1.75E+03	3.35E+03	99.80
Manganese	9.54E-02	6.44E-01	1.10E+00	1.84E+00	0.05
Mercury	1.34E-04	5.18E-04	8.83E-04	1.54E-03	0.00
Nickel	1.81E-03	1.81E-03	3.08E-03	6.69E-03	0.00
Nitrate as Nitrogen	3.18E-04	1.72E-04	2.93E-04	7.83E-04	0.00
Silica					
Strontium Sulfate Sulfide	3.76E-04	5.07E-04	8.65E-04	1.75E-03	0.00
Tetraoxo-sulfate(1-)					
Tin	3.24E-06	8.74E-06	1.49E-05	2.69E-05	0.00
Uranium	4.13E-04	1.31E-04	2.24E-04	7.67E-04	0.00

Table 5.4a Systemic toxicity from direct contact for the teen recreator (continued)

----- AREA_CODE=k MEDIA=Other Groundwater -----
(continued)

Analyte	Direct ingestion	Dermal contact while swimming	Dermal contact while wading	Chemical Total	% of Total
Vanadium	7.29E-03	1.97E-01	3.36E-01	5.40E-01	0.02
Zinc	1.21E-04	1.63E-04	2.79E-04	5.63E-04	0.00
1,1-Dichloroethane	6.27E-05	1.51E-04	2.57E-04	4.70E-04	0.00
1,1-Dichloroethene	1.11E-03	2.66E-03	4.53E-03	8.29E-03	0.00
1,2-Dichloroethene	3.95E-03	1.43E-03	2.43E-03	7.82E-03	0.00
Acetone	1.86E-04	3.45E-05	5.88E-05	2.80E-04	0.00
Di-n-butyl phthalate	2.07E-05	6.44E-04	1.10E-03	1.76E-03	0.00
Methylene chloride	2.76E-05	3.53E-05	6.02E-05	1.23E-04	0.00
Naphthalene	2.52E-04	5.86E-03	9.99E-03	1.61E-02	0.00
Phenanthrene					
Trichloroethene	2.02E-03	5.82E-02	9.92E-02	1.59E-01	0.00
Vinyl chloride					
cis-1,2-Dichloroethene	3.55E-03	9.58E-03	1.63E-02	2.95E-02	0.00
Neptunium-237					
Radium-226					
Radon-222					
Technetium-99					
Thorium-228					
Uranium-234					
Uranium-235					
Uranium-238					
Pathway Total	5.72E+02	1.03E+03	1.76E+03	3.36E+03	
Fraction of Total	1.70E-01	3.07E-01	5.23E-01		

----- AREA_CODE=l MEDIA=McNairy Groundwater -----

Analyte	Direct ingestion	Dermal contact while swimming	Dermal contact while wading	Chemical Total	% of Total
Aluminum	1.43E-04	3.86E-04	6.59E-04	1.19E-03	0.02
Antimony	8.73E-02	1.18E+00	2.01E+00	3.27E+00	60.07
Nitrate as Nitrogen	1.48E-04	8.01E-05	1.37E-04	3.65E-04	0.01
Silica					
Tetraoxo-sulfate(1-)					
Thallium					
Zinc	1.52E-04	2.06E-04	3.51E-04	7.08E-04	0.01
Trichloroethene	2.75E-02	7.93E-01	1.35E+00	2.17E+00	39.89
Technetium-99					
Pathway Total	1.15E-01	1.97E+00	3.36E+00	5.45E+00	
Fraction of Total	2.11E-02	3.62E-01	6.17E-01		

----- AREA_CODE=l MEDIA=Other Groundwater -----

Analyte	Direct ingestion	Dermal contact while swimming	Dermal contact while wading	Chemical Total	% of Total
Methylene chloride	3.11E-05	3.97E-05	6.77E-05	1.39E-04	100.0
Pathway Total	3.11E-05	3.97E-05	6.77E-05	1.39E-04	
Fraction of Total	2.24E-01	2.87E-01	4.89E-01		

Table 5.4a Systemic toxicity from direct contact for the teen recreator (continued)

----- AREA_CODE=1 MEDIA=RGa Groundwater -----

Analyte	Direct ingestion	Dermal contact while swimming	Dermal contact while wading	Chemical Total	% of Total
Aluminum	5.97E-04	1.61E-03	2.75E-03	4.96E-03	0.00
Arsenic	4.04E-03	2.66E-03	4.54E-03	1.12E-02	0.00
Barium	1.25E-03	4.81E-03	8.21E-03	1.43E-02	0.00
Beryllium	1.10E-03	2.98E-02	5.08E-02	8.18E-02	0.01
Cadmium	7.02E-03	1.89E-01	3.23E-01	5.19E-01	0.04
Chromium	7.05E-03	9.52E-02	1.62E-01	2.65E-01	0.02
Cobalt	1.60E-04	5.41E-05	9.22E-05	3.06E-04	0.00
Fluoride	1.51E-03	4.21E-04	7.17E-04	2.65E-03	0.00
Iron	6.57E-03	1.18E-02	2.02E-02	3.85E-02	0.00
Lead	1.84E+02	3.32E+02	5.66E+02	1.08E+03	93.45
Manganese	3.21E-03	2.16E-02	3.69E-02	6.18E-02	0.01
Mercury	3.73E-04	1.44E-03	2.45E-03	4.26E-03	0.00
Molybdenum	2.16E-03	1.53E-03	2.61E-03	6.30E-03	0.00
Nitrate as Nitrogen	3.26E-04	1.76E-04	3.00E-04	8.02E-04	0.00
Selenium	2.82E-04	1.73E-04	2.95E-04	7.50E-04	0.00
Silica					
Sulfate					
Tetraoxo-sulfate(1-)					
Thallium					
Tin	1.43E-04	3.87E-04	6.60E-04	1.19E-03	0.00
Uranium	5.82E-04	1.85E-04	3.15E-04	1.08E-03	0.00
Vanadium	2.37E-03	6.41E-02	1.09E-01	1.76E-01	0.02
Zinc	3.41E-05	4.60E-05	7.85E-05	1.59E-04	0.00
1,1,2-Trichloroethane	1.86E-04	5.22E-04	8.90E-04	1.60E-03	0.00
1,1-Dichloroethene	2.69E-03	6.47E-03	1.10E-02	2.02E-02	0.00
1,2-Dichloroethane					
Acetone	6.08E-05	1.12E-05	1.92E-05	9.12E-05	0.00
Bis(2-ethylhexyl)phthalate	3.73E-05	1.24E-03	2.11E-03	3.39E-03	0.00
Butyl benzyl phthalate	1.86E-06	5.89E-05	1.00E-04	1.61E-04	0.00
Carbon tetrachloride	8.52E-02	7.79E-01	1.33E+00	2.19E+00	0.19
Chlorobenzene	3.73E-05	1.33E-03	2.27E-03	3.64E-03	0.00
Chloroform	5.22E-04	6.27E-03	1.07E-02	1.75E-02	0.00
Di-n-butyl phthalate	4.92E-05	1.53E-03	2.61E-03	4.18E-03	0.00
Dimethylbenzene	1.41E-04	3.92E-03	6.69E-03	1.08E-02	0.00
Ethane					
Ethylbenzene	1.59E-03	3.27E-02	5.57E-02	9.00E-02	0.01
Ethylene					
Methylene chloride	7.76E-05	9.92E-05	1.69E-04	3.46E-04	0.00
Tetrachloroethene	1.19E-02	1.19E+00	2.03E+00	3.24E+00	0.28
Trichloroethene	8.66E-01	2.49E+01	4.25E+01	6.84E+01	5.90
Vinyl chloride					
cis-1,2-Dichloroethene	8.49E-02	2.29E-01	3.91E-01	7.05E-01	0.06
trans-1,2-Dichloroethene	2.24E-02	6.47E-03	1.10E-02	3.99E-02	0.00
Americium-241					
Cesium-137					
Cobalt-60					
Neptunium-237					
Plutonium-239					
Radium-226					
Radon-222					
Technetium-99					
Thorium-230					
Uranium-234					
Uranium-235					
Uranium-235/236					
Uranium-238					
Pathway Total	1.86E+02	3.60E+02	6.13E+02	1.16E+03	
Fraction of Total	1.60E-01	3.10E-01	5.29E-01		

Table 5.4a Systemic toxicity from direct contact for the teen recreator (continued)

----- AREA_CODE=1 MEDIA=UCRS Groundwater -----

Analyte	Direct ingestion	Dermal contact while swimming	Dermal contact while wading	Chemical Total	% of Total
Aluminum	9.82E-04	2.65E-03	4.52E-03	8.16E-03	0.00
Ammonia as Nitrogen					
Antimony	2.60E-02	3.51E-01	5.99E-01	9.76E-01	0.08
Arsenic	1.77E-02	1.16E-02	1.99E-02	4.92E-02	0.00
Barium	1.57E-03	6.05E-03	1.03E-02	1.79E-02	0.00
Beryllium	3.17E-04	8.55E-03	1.46E-02	2.35E-02	0.00
Cadmium	5.87E-03	1.59E-01	2.70E-01	4.35E-01	0.04
Chromium	4.27E-03	5.77E-02	9.84E-02	1.60E-01	0.01
Cobalt	1.50E-04	5.07E-05	8.65E-05	2.88E-04	0.00
Fluoride	1.43E-03	3.99E-04	6.80E-04	2.51E-03	0.00
Iron	5.92E-03	1.07E-02	1.82E-02	3.47E-02	0.00
Kjeldahl Nitrogen					
Lead	1.74E+02	3.12E+02	5.33E+02	1.02E+03	85.88
Manganese	4.25E-03	2.87E-02	4.89E-02	8.18E-02	0.01
Mercury	3.73E-04	1.44E-03	2.45E-03	4.26E-03	0.00
Molybdenum	7.45E-04	5.30E-04	9.03E-04	2.18E-03	0.00
Nickel	2.51E-03	2.51E-03	4.28E-03	9.30E-03	0.00
Nitrate as Nitrogen	1.97E-04	1.06E-04	1.81E-04	4.84E-04	0.00
Nitrate/Nitrite	4.88E-04	2.63E-04	4.49E-04	1.20E-03	0.00
Orthophosphate					
Selenium	1.94E-04	1.19E-04	2.03E-04	5.16E-04	0.00
Silica					
Strontium	8.00E-04	1.08E-03	1.84E-03	3.72E-03	0.00
Sulfate					
Sulfide					
Tetraoxo-sulfate(1-)					
Thallium					
Tin	1.62E-05	4.36E-05	7.44E-05	1.34E-04	0.00
Uranium	1.46E-03	4.63E-04	7.89E-04	2.71E-03	0.00
Vanadium	4.13E-03	1.11E-01	1.90E-01	3.06E-01	0.03
Zinc	2.25E-05	3.03E-05	5.17E-05	1.05E-04	0.00
1,1-Dichloroethene	8.28E-03	1.99E-02	3.39E-02	6.21E-02	0.01
1,2-Dichloroethane					
1,2-Dichloroethene	1.56E-04	5.65E-05	9.63E-05	3.09E-04	0.00
2,4-Dimethylphenol	8.20E-05	4.87E-03	8.31E-03	1.33E-02	0.00
Benzene					
Bis(2-ethylhexyl)phthalate	1.86E-05	6.20E-04	1.06E-03	1.70E-03	0.00
Chloroethane	7.64E-04	2.06E-03	3.52E-03	6.35E-03	0.00
Chloroform	6.34E-04	7.61E-03	1.30E-02	2.12E-02	0.00
Di-n-butyl phthalate	3.65E-06	1.13E-04	1.93E-04	3.10E-04	0.00
Dimethylbenzene	1.59E-04	4.41E-03	7.52E-03	1.21E-02	0.00
Ethane					
Ethylbenzene	1.79E-03	3.69E-02	6.29E-02	1.02E-01	0.01
Ethylene					
Fluorene	3.68E-05	4.88E-03	8.31E-03	1.32E-02	0.00
Isophorone	9.39E-06	2.23E-05	3.80E-05	6.97E-05	0.00
Methylene chloride	6.33E-05	8.10E-05	1.38E-04	2.83E-04	0.00
Naphthalene	2.63E-04	6.12E-03	1.04E-02	1.68E-02	0.00
Phenanthrene					
Trichloroethene	2.07E+00	5.97E+01	1.02E+02	1.64E+02	13.79
Vinyl chloride					
cis-1,2-Dichloroethene	1.83E-01	4.93E-01	8.41E-01	1.52E+00	0.13
trans-1,2-Dichloroethene	9.32E-03	2.69E-03	4.59E-03	1.66E-02	0.00
Americium-241					
Cobalt-60					
Neptunium-237					
Plutonium-239					
Radium-226					
Radon-222					
Technetium-99					

Table 5.4a Systemic toxicity from direct contact for the teen recreator (continued)

----- AREA_CODE=1 MEDIA=UCRS Groundwater -----
(continued)

Analyte	Direct ingestion	Dermal contact while swimming	Dermal contact while wading	Chemical Total	% of Total
Thorium-228					
Uranium-234					
Uranium-235					
Uranium-235/236					
Uranium-238					
Pathway Total	1.76E+02	3.73E+02	6.37E+02	1.19E+03	
Fraction of Total	1.48E-01	3.15E-01	5.37E-01		

----- AREA_CODE=m MEDIA=McNairy Groundwater -----

Analyte	Direct ingestion	Dermal contact while swimming	Dermal contact while wading	Chemical Total	% of Total
Aluminum	2.45E-04	6.61E-04	1.13E-03	2.03E-03	0.08
Arsenic	7.01E-03	4.61E-03	7.87E-03	1.95E-02	0.80
Barium	1.06E-03	4.08E-03	6.96E-03	1.21E-02	0.49
Beryllium	1.27E-03	3.43E-02	5.84E-02	9.39E-02	3.84
Cadmium	1.38E-02	3.72E-01	6.35E-01	1.02E+00	41.75
Chromium	1.03E-02	1.39E-01	2.36E-01	3.85E-01	15.76
Cobalt	1.87E-04	6.32E-05	1.08E-04	3.58E-04	0.01
Fluoride	1.69E-03	4.71E-04	8.04E-04	2.97E-03	0.12
Iron	3.74E-02	6.73E-02	1.15E-01	2.20E-01	8.98
Manganese	3.89E-03	2.62E-02	4.47E-02	7.48E-02	3.06
Mercury	4.26E-04	1.64E-03	2.80E-03	4.87E-03	0.20
Molybdenum	2.69E-03	1.91E-03	3.26E-03	7.87E-03	0.32
Nickel	7.82E-04	7.82E-04	1.33E-03	2.90E-03	0.12
Silica					
Sulfate					
Tetraoxo-sulfate(1-)					
Uranium	2.42E-04	7.69E-05	1.31E-04	4.50E-04	0.02
Vanadium	7.96E-03	2.15E-01	3.67E-01	5.90E-01	24.12
Zinc	4.89E-05	6.60E-05	1.13E-04	2.28E-04	0.01
Trichloroethene	9.41E-05	2.71E-03	4.62E-03	7.42E-03	0.30
Neptunium-237					
Plutonium-239					
Radium-226					
Radon-222					
Technetium-99					
Thorium-230					
Pathway Total	8.91E-02	8.71E-01	1.48E+00	2.44E+00	
Fraction of Total	3.64E-02	3.56E-01	6.07E-01		

----- AREA_CODE=m MEDIA=Other Groundwater -----

Analyte	Direct ingestion	Dermal contact while swimming	Dermal contact while wading	Chemical Total	% of Total
Aluminum	1.30E-03	3.51E-03	5.99E-03	1.08E-02	0.00
Ammonia as Nitrogen					
Antimony	3.33E-02	4.50E-01	7.67E-01	1.25E+00	0.05
Arsenic	3.29E-03	2.17E-03	3.69E-03	9.15E-03	0.00
Barium	5.40E-04	2.08E-03	3.55E-03	6.17E-03	0.00
Beryllium	5.09E-04	1.37E-02	2.34E-02	3.77E-02	0.00

Table 5.4a Systemic toxicity from direct contact for the teen recreator (continued)

----- AREA_CODE=m MEDIA=Other Groundwater -----
(continued)

Analyte	Direct ingestion	Dermal contact while swimming	Dermal contact while wading	Chemical Total	% of Total
Cadmium	1.19E-02	3.22E-01	5.49E-01	8.83E-01	0.03
Chromium	3.31E-03	4.47E-02	7.62E-02	1.24E-01	0.00
Cobalt	3.96E-04	1.34E-04	2.28E-04	7.57E-04	0.00
Fluoride	3.86E-03	1.07E-03	1.83E-03	6.76E-03	0.00
Iron	5.77E-02	1.04E-01	1.77E-01	3.38E-01	0.01
Kjeldahl Nitrogen					
Lead	4.57E+02	8.22E+02	1.40E+03	2.68E+03	99.85
Manganese	3.23E-02	2.18E-01	3.72E-01	6.22E-01	0.02
Mercury	2.25E-04	8.69E-04	1.48E-03	2.58E-03	0.00
Nickel	1.18E-03	1.18E-03	2.01E-03	4.37E-03	0.00
Nitrate as Nitrogen	4.77E-04	2.57E-04	4.39E-04	1.17E-03	0.00
Silica					
Strontium	3.76E-04	5.07E-04	8.65E-04	1.75E-03	0.00
Sulfate					
Sulfide					
Tetraoxo-sulfate(1-)					
Thallium					
Tin	3.24E-06	8.74E-06	1.49E-05	2.69E-05	0.00
Uranium	3.42E-04	1.09E-04	1.85E-04	6.36E-04	0.00
Vanadium	5.81E-03	1.57E-01	2.67E-01	4.30E-01	0.02
Zinc	5.68E-05	7.67E-05	1.31E-04	2.64E-04	0.00
1,1-Dichloroethane	6.20E-05	1.49E-04	2.54E-04	4.65E-04	0.00
1,1-Dichloroethene	1.09E-03	2.62E-03	4.47E-03	8.19E-03	0.00
1,2-Dichloroethene	3.95E-03	1.43E-03	2.43E-03	7.82E-03	0.00
Acetone	1.86E-04	3.45E-05	5.88E-05	2.80E-04	0.00
Di-n-butyl phthalate	2.07E-05	6.44E-04	1.10E-03	1.76E-03	0.00
Methylene chloride	2.76E-05	3.53E-05	6.02E-05	1.23E-04	0.00
Naphthalene	2.52E-04	5.86E-03	9.99E-03	1.61E-02	0.00
Phenanthrene					
Trichloroethene	1.51E-03	4.34E-02	7.40E-02	1.19E-01	0.00
Vinyl chloride					
cis-1,2-Dichloroethene	3.36E-03	9.07E-03	1.55E-02	2.79E-02	0.00
Neptunium-237					
Radium-226					
Radon-222					
Technetium-99					
Thorium-228					
Thorium-230					
Uranium-234					
Uranium-235					
Uranium-238					
Pathway Total	4.57E+02	8.24E+02	1.40E+03	2.69E+03	
Fraction of Total	1.70E-01	3.07E-01	5.23E-01		

----- AREA_CODE=m MEDIA=RGa Groundwater -----

Analyte	Direct ingestion	Dermal contact while swimming	Dermal contact while wading	Chemical Total	% of Total
Aluminum	2.91E-04	7.87E-04	1.34E-03	2.42E-03	0.00
Antimony	7.35E-02	9.93E-01	1.69E+00	2.76E+00	0.25
Arsenic	3.27E-03	2.15E-03	3.67E-03	9.10E-03	0.00
Barium	5.22E-04	2.01E-03	3.43E-03	5.97E-03	0.00
Beryllium	1.33E-03	3.60E-02	6.14E-02	9.87E-02	0.01
Bicarbonate					
Boron	1.09E-03	3.28E-04	5.60E-04	1.98E-03	0.00

Table 5.4a Systemic toxicity from direct contact for the teen recreator (continued)

----- AREA_CODE=m MEDIA=RGA Groundwater -----
(continued)

Analyte	Direct ingestion	Dermal contact while swimming	Dermal contact while wading	Chemical Total	% of Total
Cadmium	7.45E-03	2.01E-01	3.43E-01	5.52E-01	0.05
Cerium					
Chromium	2.24E-02	3.03E-01	5.16E-01	8.41E-01	0.07
Cobalt	1.76E-04	5.95E-05	1.01E-04	3.37E-04	0.00
Copper	2.73E-04	2.46E-04	4.19E-04	9.38E-04	0.00
Fluoride	1.04E-03	2.91E-04	4.96E-04	1.83E-03	0.00
Gallium					
Iron	3.08E-03	5.54E-03	9.45E-03	1.81E-02	0.00
Lead	1.90E+02	3.42E+02	5.83E+02	1.11E+03	99.13
Lithium	7.45E-04	2.52E-04	4.29E-04	1.43E-03	0.00
Manganese	8.57E-04	5.78E-03	9.86E-03	1.65E-02	0.00
Mercury	1.54E-04	5.94E-04	1.01E-03	1.76E-03	0.00
Molybdenum	2.14E-03	1.52E-03	2.59E-03	6.24E-03	0.00
Nickel	1.21E-03	1.21E-03	2.07E-03	4.50E-03	0.00
Nitrate as Nitrogen	2.30E-04	1.24E-04	2.12E-04	5.66E-04	0.00
Selenium	1.89E-04	1.16E-04	1.98E-04	5.03E-04	0.00
Silica					
Silver	1.70E-03	2.56E-03	4.36E-03	8.62E-03	0.00
Sulfate					
Tetraoxo-sulfate(1-)					
Thallium					
Thorium					
Titanium					
Uranium	1.43E-04	4.54E-05	7.74E-05	2.66E-04	0.00
Vanadium	3.36E-03	9.08E-02	1.55E-01	2.49E-01	0.02
Zinc	7.00E-05	9.45E-05	1.61E-04	3.26E-04	0.00
Zirconium					
1,1-Dichloroethene	8.28E-04	1.99E-03	3.39E-03	6.21E-03	0.00
1,2-Dichlorobenzene	2.36E-07	4.86E-06	8.29E-06	1.34E-05	0.00
1,2-Dichloroethene	8.07E-05	2.91E-05	4.97E-05	1.60E-04	0.00
1,3,5-Trimethylbenzene	1.49E-06	1.23E-04	2.09E-04	3.33E-04	0.00
1,4-Dichlorobenzene					
2-Butanone	7.16E-06	2.63E-06	4.49E-06	1.43E-05	0.00
4-Bromofluorobenzene					
4-Methyl-2-pentanone	4.21E-05	4.69E-05	7.99E-05	1.69E-04	0.00
Acetone	4.18E-05	7.75E-06	1.32E-05	6.28E-05	0.00
Acrylonitrile	3.73E-03	1.76E-03	3.00E-03	8.49E-03	0.00
Benzene					
Bis(2-ethylhexyl)phthalate	1.11E-04	3.70E-03	6.32E-03	1.01E-02	0.00
Bromomethane	2.66E-04	3.14E-04	5.36E-04	1.12E-03	0.00
Carbazole					
Carbon tetrachloride	3.19E-04	2.92E-03	4.98E-03	8.22E-03	0.00
Chloroform	7.45E-05	8.96E-04	1.53E-03	2.50E-03	0.00
Chloromethane					
Chrysene					
Di-n-butyl phthalate	2.22E-05	6.89E-04	1.17E-03	1.89E-03	0.00
Dimethylbenzene	1.12E-06	3.11E-05	5.30E-05	8.52E-05	0.00
Ethanol					
Ethylbenzene	3.73E-06	7.68E-05	1.31E-04	2.11E-04	0.00
Methylene chloride	2.24E-05	2.86E-05	4.88E-05	9.98E-05	0.00
PCB-1254	7.88E-03	8.19E-01	1.40E+00	2.22E+00	0.20
Polychlorinated biphenyl					
Tetrachloroethene	7.45E-05	7.45E-03	1.27E-02	2.02E-02	0.00
Trichloroethene	3.63E-02	1.05E+00	1.78E+00	2.87E+00	0.26
Vinyl chloride					
cis-1,2-Dichloroethene	8.20E-04	2.21E-03	3.78E-03	6.81E-03	0.00
m,p-Xylene	1.02E-08	2.83E-07	4.82E-07	7.75E-07	0.00
trans-1,2-Dichloroethene	9.32E-05	2.69E-05	4.59E-05	1.66E-04	0.00
trans-1,3-Dichloropropene					

Table 5.4a Systemic toxicity from direct contact for the teen recreator (continued)

----- AREA_CODE=m MEDIA=RGa Groundwater -----
(continued)

Analyte	Direct ingestion	Dermal contact while swimming	Dermal contact while wading	Chemical Total	% of Total
Americium-241					
Cesium-137					
Cobalt-60					
Neptunium-237					
Plutonium-239					
Radium-226					
Radon-222					
Technetium-99					
Thorium-230					
Pathway Total	1.90E+02	3.45E+02	5.89E+02	1.12E+03	
Fraction of Total	1.69E-01	3.07E-01	5.24E-01		

----- AREA_CODE=m MEDIA=UCRS Groundwater -----

Analyte	Direct ingestion	Dermal contact while swimming	Dermal contact while wading	Chemical Total	% of Total
Aluminum	1.25E-03	3.38E-03	5.77E-03	1.04E-02	0.00
Antimony	5.36E-02	7.23E-01	1.23E+00	2.01E+00	0.18
Arsenic	4.98E-03	3.28E-03	5.59E-03	1.38E-02	0.00
Barium	1.50E-03	5.78E-03	9.86E-03	1.71E-02	0.00
Cadmium	7.52E-03	2.03E-01	3.46E-01	5.57E-01	0.05
Chromium	3.67E-03	4.95E-02	8.45E-02	1.38E-01	0.01
Cobalt	1.64E-04	5.53E-05	9.43E-05	3.13E-04	0.00
Copper	1.22E-03	1.10E-03	1.87E-03	4.19E-03	0.00
Fluoride	4.06E-03	1.13E-03	1.93E-03	7.11E-03	0.00
Iron	5.14E-03	9.25E-03	1.58E-02	3.02E-02	0.00
Lead	1.92E+02	3.45E+02	5.89E+02	1.13E+03	99.67
Manganese	1.66E-03	1.12E-02	1.91E-02	3.20E-02	0.00
Mercury	1.43E-04	5.51E-04	9.40E-04	1.63E-03	0.00
Nickel	1.15E-03	1.15E-03	1.97E-03	4.28E-03	0.00
Nitrate as Nitrogen	3.02E-04	1.63E-04	2.78E-04	7.43E-04	0.00
Silica					
Silver	1.54E-03	2.31E-03	3.93E-03	7.77E-03	0.00
Sulfate					
Tetraoxo-sulfate(1-)					
Thallium					
Uranium	7.89E-03	2.51E-03	4.27E-03	1.47E-02	0.00
Vanadium	1.21E-02	3.26E-01	5.56E-01	8.95E-01	0.08
Zinc	2.01E-04	2.71E-04	4.63E-04	9.35E-04	0.00
Benzene					
Bromodichloromethane	1.68E-04	2.68E-04	4.57E-04	8.93E-04	0.00
Chloroform	4.00E-04	4.81E-03	8.20E-03	1.34E-02	0.00
Dibromochloromethane	3.73E-05	6.54E-05	1.12E-04	2.14E-04	0.00
Ethanol					
Methylene chloride	2.64E-05	3.37E-05	5.75E-05	1.18E-04	0.00
Trichloroethene	2.33E-04	6.72E-03	1.15E-02	1.84E-02	0.00
Cesium-137					
Cobalt-60					
Neptunium-237					
Plutonium-239					
Radium-226					
Radon-222					
Technetium-99					
Pathway Total	1.92E+02	3.47E+02	5.91E+02	1.13E+03	
Fraction of Total	1.70E-01	3.07E-01	5.23E-01		

Table 5.4a Systemic toxicity from direct contact for the teen recreator (continued)

----- AREA_CODE=n MEDIA=McNairy Groundwater -----

Analyte	Direct ingestion	Dermal contact while swimming	Dermal contact while wading	Chemical Total	% of Total
Aluminum	5.75E-04	1.55E-03	2.65E-03	4.78E-03	0.09
Antimony	7.61E-02	1.03E+00	1.75E+00	2.86E+00	50.91
Arsenic	5.81E-03	3.83E-03	6.53E-03	1.62E-02	0.29
Barium	1.00E-03	3.87E-03	6.59E-03	1.15E-02	0.20
Beryllium	1.28E-03	3.45E-02	5.89E-02	9.47E-02	1.69
Cadmium	1.42E-02	3.84E-01	6.55E-01	1.05E+00	18.76
Chromium	3.96E-03	5.34E-02	9.11E-02	1.49E-01	2.65
Cobalt	1.85E-04	6.25E-05	1.07E-04	3.54E-04	0.01
Fluoride	1.48E-03	4.12E-04	7.02E-04	2.59E-03	0.05
Iron	1.11E-02	2.00E-02	3.41E-02	6.52E-02	1.16
Manganese	3.08E-03	2.08E-02	3.55E-02	5.94E-02	1.06
Mercury	2.99E-04	1.15E-03	1.97E-03	3.42E-03	0.06
Molybdenum	2.60E-03	1.84E-03	3.15E-03	7.59E-03	0.14
Nickel	7.88E-04	7.88E-04	1.34E-03	2.92E-03	0.05
Nitrate as Nitrogen	1.31E-04	7.10E-05	1.21E-04	3.24E-04	0.01
Silica					
Sulfate					
Tetraoxo-sulfate(1-)					
Thallium					
Uranium	2.09E-04	6.64E-05	1.13E-04	3.89E-04	0.01
Vanadium	6.31E-03	1.70E-01	2.91E-01	4.67E-01	8.32
Zinc	7.89E-05	1.06E-04	1.82E-04	3.67E-04	0.01
Trichloroethene	1.04E-02	2.98E-01	5.09E-01	8.17E-01	14.56
Neptunium-237					
Plutonium-239					
Radium-226					
Radon-222					
Technetium-99					
Thorium-230					
Pathway Total	1.40E-01	2.02E+00	3.45E+00	5.61E+00	
Fraction of Total	2.49E-02	3.60E-01	6.15E-01		

----- AREA_CODE=n MEDIA=Other Groundwater -----

Analyte	Direct ingestion	Dermal contact while swimming	Dermal contact while wading	Chemical Total	% of Total
Aluminum	1.30E-03	3.51E-03	5.99E-03	1.08E-02	0.00
Ammonia as Nitrogen					
Antimony	3.33E-02	4.50E-01	7.67E-01	1.25E+00	0.05
Arsenic	3.29E-03	2.17E-03	3.69E-03	9.15E-03	0.00
Barium	5.40E-04	2.08E-03	3.55E-03	6.17E-03	0.00
Beryllium	5.09E-04	1.37E-02	2.34E-02	3.77E-02	0.00
Cadmium	1.19E-02	3.22E-01	5.49E-01	8.83E-01	0.03
Chromium	3.31E-03	4.47E-02	7.62E-02	1.24E-01	0.00
Cobalt	3.96E-04	1.34E-04	2.28E-04	7.57E-04	0.00
Fluoride	3.86E-03	1.07E-03	1.83E-03	6.76E-03	0.00
Iron	5.77E-02	1.04E-01	1.77E-01	3.38E-01	0.01
Kjeldahl Nitrogen					
Lead	4.57E+02	8.22E+02	1.40E+03	2.68E+03	99.85
Manganese	3.23E-02	2.18E-01	3.72E-01	6.22E-01	0.02
Mercury	2.25E-04	8.69E-04	1.48E-03	2.58E-03	0.00
Nickel	1.18E-03	1.18E-03	2.01E-03	4.37E-03	0.00
Nitrate as Nitrogen	4.77E-04	2.57E-04	4.39E-04	1.17E-03	0.00
Silica					
Strontium	3.76E-04	5.07E-04	8.65E-04	1.75E-03	0.00
Sulfate					

Table 5.4a Systemic toxicity from direct contact for the teen recreator (continued)

----- AREA_CODE=n MEDIA=Other Groundwater -----
(continued)

Analyte	Direct ingestion	Dermal contact while swimming	Dermal contact while wading	Chemical Total	% of Total
Sulfide					
Tetraoxo-sulfate(1-)					
Thallium					
Tin	3.24E-06	8.74E-06	1.49E-05	2.69E-05	0.00
Uranium	3.42E-04	1.09E-04	1.85E-04	6.36E-04	0.00
Vanadium	5.81E-03	1.57E-01	2.67E-01	4.30E-01	0.02
Zinc	5.68E-05	7.67E-05	1.31E-04	2.64E-04	0.00
1,1-Dichloroethane	6.13E-05	1.47E-04	2.51E-04	4.60E-04	0.00
1,1-Dichloroethene	1.08E-03	2.59E-03	4.42E-03	8.09E-03	0.00
1,2-Dichloroethene	3.35E-03	1.21E-03	2.06E-03	6.61E-03	0.00
Acetone	1.86E-04	3.45E-05	5.88E-05	2.80E-04	0.00
Di-n-butyl phthalate	2.07E-05	6.44E-04	1.10E-03	1.76E-03	0.00
Methylene chloride	2.64E-05	3.37E-05	5.75E-05	1.18E-04	0.00
Naphthalene	2.52E-04	5.86E-03	9.99E-03	1.61E-02	0.00
Phenanthrene					
Trichloroethene	1.50E-03	4.31E-02	7.34E-02	1.18E-01	0.00
Vinyl chloride					
cis-1,2-Dichloroethene	3.36E-03	9.07E-03	1.55E-02	2.79E-02	0.00
Neptunium-237					
Radium-226					
Radon-222					
Technetium-99					
Thorium-228					
Thorium-230					
Uranium-234					
Uranium-235					
Uranium-238					
Pathway Total	4.57E+02	8.24E+02	1.40E+03	2.69E+03	
Fraction of Total	1.70E-01	3.07E-01	5.23E-01		

----- AREA_CODE=n MEDIA=RGa Groundwater -----

Analyte	Direct ingestion	Dermal contact while swimming	Dermal contact while wading	Chemical Total	% of Total
Aluminum	3.89E-04	1.05E-03	1.79E-03	3.23E-03	0.00
Antimony	7.16E-02	9.66E-01	1.65E+00	2.69E+00	0.24
Arsenic	3.57E-03	2.35E-03	4.00E-03	9.92E-03	0.00
Barium	5.25E-04	2.02E-03	3.45E-03	6.00E-03	0.00
Beryllium	1.26E-03	3.40E-02	5.79E-02	9.31E-02	0.01
Bicarbonate					
Boron	1.09E-03	3.28E-04	5.60E-04	1.98E-03	0.00
Cadmium	7.09E-03	1.91E-01	3.26E-01	5.25E-01	0.05
Cerium					
Chromium	1.53E-02	2.06E-01	3.51E-01	5.72E-01	0.05
Cobalt	1.71E-04	5.76E-05	9.82E-05	3.26E-04	0.00
Copper	2.39E-04	2.15E-04	3.67E-04	8.21E-04	0.00
Fluoride	1.21E-03	3.36E-04	5.73E-04	2.11E-03	0.00
Gallium					
Iron	3.95E-03	7.11E-03	1.21E-02	2.32E-02	0.00
Lead	1.84E+02	3.31E+02	5.64E+02	1.08E+03	95.97
Lithium	7.45E-04	2.52E-04	4.29E-04	1.43E-03	0.00
Manganese	1.76E-03	1.19E-02	2.02E-02	3.39E-02	0.00
Mercury	3.48E-04	1.34E-03	2.29E-03	3.98E-03	0.00
Molybdenum	2.12E-03	1.51E-03	2.57E-03	6.20E-03	0.00
Nickel	1.18E-03	1.18E-03	2.02E-03	4.38E-03	0.00

Table 5.4a Systemic toxicity from direct contact for the teen recreator (continued)

----- AREA_CODE=n MEDIA=RGA Groundwater -----
(continued)

Analyte	Direct ingestion	Dermal contact while swimming	Dermal contact while wading	Chemical Total	% of Total
Nitrate as Nitrogen	2.56E-04	1.38E-04	2.35E-04	6.29E-04	0.00
Selenium	2.30E-04	1.41E-04	2.40E-04	6.11E-04	0.00
Silica					
Silver	1.73E-03	2.60E-03	4.43E-03	8.76E-03	0.00
Sulfate					
Tetraoxo-sulfate(1-)					
Thallium					
Thorium					
Tin	2.48E-05	6.70E-05	1.14E-04	2.06E-04	0.00
Titanium					
Uranium	3.28E-04	1.04E-04	1.78E-04	6.11E-04	0.00
Vanadium	3.11E-03	8.39E-02	1.43E-01	2.30E-01	0.02
Zinc	6.00E-05	8.10E-05	1.38E-04	2.79E-04	0.00
Zirconium					
1,1,2-Trichloroethane	1.86E-04	5.22E-04	8.90E-04	1.60E-03	0.00
1,1-Dichloroethene	2.69E-03	6.47E-03	1.10E-02	2.02E-02	0.00
1,2-Dichlorobenzene	2.36E-07	4.86E-06	8.29E-06	1.34E-05	0.00
1,2-Dichloroethane					
1,2-Dichloroethene	7.44E-05	2.69E-05	4.59E-05	1.47E-04	0.00
1,3,5-Trimethylbenzene	1.49E-06	1.23E-04	2.09E-04	3.33E-04	0.00
1,4-Dichlorobenzene					
2-Butanone	5.86E-05	2.15E-05	3.67E-05	1.17E-04	0.00
4-Bromofluorobenzene					
4-Methyl-2-pentanone	7.92E-05	8.82E-05	1.50E-04	3.18E-04	0.00
Acetone	3.49E-04	6.46E-05	1.10E-04	5.24E-04	0.00
Acrylonitrile	3.73E-03	1.76E-03	3.00E-03	8.49E-03	0.00
Benzene					
Bis(2-ethylhexyl)phthalate	1.01E-04	3.36E-03	5.72E-03	9.18E-03	0.00
Bromomethane	2.66E-04	3.14E-04	5.36E-04	1.12E-03	0.00
Butyl benzyl phthalate	1.86E-06	5.89E-05	1.00E-04	1.61E-04	0.00
Carbazole					
Carbon tetrachloride	8.52E-02	7.79E-01	1.33E+00	2.19E+00	0.19
Chlorobenzene	3.73E-05	1.33E-03	2.27E-03	3.64E-03	0.00
Chloroform	5.22E-04	6.27E-03	1.07E-02	1.75E-02	0.00
Chloromethane					
Chrysene					
Di-n-butyl phthalate	3.66E-05	1.14E-03	1.94E-03	3.11E-03	0.00
Dimethylbenzene	6.06E-05	1.68E-03	2.87E-03	4.62E-03	0.00
Ethane					
Ethanol					
Ethylbenzene	6.90E-04	1.42E-02	2.43E-02	3.92E-02	0.00
Ethylene					
Methylene chloride	2.73E-04	3.49E-04	5.95E-04	1.22E-03	0.00
PCB-1254	8.32E-03	8.64E-01	1.47E+00	2.35E+00	0.21
Polychlorinated biphenyl					
Tetrachloroethene	1.19E-02	1.19E+00	2.03E+00	3.24E+00	0.29
Trichloroethene	4.17E-01	1.20E+01	2.05E+01	3.29E+01	2.93
Vinyl chloride					
cis-1,2-Dichloroethene	3.46E-02	9.33E-02	1.59E-01	2.87E-01	0.03
m,p-Xylene	1.81E-08	5.03E-07	8.58E-07	1.38E-06	0.00
trans-1,2-Dichloroethene	1.66E-02	4.79E-03	8.17E-03	2.95E-02	0.00
trans-1,3-Dichloropropene					
Americium-241					
Cesium-137					
Cobalt-60					
Neptunium-237					
Plutonium-239					
Radium-226					
Radon-222					

Table 5.4a Systemic toxicity from direct contact for the teen recreator (continued)

----- AREA_CODE=n MEDIA=RGA Groundwater -----
(continued)

Analyte	Direct ingestion	Dermal contact while swimming	Dermal contact while wading	Chemical Total	% of Total
Technetium-99					
Thorium-230					
Uranium-234					
Uranium-235					
Uranium-235/236					
Uranium-238					
Pathway Total	1.85E+02	3.48E+02	5.93E+02	1.12E+03	
Fraction of Total	1.64E-01	3.09E-01	5.27E-01		

----- AREA_CODE=n MEDIA=UCRS Groundwater -----

Analyte	Direct ingestion	Dermal contact while swimming	Dermal contact while wading	Chemical Total	% of Total
Aluminum	9.70E-04	2.62E-03	4.47E-03	8.06E-03	0.00
Ammonia as Nitrogen					
Antimony	4.63E-02	6.25E-01	1.07E+00	1.74E+00	0.15
Arsenic	1.51E-02	9.93E-03	1.69E-02	4.19E-02	0.00
Barium	1.48E-03	5.71E-03	9.74E-03	1.69E-02	0.00
Beryllium	3.17E-04	8.55E-03	1.46E-02	2.35E-02	0.00
Cadmium	5.98E-03	1.61E-01	2.75E-01	4.43E-01	0.04
Chromium	4.11E-03	5.55E-02	9.46E-02	1.54E-01	0.01
Cobalt	1.52E-04	5.15E-05	8.78E-05	2.92E-04	0.00
Copper	4.52E-04	4.07E-04	6.93E-04	1.55E-03	0.00
Fluoride	2.75E-03	7.65E-04	1.30E-03	4.82E-03	0.00
Iron	5.20E-03	9.35E-03	1.59E-02	3.05E-02	0.00
Kjeldahl Nitrogen					
Lead	1.80E+02	3.23E+02	5.52E+02	1.05E+03	89.19
Manganese	6.41E-03	4.33E-02	7.38E-02	1.24E-01	0.01
Mercury	6.21E-04	2.40E-03	4.09E-03	7.10E-03	0.00
Molybdenum	7.45E-04	5.30E-04	9.03E-04	2.18E-03	0.00
Nickel	2.00E-03	2.00E-03	3.42E-03	7.43E-03	0.00
Nitrate as Nitrogen	1.87E-04	1.01E-04	1.72E-04	4.59E-04	0.00
Nitrate/Nitrite	4.88E-04	2.63E-04	4.49E-04	1.20E-03	0.00
Orthophosphate					
Selenium	1.92E-04	1.18E-04	2.01E-04	5.12E-04	0.00
Silica					
Silver	1.57E-03	2.36E-03	4.02E-03	7.94E-03	0.00
Strontium	8.00E-04	1.08E-03	1.84E-03	3.72E-03	0.00
Sulfate					
Sulfide					
Tetraoxo-sulfate(1-)					
Thallium					
Tin	1.62E-05	4.36E-05	7.44E-05	1.34E-04	0.00
Uranium	2.98E-03	9.48E-04	1.62E-03	5.55E-03	0.00
Vanadium	4.28E-03	1.16E-01	1.97E-01	3.17E-01	0.03
Zinc	6.52E-05	8.81E-05	1.50E-04	3.04E-04	0.00
1,1-Dichloroethene	8.28E-03	1.99E-02	3.39E-02	6.21E-02	0.01
1,2-Dichloroethane					
1,2-Dichloroethene	2.53E-04	9.14E-05	1.56E-04	5.00E-04	0.00
2,4-Dimethylphenol	8.20E-05	4.87E-03	8.31E-03	1.33E-02	0.00
Benzene					
Bis(2-ethylhexyl)phthalate	1.86E-05	6.20E-04	1.06E-03	1.70E-03	0.00
Bromodichloromethane	1.68E-04	2.68E-04	4.57E-04	8.93E-04	0.00
Chloroethane	6.44E-05	1.74E-04	2.97E-04	5.35E-04	0.00
Chloroform	8.95E-04	1.07E-02	1.83E-02	3.00E-02	0.00

Table 5.4a Systemic toxicity from direct contact for the teen recreator (continued)

----- AREA_CODE=n MEDIA=UCRS Groundwater -----
 (continued)

Analyte	Direct ingestion	Dermal contact while swimming	Dermal contact while wading	Chemical Total	% of Total
Di-n-butyl phthalate	3.65E-06	1.13E-04	1.93E-04	3.10E-04	0.00
Dibromochloromethane	3.73E-05	6.54E-05	1.12E-04	2.14E-04	0.00
Dimethylbenzene	1.12E-04	3.10E-03	5.29E-03	8.50E-03	0.00
Ethane					
Ethanol					
Ethylbenzene	1.26E-03	2.60E-02	4.44E-02	7.17E-02	0.01
Ethylene					
Fluorene	3.68E-05	4.88E-03	8.31E-03	1.32E-02	0.00
Isophorone	9.39E-06	2.23E-05	3.80E-05	6.97E-05	0.00
Methylene chloride	2.80E-05	3.58E-05	6.10E-05	1.25E-04	0.00
Naphthalene	2.63E-04	6.12E-03	1.04E-02	1.68E-02	0.00
Phenanthrene					
Trichloroethene	1.56E+00	4.51E+01	7.68E+01	1.23E+02	10.44
Vinyl chloride					
cis-1,2-Dichloroethene	1.43E-01	3.87E-01	6.60E-01	1.19E+00	0.10
trans-1,2-Dichloroethene	9.32E-03	2.69E-03	4.59E-03	1.66E-02	0.00
Americium-241					
Cesium-137					
Cobalt-60					
Neptunium-237					
Plutonium-239					
Radium-226					
Radon-222					
Technetium-99					
Thorium-228					
Uranium-234					
Uranium-235					
Uranium-235/236					
Uranium-238					
Pathway Total	1.82E+02	3.70E+02	6.31E+02	1.18E+03	
Fraction of Total	1.54E-01	3.13E-01	5.34E-01		

Table 5.4b Systemic toxicity from biota consumption for the teen recreator

----- AREA_CODE=a MEDIA=RGA Groundwater -----

Analyte	Ingestion of fish	Ingestion of venison	Ingestion of rabbit	Ingestion of quail	Chemical Total	% of Total
Aluminum		3.88E-06	3.20E-08	1.94E-09	3.92E-06	0.00
Arsenic		6.11E-05	5.03E-07	3.04E-08	6.16E-05	0.00
Barium	3.62E-03	1.01E-06	8.30E-09	2.26E-08	3.62E-03	0.00
Chromium	1.37E+00	3.43E-04	2.83E-06	1.71E-07	1.37E+00	0.10
Fluoride						
Iron	6.76E-01	3.76E-04	3.09E-06	9.37E-06	6.76E-01	0.05
Manganese	2.09E-01	1.45E-06	1.20E-08	7.24E-08	2.09E-01	0.01
Tetraoxo-sulfate(1-)						
Thallium						
Vanadium	9.82E-02	1.37E-04	1.12E-06	6.81E-08	9.84E-02	0.01
Zinc	2.84E-02	1.58E-05	1.30E-07	5.51E-07	2.84E-02	0.00
1,1-Dichloroethene	1.70E-02	1.08E-08	8.92E-11		1.70E-02	0.00
Carbon tetrachloride	7.34E+00	8.15E-06	6.71E-08		7.34E+00	0.52
Chloroform	1.81E-03	1.29E-09	1.06E-11		1.81E-03	0.00
Tetrachloroethene	5.94E-01	5.90E-07	4.86E-09		5.94E-01	0.04
Trichloroethene	1.39E+03	1.24E-03	1.02E-05		1.39E+03	99.26
cis-1,2-Dichloroethene	7.76E-02	5.23E-08	4.31E-10		7.76E-02	0.01
trans-1,2-Dichloroethene	4.75E-03	1.46E-09	1.20E-11		4.75E-03	0.00
Cesium-137						
Neptunium-237						
Technetium-99						
Thorium-230						
Pathway Total	1.40E+03	2.19E-03	1.80E-05	1.03E-05	1.40E+03	
Fraction of Total	1.00E+00	1.56E-06	1.28E-08	7.32E-09		

----- AREA_CODE=a MEDIA=UCRS Groundwater -----

Analyte	Ingestion of fish	Ingestion of venison	Ingestion of rabbit	Ingestion of quail	Chemical Total	% of Total
Aluminum		8.79E-06	7.24E-08	4.38E-09	8.87E-06	0.00
Antimony	3.23E+00	7.19E-06	5.92E-08	3.58E-09	3.23E+00	0.00
Arsenic		4.75E-05	3.92E-07	2.37E-08	4.80E-05	0.00
Barium	1.26E-03	3.52E-07	2.90E-09	7.89E-09	1.26E-03	0.00
Beryllium	1.29E-02	7.16E-07	5.90E-09	3.57E-10	1.29E-02	0.00
Chromium	4.39E-01	1.10E-04	9.04E-07	5.47E-08	4.39E-01	0.00
Cobalt	4.63E-03	8.59E-09	7.07E-11	8.56E-08	4.63E-03	0.00
Iron	1.04E+00	5.78E-04	4.76E-06	1.44E-05	1.04E+00	0.00
Lead	9.59E+04	7.11E-01	5.85E-03	3.55E-04	9.59E+04	99.73
Manganese	7.61E-02	5.29E-07	4.36E-09	2.64E-08	7.61E-02	0.00
Nickel	2.10E-01	5.84E-05	4.81E-07		2.10E-01	0.00
Silica						
Tetraoxo-sulfate(1-)						
Uranium	2.47E-02	4.12E-06	3.40E-08	6.85E-06	2.47E-02	0.00
Vanadium	6.31E-02	8.77E-05	7.22E-07	4.37E-08	6.32E-02	0.00
Zinc	3.07E-02	1.71E-05	1.41E-07	5.97E-07	3.08E-02	0.00
1,1-Dichloroethene	1.13E-03	7.22E-10	5.95E-12		1.13E-03	0.00
Bis(2-ethylhexyl)phthalate	7.22E-02	2.56E-07	2.11E-09		7.22E-02	0.00
Chloroform	1.17E-02	8.37E-09	6.89E-11		1.17E-02	0.00
Trichloroethene	2.52E+02	2.24E-04	1.84E-06		2.52E+02	0.26
cis-1,2-Dichloroethene	9.86E-02	6.65E-08	5.48E-10		9.86E-02	0.00
trans-1,2-Dichloroethene	1.36E-03	4.20E-10	3.46E-12		1.36E-03	0.00
Neptunium-237						
Radon-222						
Technetium-99						
Pathway Total	9.61E+04	7.12E-01	5.86E-03	3.77E-04	9.61E+04	
Fraction of Total	1.00E+00	7.41E-06	6.10E-08	3.92E-09		

Table 5.4b Systemic toxicity from biota consumption for the teen recreator (continued)

----- AREA_CODE=b MEDIA=McNairy Groundwater -----

Analyte	Ingestion of fish	Ingestion of venison	Ingestion of rabbit	Ingestion of quail	Chemical Total	% of Total
Aluminum		3.25E-06	2.68E-08	1.62E-09	3.28E-06	0.00
Antimony	1.24E+01	2.76E-05	2.27E-07	1.37E-08	1.24E+01	87.21
Nitrate as Nitrogen						
Silica						
Tetraoxo-sulfate(1-)						
Trichloroethene	1.82E+00	1.62E-06	1.33E-08		1.82E+00	12.79
Technetium-99						
Pathway Total	1.42E+01	3.24E-05	2.67E-07	1.54E-08	1.42E+01	
Fraction of Total	1.00E+00	2.28E-06	1.88E-08	1.08E-09		

----- AREA_CODE=b MEDIA=RGa Groundwater -----

Analyte	Ingestion of fish	Ingestion of venison	Ingestion of rabbit	Ingestion of quail	Chemical Total	% of Total
Aluminum		5.89E-06	4.85E-08	2.94E-09	5.94E-06	0.00
Arsenic		5.74E-05	4.73E-07	2.86E-08	5.79E-05	0.00
Barium	5.76E-03	1.60E-06	1.32E-08	3.59E-08	5.76E-03	0.00
Beryllium	1.49E-01	8.29E-06	6.82E-08	4.13E-09	1.49E-01	0.00
Cadmium	8.03E-01	8.93E-06	7.35E-08	8.91E-06	8.03E-01	0.00
Chromium	1.06E+00	2.64E-04	2.18E-06	1.32E-07	1.06E+00	0.00
Cobalt	6.14E-02	1.14E-07	9.37E-10	1.14E-06	6.14E-02	0.00
Fluoride						
Iron	1.57E+00	8.75E-04	7.20E-06	2.18E-05	1.57E+00	0.00
Lead	5.75E+04	4.26E-01	3.51E-03	2.12E-04	5.75E+04	99.97
Manganese	5.27E-01	3.67E-06	3.02E-08	1.83E-07	5.27E-01	0.00
Mercury	4.63E-01	2.58E-05	2.12E-07	3.85E-08	4.63E-01	0.00
Nitrate as Nitrogen						
Selenium		2.17E-04	1.78E-06	9.72E-06	2.28E-04	0.00
Silica						
Sulfate						
Tetraoxo-sulfate(1-)						
Tin	3.49E-01	6.46E-06	5.32E-08		3.49E-01	0.00
Uranium	9.68E-03	1.61E-06	1.33E-08	2.68E-06	9.68E-03	0.00
Vanadium	2.65E-02	3.68E-05	3.03E-07	1.84E-08	2.65E-02	0.00
Zinc	4.24E-02	2.36E-05	1.94E-07	8.23E-07	4.24E-02	0.00
1,1,2-Trichloroethane	4.52E-03	3.22E-09	2.65E-11		4.52E-03	0.00
1,1-Dichloroethene	9.19E-04	5.87E-10	4.83E-12		9.19E-04	0.00
1,2-Dichloroethane						
Acetone	3.38E-05	7.00E-12	5.76E-14		3.38E-05	0.00
Carbon tetrachloride	8.37E-01	9.29E-07	7.65E-09		8.37E-01	0.00
Chlorobenzene	3.66E-03	4.06E-09	3.35E-11		3.66E-03	0.00
Chloroform	1.26E-02	9.02E-09	7.42E-11		1.26E-02	0.00
Di-n-butyl phthalate	1.16E-01	4.09E-07	3.37E-09		1.16E-01	0.00
Ethane						
Ethylene						
Methylene chloride	9.84E-05	4.77E-11	3.93E-13		9.84E-05	0.00
Tetrachloroethene	8.26E-01	8.20E-07	6.76E-09		8.26E-01	0.00
Trichloroethene	7.39E+00	6.58E-06	5.41E-08		7.39E+00	0.01
Vinyl chloride						
cis-1,2-Dichloroethene	4.94E-01	3.34E-07	2.75E-09		4.94E-01	0.00
Americium-241						
Cesium-137						
Cobalt-60						
Plutonium-239						
Radium-226						
Radon-222						
Technetium-99						
Thorium-230						
Uranium-234						
Uranium-235						

Table 5.4b Systemic toxicity from biota consumption for the teen recreator (continued)

----- AREA_CODE=b MEDIA=RGa Groundwater -----
(continued)

Analyte	Ingestion of fish	Ingestion of venison	Ingestion of rabbit	Ingestion of quail	Chemical Total	% of Total
Uranium-235/236						
Uranium-238						
Pathway Total	5.75E+04	4.28E-01	3.52E-03	2.58E-04	5.75E+04	
Fraction of Total	1.00E+00	7.44E-06	6.13E-08	4.49E-09		

----- AREA_CODE=b MEDIA=UCRS Groundwater -----

Analyte	Ingestion of fish	Ingestion of venison	Ingestion of rabbit	Ingestion of quail	Chemical Total	% of Total
Aluminum		9.69E-06	7.98E-08	4.83E-09	9.77E-06	0.00
Arsenic		3.12E-04	2.57E-06	1.55E-07	3.14E-04	0.00
Barium	4.62E-03	1.29E-06	1.06E-08	2.89E-08	4.63E-03	0.00
Beryllium	9.26E-03	5.15E-07	4.24E-09	2.57E-10	9.27E-03	0.00
Cadmium	5.93E-01	6.59E-06	5.43E-08	6.58E-06	5.93E-01	0.02
Chromium	1.15E+00	2.88E-04	2.37E-06	1.44E-07	1.15E+00	0.04
Cobalt	1.74E-02	3.22E-08	2.65E-10	3.21E-07	1.74E-02	0.00
Fluoride						
Iron	1.01E+00	5.64E-04	4.65E-06	1.41E-05	1.02E+00	0.04
Lead	2.50E+03	1.85E-02	1.53E-04	9.25E-06	2.50E+03	96.47
Manganese	3.36E-01	2.33E-06	1.92E-08	1.16E-07	3.36E-01	0.01
Mercury	4.63E-01	2.58E-05	2.12E-07	3.85E-08	4.63E-01	0.02
Molybdenum	9.26E-03	5.15E-06	4.24E-08	2.57E-06	9.27E-03	0.00
Nickel	7.24E-01	2.01E-04	1.66E-06		7.24E-01	0.03
Nitrate as Nitrogen						
Selenium		1.35E-04	1.11E-06	6.05E-06	1.42E-04	0.00
Silica						
Sulfate						
Tetraoxo-sulfate(1-)						
Thallium						
Tin	6.02E-02	1.12E-06	9.19E-09		6.02E-02	0.00
Uranium	1.17E-02	1.95E-06	1.60E-08	3.24E-06	1.17E-02	0.00
Vanadium	6.47E-02	9.00E-05	7.41E-07	4.49E-08	6.48E-02	0.00
Zinc	2.99E-02	1.66E-05	1.37E-07	5.80E-07	2.99E-02	0.00
1,1-Dichloroethene	1.84E-03	1.17E-09	9.66E-12		1.84E-03	0.00
1,2-Dichloroethene	5.88E-04	1.81E-10	1.49E-12		5.88E-04	0.00
2,4-Dimethylphenol	2.18E-03	1.84E-09	1.51E-11		2.18E-03	0.00
Benzene						
Chloroethane	1.68E-03	8.61E-10	7.09E-12		1.68E-03	0.00
Di-n-butyl phthalate	8.24E-03	2.92E-08	2.40E-10		8.24E-03	0.00
Dimethylbenzene	3.16E-04	4.63E-10	3.81E-12		3.16E-04	0.00
Ethane						
Ethylbenzene	5.39E-04	7.05E-10	5.81E-12		5.39E-04	0.00
Ethylene						
Isophorone	1.14E-04	6.90E-11	5.69E-13		1.14E-04	0.00
Trichloroethene	8.63E+01	7.67E-05	6.32E-07		8.63E+01	3.33
Vinyl chloride						
cis-1,2-Dichloroethene	8.48E-01	5.72E-07	4.71E-09		8.48E-01	0.03
trans-1,2-Dichloroethene	1.61E-04	4.96E-11	4.08E-13		1.61E-04	0.00
Americium-241						
Cobalt-60						
Neptunium-237						
Plutonium-239						
Radium-226						
Radon-222						
Technetium-99						
Uranium-234						
Uranium-235						
Uranium-235/236						
Uranium-238						

Table 5.4b Systemic toxicity from biota consumption for the teen recreator (continued)

----- AREA_CODE=b MEDIA=UCRS Groundwater -----
(continued)

Analyte	Ingestion of fish	Ingestion of venison	Ingestion of rabbit	Ingestion of quail	Chemical Total	% of Total
Pathway Total	2.59E+03	2.03E-02	1.67E-04	4.32E-05	2.59E+03	
Fraction of Total	1.00E+00	7.82E-06	6.44E-08	1.67E-08		

----- AREA_CODE=c MEDIA=RGA Groundwater -----

Analyte	Ingestion of fish	Ingestion of venison	Ingestion of rabbit	Ingestion of quail	Chemical Total	% of Total
Aluminum		1.45E-05	1.19E-07	7.22E-09	1.46E-05	0.00
Barium	3.05E-03	8.49E-07	6.99E-09	1.91E-08	3.05E-03	0.03
Chromium	6.45E+00	1.61E-03	1.33E-05	8.05E-07	6.45E+00	62.61
Iron	2.08E+00	1.16E-03	9.54E-06	2.89E-05	2.09E+00	20.23
Manganese	3.98E-01	2.76E-06	2.28E-08	1.38E-07	3.98E-01	3.86
Molybdenum	3.44E-02	1.91E-05	1.57E-07	9.54E-06	3.44E-02	0.33
Silica						
Sulfate						
Tetraoxo-sulfate(1-)						
Zinc	5.16E-02	2.87E-05	2.36E-07	1.00E-06	5.16E-02	0.50
1,1-Dichloroethene	6.50E-03	4.15E-09	3.42E-11		6.50E-03	0.06
Chloroform	4.52E-03	3.22E-09	2.65E-11		4.52E-03	0.04
Trichloroethene	1.27E+00	1.13E-06	9.27E-09		1.27E+00	12.28
cis-1,2-Dichloroethene	4.69E-03	3.16E-09	2.61E-11		4.69E-03	0.05
Radon-222						
Technetium-99						
Pathway Total	1.03E+01	2.84E-03	2.34E-05	4.04E-05	1.03E+01	
Fraction of Total	1.00E+00	2.76E-04	2.27E-06	3.92E-06		

----- AREA_CODE=c MEDIA=UCRS Groundwater -----

Analyte	Ingestion of fish	Ingestion of venison	Ingestion of rabbit	Ingestion of quail	Chemical Total	% of Total
Aluminum		7.07E-06	5.82E-08	3.52E-09	7.13E-06	0.00
Barium	1.75E-03	4.87E-07	4.01E-09	1.09E-08	1.75E-03	0.21
Iron	5.87E-01	3.26E-04	2.69E-06	8.13E-06	5.87E-01	69.98
Manganese	1.74E-01	1.21E-06	9.95E-09	6.02E-08	1.74E-01	20.72
Silica						
Tetraoxo-sulfate(1-)						
Vanadium	2.20E-02	3.06E-05	2.52E-07	1.53E-08	2.20E-02	2.63
Zinc	3.50E-02	1.94E-05	1.60E-07	6.79E-07	3.50E-02	4.17
Benzene						
Chloroform	1.08E-02	7.72E-09	6.36E-11		1.08E-02	1.29
Trichloroethene	8.40E-03	7.47E-09	6.15E-11		8.40E-03	1.00
Technetium-99						
Pathway Total	8.39E-01	3.85E-04	3.17E-06	8.90E-06	8.39E-01	
Fraction of Total	1.00E+00	4.59E-04	3.78E-06	1.06E-05		

----- AREA_CODE=d MEDIA=McNairy Groundwater -----

Analyte	Ingestion of fish	Ingestion of venison	Ingestion of rabbit	Ingestion of quail	Chemical Total	% of Total
Silica						
Tetraoxo-sulfate(1-)						
Thallium						
Zinc	2.15E-01	1.19E-04	9.82E-07	4.16E-06	2.15E-01	97.69
Trichloroethene	5.08E-03	4.52E-09	3.72E-11		5.08E-03	2.31
Pathway Total	2.20E-01	1.19E-04	9.82E-07	4.16E-06	2.20E-01	

Table 5.4b Systemic toxicity from biota consumption for the teen recreator (continued)

----- AREA_CODE=d MEDIA=McNairy Groundwater -----
(continued)

Analyte	Ingestion of fish	Ingestion of venison	Ingestion of rabbit	Ingestion of quail	Chemical Total	% of Total
Fraction of Total	9.99E-01	5.43E-04	4.47E-06	1.90E-05		

----- AREA_CODE=d MEDIA=Other Groundwater -----

Analyte	Ingestion of fish	Ingestion of venison	Ingestion of rabbit	Ingestion of quail	Chemical Total	% of Total
Methylene chloride	2.21E-04	1.07E-10	8.82E-13		2.21E-04	100.0
Pathway Total	2.21E-04	1.07E-10	8.82E-13		2.21E-04	
Fraction of Total	1.00E+00	4.84E-07	3.99E-09			

----- AREA_CODE=d MEDIA=RGA Groundwater -----

Analyte	Ingestion of fish	Ingestion of venison	Ingestion of rabbit	Ingestion of quail	Chemical Total	% of Total
Aluminum		4.81E-06	3.96E-08	2.40E-09	4.85E-06	0.00
Arsenic		6.84E-05	5.63E-07	3.41E-08	6.90E-05	0.00
Barium	6.58E-03	1.83E-06	1.51E-08	4.11E-08	6.59E-03	0.00
Chromium	1.08E+00	2.71E-04	2.23E-06	1.35E-07	1.08E+00	0.00
Cobalt	5.48E-02	1.02E-07	8.37E-10	1.01E-06	5.48E-02	0.00
Fluoride						
Iron	6.28E-01	3.49E-04	2.88E-06	8.71E-06	6.28E-01	0.00
Lead	9.35E+04	6.93E-01	5.71E-03	3.46E-04	9.35E+04	99.99
Manganese	1.54E+00	1.07E-05	8.81E-08	5.33E-07	1.54E+00	0.00
Silica						
Tetraoxo-sulfate(1-)						
Tin	1.85E+00	3.43E-05	2.83E-07		1.85E+00	0.00
Uranium	3.49E-03	5.82E-07	4.79E-09	9.67E-07	3.49E-03	0.00
Vanadium	4.16E-02	5.79E-05	4.77E-07	2.89E-08	4.17E-02	0.00
Zinc	3.22E-02	1.79E-05	1.47E-07	6.24E-07	3.22E-02	0.00
Bis(2-ethylhexyl)phthalate	1.44E-01	5.12E-07	4.21E-09		1.44E-01	0.00
Butyl benzyl phthalate	7.22E-03	2.56E-08	2.11E-10		7.22E-03	0.00
Di-n-butyl phthalate	1.06E-01	3.74E-07	3.08E-09		1.06E-01	0.00
Dimethylbenzene	3.53E-03	5.17E-09	4.25E-11		3.53E-03	0.00
Ethylbenzene	2.45E-02	3.21E-08	2.64E-10		2.45E-02	0.00
Methylene chloride	1.83E-03	8.85E-10	7.29E-12		1.83E-03	0.00
Tetrachloroethene	1.29E-02	1.28E-08	1.06E-10		1.29E-02	0.00
Trichloroethene	2.59E+00	2.31E-06	1.90E-08		2.59E+00	0.00
cis-1,2-Dichloroethene	2.20E-02	1.48E-08	1.22E-10		2.20E-02	0.00
Americium-241						
Cesium-137						
Cobalt-60						
Plutonium-239						
Radium-226						
Radon-222						
Technetium-99						
Uranium-234						
Uranium-238						
Pathway Total	9.35E+04	6.94E-01	5.72E-03	3.58E-04	9.35E+04	
Fraction of Total	1.00E+00	7.42E-06	6.11E-08	3.83E-09		

----- AREA_CODE=d MEDIA=UCRS Groundwater -----

Analyte	Ingestion of fish	Ingestion of venison	Ingestion of rabbit	Ingestion of quail	Chemical Total	% of Total
Aluminum		1.81E-05	1.49E-07	9.02E-09	1.83E-05	0.00

Table 5.4b Systemic toxicity from biota consumption for the teen recreator (continued)

----- AREA_CODE=d MEDIA=UCRS Groundwater -----						
(continued)						
Analyte	Ingestion of fish	Ingestion of venison	Ingestion of rabbit	Ingestion of quail	Chemical Total	% of Total
Ammonia as Nitrogen						
Antimony	2.98E+00	6.62E-06	5.45E-08	3.30E-09	2.98E+00	0.01
Arsenic		6.32E-05	5.20E-07	3.15E-08	6.38E-05	0.00
Barium	6.74E-03	1.88E-06	1.54E-08	4.21E-08	6.75E-03	0.00
Beryllium	3.94E-02	2.19E-06	1.80E-08	1.09E-09	3.94E-02	0.00
Cadmium	1.11E+00	1.24E-05	1.02E-07	1.23E-05	1.11E+00	0.00
Chromium	8.70E-01	2.18E-04	1.79E-06	1.09E-07	8.70E-01	0.00
Cobalt	5.62E-02	1.04E-07	8.58E-10	1.04E-06	5.62E-02	0.00
Fluoride						
Iron	2.33E+01	1.29E-02	1.07E-04	3.23E-04	2.33E+01	0.05
Kjeldahl Nitrogen						
Lead	4.80E+04	3.56E-01	2.93E-03	1.77E-04	4.80E+04	99.83
Manganese	3.57E+01	2.48E-04	2.05E-06	1.24E-05	3.57E+01	0.07
Mercury	1.62E-01	9.00E-06	7.41E-08	1.35E-08	1.62E-01	0.00
Nickel	7.94E-02	2.21E-05	1.82E-07		7.94E-02	0.00
Nitrate as Nitrogen						
Nitrate/Nitrite						
Orthophosphate						
Selenium		1.71E-04	1.41E-06	7.68E-06	1.80E-04	0.00
Silica						
Strontium	5.96E-02	4.42E-05	3.64E-07	2.21E-07	5.97E-02	0.00
Sulfate						
Sulfide						
Tetraoxo-sulfate(1-)						
Uranium	5.26E-02	8.77E-06	7.23E-08	1.46E-05	5.26E-02	0.00
Vanadium	1.27E-01	1.77E-04	1.45E-06	8.81E-08	1.27E-01	0.00
Zinc	3.40E-02	1.89E-05	1.56E-07	6.59E-07	3.40E-02	0.00
1,1-Dichloroethene	1.06E-02	6.79E-09	5.59E-11		1.06E-02	0.00
1,2-Dichloroethane						
1,2-Dichloroethene	1.76E-04	5.40E-11	4.45E-13		1.76E-04	0.00
Benzene						
Dimethylbenzene	6.10E-03	8.92E-09	7.35E-11		6.10E-03	0.00
Ethylbenzene	6.12E-02	8.02E-08	6.60E-10		6.12E-02	0.00
Fluorene	6.88E-02	1.85E-07	1.52E-09		6.88E-02	0.00
Methylene chloride	2.68E-04	1.30E-10	1.07E-12		2.68E-04	0.00
Naphthalene	3.20E-02	4.67E-08	3.85E-10		3.20E-02	0.00
Phenanthrene						
Trichloroethene	1.51E+01	1.35E-05	1.11E-07		1.51E+01	0.03
cis-1,2-Dichloroethene	5.59E-03	3.77E-09	3.11E-11		5.59E-03	0.00
Neptunium-237						
Radon-222						
Technetium-99						
Thorium-228						
Uranium-234						
Uranium-235						
Uranium-238						
Pathway Total	4.81E+04	3.70E-01	3.05E-03	5.49E-04	4.81E+04	
Fraction of Total	1.00E+00	7.69E-06	6.33E-08	1.14E-08		

----- AREA_CODE=e MEDIA=McNairy Groundwater -----						
Analyte	Ingestion of fish	Ingestion of venison	Ingestion of rabbit	Ingestion of quail	Chemical Total	% of Total
Aluminum		3.43E-06	2.83E-08	1.71E-09	3.46E-06	0.00
Arsenic		2.49E-04	2.05E-06	1.24E-07	2.51E-04	0.00
Barium	7.37E-03	2.05E-06	1.69E-08	4.60E-08	7.38E-03	0.06
Beryllium	2.36E-01	1.32E-05	1.08E-07	6.56E-09	2.36E-01	1.97
Cadmium	1.95E+00	2.16E-05	1.78E-07	2.16E-05	1.95E+00	16.18
Chromium	3.78E+00	9.45E-04	7.78E-06	4.71E-07	3.78E+00	31.41

Table 5.4b Systemic toxicity from biota consumption for the teen recreator (continued)

----- AREA_CODE=e MEDIA=McNairy Groundwater -----
(continued)

Analyte	Ingestion of fish	Ingestion of venison	Ingestion of rabbit	Ingestion of quail	Chemical Total	% of Total
Cobalt	8.98E-02	1.66E-07	1.37E-09	1.66E-06	8.98E-02	0.75
Fluoride						
Iron	4.62E+00	2.57E-03	2.11E-05	6.40E-05	4.62E+00	38.40
Manganese	6.66E-01	4.63E-06	3.81E-08	2.31E-07	6.66E-01	5.54
Nickel	1.22E-01	3.40E-05	2.80E-07		1.22E-01	1.02
Silica						
Sulfate						
Tetraoxo-sulfate(1-)						
Uranium	7.68E-03	1.28E-06	1.05E-08	2.13E-06	7.68E-03	0.06
Vanadium	3.00E-01	4.17E-04	3.43E-06	2.08E-07	3.00E-01	2.49
Zinc	2.50E-01	1.39E-04	1.14E-06	4.84E-06	2.50E-01	2.08
Trichloroethene	5.62E-03	5.00E-09	4.11E-11		5.62E-03	0.05
Radon-222						
Technetium-99						
Pathway Total	1.20E+01	4.40E-03	3.62E-05	9.53E-05	1.20E+01	
Fraction of Total	1.00E+00	3.66E-04	3.01E-06	7.92E-06		

----- AREA_CODE=e MEDIA=RGA Groundwater -----

Analyte	Ingestion of fish	Ingestion of venison	Ingestion of rabbit	Ingestion of quail	Chemical Total	% of Total
Aluminum		2.45E-06	2.02E-08	1.22E-09	2.47E-06	0.00
Arsenic		4.32E-05	3.56E-07	2.16E-08	4.36E-05	0.00
Barium	4.92E-03	1.37E-06	1.13E-08	3.07E-08	4.92E-03	0.07
Beryllium	1.38E-01	7.70E-06	6.34E-08	3.84E-09	1.38E-01	1.94
Cadmium	1.50E+00	1.66E-05	1.37E-07	1.66E-05	1.50E+00	20.97
Cobalt	6.14E-02	1.14E-07	9.37E-10	1.14E-06	6.14E-02	0.86
Copper	8.92E-02	2.23E-05	1.84E-07	6.18E-07	8.92E-02	1.25
Fluoride						
Iron	8.69E-01	4.83E-04	3.98E-06	1.21E-05	8.70E-01	12.20
Manganese	8.82E-02	6.13E-07	5.05E-09	3.06E-08	8.82E-02	1.24
Molybdenum	2.73E-02	1.52E-05	1.25E-07	7.56E-06	2.73E-02	0.38
Silica						
Silver	1.67E-02	5.58E-05	4.59E-07	1.85E-05	1.68E-02	0.24
Sulfate						
Tetraoxo-sulfate(1-)						
Thallium						
Uranium	2.00E-03	3.33E-07	2.74E-09	5.54E-07	2.00E-03	0.03
Vanadium	5.40E-02	7.50E-05	6.18E-07	3.74E-08	5.41E-02	0.76
Zinc	5.48E-02	3.05E-05	2.51E-07	1.06E-06	5.48E-02	0.77
2-Butanone	1.24E-04	3.40E-11	2.80E-13		1.24E-04	0.00
Dimethylbenzene	2.64E-04	3.86E-10	3.17E-12		2.64E-04	0.00
Trichloroethene	4.23E+00	3.76E-06	3.10E-08		4.23E+00	59.28
trans-1,2-Dichloroethene	1.58E-04	4.86E-11	4.00E-13		1.58E-04	0.00
Cobalt-60						
Radon-222						
Technetium-99						
Thorium-230						
Pathway Total	7.13E+00	7.58E-04	6.24E-06	5.82E-05	7.13E+00	
Fraction of Total	1.00E+00	1.06E-04	8.76E-07	8.17E-06		

----- AREA_CODE=e MEDIA=UCRS Groundwater -----

Analyte	Ingestion of fish	Ingestion of venison	Ingestion of rabbit	Ingestion of quail	Chemical Total	% of Total
Aluminum		1.64E-05	1.35E-07	8.18E-09	1.65E-05	0.00
Arsenic		5.59E-05	4.60E-07	2.79E-08	5.64E-05	0.00

Table 5.4b Systemic toxicity from biota consumption for the teen recreator (continued)

----- AREA_CODE=e MEDIA=UCRS Groundwater -----
(continued)

Analyte	Ingestion of fish	Ingestion of venison	Ingestion of rabbit	Ingestion of quail	Chemical Total	% of Total
Barium	1.17E-02	3.26E-06	2.68E-08	7.31E-08	1.17E-02	0.31
Chromium Fluoride	1.41E+00	3.53E-04	2.91E-06	1.76E-07	1.41E+00	37.68
Iron	1.39E+00	7.75E-04	6.38E-06	1.93E-05	1.39E+00	37.23
Manganese	8.19E-02	5.70E-07	4.69E-09	2.84E-08	8.19E-02	2.19
Nickel	3.75E-01	1.04E-04	8.59E-07		3.75E-01	10.01
Silica Sulfate						
Tetraoxo-sulfate(1-)						
Vanadium	3.06E-01	4.26E-04	3.51E-06	2.12E-07	3.07E-01	8.18
Zinc	1.60E-01	8.92E-05	7.34E-07	3.11E-06	1.60E-01	4.28
Trichloroethene	3.97E-03	3.53E-09	2.91E-11		3.97E-03	0.11
Radon-222						
Pathway Total	3.74E+00	1.82E-03	1.50E-05	2.30E-05	3.75E+00	
Fraction of Total	1.00E+00	4.87E-04	4.01E-06	6.13E-06		

----- AREA_CODE=f MEDIA=McNairy Groundwater -----

Analyte	Ingestion of fish	Ingestion of venison	Ingestion of rabbit	Ingestion of quail	Chemical Total	% of Total
Barium	4.60E-03	1.28E-06	1.05E-08	2.87E-08	4.60E-03	2.51
Tetraoxo-sulfate(1-)						
Zinc	1.78E-01	9.92E-05	8.17E-07	3.46E-06	1.79E-01	97.49
Pathway Total	1.83E-01	1.01E-04	8.28E-07	3.49E-06	1.83E-01	
Fraction of Total	9.99E-01	5.49E-04	4.52E-06	1.91E-05		

----- AREA_CODE=f MEDIA=RGA Groundwater -----

Analyte	Ingestion of fish	Ingestion of venison	Ingestion of rabbit	Ingestion of quail	Chemical Total	% of Total
Aluminum		2.07E-06	1.71E-08	1.03E-09	2.09E-06	0.00
Arsenic		4.46E-05	3.68E-07	2.23E-08	4.50E-05	0.00
Barium	7.49E-03	2.08E-06	1.72E-08	4.68E-08	7.50E-03	0.07
Cadmium	2.70E+00	3.00E-05	2.47E-07	2.99E-05	2.70E+00	26.27
Chromium	2.57E+00	6.44E-04	5.30E-06	3.21E-07	2.57E+00	25.06
Copper	6.86E-02	1.72E-05	1.41E-07	4.76E-07	6.86E-02	0.67
Iron	4.01E-01	2.23E-04	1.83E-06	5.56E-06	4.01E-01	3.90
Manganese	9.48E-02	6.59E-07	5.43E-09	3.29E-08	9.48E-02	0.92
Silica Sulfate						
Tetraoxo-sulfate(1-)						
Vanadium	4.86E-02	6.75E-05	5.56E-07	3.37E-08	4.86E-02	0.47
Zinc	2.78E-02	1.55E-05	1.27E-07	5.40E-07	2.79E-02	0.27
1,1-Dichloroethene	4.00E-03	2.55E-09	2.10E-11		4.00E-03	0.04
1,2-Dichloroethene	9.83E-04	3.03E-10	2.49E-12		9.83E-04	0.01
Bis(2-ethylhexyl)phthalate	2.02E+00	7.16E-06	5.90E-08		2.02E+00	19.69
Carbon tetrachloride	3.14E-02	3.48E-08	2.87E-10		3.14E-02	0.31
Trichloroethene	2.29E+00	2.03E-06	1.67E-08		2.29E+00	22.26
cis-1,2-Dichloroethene	5.68E-03	3.83E-09	3.16E-11		5.68E-03	0.06
Plutonium-239						
Radon-222						
Technetium-99						
Pathway Total	1.03E+01	1.06E-03	8.69E-06	3.70E-05	1.03E+01	
Fraction of Total	1.00E+00	1.03E-04	8.46E-07	3.60E-06		

Table 5.4b Systemic toxicity from biota consumption for the teen recreator (continued)

----- AREA_CODE=f MEDIA=UCRS Groundwater -----

Analyte	Ingestion of fish	Ingestion of venison	Ingestion of rabbit	Ingestion of quail	Chemical Total	% of Total
Aluminum		2.66E-05	2.19E-07	1.33E-08	2.69E-05	0.00
Barium	3.20E-03	8.91E-07	7.34E-09	2.00E-08	3.20E-03	0.21
Iron	1.26E+00	7.01E-04	5.77E-06	1.75E-05	1.26E+00	84.29
Manganese	1.02E-01	7.08E-07	5.83E-09	3.53E-08	1.02E-01	6.81
Silica						
Tetraoxo-sulfate(1-)						
Vanadium	2.94E-02	4.09E-05	3.37E-07	2.04E-08	2.95E-02	1.97
Zinc	9.64E-02	5.36E-05	4.41E-07	1.87E-06	9.64E-02	6.44
Trichloroethene	4.13E-03	3.67E-09	3.02E-11		4.13E-03	0.28
Radon-222						
Technetium-99						
Pathway Total	1.50E+00	8.24E-04	6.78E-06	1.94E-05	1.50E+00	
Fraction of Total	9.99E-01	5.50E-04	4.53E-06	1.30E-05		

----- AREA_CODE=g MEDIA=McNairy Groundwater -----

Analyte	Ingestion of fish	Ingestion of venison	Ingestion of rabbit	Ingestion of quail	Chemical Total	% of Total
Arsenic		4.29E-05	3.54E-07	2.14E-08	4.33E-05	0.00
Mercury	1.55E+00	8.62E-05	7.10E-07	1.29E-07	1.55E+00	100.0
Silica						
Tetraoxo-sulfate(1-)						
Neptunium-237						
Plutonium-239						
Radium-226						
Pathway Total	1.55E+00	1.29E-04	1.06E-06	1.50E-07	1.55E+00	
Fraction of Total	1.00E+00	8.33E-05	6.86E-07	9.70E-08		

----- AREA_CODE=g MEDIA=RGa Groundwater -----

Analyte	Ingestion of fish	Ingestion of venison	Ingestion of rabbit	Ingestion of quail	Chemical Total	% of Total
Aluminum		5.81E-06	4.79E-08	2.90E-09	5.86E-06	0.00
Arsenic		4.31E-05	3.55E-07	2.15E-08	4.34E-05	0.00
Cadmium	1.11E+00	1.24E-05	1.02E-07	1.23E-05	1.11E+00	0.00
Chromium	2.48E+00	6.22E-04	5.12E-06	3.10E-07	2.48E+00	0.00
Iron	9.23E-01	5.13E-04	4.22E-06	1.28E-05	9.23E-01	0.00
Lead	9.29E+04	6.89E-01	5.67E-03	3.43E-04	9.29E+04	99.99
Manganese	7.73E-02	5.37E-07	4.42E-09	2.68E-08	7.73E-02	0.00
Nickel	3.03E-01	8.44E-05	6.95E-07		3.04E-01	0.00
Silica						
Tetraoxo-sulfate(1-)						
Zinc	8.37E-02	4.66E-05	3.83E-07	1.63E-06	8.38E-02	0.00
Trichloroethene	3.03E-03	2.70E-09	2.22E-11		3.03E-03	0.00
Neptunium-237						
Radium-226						
Radon-222						
Technetium-99						
Thorium-230						
Pathway Total	9.29E+04	6.90E-01	5.68E-03	3.70E-04	9.29E+04	
Fraction of Total	1.00E+00	7.43E-06	6.12E-08	3.99E-09		

Table 5.4b Systemic toxicity from biota consumption for the teen recreator (continued)

----- AREA_CODE=g MEDIA=UCRS Groundwater -----

Analyte	Ingestion of fish	Ingestion of venison	Ingestion of rabbit	Ingestion of quail	Chemical Total	% of Total
Aluminum		3.60E-06	2.96E-08	1.79E-09	3.63E-06	0.00
Chromium	2.77E+00	6.94E-04	5.72E-06	3.46E-07	2.78E+00	75.58
Manganese	7.78E-01	5.41E-06	4.45E-08	2.70E-07	7.78E-01	21.19
Nitrate as Nitrogen						
Silica						
Tetraoxo-sulfate(1-)						
Vanadium	6.73E-02	9.36E-05	7.71E-07	4.67E-08	6.74E-02	1.84
Zinc	5.12E-02	2.84E-05	2.34E-07	9.93E-07	5.12E-02	1.39
Neptunium-237						
Plutonium-239						
Radium-226						
Radon-222						
Technetium-99						
Pathway Total	3.67E+00	8.25E-04	6.80E-06	1.66E-06	3.67E+00	
Fraction of Total	1.00E+00	2.25E-04	1.85E-06	4.51E-07		

----- AREA_CODE=h MEDIA=McNairy Groundwater -----

Analyte	Ingestion of fish	Ingestion of venison	Ingestion of rabbit	Ingestion of quail	Chemical Total	% of Total
Fluoride						
Silica						
Tetraoxo-sulfate(1-)						
Radium-226						
Radon-222						
Thorium-230						
Pathway Total						
Fraction of Total						

----- AREA_CODE=h MEDIA=Other Groundwater -----

Analyte	Ingestion of fish	Ingestion of venison	Ingestion of rabbit	Ingestion of quail	Chemical Total	% of Total
Antimony	5.03E+00	1.12E-05	9.21E-08	5.58E-09	5.03E+00	74.51
Barium	1.48E-03	4.12E-07	3.40E-09	9.25E-09	1.48E-03	0.02
Chromium	8.56E-01	2.14E-04	1.76E-06	1.07E-07	8.56E-01	12.68
Fluoride						
Iron	1.35E-01	7.52E-05	6.19E-07	1.87E-06	1.35E-01	2.00
Manganese	4.13E-02	2.87E-07	2.37E-09	1.43E-08	4.13E-02	0.61
Mercury	4.44E-01	2.47E-05	2.03E-07	3.69E-08	4.44E-01	6.58
Nickel	1.34E-01	3.73E-05	3.07E-07		1.34E-01	1.99
Nitrate as Nitrogen						
Silica						
Tetraoxo-sulfate(1-)						
Thallium						
Vanadium	7.79E-02	1.08E-04	8.92E-07	5.40E-08	7.80E-02	1.16
Zinc	2.99E-02	1.66E-05	1.37E-07	5.81E-07	3.00E-02	0.44
Neptunium-237						
Radium-226						
Radon-222						
Thorium-230						
Pathway Total	6.75E+00	4.88E-04	4.02E-06	2.68E-06	6.75E+00	
Fraction of Total	1.00E+00	7.23E-05	5.96E-07	3.98E-07		

Table 5.4b Systemic toxicity from biota consumption for the teen recreator (continued)

----- AREA_CODE=h MEDIA=RGa Groundwater -----

Analyte	Ingestion of fish	Ingestion of venison	Ingestion of rabbit	Ingestion of quail	Chemical Total	% of Total
Aluminum		8.93E-06	7.35E-08	4.45E-09	9.00E-06	0.00
Arsenic		4.78E-05	3.94E-07	2.38E-08	4.82E-05	0.00
Barium	2.45E-03	6.82E-07	5.62E-09	1.53E-08	2.45E-03	0.04
Chromium	4.30E+00	1.08E-03	8.86E-06	5.37E-07	4.30E+00	64.44
Iron	2.26E+00	1.25E-03	1.03E-05	3.13E-05	2.26E+00	33.79
Manganese	6.06E-02	4.22E-07	3.47E-09	2.10E-08	6.06E-02	0.91
Nitrate as Nitrogen						
Tetraoxo-sulfate(1-)						
Uranium	4.74E-03	7.91E-07	6.52E-09	1.32E-06	4.75E-03	0.07
Vanadium	4.47E-02	6.22E-05	5.12E-07	3.10E-08	4.48E-02	0.67
Trichloroethene	3.62E-03	3.22E-09	2.65E-11		3.62E-03	0.05
cis-1,2-Dichloroethene	1.82E-03	1.23E-09	1.01E-11		1.82E-03	0.03
Radon-222						
Technetium-99						
Pathway Total	6.68E+00	2.45E-03	2.02E-05	3.32E-05	6.68E+00	
Fraction of Total	1.00E+00	3.67E-04	3.02E-06	4.97E-06		

----- AREA_CODE=h MEDIA=UCRS Groundwater -----

Analyte	Ingestion of fish	Ingestion of venison	Ingestion of rabbit	Ingestion of quail	Chemical Total	% of Total
Aluminum		6.34E-06	5.22E-08	3.16E-09	6.39E-06	0.00
Barium	1.56E-03	4.34E-07	3.57E-09	9.73E-09	1.56E-03	0.12
Iron	4.65E-01	2.59E-04	2.13E-06	6.45E-06	4.66E-01	34.40
Manganese	5.97E-02	4.15E-07	3.42E-09	2.07E-08	5.97E-02	4.41
Nickel	7.72E-01	2.15E-04	1.77E-06		7.72E-01	57.06
Nitrate as Nitrogen						
Silica						
Tetraoxo-sulfate(1-)						
Vanadium	2.65E-02	3.68E-05	3.03E-07	1.83E-08	2.65E-02	1.96
Zinc	2.78E-02	1.55E-05	1.27E-07	5.39E-07	2.78E-02	2.05
Radon-222						
Pathway Total	1.35E+00	5.33E-04	4.39E-06	7.04E-06	1.35E+00	
Fraction of Total	1.00E+00	3.94E-04	3.24E-06	5.20E-06		

----- AREA_CODE=i MEDIA=McNairy Groundwater -----

Analyte	Ingestion of fish	Ingestion of venison	Ingestion of rabbit	Ingestion of quail	Chemical Total	% of Total
Manganese	9.60E-01	6.67E-06	5.49E-08	3.33E-07	9.60E-01	88.56
Silica						
Tetraoxo-sulfate(1-)						
Vanadium	1.24E-01	1.72E-04	1.42E-06	8.58E-08	1.24E-01	11.44
Pathway Total	1.08E+00	1.79E-04	1.47E-06	4.18E-07	1.08E+00	
Fraction of Total	1.00E+00	1.65E-04	1.36E-06	3.86E-07		

----- AREA_CODE=i MEDIA=RGa Groundwater -----

Analyte	Ingestion of fish	Ingestion of venison	Ingestion of rabbit	Ingestion of quail	Chemical Total	% of Total
Aluminum		4.31E-06	3.55E-08	2.15E-09	4.35E-06	0.00
Antimony	9.65E+00	2.15E-05	1.77E-07	1.07E-08	9.65E+00	4.19
Arsenic		4.64E-05	3.82E-07	2.31E-08	4.68E-05	0.00
Barium	2.68E-03	7.44E-07	6.13E-09	1.67E-08	2.68E-03	0.00
Beryllium	1.84E-01	1.02E-05	8.43E-08	5.11E-09	1.84E-01	0.08
Bicarbonate						

Table 5.4b Systemic toxicity from biota consumption for the teen recreator (continued)

----- AREA_CODE=i MEDIA=RGA Groundwater -----						
(continued)						
Analyte	Ingestion of fish	Ingestion of venison	Ingestion of rabbit	Ingestion of quail	Chemical Total	% of Total
Boron		6.05E-06	4.98E-08		6.10E-06	0.00
Cadmium	3.65E-01	4.06E-06	3.34E-08	4.05E-06	3.65E-01	0.16
Cerium						
Chromium	8.12E+00	2.03E-03	1.67E-05	1.01E-06	8.12E+00	3.53
Cobalt	6.64E-02	1.23E-07	1.01E-09	1.23E-06	6.64E-02	0.03
Copper	6.94E-02	1.74E-05	1.43E-07	4.81E-07	6.94E-02	0.03
Fluoride						
Gallium						
Iron	9.13E-01	5.07E-04	4.18E-06	1.27E-05	9.13E-01	0.40
Lithium		5.15E-05	4.24E-07		5.19E-05	0.00
Manganese	1.80E-01	1.25E-06	1.03E-08	6.23E-08	1.80E-01	0.08
Mercury	2.04E-01	1.13E-05	9.33E-08	1.69E-08	2.04E-01	0.09
Nickel	1.74E-01	4.84E-05	3.98E-07		1.74E-01	0.08
Selenium		1.30E-04	1.07E-06	5.82E-06	1.37E-04	0.00
Silica						
Silver	9.72E-03	3.24E-05	2.67E-07	1.08E-05	9.77E-03	0.00
Sulfate						
Tetraoxo-sulfate(1-)						
Thorium						
Titanium						
Uranium	1.77E-03	2.95E-07	2.43E-09	4.90E-07	1.77E-03	0.00
Vanadium	4.73E-02	6.57E-05	5.41E-07	3.28E-08	4.73E-02	0.02
Zinc	8.71E-02	4.84E-05	3.99E-07	1.69E-06	8.71E-02	0.04
Zirconium						
1,2-Dichlorobenzene	6.63E-05	1.02E-10	8.44E-13		6.63E-05	0.00
1,2-Dichloroethene	9.55E-05	2.94E-11	2.42E-13		9.55E-05	0.00
1,3,5-Trimethylbenzene	1.20E-03	2.57E-09	2.12E-11		1.20E-03	0.00
1,4-Dichlorobenzene						
4-Bromofluorobenzene						
4-Methyl-2-pentanone	2.22E-04	1.02E-10	8.39E-13		2.22E-04	0.00
Acetone	1.45E-05	3.00E-12	2.47E-14		1.45E-05	0.00
Acrylonitrile	4.22E-03	1.15E-09	9.43E-12		4.22E-03	0.00
Benzene						
Bis(2-ethylhexyl)phthalate	3.84E-01	1.36E-06	1.12E-08		3.84E-01	0.17
Bromomethane	1.59E-03	7.29E-10	6.00E-12		1.59E-03	0.00
Carbazole						
Chloroform	1.81E-03	1.29E-09	1.06E-11		1.81E-03	0.00
Chloromethane						
Chrysene						
Di-n-butyl phthalate	8.12E-02	2.87E-07	2.37E-09		8.12E-02	0.04
Dimethylbenzene	1.32E-04	1.93E-10	1.59E-12		1.32E-04	0.00
Ethanol						
Ethylbenzene	6.19E-04	8.11E-10	6.68E-12		6.19E-04	0.00
Methylene chloride	1.57E-04	7.62E-11	6.27E-13		1.57E-04	0.00
PCB-1254	2.09E+02	1.36E-03	1.12E-05	6.63E-05	2.09E+02	91.06
Polychlorinated biphenyl						
Tetrachloroethene	5.16E-03	5.13E-09	4.22E-11		5.16E-03	0.00
Trichloroethene	1.24E-02	1.10E-08	9.07E-11		1.24E-02	0.01
Vinyl chloride						
m,p-Xylene	2.40E-06	3.51E-12	2.89E-14		2.40E-06	0.00
trans-1,3-Dichloropropene						
Americium-241						
Cesium-137						
Cobalt-60						
Radium-226						
Radon-222						
Technetium-99						
Pathway Total	2.30E+02	4.40E-03	3.63E-05	1.05E-04	2.30E+02	
Fraction of Total	1.00E+00	1.91E-05	1.58E-07	4.55E-07		

Table 5.4b Systemic toxicity from biota consumption for the teen recreator (continued)

----- AREA_CODE=i MEDIA=UCRS Groundwater -----

Analyte	Ingestion of fish	Ingestion of venison	Ingestion of rabbit	Ingestion of quail	Chemical Total	% of Total
Aluminum		1.96E-05	1.62E-07	9.79E-09	1.98E-05	0.00
Antimony	1.68E+00	3.74E-06	3.08E-08	1.87E-09	1.68E+00	0.00
Arsenic		1.14E-04	9.38E-07	5.68E-08	1.15E-04	0.00
Barium	7.77E-03	2.16E-06	1.78E-08	4.85E-08	7.77E-03	0.00
Cadmium	6.12E-01	6.81E-06	5.61E-08	6.79E-06	6.12E-01	0.00
Chromium	8.82E-01	2.21E-04	1.82E-06	1.10E-07	8.83E-01	0.00
Cobalt	5.90E-02	1.09E-07	9.01E-10	1.09E-06	5.90E-02	0.00
Copper	6.54E-01	1.64E-04	1.35E-06	4.53E-06	6.54E-01	0.00
Fluoride						
Iron	1.71E+00	9.49E-04	7.82E-06	2.37E-05	1.71E+00	0.00
Lead	7.97E+04	5.91E-01	4.87E-03	2.95E-04	7.97E+04	99.99
Manganese	1.75E+00	1.22E-05	1.00E-07	6.08E-07	1.75E+00	0.00
Mercury	1.87E-01	1.04E-05	8.55E-08	1.55E-08	1.87E-01	0.00
Nickel	1.24E-01	3.44E-05	2.84E-07		1.24E-01	0.00
Silica						
Silver	8.70E-03	2.90E-05	2.39E-07	9.65E-06	8.74E-03	0.00
Sulfate						
Tetraoxo-sulfate(1-)						
Thallium						
Uranium	1.74E-02	2.90E-06	2.39E-08	4.83E-06	1.74E-02	0.00
Vanadium	2.00E-01	2.79E-04	2.29E-06	1.39E-07	2.01E-01	0.00
Zinc	4.47E-01	2.49E-04	2.05E-06	8.68E-06	4.48E-01	0.00
Benzene						
Bromodichloromethane	1.36E-03	1.03E-09	8.44E-12		1.36E-03	0.00
Chloroform	2.58E-03	1.84E-09	1.51E-11		2.58E-03	0.00
Dibromochloromethane	1.28E-03	1.02E-09	8.40E-12		1.28E-03	0.00
Ethanol						
Methylene chloride	1.91E-04	9.23E-11	7.60E-13		1.91E-04	0.00
Trichloroethene	1.03E-02	9.19E-09	7.57E-11		1.03E-02	0.00
Cesium-137						
Cobalt-60						
Radium-226						
Radon-222						
Technetium-99						
Pathway Total	7.97E+04	5.93E-01	4.88E-03	3.55E-04	7.97E+04	
Fraction of Total	1.00E+00	7.44E-06	6.13E-08	4.45E-09		

----- AREA_CODE=j MEDIA=McNairy Groundwater -----

Analyte	Ingestion of fish	Ingestion of venison	Ingestion of rabbit	Ingestion of quail	Chemical Total	% of Total
Aluminum		7.88E-06	6.49E-08	3.93E-09	7.95E-06	0.00
Arsenic		1.47E-03	1.21E-05	7.31E-07	1.48E-03	0.03
Manganese	4.00E+00	2.78E-05	2.29E-07	1.39E-06	4.00E+00	93.16
Molybdenum	2.92E-01	1.62E-04	1.34E-06	8.09E-05	2.92E-01	6.81
Sulfate						
Pathway Total	4.29E+00	1.66E-03	1.37E-05	8.30E-05	4.29E+00	
Fraction of Total	1.00E+00	3.88E-04	3.19E-06	1.94E-05		

----- AREA_CODE=j MEDIA=RGA Groundwater -----

Analyte	Ingestion of fish	Ingestion of venison	Ingestion of rabbit	Ingestion of quail	Chemical Total	% of Total
Aluminum		1.31E-05	1.08E-07	6.55E-09	1.32E-05	0.00
Arsenic		7.37E-05	6.07E-07	3.67E-08	7.43E-05	0.00
Iron	1.44E+00	7.98E-04	6.57E-06	1.99E-05	1.44E+00	30.35
Manganese	3.12E+00	2.17E-05	1.78E-07	1.08E-06	3.12E+00	65.89
Molybdenum	1.15E-01	6.38E-05	5.26E-07	3.18E-05	1.15E-01	2.43

Table 5.4b Systemic toxicity from biota consumption for the teen recreator (continued)

----- AREA_CODE=j MEDIA=RGA Groundwater -----						
(continued)						
Analyte	Ingestion of fish	Ingestion of venison	Ingestion of rabbit	Ingestion of quail	Chemical Total	% of Total
Silica						
Sulfate						
Thallium						
Vanadium	6.31E-02	8.77E-05	7.22E-07	4.37E-08	6.32E-02	1.34
Pathway Total	4.73E+00	1.06E-03	8.71E-06	5.29E-05	4.73E+00	
Fraction of Total	1.00E+00	2.24E-04	1.84E-06	1.12E-05		
----- AREA_CODE=k MEDIA=Other Groundwater -----						
Analyte	Ingestion of fish	Ingestion of venison	Ingestion of rabbit	Ingestion of quail	Chemical Total	% of Total
Aluminum		3.22E-05	2.65E-07	1.60E-08	3.25E-05	0.00
Ammonia as Nitrogen						
Antimony	6.06E+00	1.35E-05	1.11E-07	6.72E-09	6.06E+00	0.00
Arsenic		4.64E-05	3.82E-07	2.32E-08	4.69E-05	0.00
Barium	2.55E-03	7.09E-07	5.84E-09	1.59E-08	2.55E-03	0.00
Beryllium	1.38E-01	7.67E-06	6.32E-08	3.83E-09	1.38E-01	0.00
Cadmium	1.48E+00	1.65E-05	1.36E-07	1.64E-05	1.48E+00	0.00
Chromium	8.34E-01	2.09E-04	1.72E-06	1.04E-07	8.34E-01	0.00
Cobalt	1.22E-01	2.27E-07	1.87E-09	2.26E-06	1.22E-01	0.00
Fluoride						
Iron	5.00E+01	2.78E-02	2.29E-04	6.94E-04	5.01E+01	0.02
Kjeldahl Nitrogen						
Lead	2.13E+05	1.58E+00	1.30E-02	7.88E-04	2.13E+05	99.96
Manganese	1.56E+01	1.08E-04	8.92E-07	5.40E-06	1.56E+01	0.01
Mercury	1.67E-01	9.28E-06	7.64E-08	1.39E-08	1.67E-01	0.00
Nickel	2.25E-01	6.24E-05	5.14E-07		2.25E-01	0.00
Nitrate as Nitrogen						
Silica						
Strontium	2.80E-02	2.08E-05	1.71E-07	1.04E-07	2.80E-02	0.00
Sulfate						
Sulfide						
Tetraoxo-sulfate(1-)						
Tin	1.21E-02	2.24E-07	1.84E-09		1.21E-02	0.00
Uranium	5.13E-03	8.56E-07	7.05E-09	1.42E-06	5.13E-03	0.00
Vanadium	9.06E-02	1.26E-04	1.04E-06	6.28E-08	9.07E-02	0.00
Zinc	1.50E-01	8.37E-05	6.89E-07	2.92E-06	1.51E-01	0.00
1,1-Dichloroethane	1.07E-03	6.84E-10	5.63E-12		1.07E-03	0.00
1,1-Dichloroethene	1.89E-02	1.21E-08	9.92E-11		1.89E-02	0.00
1,2-Dichloroethene	6.70E-03	2.06E-09	1.70E-11		6.70E-03	0.00
Acetone	8.96E-05	1.85E-11	1.53E-13		8.96E-05	0.00
Di-n-butyl phthalate	8.04E-02	2.85E-07	2.34E-09		8.04E-02	0.00
Methylene chloride	1.97E-04	9.52E-11	7.84E-13		1.97E-04	0.00
Naphthalene	5.93E-02	8.67E-08	7.14E-10		5.93E-02	0.00
Phenanthrene						
Trichloroethene	9.85E-02	8.76E-08	7.22E-10		9.85E-02	0.00
Vinyl chloride						
cis-1,2-Dichloroethene	7.22E-02	4.87E-08	4.01E-10		7.22E-02	0.00
Neptunium-237						
Radium-226						
Radon-222						
Technetium-99						
Thorium-228						
Uranium-234						
Uranium-235						
Uranium-238						
Pathway Total	2.13E+05	1.61E+00	1.32E-02	1.51E-03	2.13E+05	
Fraction of Total	1.00E+00	7.55E-06	6.21E-08	7.08E-09		

Table 5.4b Systemic toxicity from biota consumption for the teen recreator (continued)

----- AREA_CODE=1 MEDIA=McNairy Groundwater -----

Analyte	Ingestion of fish	Ingestion of venison	Ingestion of rabbit	Ingestion of quail	Chemical Total	% of Total
Aluminum		1.48E-06	1.22E-08	7.40E-10	1.50E-06	0.00
Antimony	1.08E+01	2.41E-05	1.99E-07	1.20E-08	1.08E+01	87.61
Nitrate as Nitrogen						
Silica						
Tetraoxo-sulfate(1-)						
Thallium						
Zinc	1.89E-01	1.05E-04	8.67E-07	3.67E-06	1.89E-01	1.53
Trichloroethene	1.34E+00	1.20E-06	9.84E-09		1.34E+00	10.86
Technetium-99						
Pathway Total	1.24E+01	1.32E-04	1.09E-06	3.69E-06	1.24E+01	
Fraction of Total	1.00E+00	1.07E-05	8.78E-08	2.98E-07		

----- AREA_CODE=1 MEDIA=Other Groundwater -----

Analyte	Ingestion of fish	Ingestion of venison	Ingestion of rabbit	Ingestion of quail	Chemical Total	% of Total
Methylene chloride	2.21E-04	1.07E-10	8.82E-13		2.21E-04	100.0
Pathway Total	2.21E-04	1.07E-10	8.82E-13		2.21E-04	
Fraction of Total	1.00E+00	4.84E-07	3.99E-09			

----- AREA_CODE=1 MEDIA=RGa Groundwater -----

Analyte	Ingestion of fish	Ingestion of venison	Ingestion of rabbit	Ingestion of quail	Chemical Total	% of Total
Aluminum		6.19E-06	5.10E-08	3.09E-09	6.24E-06	0.00
Arsenic		5.59E-05	4.60E-07	2.79E-08	5.64E-05	0.00
Barium	6.20E-03	1.73E-06	1.42E-08	3.87E-08	6.21E-03	0.00
Beryllium	1.37E-01	7.63E-06	6.28E-08	3.81E-09	1.37E-01	0.00
Cadmium	8.72E-01	9.70E-06	7.99E-08	9.67E-06	8.72E-01	0.00
Chromium	1.75E+00	4.39E-04	3.61E-06	2.19E-07	1.75E+00	0.00
Cobalt	5.97E-02	1.11E-07	9.12E-10	1.10E-06	5.97E-02	0.00
Fluoride						
Iron	1.63E+00	9.08E-04	7.47E-06	2.26E-05	1.63E+00	0.00
Lead	6.88E+04	5.10E-01	4.20E-03	2.54E-04	6.88E+04	99.91
Manganese	5.24E-01	3.64E-06	3.00E-08	1.82E-07	5.24E-01	0.00
Mercury	4.63E-01	2.58E-05	2.12E-07	3.85E-08	4.63E-01	0.00
Molybdenum	2.68E-02	1.49E-05	1.23E-07	7.43E-06	2.68E-02	0.00
Nitrate as Nitrogen						
Selenium		1.95E-04	1.60E-06	8.74E-06	2.05E-04	0.00
Silica						
Sulfate						
Tetraoxo-sulfate(1-)						
Thallium						
Tin	5.35E-01	9.91E-06	8.16E-08		5.35E-01	0.00
Uranium	7.24E-03	1.21E-06	9.94E-09	2.01E-06	7.24E-03	0.00
Vanadium	2.95E-02	4.10E-05	3.38E-07	2.05E-08	2.95E-02	0.00
Zinc	4.24E-02	2.36E-05	1.94E-07	8.23E-07	4.24E-02	0.00
1,1,2-Trichloroethane	4.52E-03	3.22E-09	2.65E-11		4.52E-03	0.00
1,1-Dichloroethene	4.60E-02	2.93E-08	2.42E-10		4.60E-02	0.00
1,2-Dichloroethane						
Acetone	2.92E-05	6.04E-12	4.97E-14		2.92E-05	0.00
Bis(2-ethylhexyl)phthalate	1.44E-01	5.12E-07	4.21E-09		1.44E-01	0.00
Butyl benzyl phthalate	7.22E-03	2.56E-08	2.11E-10		7.22E-03	0.00
Carbon tetrachloride	8.37E+00	9.29E-06	7.65E-08		8.37E+00	0.01
Chlorobenzene	3.66E-03	4.06E-09	3.35E-11		3.66E-03	0.00
Chloroform	1.26E-02	9.02E-09	7.42E-11		1.26E-02	0.00
Di-n-butyl phthalate	1.91E-01	6.75E-07	5.56E-09		1.91E-01	0.00
Dimethylbenzene	3.33E-02	4.87E-08	4.01E-10		3.33E-02	0.00

Table 5.4b Systemic toxicity from biota consumption for the teen recreator (continued)

----- AREA_CODE=1 MEDIA=RGA Groundwater -----						
(continued)						
Analyte	Ingestion of fish	Ingestion of venison	Ingestion of rabbit	Ingestion of quail	Chemical Total	% of Total
Ethane						
Ethylbenzene	2.64E-01	3.45E-07	2.84E-09		2.64E-01	0.00
Ethylene						
Methylene chloride	5.52E-04	2.68E-10	2.20E-12		5.52E-04	0.00
Tetrachloroethene	8.26E-01	8.20E-07	6.76E-09		8.26E-01	0.00
Trichloroethene	4.23E+01	3.76E-05	3.10E-07		4.23E+01	0.06
Vinyl chloride						
cis-1,2-Dichloroethene	1.73E+00	1.17E-06	9.59E-09		1.73E+00	0.00
trans-1,2-Dichloroethene	3.79E-02	1.17E-08	9.61E-11		3.79E-02	0.00
Americium-241						
Cesium-137						
Cobalt-60						
Neptunium-237						
Plutonium-239						
Radium-226						
Radon-222						
Technetium-99						
Thorium-230						
Uranium-234						
Uranium-235						
Uranium-235/236						
Uranium-238						
Pathway Total	6.88E+04	5.12E-01	4.21E-03	3.07E-04	6.88E+04	
Fraction of Total	1.00E+00	7.43E-06	6.12E-08	4.46E-09		

----- AREA_CODE=1 MEDIA=UCRS Groundwater -----						
Analyte	Ingestion of fish	Ingestion of venison	Ingestion of rabbit	Ingestion of quail	Chemical Total	% of Total
Aluminum		1.02E-05	8.38E-08	5.08E-09	1.03E-05	0.00
Ammonia as Nitrogen						
Antimony	3.23E+00	7.19E-06	5.92E-08	3.58E-09	3.23E+00	0.00
Arsenic		2.44E-04	2.01E-06	1.22E-07	2.47E-04	0.00
Barium	7.80E-03	2.17E-06	1.79E-08	4.87E-08	7.80E-03	0.00
Beryllium	3.94E-02	2.19E-06	1.80E-08	1.09E-09	3.94E-02	0.00
Cadmium	7.30E-01	8.12E-06	6.68E-08	8.10E-06	7.30E-01	0.00
Chromium	1.06E+00	2.66E-04	2.19E-06	1.33E-07	1.06E+00	0.00
Cobalt	5.61E-02	1.04E-07	8.56E-10	1.04E-06	5.61E-02	0.00
Fluoride						
Iron	1.47E+00	8.18E-04	6.74E-06	2.04E-05	1.47E+00	0.00
Kjeldahl Nitrogen						
Lead	6.47E+04	4.80E-01	3.95E-03	2.39E-04	6.47E+04	99.82
Manganese	6.94E-01	4.82E-06	3.97E-08	2.41E-07	6.94E-01	0.00
Mercury	4.63E-01	2.58E-05	2.12E-07	3.85E-08	4.63E-01	0.00
Molybdenum	9.26E-03	5.15E-06	4.24E-08	2.57E-06	9.27E-03	0.00
Nickel	3.12E-01	8.67E-05	7.14E-07		3.12E-01	0.00
Nitrate as Nitrogen						
Nitrate/Nitrite						
Orthophosphate						
Selenium		1.34E-04	1.10E-06	6.02E-06	1.41E-04	0.00
Silica						
Strontium	5.96E-02	4.42E-05	3.64E-07	2.21E-07	5.97E-02	0.00
Sulfate						
Sulfide						
Tetraoxo-sulfate(1-)						
Thallium						
Tin	6.02E-02	1.12E-06	9.19E-09		6.02E-02	0.00
Uranium	1.81E-02	3.02E-06	2.49E-08	5.02E-06	1.81E-02	0.00
Vanadium	5.13E-02	7.13E-05	5.87E-07	3.56E-08	5.14E-02	0.00

Table 5.4b Systemic toxicity from biota consumption for the teen recreator (continued)

----- AREA_CODE=1 MEDIA=UCRS Groundwater -----						
(continued)						
Analyte	Ingestion of fish	Ingestion of venison	Ingestion of rabbit	Ingestion of quail	Chemical Total	% of Total
Zinc	2.79E-02	1.55E-05	1.28E-07	5.42E-07	2.79E-02	0.00
1,1-Dichloroethene	1.41E-01	9.03E-08	7.44E-10		1.41E-01	0.00
1,2-Dichloroethane						
1,2-Dichloroethene	2.65E-04	8.16E-11	6.72E-13		2.65E-04	0.00
2,4-Dimethylphenol	3.36E-03	2.83E-09	2.33E-11		3.36E-03	0.00
Benzene						
Bis(2-ethylhexyl)phthalate	7.22E-02	2.56E-07	2.11E-09		7.22E-02	0.00
Chloroethane	6.48E-03	3.32E-09	2.73E-11		6.48E-03	0.00
Chloroform	1.54E-02	1.09E-08	9.02E-11		1.54E-02	0.00
Di-n-butyl phthalate	1.42E-02	5.01E-08	4.13E-10		1.42E-02	0.00
Dimethylbenzene	3.74E-02	5.47E-08	4.50E-10		3.74E-02	0.00
Ethane						
Ethylbenzene	2.97E-01	3.90E-07	3.21E-09		2.97E-01	0.00
Ethylene						
Fluorene	5.94E-02	1.60E-07	1.31E-09		5.94E-02	0.00
Isophorone	1.35E-04	8.13E-11	6.69E-13		1.35E-04	0.00
Methylene chloride	4.51E-04	2.18E-10	1.80E-12		4.51E-04	0.00
Naphthalene	6.20E-02	9.06E-08	7.46E-10		6.20E-02	0.00
Phenanthrene						
Trichloroethene	1.01E+02	9.00E-05	7.41E-07		1.01E+02	0.16
Vinyl chloride						
cis-1,2-Dichloroethene	3.72E+00	2.51E-06	2.06E-08		3.72E+00	0.01
trans-1,2-Dichloroethene	1.58E-02	4.86E-09	4.00E-11		1.58E-02	0.00
Americium-241						
Cobalt-60						
Neptunium-237						
Plutonium-239						
Radium-226						
Radon-222						
Technetium-99						
Thorium-228						
Uranium-234						
Uranium-235						
Uranium-235/236						
Uranium-238						
Pathway Total	6.48E+04	4.82E-01	3.97E-03	2.84E-04	6.48E+04	
Fraction of Total	1.00E+00	7.43E-06	6.12E-08	4.38E-09		

----- AREA_CODE=m MEDIA=McNairy Groundwater -----						
Analyte	Ingestion of fish	Ingestion of venison	Ingestion of rabbit	Ingestion of quail	Chemical Total	% of Total
Aluminum		2.54E-06	2.09E-08	1.26E-09	2.56E-06	0.00
Arsenic		9.69E-05	7.98E-07	4.83E-08	9.77E-05	0.00
Barium	5.26E-03	1.46E-06	1.20E-08	3.28E-08	5.26E-03	0.03
Beryllium	1.58E-01	8.77E-06	7.22E-08	4.37E-09	1.58E-01	1.03
Cadmium	1.71E+00	1.91E-05	1.57E-07	1.90E-05	1.71E+00	11.22
Chromium	2.55E+00	6.38E-04	5.26E-06	3.18E-07	2.55E+00	16.72
Cobalt	6.98E-02	1.29E-07	1.07E-09	1.29E-06	6.98E-02	0.46
Fluoride						
Iron	9.30E+00	5.17E-03	4.26E-05	1.29E-04	9.30E+00	60.95
Manganese	6.35E-01	4.41E-06	3.63E-08	2.20E-07	6.35E-01	4.16
Mercury	5.30E-01	2.95E-05	2.43E-07	4.41E-08	5.30E-01	3.47
Molybdenum	3.35E-02	1.86E-05	1.53E-07	9.28E-06	3.35E-02	0.22
Nickel	9.72E-02	2.70E-05	2.23E-07		9.73E-02	0.64
Silica						
Sulfate						
Tetraoxo-sulfate(1-)						
Uranium	3.01E-03	5.02E-07	4.14E-09	8.35E-07	3.01E-03	0.02

Table 5.4b Systemic toxicity from biota consumption for the teen recreator (continued)

----- AREA_CODE=m MEDIA=McNairy Groundwater -----
(continued)

Analyte	Ingestion of fish	Ingestion of venison	Ingestion of rabbit	Ingestion of quail	Chemical Total	% of Total
Vanadium	9.90E-02	1.38E-04	1.13E-06	6.86E-08	9.91E-02	0.65
Zinc	6.08E-02	3.38E-05	2.78E-07	1.18E-06	6.08E-02	0.40
Trichloroethene	4.59E-03	4.08E-09	3.36E-11		4.59E-03	0.03
Neptunium-237						
Plutonium-239						
Radium-226						
Radon-222						
Technetium-99						
Thorium-230						
Pathway Total	1.53E+01	6.19E-03	5.10E-05	1.61E-04	1.53E+01	
Fraction of Total	1.00E+00	4.06E-04	3.34E-06	1.06E-05		

----- AREA_CODE=m MEDIA=Other Groundwater -----

Analyte	Ingestion of fish	Ingestion of venison	Ingestion of rabbit	Ingestion of quail	Chemical Total	% of Total
Aluminum		1.35E-05	1.11E-07	6.73E-09	1.36E-05	0.00
Ammonia as Nitrogen						
Antimony	4.14E+00	9.21E-06	7.59E-08	4.59E-09	4.14E+00	0.00
Arsenic		4.55E-05	3.74E-07	2.27E-08	4.59E-05	0.00
Barium	2.68E-03	7.46E-07	6.14E-09	1.67E-08	2.68E-03	0.00
Beryllium	6.32E-02	3.52E-06	2.90E-08	1.75E-09	6.32E-02	0.00
Cadmium	1.48E+00	1.65E-05	1.36E-07	1.64E-05	1.48E+00	0.00
Chromium	8.23E-01	2.06E-04	1.70E-06	1.03E-07	8.23E-01	0.00
Cobalt	1.48E-01	2.73E-07	2.25E-09	2.73E-06	1.48E-01	0.00
Fluoride						
Iron	1.43E+01	7.97E-03	6.56E-05	1.99E-04	1.43E+01	0.01
Kjeldahl Nitrogen						
Lead	1.70E+05	1.26E+00	1.04E-02	6.30E-04	1.70E+05	99.98
Manganese	5.27E+00	3.66E-05	3.02E-07	1.83E-06	5.27E+00	0.00
Mercury	2.80E-01	1.56E-05	1.28E-07	2.33E-08	2.80E-01	0.00
Nickel	1.47E-01	4.08E-05	3.36E-07		1.47E-01	0.00
Nitrate as Nitrogen						
Silica						
Strontium	2.80E-02	2.08E-05	1.71E-07	1.04E-07	2.80E-02	0.00
Sulfate						
Sulfide						
Tetraoxo-sulfate(1-)						
Thallium						
Tin	1.21E-02	2.24E-07	1.84E-09		1.21E-02	0.00
Uranium	4.25E-03	7.09E-07	5.84E-09	1.18E-06	4.25E-03	0.00
Vanadium	7.22E-02	1.00E-04	8.26E-07	5.00E-08	7.23E-02	0.00
Zinc	7.06E-02	3.92E-05	3.23E-07	1.37E-06	7.06E-02	0.00
1,1-Dichloroethane	1.06E-03	6.76E-10	5.56E-12		1.06E-03	0.00
1,1-Dichloroethene	1.86E-02	1.19E-08	9.80E-11		1.86E-02	0.00
1,2-Dichloroethene	6.70E-03	2.06E-09	1.70E-11		6.70E-03	0.00
Acetone	8.96E-05	1.85E-11	1.53E-13		8.96E-05	0.00
Di-n-butyl phthalate	8.04E-02	2.85E-07	2.34E-09		8.04E-02	0.00
Methylene chloride	1.97E-04	9.52E-11	7.84E-13		1.97E-04	0.00
Naphthalene	5.93E-02	8.67E-08	7.14E-10		5.93E-02	0.00
Phenanthrene						
Trichloroethene	7.35E-02	6.54E-08	5.38E-10		7.35E-02	0.00
Vinyl chloride						
cis-1,2-Dichloroethene	6.83E-02	4.61E-08	3.80E-10		6.83E-02	0.00
Neptunium-237						
Radium-226						
Radon-222						
Technetium-99						
Thorium-228						

Table 5.4b Systemic toxicity from biota consumption for the teen recreator (continued)

----- AREA_CODE=m MEDIA=Other Groundwater -----						
(continued)						
Analyte	Ingestion of fish	Ingestion of venison	Ingestion of rabbit	Ingestion of quail	Chemical Total	% of Total
Thorium-230						
Uranium-234						
Uranium-235						
Uranium-238						
Pathway Total	1.70E+05	1.27E+00	1.05E-02	8.52E-04	1.70E+05	
Fraction of Total	1.00E+00	7.46E-06	6.15E-08	5.00E-09		

----- AREA_CODE=m MEDIA=RGa Groundwater -----						
Analyte	Ingestion of fish	Ingestion of venison	Ingestion of rabbit	Ingestion of quail	Chemical Total	% of Total
Aluminum		3.02E-06	2.49E-08	1.51E-09	3.05E-06	0.00
Antimony	9.14E+00	2.03E-05	1.67E-07	1.01E-08	9.14E+00	0.01
Arsenic		4.52E-05	3.72E-07	2.25E-08	4.56E-05	0.00
Barium	2.59E-03	7.21E-07	5.94E-09	1.62E-08	2.60E-03	0.00
Beryllium	1.66E-01	9.22E-06	7.59E-08	4.60E-09	1.66E-01	0.00
Bicarbonate						
Boron		6.05E-06	4.98E-08		6.10E-06	0.00
Cadmium	9.26E-01	1.03E-05	8.48E-08	1.03E-05	9.26E-01	0.00
Cerium						
Chromium	5.57E+00	1.39E-03	1.15E-05	6.95E-07	5.57E+00	0.01
Cobalt	6.57E-02	1.22E-07	1.00E-09	1.21E-06	6.57E-02	0.00
Copper	6.79E-02	1.70E-05	1.40E-07	4.71E-07	6.79E-02	0.00
Fluoride						
Gallium						
Iron	7.66E-01	4.26E-04	3.51E-06	1.06E-05	7.66E-01	0.00
Lead	7.08E+04	5.25E-01	4.32E-03	2.62E-04	7.08E+04	99.68
Lithium		5.15E-05	4.24E-07		5.19E-05	0.00
Manganese	1.40E-01	9.73E-07	8.01E-09	4.85E-08	1.40E-01	0.00
Mercury	1.92E-01	1.07E-05	8.77E-08	1.59E-08	1.92E-01	0.00
Molybdenum	2.65E-02	1.48E-05	1.22E-07	7.36E-06	2.66E-02	0.00
Nickel	1.51E-01	4.20E-05	3.46E-07		1.51E-01	0.00
Nitrate as Nitrogen						
Selenium		1.31E-04	1.08E-06	5.87E-06	1.38E-04	0.00
Silica						
Silver	1.06E-02	3.53E-05	2.91E-07	1.17E-05	1.06E-02	0.00
Sulfate						
Tetraoxo-sulfate(1-)						
Thallium						
Thorium						
Titanium						
Uranium	1.77E-03	2.96E-07	2.44E-09	4.92E-07	1.78E-03	0.00
Vanadium	4.18E-02	5.81E-05	4.79E-07	2.90E-08	4.19E-02	0.00
Zinc	8.70E-02	4.84E-05	3.98E-07	1.69E-06	8.71E-02	0.00
Zirconium						
1,1-Dichloroethene	1.41E-02	9.03E-09	7.44E-11		1.41E-02	0.00
1,2-Dichlorobenzene	6.63E-05	1.02E-10	8.44E-13		6.63E-05	0.00
1,2-Dichloroethene	1.37E-04	4.21E-11	3.47E-13		1.37E-04	0.00
1,3,5-Trimethylbenzene	1.20E-03	2.57E-09	2.12E-11		1.20E-03	0.00
1,4-Dichlorobenzene						
2-Butanone	8.40E-06	2.30E-12	1.90E-14		8.40E-06	0.00
4-Bromofluorobenzene						
4-Methyl-2-pentanone	2.51E-04	1.15E-10	9.49E-13		2.51E-04	0.00
Acetone	2.01E-05	4.16E-12	3.43E-14		2.01E-05	0.00
Acrylonitrile	4.22E-03	1.15E-09	9.43E-12		4.22E-03	0.00
Benzene						
Bis(2-ethylhexyl)phthalate	4.32E-01	1.53E-06	1.26E-08		4.32E-01	0.00
Bromomethane	1.59E-03	7.29E-10	6.00E-12		1.59E-03	0.00
Carbazole						

Table 5.4b Systemic toxicity from biota consumption for the teen recreator (continued)

----- AREA_CODE=m MEDIA=RGA Groundwater -----						
(continued)						
Analyte	Ingestion of fish	Ingestion of venison	Ingestion of rabbit	Ingestion of quail	Chemical Total	% of Total
Carbon tetrachloride	3.14E-02	3.48E-08	2.87E-10		3.14E-02	0.00
Chloroform	1.81E-03	1.29E-09	1.06E-11		1.81E-03	0.00
Chloromethane						
Chrysene						
Di-n-butyl phthalate	8.60E-02	3.04E-07	2.51E-09		8.60E-02	0.00
Dimethylbenzene	2.64E-04	3.86E-10	3.17E-12		2.64E-04	0.00
Ethanol						
Ethylbenzene	6.19E-04	8.11E-10	6.68E-12		6.19E-04	0.00
Methylene chloride	1.59E-04	7.72E-11	6.35E-13		1.59E-04	0.00
PCB-1254	2.09E+02	1.36E-03	1.12E-05	6.63E-05	2.09E+02	0.30
Polychlorinated biphenyl						
Tetrachloroethene	5.16E-03	5.13E-09	4.22E-11		5.16E-03	0.00
Trichloroethene	1.77E+00	1.58E-06	1.30E-08		1.77E+00	0.00
Vinyl chloride						
cis-1,2-Dichloroethene	1.67E-02	1.13E-08	9.27E-11		1.67E-02	0.00
m,p-Xylene	2.40E-06	3.51E-12	2.89E-14		2.40E-06	0.00
trans-1,2-Dichloroethene	1.58E-04	4.86E-11	4.00E-13		1.58E-04	0.00
trans-1,3-Dichloropropene						
Americium-241						
Cesium-137						
Cobalt-60						
Neptunium-237						
Plutonium-239						
Radium-226						
Radon-222						
Technetium-99						
Thorium-230						
Pathway Total	7.10E+04	5.28E-01	4.35E-03	3.79E-04	7.10E+04	
Fraction of Total	1.00E+00	7.44E-06	6.13E-08	5.33E-09		

----- AREA_CODE=m MEDIA=UCRS Groundwater -----						
Analyte	Ingestion of fish	Ingestion of venison	Ingestion of rabbit	Ingestion of quail	Chemical Total	% of Total
Aluminum		1.30E-05	1.07E-07	6.48E-09	1.31E-05	0.00
Antimony	6.66E+00	1.48E-05	1.22E-07	7.38E-09	6.66E+00	0.01
Arsenic		6.88E-05	5.66E-07	3.43E-08	6.94E-05	0.00
Barium	7.45E-03	2.07E-06	1.71E-08	4.65E-08	7.45E-03	0.00
Cadmium	9.34E-01	1.04E-05	8.56E-08	1.04E-05	9.34E-01	0.00
Chromium	9.12E-01	2.28E-04	1.88E-06	1.14E-07	9.12E-01	0.00
Cobalt	6.11E-02	1.13E-07	9.32E-10	1.13E-06	6.11E-02	0.00
Copper	3.03E-01	7.59E-05	6.25E-07	2.10E-06	3.03E-01	0.00
Fluoride						
Iron	1.28E+00	7.11E-04	5.85E-06	1.77E-05	1.28E+00	0.00
Lead	7.15E+04	5.30E-01	4.37E-03	2.64E-04	7.15E+04	99.98
Manganese	2.71E-01	1.89E-06	1.55E-08	9.40E-08	2.71E-01	0.00
Mercury	1.78E-01	9.87E-06	8.13E-08	1.48E-08	1.78E-01	0.00
Nickel	1.44E-01	3.99E-05	3.29E-07		1.44E-01	0.00
Nitrate as Nitrogen						
Silica						
Silver	9.55E-03	3.19E-05	2.62E-07	1.06E-05	9.59E-03	0.00
Sulfate						
Tetraoxo-sulfate(1-)						
Thallium						
Uranium	9.81E-02	1.64E-05	1.35E-07	2.72E-05	9.81E-02	0.00
Vanadium	1.50E-01	2.09E-04	1.72E-06	1.04E-07	1.50E-01	0.00
Zinc	2.50E-01	1.39E-04	1.14E-06	4.85E-06	2.50E-01	0.00
Benzene						
Bromodichloromethane	4.84E-03	3.65E-09	3.00E-11		4.84E-03	0.00

Table 5.4b Systemic toxicity from biota consumption for the teen recreator (continued)

----- AREA_CODE=m MEDIA=UCRS Groundwater -----
(continued)

Analyte	Ingestion of fish	Ingestion of venison	Ingestion of rabbit	Ingestion of quail	Chemical Total	% of Total
Chloroform	9.69E-03	6.91E-09	5.69E-11		9.69E-03	0.00
Dibromochloromethane	1.28E-03	1.02E-09	8.40E-12		1.28E-03	0.00
Ethanol						
Methylene chloride	1.88E-04	9.09E-11	7.49E-13		1.88E-04	0.00
Trichloroethene	1.14E-02	1.01E-08	8.33E-11		1.14E-02	0.00
Cesium-137						
Cobalt-60						
Neptunium-237						
Plutonium-239						
Radium-226						
Radon-222						
Technetium-99						
Pathway Total	7.15E+04	5.32E-01	4.38E-03	3.39E-04	7.15E+04	
Fraction of Total	1.00E+00	7.44E-06	6.12E-08	4.74E-09		

----- AREA_CODE=n MEDIA=McNairy Groundwater -----

Analyte	Ingestion of fish	Ingestion of venison	Ingestion of rabbit	Ingestion of quail	Chemical Total	% of Total
Aluminum		5.96E-06	4.91E-08	2.97E-09	6.02E-06	0.00
Antimony	9.46E+00	2.11E-05	1.73E-07	1.05E-08	9.46E+00	56.00
Arsenic		8.03E-05	6.61E-07	4.00E-08	8.10E-05	0.00
Barium	4.98E-03	1.39E-06	1.14E-08	3.11E-08	4.98E-03	0.03
Beryllium	1.59E-01	8.84E-06	7.28E-08	4.41E-09	1.59E-01	0.94
Cadmium	1.77E+00	1.97E-05	1.62E-07	1.96E-05	1.77E+00	10.45
Chromium	9.84E-01	2.46E-04	2.03E-06	1.23E-07	9.84E-01	5.82
Cobalt	6.90E-02	1.28E-07	1.05E-09	1.28E-06	6.90E-02	0.41
Fluoride						
Iron	2.76E+00	1.54E-03	1.26E-05	3.83E-05	2.76E+00	16.34
Manganese	5.04E-01	3.50E-06	2.88E-08	1.75E-07	5.04E-01	2.98
Mercury	3.72E-01	2.07E-05	1.70E-07	3.09E-08	3.72E-01	2.20
Molybdenum	3.23E-02	1.79E-05	1.48E-07	8.95E-06	3.23E-02	0.19
Nickel	9.79E-02	2.72E-05	2.24E-07		9.80E-02	0.58
Nitrate as Nitrogen						
Silica						
Sulfate						
Tetraoxo-sulfate(1-)						
Thallium						
Uranium	2.60E-03	4.33E-07	3.57E-09	7.20E-07	2.60E-03	0.02
Vanadium	7.84E-02	1.09E-04	8.98E-07	5.44E-08	7.85E-02	0.46
Zinc	9.80E-02	5.45E-05	4.49E-07	1.90E-06	9.81E-02	0.58
Trichloroethene	5.05E-01	4.50E-07	3.70E-09		5.05E-01	2.99
Neptunium-237						
Plutonium-239						
Radium-226						
Radon-222						
Technetium-99						
Thorium-230						
Pathway Total	1.69E+01	2.15E-03	1.77E-05	7.12E-05	1.69E+01	
Fraction of Total	1.00E+00	1.27E-04	1.05E-06	4.21E-06		

----- AREA_CODE=n MEDIA=Other Groundwater -----

Analyte	Ingestion of fish	Ingestion of venison	Ingestion of rabbit	Ingestion of quail	Chemical Total	% of Total
Aluminum		1.35E-05	1.11E-07	6.73E-09	1.36E-05	0.00
Ammonia as Nitrogen						

Table 5.4b Systemic toxicity from biota consumption for the teen recreator (continued)

----- AREA_CODE=n MEDIA=Other Groundwater -----						
(continued)						
Analyte	Ingestion of fish	Ingestion of venison	Ingestion of rabbit	Ingestion of quail	Chemical Total	% of Total
Antimony	4.14E+00	9.21E-06	7.59E-08	4.59E-09	4.14E+00	0.00
Arsenic		4.55E-05	3.74E-07	2.27E-08	4.59E-05	0.00
Barium	2.68E-03	7.46E-07	6.14E-09	1.67E-08	2.68E-03	0.00
Beryllium	6.32E-02	3.52E-06	2.90E-08	1.75E-09	6.32E-02	0.00
Cadmium	1.48E+00	1.65E-05	1.36E-07	1.64E-05	1.48E+00	0.00
Chromium	8.23E-01	2.06E-04	1.70E-06	1.03E-07	8.23E-01	0.00
Cobalt	1.48E-01	2.73E-07	2.25E-09	2.73E-06	1.48E-01	0.00
Fluoride						
Iron	1.43E+01	7.97E-03	6.56E-05	1.99E-04	1.43E+01	0.01
Kjeldahl Nitrogen						
Lead	1.70E+05	1.26E+00	1.04E-02	6.30E-04	1.70E+05	99.98
Manganese	5.27E+00	3.66E-05	3.02E-07	1.83E-06	5.27E+00	0.00
Mercury	2.80E-01	1.56E-05	1.28E-07	2.33E-08	2.80E-01	0.00
Nickel	1.47E-01	4.08E-05	3.36E-07		1.47E-01	0.00
Nitrate as Nitrogen						
Silica						
Strontium	2.80E-02	2.08E-05	1.71E-07	1.04E-07	2.80E-02	0.00
Sulfate						
Sulfide						
Tetraoxo-sulfate(1-)						
Thallium						
Tin	1.21E-02	2.24E-07	1.84E-09		1.21E-02	0.00
Uranium	4.25E-03	7.09E-07	5.84E-09	1.18E-06	4.25E-03	0.00
Vanadium	7.22E-02	1.00E-04	8.26E-07	5.00E-08	7.23E-02	0.00
Zinc	7.06E-02	3.92E-05	3.23E-07	1.37E-06	7.06E-02	0.00
1,1-Dichloroethane	1.05E-03	6.68E-10	5.50E-12		1.05E-03	0.00
1,1-Dichloroethene	1.84E-02	1.18E-08	9.68E-11		1.84E-02	0.00
1,2-Dichloroethene	5.67E-03	1.75E-09	1.44E-11		5.67E-03	0.00
Acetone	8.96E-05	1.85E-11	1.53E-13		8.96E-05	0.00
Di-n-butyl phthalate	8.04E-02	2.85E-07	2.34E-09		8.04E-02	0.00
Methylene chloride	1.88E-04	9.10E-11	7.49E-13		1.88E-04	0.00
Naphthalene	5.93E-02	8.67E-08	7.14E-10		5.93E-02	0.00
Phenanthrene						
Trichloroethene	7.30E-02	6.49E-08	5.34E-10		7.30E-02	0.00
Vinyl chloride						
cis-1,2-Dichloroethene	6.83E-02	4.61E-08	3.80E-10		6.83E-02	0.00
Neptunium-237						
Radium-226						
Radon-222						
Technetium-99						
Thorium-228						
Thorium-230						
Uranium-234						
Uranium-235						
Uranium-238						
Pathway Total	1.70E+05	1.27E+00	1.05E-02	8.52E-04	1.70E+05	
Fraction of Total	1.00E+00	7.46E-06	6.15E-08	5.00E-09		

----- AREA_CODE=n MEDIA=RGA Groundwater -----						
Analyte	Ingestion of fish	Ingestion of venison	Ingestion of rabbit	Ingestion of quail	Chemical Total	% of Total
Aluminum		4.04E-06	3.32E-08	2.01E-09	4.07E-06	0.00
Antimony	8.90E+00	1.98E-05	1.63E-07	9.87E-09	8.90E+00	0.01
Arsenic		4.93E-05	4.06E-07	2.46E-08	4.97E-05	0.00
Barium	2.61E-03	7.26E-07	5.97E-09	1.63E-08	2.61E-03	0.00
Beryllium	1.56E-01	8.69E-06	7.16E-08	4.33E-09	1.56E-01	0.00
Bicarbonate						
Boron		6.05E-06	4.98E-08		6.10E-06	0.00

Table 5.4b Systemic toxicity from biota consumption for the teen recreator (continued)

----- AREA_CODE=n MEDIA=RGA Groundwater -----						
(continued)						
Analyte	Ingestion of fish	Ingestion of venison	Ingestion of rabbit	Ingestion of quail	Chemical Total	% of Total
Cadmium	8.81E-01	9.79E-06	8.06E-08	9.77E-06	8.81E-01	0.00
Cerium						
Chromium	3.79E+00	9.49E-04	7.81E-06	4.73E-07	3.79E+00	0.01
Cobalt	6.36E-02	1.18E-07	9.71E-10	1.18E-06	6.36E-02	0.00
Copper	5.94E-02	1.49E-05	1.22E-07	4.12E-07	5.94E-02	0.00
Fluoride						
Gallium						
Iron	9.81E-01	5.46E-04	4.49E-06	1.36E-05	9.82E-01	0.00
Lead	6.86E+04	5.08E-01	4.19E-03	2.53E-04	6.86E+04	99.61
Lithium		5.15E-05	4.24E-07		5.19E-05	0.00
Manganese	2.87E-01	2.00E-06	1.64E-08	9.95E-08	2.87E-01	0.00
Mercury	4.33E-01	2.41E-05	1.98E-07	3.60E-08	4.33E-01	0.00
Molybdenum	2.64E-02	1.47E-05	1.21E-07	7.31E-06	2.64E-02	0.00
Nickel	1.47E-01	4.09E-05	3.36E-07		1.47E-01	0.00
Nitrate as Nitrogen						
Selenium		1.59E-04	1.31E-06	7.13E-06	1.67E-04	0.00
Silica						
Silver	1.08E-02	3.59E-05	2.96E-07	1.19E-05	1.08E-02	0.00
Sulfate						
Tetraoxo-sulfate(1-)						
Thallium						
Thorium						
Tin	9.25E-02	1.72E-06	1.41E-08		9.25E-02	0.00
Titanium						
Uranium	4.08E-03	6.81E-07	5.61E-09	1.13E-06	4.08E-03	0.00
Vanadium	3.86E-02	5.37E-05	4.42E-07	2.68E-08	3.87E-02	0.00
Zinc	7.46E-02	4.15E-05	3.41E-07	1.45E-06	7.46E-02	0.00
Zirconium						
1,1,2-Trichloroethane	4.52E-03	3.22E-09	2.65E-11		4.52E-03	0.00
1,1-Dichloroethene	4.60E-02	2.93E-08	2.42E-10		4.60E-02	0.00
1,2-Dichlorobenzene	6.63E-05	1.02E-10	8.44E-13		6.63E-05	0.00
1,2-Dichloroethane						
1,2-Dichloroethene	1.26E-04	3.88E-11	3.20E-13		1.26E-04	0.00
1,3,5-Trimethylbenzene	1.20E-03	2.57E-09	2.12E-11		1.20E-03	0.00
1,4-Dichlorobenzene						
2-Butanone	6.87E-05	1.88E-11	1.55E-13		6.87E-05	0.00
4-Bromofluorobenzene						
4-Methyl-2-pentanone	4.73E-04	2.17E-10	1.79E-12		4.73E-04	0.00
Acetone	1.68E-04	3.47E-11	2.86E-13		1.68E-04	0.00
Acrylonitrile	4.22E-03	1.15E-09	9.43E-12		4.22E-03	0.00
Benzene						
Bis(2-ethylhexyl)phthalate	3.91E-01	1.39E-06	1.14E-08		3.91E-01	0.00
Bromomethane	1.59E-03	7.29E-10	6.00E-12		1.59E-03	0.00
Butyl benzyl phthalate	7.22E-03	2.56E-08	2.11E-10		7.22E-03	0.00
Carbazole						
Carbon tetrachloride	8.37E+00	9.29E-06	7.65E-08		8.37E+00	0.01
Chlorobenzene	3.66E-03	4.06E-09	3.35E-11		3.66E-03	0.00
Chloroform	1.26E-02	9.02E-09	7.42E-11		1.26E-02	0.00
Chloromethane						
Chrysene						
Di-n-butyl phthalate	1.42E-01	5.03E-07	4.14E-09		1.42E-01	0.00
Dimethylbenzene	1.43E-02	2.09E-08	1.72E-10		1.43E-02	0.00
Ethane						
Ethanol						
Ethylbenzene	1.15E-01	1.50E-07	1.24E-09		1.15E-01	0.00
Ethylene						
Methylene chloride	1.94E-03	9.40E-10	7.74E-12		1.94E-03	0.00
PCB-1254	2.21E+02	1.44E-03	1.18E-05	7.00E-05	2.21E+02	0.32
Polychlorinated biphenyl						
Tetrachloroethene	8.26E-01	8.20E-07	6.76E-09		8.26E-01	0.00
Trichloroethene	2.03E+01	1.81E-05	1.49E-07		2.03E+01	0.03

Table 5.4b Systemic toxicity from biota consumption for the teen recreator (continued)

----- AREA_CODE=n MEDIA=RGA Groundwater -----
(continued)

Analyte	Ingestion of fish	Ingestion of venison	Ingestion of rabbit	Ingestion of quail	Chemical Total	% of Total
Vinyl chloride						
cis-1,2-Dichloroethene	7.03E-01	4.74E-07	3.91E-09		7.03E-01	0.00
m,p-Xylene	4.27E-06	6.24E-12	5.14E-14		4.27E-06	0.00
trans-1,2-Dichloroethene	2.81E-02	8.65E-09	7.12E-11		2.81E-02	0.00
trans-1,3-Dichloropropene						
Americium-241						
Cesium-137						
Cobalt-60						
Neptunium-237						
Plutonium-239						
Radium-226						
Radon-222						
Technetium-99						
Thorium-230						
Uranium-234						
Uranium-235						
Uranium-235/236						
Uranium-238						
Pathway Total	6.88E+04	5.12E-01	4.21E-03	3.78E-04	6.88E+04	
Fraction of Total	1.00E+00	7.44E-06	6.12E-08	5.49E-09		

----- AREA_CODE=n MEDIA=UCRS Groundwater -----

Analyte	Ingestion of fish	Ingestion of venison	Ingestion of rabbit	Ingestion of quail	Chemical Total	% of Total
Aluminum		1.01E-05	8.28E-08	5.02E-09	1.01E-05	0.00
Ammonia as Nitrogen						
Antimony	5.76E+00	1.28E-05	1.05E-07	6.38E-09	5.76E+00	0.01
Arsenic		2.08E-04	1.72E-06	1.04E-07	2.10E-04	0.00
Barium	7.36E-03	2.05E-06	1.68E-08	4.59E-08	7.36E-03	0.00
Beryllium	3.94E-02	2.19E-06	1.80E-08	1.09E-09	3.94E-02	0.00
Cadmium	7.43E-01	8.27E-06	6.81E-08	8.24E-06	7.43E-01	0.00
Chromium	1.02E+00	2.56E-04	2.10E-06	1.27E-07	1.02E+00	0.00
Cobalt	5.69E-02	1.05E-07	8.68E-10	1.05E-06	5.69E-02	0.00
Copper	1.12E-01	2.81E-05	2.31E-07	7.78E-07	1.12E-01	0.00
Fluoride						
Iron	1.29E+00	7.18E-04	5.91E-06	1.79E-05	1.29E+00	0.00
Kjeldahl Nitrogen						
Lead	6.70E+04	4.97E-01	4.09E-03	2.48E-04	6.70E+04	99.86
Manganese	1.05E+00	7.28E-06	6.00E-08	3.63E-07	1.05E+00	0.00
Mercury	7.72E-01	4.29E-05	3.54E-07	6.42E-08	7.72E-01	0.00
Molybdenum	9.26E-03	5.15E-06	4.24E-08	2.57E-06	9.27E-03	0.00
Nickel	2.49E-01	6.93E-05	5.70E-07		2.49E-01	0.00
Nitrate as Nitrogen						
Nitrate/Nitrite						
Orthophosphate						
Selenium		1.33E-04	1.09E-06	5.97E-06	1.40E-04	0.00
Silica						
Silver	9.76E-03	3.26E-05	2.68E-07	1.08E-05	9.80E-03	0.00
Strontium	5.96E-02	4.42E-05	3.64E-07	2.21E-07	5.97E-02	0.00
Sulfate						
Sulfide						
Tetraoxo-sulfate(1-)						
Thallium						
Tin	6.02E-02	1.12E-06	9.19E-09		6.02E-02	0.00
Uranium	3.71E-02	6.19E-06	5.09E-08	1.03E-05	3.71E-02	0.00
Vanadium	5.32E-02	7.40E-05	6.10E-07	3.69E-08	5.33E-02	0.00
Zinc	8.11E-02	4.51E-05	3.71E-07	1.57E-06	8.11E-02	0.00
1,1-Dichloroethene	1.41E-01	9.03E-08	7.44E-10		1.41E-01	0.00

Table 5.4b Systemic toxicity from biota consumption for the teen recreator (continued)

----- AREA_CODE=n MEDIA=UCRS Groundwater -----						
(continued)						
Analyte	Ingestion of fish	Ingestion of venison	Ingestion of rabbit	Ingestion of quail	Chemical Total	% of Total
1,2-Dichloroethane						
1,2-Dichloroethene	4.29E-04	1.32E-10	1.09E-12		4.29E-04	0.00
2,4-Dimethylphenol	3.36E-03	2.83E-09	2.33E-11		3.36E-03	0.00
Benzene						
Bis(2-ethylhexyl)phthalate	7.22E-02	2.56E-07	2.11E-09		7.22E-02	0.00
Bromodichloromethane	4.84E-03	3.65E-09	3.00E-11		4.84E-03	0.00
Chloroethane	5.46E-04	2.80E-10	2.30E-12		5.46E-04	0.00
Chloroform	2.17E-02	1.55E-08	1.27E-10		2.17E-02	0.00
Di-n-butyl phthalate	1.42E-02	5.01E-08	4.13E-10		1.42E-02	0.00
Dibromochloromethane	1.28E-03	1.02E-09	8.40E-12		1.28E-03	0.00
Dimethylbenzene	2.63E-02	3.85E-08	3.17E-10		2.63E-02	0.00
Ethane						
Ethanol						
Ethylbenzene	2.10E-01	2.75E-07	2.26E-09		2.10E-01	0.00
Ethylene						
Fluorene	5.94E-02	1.60E-07	1.31E-09		5.94E-02	0.00
Isophorone	1.35E-04	8.13E-11	6.69E-13		1.35E-04	0.00
Methylene chloride	1.99E-04	9.64E-11	7.94E-13		1.99E-04	0.00
Naphthalene	6.20E-02	9.06E-08	7.46E-10		6.20E-02	0.00
Phenanthrene						
Trichloroethene	7.63E+01	6.79E-05	5.59E-07		7.63E+01	0.11
Vinyl chloride						
cis-1,2-Dichloroethene	2.91E+00	1.97E-06	1.62E-08		2.91E+00	0.00
trans-1,2-Dichloroethene	1.58E-02	4.86E-09	4.00E-11		1.58E-02	0.00
Americium-241						
Cesium-137						
Cobalt-60						
Neptunium-237						
Plutonium-239						
Radium-226						
Radon-222						
Technetium-99						
Thorium-228						
Uranium-234						
Uranium-235						
Uranium-235/236						
Uranium-238						
Pathway Total	6.71E+04	4.99E-01	4.11E-03	3.08E-04	6.71E+04	
Fraction of Total	1.00E+00	7.43E-06	6.12E-08	4.59E-09		

Table 5.5a Systemic toxicity from direct contact for the adult recreator

----- AREA_CODE=a MEDIA=RGa Groundwater -----

Analyte	Direct ingestion	Dermal contact while swimming	Dermal contact while wading	Chemical Total	% of Total
Aluminum	2.30E-04	8.35E-04	4.94E-04	1.56E-03	0.00
Arsenic	2.71E-03	2.40E-03	1.42E-03	6.54E-03	0.00
Barium	4.48E-04	2.32E-03	1.37E-03	4.14E-03	0.00
Chromium	3.39E-03	6.16E-02	3.64E-02	1.01E-01	0.01
Fluoride	1.17E-03	4.40E-04	2.60E-04	1.87E-03	0.00
Iron	1.67E-03	4.04E-03	2.39E-03	8.10E-03	0.00
Manganese	7.86E-04	7.13E-03	4.22E-03	1.21E-02	0.00
Tetraoxo-sulfate(1-)					
Thallium					
Vanadium	4.86E-03	1.76E-01	1.04E-01	2.85E-01	0.03
Zinc	1.40E-05	2.54E-05	1.51E-05	5.45E-05	0.00
1,1-Dichloroethene	6.11E-04	1.97E-03	1.17E-03	3.75E-03	0.00
Carbon tetrachloride	4.59E-02	5.64E-01	3.34E-01	9.44E-01	0.09
Chloroform	4.58E-05	7.40E-04	4.38E-04	1.22E-03	0.00
Tetrachloroethene	5.27E-03	7.07E-01	4.19E-01	1.13E+00	0.10
Trichloroethene	1.76E+01	6.80E+02	4.02E+02	1.10E+03	99.77
cis-1,2-Dichloroethene	2.34E-03	8.50E-03	5.03E-03	1.59E-02	0.00
trans-1,2-Dichloroethene	1.72E-03	6.69E-04	3.96E-04	2.79E-03	0.00
Cesium-137					
Neptunium-237					
Technetium-99					
Thorium-230					
Pathway Total	1.76E+01	6.81E+02	4.03E+02	1.10E+03	
Fraction of Total	1.60E-02	6.18E-01	3.66E-01		

----- AREA_CODE=a MEDIA=UCRS Groundwater -----

Analyte	Direct ingestion	Dermal contact while swimming	Dermal contact while wading	Chemical Total	% of Total
Aluminum	5.21E-04	1.89E-03	1.12E-03	3.53E-03	0.00
Antimony	1.60E-02	2.90E-01	1.72E-01	4.77E-01	0.05
Arsenic	2.11E-03	1.87E-03	1.11E-03	5.09E-03	0.00
Barium	1.56E-04	8.10E-04	4.80E-04	1.45E-03	0.00
Beryllium	6.37E-05	2.31E-03	1.37E-03	3.74E-03	0.00
Chromium	1.08E-03	1.97E-02	1.16E-02	3.24E-02	0.00
Cobalt	7.63E-06	3.46E-06	2.05E-06	1.31E-05	0.00
Iron	2.57E-03	6.22E-03	3.68E-03	1.25E-02	0.00
Lead	1.58E+02	3.82E+02	2.26E+02	7.67E+02	79.38
Manganese	2.86E-04	2.60E-03	1.54E-03	4.42E-03	0.00
Nickel	1.04E-03	1.40E-03	8.26E-04	3.26E-03	0.00
Silica					
Tetraoxo-sulfate(1-)					
Uranium	1.22E-03	5.22E-04	3.09E-04	2.05E-03	0.00
Vanadium	3.12E-03	1.13E-01	6.70E-02	1.83E-01	0.02
Zinc	1.52E-05	2.76E-05	1.63E-05	5.91E-05	0.00
1,1-Dichloroethene	4.07E-05	1.32E-04	7.79E-05	2.50E-04	0.00
Bis(2-ethylhexyl)phthalate	1.14E-05	5.12E-04	3.03E-04	8.26E-04	0.00
Chloroform	2.98E-04	4.81E-03	2.85E-03	7.95E-03	0.00
Trichloroethene	3.17E+00	1.23E+02	7.26E+01	1.98E+02	20.54
cis-1,2-Dichloroethene	2.98E-03	1.08E-02	6.40E-03	2.02E-02	0.00
trans-1,2-Dichloroethene	4.94E-04	1.92E-04	1.14E-04	8.00E-04	0.00
Neptunium-237					
Radon-222					
Technetium-99					
Pathway Total	1.61E+02	5.05E+02	2.99E+02	9.66E+02	
Fraction of Total	1.67E-01	5.23E-01	3.10E-01		

Table 5.5a Systemic toxicity from direct contact for the adult recreator (continued)

----- AREA_CODE=b MEDIA=McNairy Groundwater -----

Analyte	Direct ingestion	Dermal contact while swimming	Dermal contact while wading	Chemical Total	% of Total
Aluminum	1.93E-04	7.00E-04	4.14E-04	1.31E-03	0.04
Antimony	6.13E-02	1.11E+00	6.58E-01	1.83E+00	56.07
Nitrate as Nitrogen	9.93E-05	7.21E-05	4.27E-05	2.14E-04	0.01
Silica					
Tetraoxo-sulfate(1-)					
Trichloroethene	2.29E-02	8.86E-01	5.25E-01	1.43E+00	43.89
Technetium-99					
Pathway Total	8.45E-02	2.00E+00	1.18E+00	3.27E+00	
Fraction of Total	2.58E-02	6.12E-01	3.62E-01		

----- AREA_CODE=b MEDIA=RGa Groundwater -----

Analyte	Direct ingestion	Dermal contact while swimming	Dermal contact while wading	Chemical Total	% of Total
Aluminum	3.49E-04	1.27E-03	7.51E-04	2.37E-03	0.00
Arsenic	2.55E-03	2.26E-03	1.34E-03	6.15E-03	0.00
Barium	7.12E-04	3.69E-03	2.19E-03	6.59E-03	0.00
Beryllium	7.36E-04	2.67E-02	1.58E-02	4.33E-02	0.01
Cadmium	3.97E-03	1.44E-01	8.53E-02	2.33E-01	0.05
Chromium	2.61E-03	4.74E-02	2.80E-02	7.80E-02	0.02
Cobalt	1.01E-04	4.59E-05	2.72E-05	1.74E-04	0.00
Fluoride	5.96E-04	2.23E-04	1.32E-04	9.51E-04	0.00
Iron	3.89E-03	9.41E-03	5.57E-03	1.89E-02	0.00
Lead	9.47E+01	2.29E+02	1.36E+02	4.59E+02	98.26
Manganese	1.98E-03	1.80E-02	1.07E-02	3.06E-02	0.01
Mercury	2.29E-04	1.19E-03	7.03E-04	2.12E-03	0.00
Nitrate as Nitrogen	2.37E-04	1.72E-04	1.02E-04	5.11E-04	0.00
Selenium	1.93E-04	1.59E-04	9.41E-05	4.45E-04	0.00
Silica					
Sulfate					
Tetraoxo-sulfate(1-)					
Tin	5.74E-05	2.08E-04	1.23E-04	3.89E-04	0.00
Uranium	4.78E-04	2.04E-04	1.21E-04	8.04E-04	0.00
Vanadium	1.31E-03	4.75E-02	2.81E-02	7.69E-02	0.02
Zinc	2.10E-05	3.81E-05	2.25E-05	8.16E-05	0.00
1,1,2-Trichloroethane	1.14E-04	4.31E-04	2.55E-04	8.01E-04	0.00
1,1-Dichloroethene	3.31E-05	1.07E-04	6.33E-05	2.03E-04	0.00
1,2-Dichloroethane					
Acetone	4.32E-05	1.08E-05	6.37E-06	6.03E-05	0.00
Carbon tetrachloride	5.23E-03	6.43E-02	3.81E-02	1.08E-01	0.02
Chlorobenzene	2.29E-05	1.10E-03	6.51E-04	1.77E-03	0.00
Chloroform	3.21E-04	5.18E-03	3.07E-03	8.56E-03	0.00
Di-n-butyl phthalate	1.83E-05	7.65E-04	4.53E-04	1.24E-03	0.00
Ethane					
Ethylene					
Methylene chloride	8.50E-06	1.46E-05	8.65E-06	3.18E-05	0.00
Tetrachloroethene	7.33E-03	9.84E-01	5.83E-01	1.57E+00	0.34
Trichloroethene	9.31E-02	3.60E+00	2.13E+00	5.83E+00	1.25
Vinyl chloride					
cis-1,2-Dichloroethene	1.49E-02	5.42E-02	3.21E-02	1.01E-01	0.02
Americium-241					
Cesium-137					
Cobalt-60					
Plutonium-239					
Radium-226					
Radon-222					

Table 5.5a Systemic toxicity from direct contact for the adult recreator (continued)

----- AREA_CODE=b MEDIA=RGa Groundwater -----
(continued)

Analyte	Direct ingestion	Dermal contact while swimming	Dermal contact while wading	Chemical Total	% of Total
Technetium-99					
Thorium-230					
Uranium-234					
Uranium-235					
Uranium-235/236					
Uranium-238					
Pathway Total	9.48E+01	2.34E+02	1.39E+02	4.68E+02	
Fraction of Total	2.03E-01	5.01E-01	2.96E-01		

----- AREA_CODE=b MEDIA=UCRS Groundwater -----

Analyte	Direct ingestion	Dermal contact while swimming	Dermal contact while wading	Chemical Total	% of Total
Aluminum	5.74E-04	2.08E-03	1.23E-03	3.89E-03	0.00
Arsenic	1.38E-02	1.23E-02	7.26E-03	3.34E-02	0.04
Barium	5.71E-04	2.96E-03	1.75E-03	5.29E-03	0.01
Beryllium	4.58E-05	1.66E-03	9.84E-04	2.69E-03	0.00
Cadmium	2.93E-03	1.06E-01	6.30E-02	1.72E-01	0.19
Chromium	2.85E-03	5.17E-02	3.06E-02	8.51E-02	0.10
Cobalt	2.86E-05	1.30E-05	7.69E-06	4.93E-05	0.00
Fluoride	9.87E-04	3.69E-04	2.19E-04	1.58E-03	0.00
Iron	2.51E-03	6.07E-03	3.59E-03	1.22E-02	0.01
Lead	4.12E+00	9.97E+00	5.91E+00	2.00E+01	22.54
Manganese	1.26E-03	1.15E-02	6.79E-03	1.95E-02	0.02
Mercury	2.29E-04	1.19E-03	7.03E-04	2.12E-03	0.00
Molybdenum	4.58E-04	4.37E-04	2.59E-04	1.15E-03	0.00
Nickel	3.58E-03	4.81E-03	2.85E-03	1.12E-02	0.01
Nitrate as Nitrogen	9.31E-05	6.76E-05	4.00E-05	2.01E-04	0.00
Selenium	1.20E-04	9.89E-05	5.85E-05	2.77E-04	0.00
Silica					
Sulfate					
Tetraoxo-sulfate(1-)					
Thallium					
Tin	9.92E-06	3.60E-05	2.13E-05	6.73E-05	0.00
Uranium	5.77E-04	2.46E-04	1.46E-04	9.69E-04	0.00
Vanadium	3.20E-03	1.16E-01	6.87E-02	1.88E-01	0.21
Zinc	1.48E-05	2.68E-05	1.59E-05	5.74E-05	0.00
1,1-Dichloroethene	6.61E-05	2.14E-04	1.26E-04	4.06E-04	0.00
1,2-Dichloroethene	2.13E-04	1.04E-04	6.13E-05	3.78E-04	0.00
2,4-Dimethylphenol	3.27E-05	2.61E-03	1.55E-03	4.19E-03	0.00
Benzene					
Chloroethane	1.22E-04	4.42E-04	2.62E-04	8.26E-04	0.00
Di-n-butyl phthalate	1.31E-06	5.45E-05	3.23E-05	8.81E-05	0.00
Dimethylbenzene	8.24E-07	3.08E-05	1.82E-05	4.99E-05	0.00
Ethane					
Ethylbenzene	1.99E-06	5.52E-05	3.27E-05	8.98E-05	0.00
Ethylene					
Isophorone	4.90E-06	1.56E-05	9.26E-06	2.98E-05	0.00
Trichloroethene	1.09E+00	4.20E+01	2.49E+01	6.80E+01	76.65
Vinyl chloride					
cis-1,2-Dichloroethene	2.56E-02	9.29E-02	5.50E-02	1.74E-01	0.20
trans-1,2-Dichloroethene	5.84E-05	2.27E-05	1.34E-05	9.45E-05	0.00
Americium-241					
Cobalt-60					
Neptunium-237					

Table 5.5a Systemic toxicity from direct contact for the adult recreator (continued)

----- AREA_CODE=b MEDIA=UCRS Groundwater -----
(continued)

Analyte	Direct ingestion	Dermal contact while swimming	Dermal contact while wading	Chemical Total	% of Total
Plutonium-239					
Radium-226					
Radon-222					
Technetium-99					
Uranium-234					
Uranium-235					
Uranium-235/236					
Uranium-238					
Pathway Total	5.27E+00	5.24E+01	3.10E+01	8.87E+01	
Fraction of Total	5.94E-02	5.91E-01	3.50E-01		

----- AREA_CODE=c MEDIA=RGa Groundwater -----

Analyte	Direct ingestion	Dermal contact while swimming	Dermal contact while wading	Chemical Total	% of Total
Aluminum	8.58E-04	3.11E-03	1.84E-03	5.81E-03	0.38
Barium	3.77E-04	1.96E-03	1.16E-03	3.49E-03	0.23
Chromium	1.59E-02	2.89E-01	1.71E-01	4.77E-01	30.92
Iron	5.15E-03	1.25E-02	7.38E-03	2.50E-02	1.62
Manganese	1.50E-03	1.36E-02	8.04E-03	2.31E-02	1.50
Molybdenum	1.70E-03	1.62E-03	9.61E-04	4.28E-03	0.28
Silica Sulfate					
Tetraoxo-sulfate(1-)					
Zinc	2.55E-05	4.63E-05	2.74E-05	9.92E-05	0.01
1,1-Dichloroethene	2.34E-04	7.55E-04	4.47E-04	1.44E-03	0.09
Chloroform	1.14E-04	1.85E-03	1.09E-03	3.06E-03	0.20
Trichloroethene	1.59E-02	6.17E-01	3.65E-01	9.98E-01	64.72
cis-1,2-Dichloroethene	1.42E-04	5.14E-04	3.04E-04	9.60E-04	0.06
Radon-222					
Technetium-99					
Pathway Total	4.20E-02	9.42E-01	5.58E-01	1.54E+00	
Fraction of Total	2.72E-02	6.11E-01	3.62E-01		

----- AREA_CODE=c MEDIA=UCRS Groundwater -----

Analyte	Direct ingestion	Dermal contact while swimming	Dermal contact while wading	Chemical Total	% of Total
Aluminum	4.19E-04	1.52E-03	9.00E-04	2.84E-03	2.84
Barium	2.16E-04	1.12E-03	6.65E-04	2.00E-03	2.00
Iron	1.45E-03	3.51E-03	2.08E-03	7.04E-03	7.04
Manganese	6.54E-04	5.93E-03	3.51E-03	1.01E-02	10.10
Silica					
Tetraoxo-sulfate(1-)					
Vanadium	1.09E-03	3.95E-02	2.34E-02	6.39E-02	63.98
Zinc	1.73E-05	3.14E-05	1.86E-05	6.72E-05	0.07
Benzene					
Chloroform	2.74E-04	4.43E-03	2.63E-03	7.33E-03	7.34
Trichloroethene	1.06E-04	4.09E-03	2.42E-03	6.62E-03	6.63
Technetium-99					
Pathway Total	4.22E-03	6.01E-02	3.56E-02	9.99E-02	

Table 5.5a Systemic toxicity from direct contact for the adult recreator (continued)

----- AREA_CODE=c MEDIA=UCRS Groundwater -----
(continued)

Analyte	Direct ingestion	Dermal contact while swimming	Dermal contact while wading	Chemical Total	% of Total
Fraction of Total	4.23E-02	6.02E-01	3.56E-01		

----- AREA_CODE=d MEDIA=McNairy Groundwater -----

Analyte	Direct ingestion	Dermal contact while swimming	Dermal contact while wading	Chemical Total	% of Total
Silica					
Tetraoxo-sulfate(1-)					
Thallium					
Zinc	1.06E-04	1.92E-04	1.14E-04	4.12E-04	9.33
Trichloroethene	6.39E-05	2.48E-03	1.47E-03	4.01E-03	90.67
Pathway Total	1.70E-04	2.67E-03	1.58E-03	4.42E-03	
Fraction of Total	3.85E-02	6.04E-01	3.58E-01		

----- AREA_CODE=d MEDIA=Other Groundwater -----

Analyte	Direct ingestion	Dermal contact while swimming	Dermal contact while wading	Chemical Total	% of Total
Methylene chloride	1.91E-05	3.28E-05	1.94E-05	7.13E-05	100.0
Pathway Total	1.91E-05	3.28E-05	1.94E-05	7.13E-05	
Fraction of Total	2.68E-01	4.60E-01	2.72E-01		

----- AREA_CODE=d MEDIA=RGa Groundwater -----

Analyte	Direct ingestion	Dermal contact while swimming	Dermal contact while wading	Chemical Total	% of Total
Aluminum	2.85E-04	1.04E-03	6.13E-04	1.93E-03	0.00
Arsenic	3.04E-03	2.69E-03	1.59E-03	7.32E-03	0.00
Barium	8.14E-04	4.22E-03	2.50E-03	7.53E-03	0.00
Chromium	2.67E-03	4.85E-02	2.87E-02	8.00E-02	0.01
Cobalt	9.03E-05	4.10E-05	2.43E-05	1.56E-04	0.00
Fluoride	6.11E-04	2.29E-04	1.35E-04	9.76E-04	0.00
Iron	1.55E-03	3.76E-03	2.22E-03	7.53E-03	0.00
Lead	1.54E+02	3.73E+02	2.21E+02	7.48E+02	99.68
Manganese	5.79E-03	5.25E-02	3.11E-02	8.94E-02	0.01
Silica					
Tetraoxo-sulfate(1-)					
Tin	3.05E-04	1.11E-03	6.56E-04	2.07E-03	0.00
Uranium	1.72E-04	7.36E-05	4.36E-05	2.90E-04	0.00
Vanadium	2.06E-03	7.47E-02	4.42E-02	1.21E-01	0.02
Zinc	1.59E-05	2.88E-05	1.71E-05	6.18E-05	0.00
Bis(2-ethylhexyl)phthalate	2.29E-05	1.02E-03	6.06E-04	1.65E-03	0.00
Butyl benzyl phthalate	1.14E-06	4.86E-05	2.88E-05	7.86E-05	0.00
Di-n-butyl phthalate	1.67E-05	6.99E-04	4.14E-04	1.13E-03	0.00
Dimethylbenzene	9.21E-06	3.44E-04	2.04E-04	5.57E-04	0.00
Ethylbenzene	9.07E-05	2.51E-03	1.49E-03	4.09E-03	0.00
Methylene chloride	1.58E-04	2.71E-04	1.61E-04	5.89E-04	0.00

Table 5.5a Systemic toxicity from direct contact for the adult recreator (continued)

----- AREA_CODE=d MEDIA=RGA Groundwater -----
(continued)

Analyte	Direct ingestion	Dermal contact while swimming	Dermal contact while wading	Chemical Total	% of Total
Tetrachloroethene	1.14E-04	1.54E-02	9.10E-03	2.46E-02	0.00
Trichloroethene	3.26E-02	1.26E+00	7.48E-01	2.04E+00	0.27
cis-1,2-Dichloroethene	6.64E-04	2.41E-03	1.43E-03	4.50E-03	0.00
Americium-241					
Cesium-137					
Cobalt-60					
Plutonium-239					
Radium-226					
Radon-222					
Technetium-99					
Uranium-234					
Uranium-238					
Pathway Total	1.54E+02	3.74E+02	2.22E+02	7.50E+02	
Fraction of Total	2.05E-01	4.99E-01	2.95E-01		

----- AREA_CODE=d MEDIA=UCRS Groundwater -----

Analyte	Direct ingestion	Dermal contact while swimming	Dermal contact while wading	Chemical Total	% of Total
Aluminum	1.07E-03	3.89E-03	2.30E-03	7.27E-03	0.00
Ammonia as Nitrogen					
Antimony	1.47E-02	2.67E-01	1.58E-01	4.40E-01	0.11
Arsenic	2.81E-03	2.49E-03	1.47E-03	6.77E-03	0.00
Barium	8.33E-04	4.32E-03	2.56E-03	7.71E-03	0.00
Beryllium	1.95E-04	7.06E-03	4.18E-03	1.14E-02	0.00
Cadmium	5.50E-03	1.99E-01	1.18E-01	3.23E-01	0.08
Chromium	2.15E-03	3.90E-02	2.31E-02	6.43E-02	0.02
Cobalt	9.26E-05	4.20E-05	2.49E-05	1.60E-04	0.00
Fluoride	8.41E-04	3.15E-04	1.86E-04	1.34E-03	0.00
Iron	5.75E-02	1.39E-01	8.25E-02	2.79E-01	0.07
Kjeldahl Nitrogen					
Lead	7.91E+01	1.91E+02	1.13E+02	3.84E+02	96.11
Manganese	1.34E-01	1.22E+00	7.22E-01	2.08E+00	0.52
Mercury	8.00E-05	4.15E-04	2.46E-04	7.41E-04	0.00
Nickel	3.93E-04	5.28E-04	3.12E-04	1.23E-03	0.00
Nitrate as Nitrogen	2.66E-04	1.93E-04	1.14E-04	5.73E-04	0.00
Nitrate/Nitrite	5.64E-04	4.09E-04	2.42E-04	1.21E-03	0.00
Orthophosphate					
Selenium	1.52E-04	1.25E-04	7.43E-05	3.52E-04	0.00
Silica					
Strontium	4.91E-04	8.92E-04	5.28E-04	1.91E-03	0.00
Sulfate					
Sulfide					
Tetraoxo-sulfate(1-)					
Uranium	2.60E-03	1.11E-03	6.57E-04	4.37E-03	0.00
Vanadium	6.28E-03	2.28E-01	1.35E-01	3.69E-01	0.09
Zinc	1.68E-05	3.05E-05	1.80E-05	6.53E-05	0.00
1,1-Dichloroethene	3.83E-04	1.24E-03	7.32E-04	2.35E-03	0.00
1,2-Dichloroethane					
1,2-Dichloroethene	6.36E-05	3.09E-05	1.83E-05	1.13E-04	0.00
Benzene					
Dimethylbenzene	1.59E-05	5.94E-04	3.52E-04	9.62E-04	0.00
Ethylbenzene	2.26E-04	6.27E-03	3.71E-03	1.02E-02	0.00
Fluorene	2.61E-05	4.66E-03	2.76E-03	7.45E-03	0.00
Methylene chloride	2.32E-05	3.98E-05	2.36E-05	8.66E-05	0.00

Table 5.5a Systemic toxicity from direct contact for the adult recreator (continued)

----- AREA_CODE=d MEDIA=UCRS Groundwater -----
(continued)

Analyte	Direct ingestion	Dermal contact while swimming	Dermal contact while wading	Chemical Total	% of Total
Naphthalene	8.33E-05	2.61E-03	1.54E-03	4.23E-03	0.00
Phenanthrene					
Trichloroethene	1.90E-01	7.37E+00	4.36E+00	1.19E+01	2.99
cis-1,2-Dichloroethene	1.69E-04	6.13E-04	3.63E-04	1.14E-03	0.00
Neptunium-237					
Radon-222					
Technetium-99					
Thorium-228					
Uranium-234					
Uranium-235					
Uranium-238					
Pathway Total	7.95E+01	2.01E+02	1.19E+02	3.99E+02	
Fraction of Total	1.99E-01	5.03E-01	2.98E-01		

----- AREA_CODE=e MEDIA=McNairy Groundwater -----

Analyte	Direct ingestion	Dermal contact while swimming	Dermal contact while wading	Chemical Total	% of Total
Aluminum	2.03E-04	7.38E-04	4.37E-04	1.38E-03	0.07
Arsenic	1.11E-02	9.79E-03	5.80E-03	2.66E-02	1.38
Barium	9.11E-04	4.73E-03	2.80E-03	8.43E-03	0.44
Beryllium	1.17E-03	4.24E-02	2.51E-02	6.87E-02	3.57
Cadmium	9.62E-03	3.49E-01	2.07E-01	5.65E-01	29.38
Chromium	9.34E-03	1.69E-01	1.00E-01	2.79E-01	14.51
Cobalt	1.48E-04	6.71E-05	3.97E-05	2.55E-04	0.01
Fluoride	1.17E-03	4.37E-04	2.58E-04	1.86E-03	0.10
Iron	1.14E-02	2.76E-02	1.63E-02	5.54E-02	2.88
Manganese	2.50E-03	2.27E-02	1.35E-02	3.87E-02	2.01
Nickel	6.04E-04	8.13E-04	4.81E-04	1.90E-03	0.10
Silica Sulfate					
Tetraoxo-sulfate(1-)					
Uranium	3.79E-04	1.62E-04	9.60E-05	6.37E-04	0.03
Vanadium	1.48E-02	5.38E-01	3.18E-01	8.71E-01	45.26
Zinc	1.23E-04	2.24E-04	1.33E-04	4.80E-04	0.02
Trichloroethene	7.07E-05	2.74E-03	1.62E-03	4.43E-03	0.23
Radon-222					
Technetium-99					
Pathway Total	6.35E-02	1.17E+00	6.92E-01	1.92E+00	
Fraction of Total	3.30E-02	6.07E-01	3.60E-01		

----- AREA_CODE=e MEDIA=RGa Groundwater -----

Analyte	Direct ingestion	Dermal contact while swimming	Dermal contact while wading	Chemical Total	% of Total
Aluminum	1.45E-04	5.26E-04	3.12E-04	9.83E-04	0.02
Arsenic	1.92E-03	1.70E-03	1.01E-03	4.63E-03	0.12
Barium	6.08E-04	3.15E-03	1.87E-03	5.62E-03	0.14
Beryllium	6.84E-04	2.48E-02	1.47E-02	4.02E-02	1.00
Cadmium	7.39E-03	2.68E-01	1.59E-01	4.35E-01	10.85
Cobalt	1.01E-04	4.59E-05	2.72E-05	1.74E-04	0.00

Table 5.5a Systemic toxicity from direct contact for the adult recreator (continued)

----- AREA_CODE=e MEDIA=RGa Groundwater -----
(continued)

Analyte	Direct ingestion	Dermal contact while swimming	Dermal contact while wading	Chemical Total	% of Total
Copper	2.20E-04	2.67E-04	1.58E-04	6.45E-04	0.02
Fluoride	6.03E-04	2.26E-04	1.34E-04	9.62E-04	0.02
Iron	2.15E-03	5.20E-03	3.08E-03	1.04E-02	0.26
Manganese	3.32E-04	3.01E-03	1.78E-03	5.13E-03	0.13
Molybdenum	1.35E-03	1.29E-03	7.62E-04	3.40E-03	0.08
Silica					
Silver	1.65E-03	3.33E-03	1.97E-03	6.96E-03	0.17
Sulfate					
Tetraoxo-sulfate(1-)					
Thallium					
Uranium	9.87E-05	4.21E-05	2.50E-05	1.66E-04	0.00
Vanadium	2.67E-03	9.69E-02	5.73E-02	1.57E-01	3.92
Zinc	2.71E-05	4.91E-05	2.91E-05	1.05E-04	0.00
2-Butanone	6.49E-05	3.21E-05	1.90E-05	1.16E-04	0.00
Dimethylbenzene	6.87E-07	2.57E-05	1.52E-05	4.16E-05	0.00
Trichloroethene	5.32E-02	2.06E+00	1.22E+00	3.33E+00	83.24
trans-1,2-Dichloroethene	5.72E-05	2.22E-05	1.32E-05	9.27E-05	0.00
Cobalt-60					
Radon-222					
Technetium-99					
Thorium-230					
Pathway Total	7.33E-02	2.47E+00	1.46E+00	4.00E+00	
Fraction of Total	1.83E-02	6.17E-01	3.65E-01		

----- AREA_CODE=e MEDIA=UCRS Groundwater -----

Analyte	Direct ingestion	Dermal contact while swimming	Dermal contact while wading	Chemical Total	% of Total
Aluminum	9.72E-04	3.53E-03	2.09E-03	6.59E-03	0.63
Arsenic	2.48E-03	2.20E-03	1.30E-03	5.98E-03	0.57
Barium	1.45E-03	7.51E-03	4.44E-03	1.34E-02	1.27
Chromium	3.49E-03	6.33E-02	3.75E-02	1.04E-01	9.89
Fluoride	2.05E-03	7.69E-04	4.55E-04	3.28E-03	0.31
Iron	3.44E-03	8.34E-03	4.94E-03	1.67E-02	1.59
Manganese	3.08E-04	2.80E-03	1.66E-03	4.76E-03	0.45
Nickel	1.85E-03	2.49E-03	1.48E-03	5.82E-03	0.55
Silica					
Sulfate					
Tetraoxo-sulfate(1-)					
Vanadium	1.51E-02	5.49E-01	3.25E-01	8.90E-01	84.42
Zinc	7.93E-05	1.44E-04	8.52E-05	3.08E-04	0.03
Trichloroethene	5.00E-05	1.94E-03	1.15E-03	3.13E-03	0.30
Radon-222					
Pathway Total	3.13E-02	6.42E-01	3.80E-01	1.05E+00	
Fraction of Total	2.97E-02	6.09E-01	3.61E-01		

----- AREA_CODE=f MEDIA=McNairy Groundwater -----

Analyte	Direct ingestion	Dermal contact while swimming	Dermal contact while wading	Chemical Total	% of Total
Barium	5.68E-04	2.95E-03	1.74E-03	5.26E-03	93.88

Table 5.5a Systemic toxicity from direct contact for the adult recreator (continued)

----- AREA_CODE=f MEDIA=McNairy Groundwater -----
(continued)

Analyte	Direct ingestion	Dermal contact while swimming	Dermal contact while wading	Chemical Total	% of Total
Tetraoxo-sulfate(1-)					
Zinc	8.82E-05	1.60E-04	9.48E-05	3.43E-04	6.12
Pathway Total	6.56E-04	3.11E-03	1.84E-03	5.60E-03	
Fraction of Total	1.17E-01	5.55E-01	3.28E-01		

----- AREA_CODE=f MEDIA=RGa Groundwater -----

Analyte	Direct ingestion	Dermal contact while swimming	Dermal contact while wading	Chemical Total	% of Total
Aluminum	1.23E-04	4.46E-04	2.64E-04	8.32E-04	0.03
Arsenic	1.98E-03	1.76E-03	1.04E-03	4.78E-03	0.16
Barium	9.26E-04	4.80E-03	2.84E-03	8.57E-03	0.29
Cadmium	1.33E-02	4.84E-01	2.87E-01	7.84E-01	26.37
Chromium	6.36E-03	1.15E-01	6.84E-02	1.90E-01	6.39
Copper	1.70E-04	2.05E-04	1.22E-04	4.96E-04	0.02
Iron	9.90E-04	2.40E-03	1.42E-03	4.81E-03	0.16
Manganese	3.56E-04	3.24E-03	1.92E-03	5.51E-03	0.19
Silica					
Sulfate					
Tetraoxo-sulfate(1-)					
Vanadium	2.40E-03	8.71E-02	5.16E-02	1.41E-01	4.75
Zinc	1.38E-05	2.50E-05	1.48E-05	5.35E-05	0.00
1,1-Dichloroethene	1.44E-04	4.65E-04	2.75E-04	8.84E-04	0.03
1,2-Dichloroethene	3.56E-04	1.73E-04	1.02E-04	6.31E-04	0.02
Bis(2-ethylhexyl)phthalate	3.21E-04	1.43E-02	8.49E-03	2.31E-02	0.78
Carbon tetrachloride	1.96E-04	2.41E-03	1.43E-03	4.04E-03	0.14
Trichloroethene	2.88E-02	1.11E+00	6.60E-01	1.80E+00	60.65
cis-1,2-Dichloroethene	1.72E-04	6.23E-04	3.69E-04	1.16E-03	0.04
Plutonium-239					
Radon-222					
Technetium-99					
Pathway Total	5.66E-02	1.83E+00	1.08E+00	2.97E+00	
Fraction of Total	1.90E-02	6.16E-01	3.65E-01		

----- AREA_CODE=f MEDIA=UCRS Groundwater -----

Analyte	Direct ingestion	Dermal contact while swimming	Dermal contact while wading	Chemical Total	% of Total
Aluminum	1.58E-03	5.73E-03	3.39E-03	1.07E-02	8.60
Barium	3.96E-04	2.05E-03	1.22E-03	3.66E-03	2.95
Iron	3.12E-03	7.54E-03	4.47E-03	1.51E-02	12.16
Manganese	3.83E-04	3.48E-03	2.06E-03	5.92E-03	4.76
Silica					
Tetraoxo-sulfate(1-)					
Vanadium	1.46E-03	5.28E-02	3.13E-02	8.55E-02	68.77
Zinc	4.76E-05	8.65E-05	5.12E-05	1.85E-04	0.15
Trichloroethene	5.20E-05	2.01E-03	1.19E-03	3.26E-03	2.62
Radon-222					
Technetium-99					
Pathway Total	7.03E-03	7.37E-02	4.36E-02	1.24E-01	
Fraction of Total	5.65E-02	5.93E-01	3.51E-01		

Table 5.5a Systemic toxicity from direct contact for the adult recreator (continued)

----- AREA_CODE=g MEDIA=McNairy Groundwater -----

Analyte	Direct ingestion	Dermal contact while swimming	Dermal contact while wading	Chemical Total	% of Total
Arsenic	1.91E-03	1.69E-03	1.00E-03	4.60E-03	39.33
Mercury	7.66E-04	3.97E-03	2.35E-03	7.09E-03	60.67
Silica					
Tetraoxo-sulfate(1-)					
Neptunium-237					
Plutonium-239					
Radium-226					
Pathway Total	2.67E-03	5.66E-03	3.35E-03	1.17E-02	
Fraction of Total	2.29E-01	4.84E-01	2.87E-01		

----- AREA_CODE=g MEDIA=RGa Groundwater -----

Analyte	Direct ingestion	Dermal contact while swimming	Dermal contact while wading	Chemical Total	% of Total
Aluminum	3.44E-04	1.25E-03	7.40E-04	2.33E-03	0.00
Arsenic	1.91E-03	1.69E-03	1.00E-03	4.61E-03	0.00
Cadmium	5.50E-03	1.99E-01	1.18E-01	3.23E-01	0.04
Chromium	6.14E-03	1.11E-01	6.60E-02	1.84E-01	0.02
Iron	2.28E-03	5.52E-03	3.27E-03	1.11E-02	0.00
Lead	1.53E+02	3.70E+02	2.19E+02	7.43E+02	99.93
Manganese	2.91E-04	2.64E-03	1.56E-03	4.49E-03	0.00
Nickel	1.50E-03	2.02E-03	1.19E-03	4.71E-03	0.00
Silica					
Tetraoxo-sulfate(1-)					
Zinc	4.14E-05	7.51E-05	4.45E-05	1.61E-04	0.00
Trichloroethene	3.82E-05	1.48E-03	8.75E-04	2.39E-03	0.00
Neptunium-237					
Radium-226					
Radon-222					
Technetium-99					
Thorium-230					
Pathway Total	1.53E+02	3.71E+02	2.19E+02	7.43E+02	
Fraction of Total	2.06E-01	4.99E-01	2.95E-01		

----- AREA_CODE=g MEDIA=UCRS Groundwater -----

Analyte	Direct ingestion	Dermal contact while swimming	Dermal contact while wading	Chemical Total	% of Total
Aluminum	2.13E-04	7.74E-04	4.58E-04	1.45E-03	0.32
Chromium	6.86E-03	1.24E-01	7.37E-02	2.05E-01	45.73
Manganese	2.93E-03	2.66E-02	1.57E-02	4.52E-02	10.09
Nitrate as Nitrogen	4.13E-04	3.00E-04	1.77E-04	8.89E-04	0.20
Silica					
Tetraoxo-sulfate(1-)					
Vanadium	3.33E-03	1.21E-01	7.15E-02	1.96E-01	43.64
Zinc	2.53E-05	4.59E-05	2.72E-05	9.83E-05	0.02
Neptunium-237					
Plutonium-239					
Radium-226					
Radon-222					
Technetium-99					
Pathway Total	1.38E-02	2.73E-01	1.62E-01	4.48E-01	

Table 5.5a Systemic toxicity from direct contact for the adult recreator (continued)

----- AREA_CODE=g MEDIA=UCRS Groundwater -----
(continued)

Analyte	Direct ingestion	Dermal contact while swimming	Dermal contact while wading	Chemical Total	% of Total
Fraction of Total	3.07E-02	6.09E-01	3.60E-01		

----- AREA_CODE=h MEDIA=McNairy Groundwater -----

Analyte	Direct ingestion	Dermal contact while swimming	Dermal contact while wading	Chemical Total	% of Total
Fluoride	1.22E-03	4.57E-04	2.71E-04	1.95E-03	100.0
Silica					
Tetraoxo-sulfate(1-)					
Radium-226					
Radon-222					
Thorium-230					
Pathway Total	1.22E-03	4.57E-04	2.71E-04	1.95E-03	
Fraction of Total	6.27E-01	2.35E-01	1.39E-01		

----- AREA_CODE=h MEDIA=Other Groundwater -----

Analyte	Direct ingestion	Dermal contact while swimming	Dermal contact while wading	Chemical Total	% of Total
Antimony	2.49E-02	4.51E-01	2.67E-01	7.43E-01	70.67
Barium	1.83E-04	9.50E-04	5.63E-04	1.70E-03	0.16
Chromium	2.11E-03	3.84E-02	2.27E-02	6.32E-02	6.01
Fluoride	5.04E-03	1.88E-03	1.12E-03	8.04E-03	0.76
Iron	3.34E-04	8.09E-04	4.79E-04	1.62E-03	0.15
Manganese	1.55E-04	1.41E-03	8.35E-04	2.40E-03	0.23
Mercury	2.19E-04	1.14E-03	6.74E-04	2.03E-03	0.19
Nickel	6.62E-04	8.90E-04	5.27E-04	2.08E-03	0.20
Nitrate as Nitrogen	4.19E-04	3.04E-04	1.80E-04	9.03E-04	0.09
Silica					
Tetraoxo-sulfate(1-)					
Thallium					
Vanadium	3.85E-03	1.40E-01	8.27E-02	2.26E-01	21.53
Zinc	1.48E-05	2.69E-05	1.59E-05	5.76E-05	0.01
Neptunium-237					
Radium-226					
Radon-222					
Thorium-230					
Pathway Total	3.78E-02	6.37E-01	3.77E-01	1.05E+00	
Fraction of Total	3.60E-02	6.05E-01	3.59E-01		

----- AREA_CODE=h MEDIA=RGa Groundwater -----

Analyte	Direct ingestion	Dermal contact while swimming	Dermal contact while wading	Chemical Total	% of Total
Aluminum	5.29E-04	1.92E-03	1.14E-03	3.59E-03	0.72
Arsenic	2.12E-03	1.88E-03	1.11E-03	5.12E-03	1.03
Barium	3.03E-04	1.57E-03	9.31E-04	2.81E-03	0.57

Table 5.5a Systemic toxicity from direct contact for the adult recreator (continued)

----- AREA_CODE=h MEDIA=RGa Groundwater -----
(continued)

Analyte	Direct ingestion	Dermal contact while swimming	Dermal contact while wading	Chemical Total	% of Total
Chromium	1.06E-02	1.93E-01	1.14E-01	3.18E-01	64.11
Iron	5.57E-03	1.35E-02	7.99E-03	2.70E-02	5.46
Manganese	2.28E-04	2.07E-03	1.23E-03	3.52E-03	0.71
Nitrate as Nitrogen	1.08E-03	7.81E-04	4.62E-04	2.32E-03	0.47
Tetraoxo-sulfate(1-)					
Uranium	2.34E-04	1.00E-04	5.93E-05	3.94E-04	0.08
Vanadium	2.21E-03	8.02E-02	4.75E-02	1.30E-01	26.21
Trichloroethene	4.55E-05	1.76E-03	1.04E-03	2.85E-03	0.58
cis-1,2-Dichloroethene	5.50E-05	1.99E-04	1.18E-04	3.73E-04	0.08
Radon-222					
Technetium-99					
Pathway Total	2.30E-02	2.97E-01	1.76E-01	4.96E-01	
Fraction of Total	4.64E-02	5.99E-01	3.55E-01		

----- AREA_CODE=h MEDIA=UCRS Groundwater -----

Analyte	Direct ingestion	Dermal contact while swimming	Dermal contact while wading	Chemical Total	% of Total
Aluminum	3.75E-04	1.36E-03	8.07E-04	2.55E-03	2.48
Barium	1.93E-04	1.00E-03	5.92E-04	1.78E-03	1.73
Iron	1.15E-03	2.78E-03	1.65E-03	5.58E-03	5.43
Manganese	2.24E-04	2.04E-03	1.21E-03	3.47E-03	3.37
Nickel	3.82E-03	5.13E-03	3.04E-03	1.20E-02	11.65
Nitrate as Nitrogen	2.34E-04	1.70E-04	1.01E-04	5.04E-04	0.49
Silica					
Tetraoxo-sulfate(1-)					
Vanadium	1.31E-03	4.75E-02	2.81E-02	7.69E-02	74.79
Zinc	1.37E-05	2.49E-05	1.48E-05	5.34E-05	0.05
Radon-222					
Pathway Total	7.32E-03	6.00E-02	3.55E-02	1.03E-01	
Fraction of Total	7.11E-02	5.83E-01	3.45E-01		

----- AREA_CODE=i MEDIA=McNairy Groundwater -----

Analyte	Direct ingestion	Dermal contact while swimming	Dermal contact while wading	Chemical Total	% of Total
Manganese	3.61E-03	3.28E-02	1.94E-02	5.58E-02	13.42
Silica					
Tetraoxo-sulfate(1-)					
Vanadium	6.12E-03	2.22E-01	1.31E-01	3.60E-01	86.58
Pathway Total	9.73E-03	2.55E-01	1.51E-01	4.15E-01	
Fraction of Total	2.34E-02	6.13E-01	3.63E-01		

Table 5.5a Systemic toxicity from direct contact for the adult recreator (continued)

----- AREA_CODE=i MEDIA=RGa Groundwater -----

Analyte	Direct ingestion	Dermal contact while swimming	Dermal contact while wading	Chemical Total	% of Total
Aluminum	2.56E-04	9.28E-04	5.50E-04	1.73E-03	0.05
Antimony	4.77E-02	8.65E-01	5.12E-01	1.43E+00	40.98
Arsenic	2.06E-03	1.82E-03	1.08E-03	4.97E-03	0.14
Barium	3.31E-04	1.72E-03	1.02E-03	3.06E-03	0.09
Beryllium	9.10E-04	3.30E-02	1.96E-02	5.35E-02	1.54
Bicarbonate					
Boron	6.73E-04	2.71E-04	1.61E-04	1.10E-03	0.03
Cadmium	1.80E-03	6.55E-02	3.88E-02	1.06E-01	3.05
Cerium					
Chromium	2.01E-02	3.64E-01	2.16E-01	6.00E-01	17.25
Cobalt	1.09E-04	4.96E-05	2.94E-05	1.88E-04	0.01
Copper	1.72E-04	2.08E-04	1.23E-04	5.02E-04	0.01
Fluoride	7.96E-04	2.98E-04	1.76E-04	1.27E-03	0.04
Gallium					
Iron	2.26E-03	5.46E-03	3.23E-03	1.09E-02	0.31
Lithium	4.58E-04	2.08E-04	1.23E-04	7.89E-04	0.02
Manganese	6.76E-04	6.14E-03	3.63E-03	1.04E-02	0.30
Mercury	1.01E-04	5.22E-04	3.09E-04	9.32E-04	0.03
Nickel	8.60E-04	1.16E-03	6.85E-04	2.70E-03	0.08
Selenium	1.15E-04	9.50E-05	5.63E-05	2.67E-04	0.01
Silica					
Silver	9.61E-04	1.94E-03	1.15E-03	4.05E-03	0.12
Sulfate					
Tetraoxo-sulfate(1-)					
Thorium					
Titanium					
Uranium	8.74E-05	3.73E-05	2.21E-05	1.47E-04	0.00
Vanadium	2.34E-03	8.48E-02	5.02E-02	1.37E-01	3.95
Zinc	4.30E-05	7.81E-05	4.63E-05	1.67E-04	0.00
Zirconium					
1,2-Dichlorobenzene	1.45E-07	4.01E-06	2.38E-06	6.54E-06	0.00
1,2-Dichloroethene	3.46E-05	1.68E-05	9.95E-06	6.13E-05	0.00
1,3,5-Trimethylbenzene	9.16E-07	1.01E-04	5.99E-05	1.62E-04	0.00
1,4-Dichlorobenzene					
4-Bromofluorobenzene					
4-Methyl-2-pentanone	2.29E-05	3.42E-05	2.03E-05	7.74E-05	0.00
Acetone	1.85E-05	4.62E-06	2.73E-06	2.59E-05	0.00
Acrylonitrile	2.29E-03	1.45E-03	8.61E-04	4.61E-03	0.13
Benzene					
Bis(2-ethylhexyl)phthalate	6.08E-05	2.72E-03	1.61E-03	4.39E-03	0.13
Bromomethane	1.64E-04	2.60E-04	1.54E-04	5.77E-04	0.02
Carbazole					
Chloroform	4.58E-05	7.40E-04	4.38E-04	1.22E-03	0.04
Chloromethane					
Chrysene					
Di-n-butyl phthalate	1.29E-05	5.37E-04	3.18E-04	8.68E-04	0.02
Dimethylbenzene	3.43E-07	1.28E-05	7.60E-06	2.08E-05	0.00
Ethanol					
Ethylbenzene	2.29E-06	6.34E-05	3.75E-05	1.03E-04	0.00
Methylene chloride	1.36E-05	2.33E-05	1.38E-05	5.07E-05	0.00
PCB-1254	4.84E-03	6.76E-01	4.00E-01	1.08E+00	31.08
Polychlorinated biphenyl					

Table 5.5a Systemic toxicity from direct contact for the adult recreator (continued)

----- AREA_CODE=i MEDIA=RGA Groundwater -----
(continued)

Analyte	Direct ingestion	Dermal contact while swimming	Dermal contact while wading	Chemical Total	% of Total
Tetrachloroethene	4.58E-05	6.15E-03	3.64E-03	9.84E-03	0.28
Trichloroethene	1.56E-04	6.03E-03	3.57E-03	9.76E-03	0.28
Vinyl chloride					
m,p-Xylene	6.25E-09	2.34E-07	1.38E-07	3.78E-07	0.00
trans-1,3-Dichloropropene					
Americium-241					
Cesium-137					
Cobalt-60					
Radium-226					
Radon-222					
Technetium-99					
Pathway Total	9.05E-02	2.13E+00	1.26E+00	3.48E+00	
Fraction of Total	2.60E-02	6.12E-01	3.62E-01		

----- AREA_CODE=i MEDIA=UCRS Groundwater -----

Analyte	Direct ingestion	Dermal contact while swimming	Dermal contact while wading	Chemical Total	% of Total
Aluminum	1.16E-03	4.22E-03	2.50E-03	7.89E-03	0.00
Antimony	8.32E-03	1.51E-01	8.94E-02	2.49E-01	0.04
Arsenic	5.06E-03	4.48E-03	2.65E-03	1.22E-02	0.00
Barium	9.60E-04	4.98E-03	2.95E-03	8.89E-03	0.00
Cadmium	3.03E-03	1.10E-01	6.50E-02	1.78E-01	0.03
Chromium	2.18E-03	3.96E-02	2.34E-02	6.52E-02	0.01
Cobalt	9.73E-05	4.41E-05	2.61E-05	1.68E-04	0.00
Copper	1.62E-03	1.96E-03	1.16E-03	4.73E-03	0.00
Fluoride	3.37E-03	1.26E-03	7.46E-04	5.37E-03	0.00
Iron	4.22E-03	1.02E-02	6.05E-03	2.05E-02	0.00
Lead	1.31E+02	3.18E+02	1.88E+02	6.37E+02	99.80
Manganese	6.59E-03	5.98E-02	3.54E-02	1.02E-01	0.02
Mercury	9.23E-05	4.78E-04	2.83E-04	8.54E-04	0.00
Nickel	6.12E-04	8.23E-04	4.87E-04	1.92E-03	0.00
Silica					
Silver	8.60E-04	1.73E-03	1.03E-03	3.62E-03	0.00
Sulfate					
Tetraoxo-sulfate(1-)					
Thallium					
Uranium	8.60E-04	3.67E-04	2.18E-04	1.45E-03	0.00
Vanadium	9.91E-03	3.60E-01	2.13E-01	5.82E-01	0.09
Zinc	2.21E-04	4.01E-04	2.38E-04	8.60E-04	0.00
Benzene					
Bromodichloromethane	2.90E-05	6.22E-05	3.68E-05	1.28E-04	0.00
Chloroform	6.53E-05	1.06E-03	6.25E-04	1.75E-03	0.00
Dibromochloromethane	2.29E-05	5.40E-05	3.20E-05	1.09E-04	0.00
Ethanol					
Methylene chloride	1.64E-05	2.83E-05	1.67E-05	6.15E-05	0.00
Trichloroethene	1.30E-04	5.04E-03	2.98E-03	8.15E-03	0.00
Cesium-137					
Cobalt-60					
Radium-226					
Radon-222					
Technetium-99					
Pathway Total	1.31E+02	3.19E+02	1.89E+02	6.39E+02	
Fraction of Total	2.06E-01	4.99E-01	2.95E-01		

Table 5.5a Systemic toxicity from direct contact for the adult recreator (continued)

----- AREA_CODE=j MEDIA=McNairy Groundwater -----

Analyte	Direct ingestion	Dermal contact while swimming	Dermal contact while wading	Chemical Total	% of Total
Aluminum	4.67E-04	1.70E-03	1.00E-03	3.17E-03	0.74
Arsenic	6.52E-02	5.77E-02	3.42E-02	1.57E-01	36.63
Manganese	1.50E-02	1.36E-01	8.08E-02	2.32E-01	54.16
Molybdenum Sulfate	1.44E-02	1.38E-02	8.16E-03	3.64E-02	8.48
Pathway Total	9.51E-02	2.10E-01	1.24E-01	4.29E-01	
Fraction of Total	2.22E-01	4.89E-01	2.89E-01		

----- AREA_CODE=j MEDIA=RGa Groundwater -----

Analyte	Direct ingestion	Dermal contact while swimming	Dermal contact while wading	Chemical Total	% of Total
Aluminum	7.78E-04	2.82E-03	1.67E-03	5.27E-03	1.29
Arsenic	3.27E-03	2.90E-03	1.72E-03	7.89E-03	1.93
Iron	3.55E-03	8.58E-03	5.08E-03	1.72E-02	4.21
Manganese	1.17E-02	1.06E-01	6.30E-02	1.81E-01	44.27
Molybdenum Sulfate	5.67E-03	5.42E-03	3.21E-03	1.43E-02	3.50
Thallium					
Vanadium	3.12E-03	1.13E-01	6.70E-02	1.83E-01	44.81
Pathway Total	2.81E-02	2.39E-01	1.42E-01	4.09E-01	
Fraction of Total	6.87E-02	5.85E-01	3.46E-01		

----- AREA_CODE=k MEDIA=Other Groundwater -----

Analyte	Direct ingestion	Dermal contact while swimming	Dermal contact while wading	Chemical Total	% of Total
Aluminum	1.91E-03	6.92E-03	4.10E-03	1.29E-02	0.00
Ammonia as Nitrogen					
Antimony	2.99E-02	5.43E-01	3.22E-01	8.95E-01	0.05
Arsenic	2.06E-03	1.83E-03	1.08E-03	4.97E-03	0.00
Barium	3.15E-04	1.63E-03	9.68E-04	2.92E-03	0.00
Beryllium	6.82E-04	2.48E-02	1.47E-02	4.01E-02	0.00
Cadmium	7.33E-03	2.66E-01	1.57E-01	4.31E-01	0.03
Chromium	2.06E-03	3.74E-02	2.21E-02	6.16E-02	0.00
Cobalt	2.01E-04	9.14E-05	5.41E-05	3.47E-04	0.00
Fluoride	1.47E-03	5.50E-04	3.26E-04	2.34E-03	0.00
Iron	1.24E-01	2.99E-01	1.77E-01	6.00E-01	0.04
Kjeldahl Nitrogen					
Lead	3.51E+02	8.50E+02	5.03E+02	1.70E+03	99.80
Manganese	5.86E-02	5.32E-01	3.15E-01	9.05E-01	0.05
Mercury	8.25E-05	4.28E-04	2.53E-04	7.64E-04	0.00
Nickel	1.11E-03	1.49E-03	8.83E-04	3.49E-03	0.00
Nitrate as Nitrogen	1.95E-04	1.42E-04	8.40E-05	4.21E-04	0.00
Silica					
Strontium Sulfate	2.31E-04	4.19E-04	2.48E-04	8.97E-04	0.00
Sulfide					
Tetraoxo-sulfate(1-)					
Tin	1.99E-06	7.22E-06	4.27E-06	1.35E-05	0.00
Uranium	2.54E-04	1.08E-04	6.41E-05	4.26E-04	0.00

Table 5.5a Systemic toxicity from direct contact for the adult recreator (continued)

----- AREA_CODE=k MEDIA=Other Groundwater -----
(continued)

Analyte	Direct ingestion	Dermal contact while swimming	Dermal contact while wading	Chemical Total	% of Total
Vanadium	4.48E-03	1.63E-01	9.63E-02	2.63E-01	0.02
Zinc	7.44E-05	1.35E-04	7.99E-05	2.89E-04	0.00
1,1-Dichloroethane	3.85E-05	1.24E-04	7.37E-05	2.37E-04	0.00
1,1-Dichloroethene	6.79E-04	2.19E-03	1.30E-03	4.17E-03	0.00
1,2-Dichloroethene	2.43E-03	1.18E-03	6.98E-04	4.31E-03	0.00
Acetone	1.14E-04	2.85E-05	1.69E-05	1.60E-04	0.00
Di-n-butyl phthalate	1.27E-05	5.32E-04	3.15E-04	8.60E-04	0.00
Methylene chloride	1.70E-05	2.92E-05	1.73E-05	6.34E-05	0.00
Naphthalene	1.55E-04	4.84E-03	2.86E-03	7.86E-03	0.00
Phenanthrene					
Trichloroethene	1.24E-03	4.80E-02	2.84E-02	7.77E-02	0.00
Vinyl chloride					
cis-1,2-Dichloroethene	2.18E-03	7.91E-03	4.69E-03	1.48E-02	0.00
Neptunium-237					
Radium-226					
Radon-222					
Technetium-99					
Thorium-228					
Uranium-234					
Uranium-235					
Uranium-238					
Pathway Total	3.51E+02	8.52E+02	5.04E+02	1.71E+03	
Fraction of Total	2.06E-01	4.99E-01	2.95E-01		

----- AREA_CODE=l MEDIA=McNairy Groundwater -----

Analyte	Direct ingestion	Dermal contact while swimming	Dermal contact while wading	Chemical Total	% of Total
Aluminum	8.79E-05	3.19E-04	1.89E-04	5.96E-04	0.02
Antimony	5.36E-02	9.73E-01	5.76E-01	1.60E+00	60.16
Nitrate as Nitrogen	9.12E-05	6.62E-05	3.92E-05	1.97E-04	0.01
Silica					
Tetraoxo-sulfate(1-)					
Thallium					
Zinc	9.35E-05	1.70E-04	1.01E-04	3.64E-04	0.01
Trichloroethene	1.69E-02	6.55E-01	3.88E-01	1.06E+00	39.80
Technetium-99					
Pathway Total	7.08E-02	1.63E+00	9.64E-01	2.66E+00	
Fraction of Total	2.66E-02	6.11E-01	3.62E-01		

----- AREA_CODE=l MEDIA=Other Groundwater -----

Analyte	Direct ingestion	Dermal contact while swimming	Dermal contact while wading	Chemical Total	% of Total
Methylene chloride	1.91E-05	3.28E-05	1.94E-05	7.13E-05	100.0
Pathway Total	1.91E-05	3.28E-05	1.94E-05	7.13E-05	
Fraction of Total	2.68E-01	4.60E-01	2.72E-01		

Table 5.5a Systemic toxicity from direct contact for the adult recreator (continued)

----- AREA_CODE=1 MEDIA=RGa Groundwater -----

Analyte	Direct ingestion	Dermal contact while swimming	Dermal contact while wading	Chemical Total	% of Total
Aluminum	3.67E-04	1.33E-03	7.88E-04	2.49E-03	0.00
Arsenic	2.48E-03	2.20E-03	1.30E-03	5.98E-03	0.00
Barium	7.67E-04	3.98E-03	2.35E-03	7.10E-03	0.00
Beryllium	6.78E-04	2.46E-02	1.46E-02	3.99E-02	0.01
Cadmium	4.31E-03	1.56E-01	9.26E-02	2.53E-01	0.04
Chromium	4.33E-03	7.86E-02	4.65E-02	1.29E-01	0.02
Cobalt	9.84E-05	4.47E-05	2.64E-05	1.70E-04	0.00
Fluoride	9.28E-04	3.47E-04	2.06E-04	1.48E-03	0.00
Iron	4.03E-03	9.76E-03	5.78E-03	1.96E-02	0.00
Lead	1.13E+02	2.74E+02	1.62E+02	5.50E+02	93.69
Manganese	1.97E-03	1.79E-02	1.06E-02	3.04E-02	0.01
Mercury	2.29E-04	1.19E-03	7.03E-04	2.12E-03	0.00
Molybdenum	1.32E-03	1.27E-03	7.49E-04	3.34E-03	0.00
Nitrate as Nitrogen	2.00E-04	1.45E-04	8.60E-05	4.32E-04	0.00
Selenium	1.73E-04	1.43E-04	8.46E-05	4.01E-04	0.00
Silica					
Sulfate					
Tetraoxo-sulfate(1-)					
Thallium					
Tin	8.81E-05	3.20E-04	1.89E-04	5.97E-04	0.00
Uranium	3.58E-04	1.53E-04	9.05E-05	6.01E-04	0.00
Vanadium	1.46E-03	5.29E-02	3.13E-02	8.57E-02	0.01
Zinc	2.10E-05	3.80E-05	2.25E-05	8.15E-05	0.00
1,1,2-Trichloroethane	1.14E-04	4.31E-04	2.55E-04	8.01E-04	0.00
1,1-Dichloroethene	1.65E-03	5.34E-03	3.16E-03	1.02E-02	0.00
1,2-Dichloroethane					
Acetone	3.73E-05	9.29E-06	5.50E-06	5.21E-05	0.00
Bis(2-ethylhexyl)phthalate	2.29E-05	1.02E-03	6.06E-04	1.65E-03	0.00
Butyl benzyl phthalate	1.14E-06	4.86E-05	2.88E-05	7.86E-05	0.00
Carbon tetrachloride	5.23E-02	6.43E-01	3.81E-01	1.08E+00	0.18
Chlorobenzene	2.29E-05	1.10E-03	6.51E-04	1.77E-03	0.00
Chloroform	3.21E-04	5.18E-03	3.07E-03	8.56E-03	0.00
Di-n-butyl phthalate	3.02E-05	1.26E-03	7.47E-04	2.04E-03	0.00
Dimethylbenzene	8.67E-05	3.24E-03	1.92E-03	5.24E-03	0.00
Ethane					
Ethylbenzene	9.74E-04	2.70E-02	1.60E-02	4.39E-02	0.01
Ethylene					
Methylene chloride	4.77E-05	8.20E-05	4.85E-05	1.78E-04	0.00
Tetrachloroethene	7.33E-03	9.84E-01	5.83E-01	1.57E+00	0.27
Trichloroethene	5.32E-01	2.06E+01	1.22E+01	3.33E+01	5.68
Vinyl chloride					
cis-1,2-Dichloroethene	5.21E-02	1.89E-01	1.12E-01	3.53E-01	0.06
trans-1,2-Dichloroethene	1.37E-02	5.34E-03	3.16E-03	2.22E-02	0.00
Americium-241					
Cesium-137					
Cobalt-60					
Neptunium-237					
Plutonium-239					
Radium-226					
Radon-222					
Technetium-99					
Thorium-230					
Uranium-234					
Uranium-235					
Uranium-235/236					
Uranium-238					
Pathway Total	1.14E+02	2.97E+02	1.76E+02	5.87E+02	
Fraction of Total	1.94E-01	5.06E-01	3.00E-01		

Table 5.5a Systemic toxicity from direct contact for the adult recreator (continued)

----- AREA_CODE=1 MEDIA=UCRS Groundwater -----

Analyte	Direct ingestion	Dermal contact while swimming	Dermal contact while wading	Chemical Total	% of Total
Aluminum	6.03E-04	2.19E-03	1.30E-03	4.09E-03	0.00
Ammonia as Nitrogen					
Antimony	1.60E-02	2.90E-01	1.72E-01	4.77E-01	0.08
Arsenic	1.09E-02	9.62E-03	5.69E-03	2.62E-02	0.00
Barium	9.64E-04	5.00E-03	2.96E-03	8.92E-03	0.00
Beryllium	1.95E-04	7.06E-03	4.18E-03	1.14E-02	0.00
Cadmium	3.61E-03	1.31E-01	7.75E-02	2.12E-01	0.04
Chromium	2.63E-03	4.77E-02	2.82E-02	7.85E-02	0.01
Cobalt	9.24E-05	4.19E-05	2.48E-05	1.59E-04	0.00
Fluoride	8.80E-04	3.29E-04	1.95E-04	1.40E-03	0.00
Iron	3.64E-03	8.80E-03	5.21E-03	1.76E-02	0.00
Kjeldahl Nitrogen					
Lead	1.07E+02	2.58E+02	1.53E+02	5.17E+02	86.36
Manganese	2.61E-03	2.37E-02	1.40E-02	4.03E-02	0.01
Mercury	2.29E-04	1.19E-03	7.03E-04	2.12E-03	0.00
Molybdenum	4.58E-04	4.37E-04	2.59E-04	1.15E-03	0.00
Nickel	1.54E-03	2.07E-03	1.23E-03	4.84E-03	0.00
Nitrate as Nitrogen	1.21E-04	8.78E-05	5.20E-05	2.61E-04	0.00
Nitrate/Nitrite	3.00E-04	2.18E-04	1.29E-04	6.46E-04	0.00
Orthophosphate					
Selenium	1.19E-04	9.83E-05	5.82E-05	2.76E-04	0.00
Silica					
Strontium	4.91E-04	8.92E-04	5.28E-04	1.91E-03	0.00
Sulfate					
Sulfide					
Tetraoxo-sulfate(1-)					
Thallium					
Tin	9.92E-06	3.60E-05	2.13E-05	6.73E-05	0.00
Uranium	8.95E-04	3.82E-04	2.26E-04	1.50E-03	0.00
Vanadium	2.53E-03	9.20E-02	5.45E-02	1.49E-01	0.02
Zinc	1.38E-05	2.51E-05	1.48E-05	5.37E-05	0.00
1,1-Dichloroethene	5.09E-03	1.64E-02	9.73E-03	3.13E-02	0.01
1,2-Dichloroethane					
1,2-Dichloroethene	9.60E-05	4.66E-05	2.76E-05	1.70E-04	0.00
2,4-Dimethylphenol	5.04E-05	4.02E-03	2.38E-03	6.45E-03	0.00
Benzene					
Bis(2-ethylhexyl)phthalate	1.14E-05	5.12E-04	3.03E-04	8.26E-04	0.00
Chloroethane	4.69E-04	1.70E-03	1.01E-03	3.18E-03	0.00
Chloroform	3.89E-04	6.29E-03	3.72E-03	1.04E-02	0.00
Di-n-butyl phthalate	2.24E-06	9.37E-05	5.55E-05	1.51E-04	0.00
Dimethylbenzene	9.74E-05	3.64E-03	2.16E-03	5.89E-03	0.00
Ethane					
Ethylbenzene	1.10E-03	3.05E-02	1.80E-02	4.96E-02	0.01
Ethylene					
Fluorene	2.26E-05	4.03E-03	2.38E-03	6.43E-03	0.00
Isophorone	5.77E-06	1.84E-05	1.09E-05	3.51E-05	0.00
Methylene chloride	3.89E-05	6.69E-05	3.96E-05	1.45E-04	0.00
Naphthalene	1.61E-04	5.06E-03	2.99E-03	8.21E-03	0.00
Phenanthrene					
Trichloroethene	1.27E+00	4.93E+01	2.92E+01	7.98E+01	13.32
Vinyl chloride					
cis-1,2-Dichloroethene	1.12E-01	4.07E-01	2.41E-01	7.61E-01	0.13
trans-1,2-Dichloroethene	5.72E-03	2.22E-03	1.32E-03	9.27E-03	0.00
Americium-241					
Cobalt-60					
Neptunium-237					
Plutonium-239					
Radium-226					
Radon-222					
Technetium-99					

Table 5.5a Systemic toxicity from direct contact for the adult recreator (continued)

----- AREA_CODE=1 MEDIA=UCRS Groundwater -----
(continued)

Analyte	Direct ingestion	Dermal contact while swimming	Dermal contact while wading	Chemical Total	% of Total
Thorium-228					
Uranium-234					
Uranium-235					
Uranium-235/236					
Uranium-238					
Pathway Total	1.08E+02	3.08E+02	1.83E+02	5.99E+02	
Fraction of Total	1.80E-01	5.15E-01	3.05E-01		

----- AREA_CODE=m MEDIA=McNairy Groundwater -----

Analyte	Direct ingestion	Dermal contact while swimming	Dermal contact while wading	Chemical Total	% of Total
Aluminum	1.50E-04	5.46E-04	3.23E-04	1.02E-03	0.08
Arsenic	4.30E-03	3.81E-03	2.26E-03	1.04E-02	0.86
Barium	6.50E-04	3.37E-03	2.00E-03	6.02E-03	0.50
Beryllium	7.79E-04	2.83E-02	1.68E-02	4.58E-02	3.82
Cadmium	8.47E-03	3.07E-01	1.82E-01	4.98E-01	41.50
Chromium	6.30E-03	1.14E-01	6.78E-02	1.88E-01	15.72
Cobalt	1.15E-04	5.22E-05	3.09E-05	1.98E-04	0.02
Fluoride	1.04E-03	3.89E-04	2.31E-04	1.66E-03	0.14
Iron	2.30E-02	5.56E-02	3.29E-02	1.12E-01	9.30
Manganese	2.39E-03	2.17E-02	1.28E-02	3.69E-02	3.07
Mercury	2.62E-04	1.36E-03	8.04E-04	2.42E-03	0.20
Molybdenum	1.65E-03	1.58E-03	9.36E-04	4.17E-03	0.35
Nickel	4.81E-04	6.46E-04	3.83E-04	1.51E-03	0.13
Silica					
Sulfate					
Tetraoxo-sulfate(1-)					
Uranium	1.49E-04	6.35E-05	3.76E-05	2.50E-04	0.02
Vanadium	4.89E-03	1.78E-01	1.05E-01	2.88E-01	23.98
Zinc	3.01E-05	5.45E-05	3.23E-05	1.17E-04	0.01
Trichloroethene	5.78E-05	2.24E-03	1.32E-03	3.62E-03	0.30
Neptunium-237					
Plutonium-239					
Radium-226					
Radon-222					
Technetium-99					
Thorium-230					
Pathway Total	5.47E-02	7.19E-01	4.26E-01	1.20E+00	
Fraction of Total	4.56E-02	5.99E-01	3.55E-01		

----- AREA_CODE=m MEDIA=Other Groundwater -----

Analyte	Direct ingestion	Dermal contact while swimming	Dermal contact while wading	Chemical Total	% of Total
Aluminum	8.00E-04	2.90E-03	1.72E-03	5.42E-03	0.00
Ammonia as Nitrogen					
Antimony	2.05E-02	3.72E-01	2.20E-01	6.12E-01	0.04
Arsenic	2.02E-03	1.79E-03	1.06E-03	4.87E-03	0.00
Barium	3.32E-04	1.72E-03	1.02E-03	3.07E-03	0.00
Beryllium	3.13E-04	1.13E-02	6.72E-03	1.84E-02	0.00

Table 5.5a Systemic toxicity from direct contact for the adult recreator (continued)

----- AREA_CODE=m MEDIA=Other Groundwater -----
(continued)

Analyte	Direct ingestion	Dermal contact while swimming	Dermal contact while wading	Chemical Total	% of Total
Cadmium	7.33E-03	2.66E-01	1.57E-01	4.31E-01	0.03
Chromium	2.03E-03	3.69E-02	2.19E-02	6.08E-02	0.00
Cobalt	2.43E-04	1.10E-04	6.53E-05	4.19E-04	0.00
Fluoride	2.37E-03	8.87E-04	5.25E-04	3.78E-03	0.00
Iron	3.54E-02	8.57E-02	5.08E-02	1.72E-01	0.01
Kjeldahl Nitrogen					
Lead	2.81E+02	6.79E+02	4.02E+02	1.36E+03	99.86
Manganese	1.98E-02	1.80E-01	1.07E-01	3.06E-01	0.02
Mercury	1.38E-04	7.18E-04	4.25E-04	1.28E-03	0.00
Nickel	7.24E-04	9.74E-04	5.77E-04	2.28E-03	0.00
Nitrate as Nitrogen	2.93E-04	2.13E-04	1.26E-04	6.31E-04	0.00
Silica					
Strontium	2.31E-04	4.19E-04	2.48E-04	8.97E-04	0.00
Sulfate					
Sulfide					
Tetraoxo-sulfate(1-)					
Thallium					
Tin	1.99E-06	7.22E-06	4.27E-06	1.35E-05	0.00
Uranium	2.10E-04	8.97E-05	5.31E-05	3.53E-04	0.00
Vanadium	3.57E-03	1.29E-01	7.67E-02	2.10E-01	0.02
Zinc	3.49E-05	6.33E-05	3.75E-05	1.36E-04	0.00
1,1-Dichloroethane	3.81E-05	1.23E-04	7.28E-05	2.34E-04	0.00
1,1-Dichloroethene	6.71E-04	2.17E-03	1.28E-03	4.12E-03	0.00
1,2-Dichloroethene	2.43E-03	1.18E-03	6.98E-04	4.31E-03	0.00
Acetone	1.14E-04	2.85E-05	1.69E-05	1.60E-04	0.00
Di-n-butyl phthalate	1.27E-05	5.32E-04	3.15E-04	8.60E-04	0.00
Methylene chloride	1.70E-05	2.92E-05	1.73E-05	6.34E-05	0.00
Naphthalene	1.55E-04	4.84E-03	2.86E-03	7.86E-03	0.00
Phenanthrene					
Trichloroethene	9.25E-04	3.58E-02	2.12E-02	5.80E-02	0.00
Vinyl chloride					
cis-1,2-Dichloroethene	2.06E-03	7.49E-03	4.44E-03	1.40E-02	0.00
Neptunium-237					
Radium-226					
Radon-222					
Technetium-99					
Thorium-228					
Thorium-230					
Uranium-234					
Uranium-235					
Uranium-238					
Pathway Total	2.81E+02	6.80E+02	4.03E+02	1.36E+03	
Fraction of Total	2.06E-01	4.99E-01	2.95E-01		

----- AREA_CODE=m MEDIA=RGA Groundwater -----

Analyte	Direct ingestion	Dermal contact while swimming	Dermal contact while wading	Chemical Total	% of Total
Aluminum	1.79E-04	6.50E-04	3.85E-04	1.21E-03	0.00
Antimony	4.52E-02	8.20E-01	4.86E-01	1.35E+00	0.24
Arsenic	2.01E-03	1.78E-03	1.05E-03	4.84E-03	0.00
Barium	3.21E-04	1.66E-03	9.84E-04	2.97E-03	0.00
Beryllium	8.19E-04	2.97E-02	1.76E-02	4.82E-02	0.01
Bicarbonate					
Boron	6.73E-04	2.71E-04	1.61E-04	1.10E-03	0.00

Table 5.5a Systemic toxicity from direct contact for the adult recreator (continued)

----- AREA_CODE=m MEDIA=RGa Groundwater -----
(continued)

Analyte	Direct ingestion	Dermal contact while swimming	Dermal contact while wading	Chemical Total	% of Total
Cadmium	4.58E-03	1.66E-01	9.84E-02	2.69E-01	0.05
Cerium					
Chromium	1.38E-02	2.50E-01	1.48E-01	4.12E-01	0.07
Cobalt	1.08E-04	4.91E-05	2.91E-05	1.87E-04	0.00
Copper	1.68E-04	2.03E-04	1.20E-04	4.91E-04	0.00
Fluoride	6.41E-04	2.40E-04	1.42E-04	1.02E-03	0.00
Gallium					
Iron	1.89E-03	4.58E-03	2.71E-03	9.18E-03	0.00
Lead	1.17E+02	2.82E+02	1.67E+02	5.66E+02	99.17
Lithium	4.58E-04	2.08E-04	1.23E-04	7.89E-04	0.00
Manganese	5.26E-04	4.78E-03	2.83E-03	8.13E-03	0.00
Mercury	9.47E-05	4.91E-04	2.91E-04	8.76E-04	0.00
Molybdenum	1.31E-03	1.25E-03	7.42E-04	3.31E-03	0.00
Nickel	7.46E-04	1.00E-03	5.94E-04	2.34E-03	0.00
Nitrate as Nitrogen	1.41E-04	1.03E-04	6.07E-05	3.04E-04	0.00
Selenium	1.16E-04	9.59E-05	5.68E-05	2.69E-04	0.00
Silica					
Silver	1.05E-03	2.11E-03	1.25E-03	4.41E-03	0.00
Sulfate					
Tetraoxo-sulfate(1-)					
Thallium					
Thorium					
Titanium					
Uranium	8.77E-05	3.75E-05	2.22E-05	1.47E-04	0.00
Vanadium	2.07E-03	7.50E-02	4.44E-02	1.21E-01	0.02
Zinc	4.30E-05	7.81E-05	4.62E-05	1.67E-04	0.00
Zirconium					
1,1-Dichloroethene	5.09E-04	1.64E-03	9.73E-04	3.13E-03	0.00
1,2-Dichlorobenzene	1.45E-07	4.01E-06	2.38E-06	6.54E-06	0.00
1,2-Dichloroethene	4.96E-05	2.41E-05	1.43E-05	8.79E-05	0.00
1,3,5-Trimethylbenzene	9.16E-07	1.01E-04	5.99E-05	1.62E-04	0.00
1,4-Dichlorobenzene					
2-Butanone	4.40E-06	2.17E-06	1.29E-06	7.86E-06	0.00
4-Bromofluorobenzene					
4-Methyl-2-pentanone	2.58E-05	3.87E-05	2.29E-05	8.74E-05	0.00
Acetone	2.57E-05	6.40E-06	3.79E-06	3.59E-05	0.00
Acrylonitrile	2.29E-03	1.45E-03	8.61E-04	4.61E-03	0.00
Benzene					
Bis(2-ethylhexyl)phthalate	6.84E-05	3.06E-03	1.81E-03	4.94E-03	0.00
Bromomethane	1.64E-04	2.60E-04	1.54E-04	5.77E-04	0.00
Carbazole					
Carbon tetrachloride	1.96E-04	2.41E-03	1.43E-03	4.04E-03	0.00
Chloroform	4.58E-05	7.40E-04	4.38E-04	1.22E-03	0.00
Chloromethane					
Chrysene					
Di-n-butyl phthalate	1.36E-05	5.69E-04	3.37E-04	9.19E-04	0.00
Dimethylbenzene	6.87E-07	2.57E-05	1.52E-05	4.16E-05	0.00
Ethanol					
Ethylbenzene	2.29E-06	6.34E-05	3.75E-05	1.03E-04	0.00
Methylene chloride	1.38E-05	2.36E-05	1.40E-05	5.14E-05	0.00
PCB-1254	4.84E-03	6.76E-01	4.00E-01	1.08E+00	0.19
Polychlorinated biphenyl					
Tetrachloroethene	4.58E-05	6.15E-03	3.64E-03	9.84E-03	0.00
Trichloroethene	2.23E-02	8.64E-01	5.12E-01	1.40E+00	0.25
Vinyl chloride					
cis-1,2-Dichloroethene	5.04E-04	1.83E-03	1.08E-03	3.41E-03	0.00
m,p-Xylene	6.25E-09	2.34E-07	1.38E-07	3.78E-07	0.00
trans-1,2-Dichloroethene	5.72E-05	2.22E-05	1.32E-05	9.27E-05	0.00
trans-1,3-Dichloropropene					

Table 5.5a Systemic toxicity from direct contact for the adult recreator (continued)

----- AREA_CODE=m MEDIA=RGa Groundwater -----
(continued)

Analyte	Direct ingestion	Dermal contact while swimming	Dermal contact while wading	Chemical Total	% of Total
Americium-241					
Cesium-137					
Cobalt-60					
Neptunium-237					
Plutonium-239					
Radium-226					
Radon-222					
Technetium-99					
Thorium-230					
Pathway Total	1.17E+02	2.85E+02	1.69E+02	5.71E+02	
Fraction of Total	2.05E-01	5.00E-01	2.96E-01		

----- AREA_CODE=m MEDIA=UCRS Groundwater -----

Analyte	Direct ingestion	Dermal contact while swimming	Dermal contact while wading	Chemical Total	% of Total
Aluminum	7.70E-04	2.79E-03	1.65E-03	5.22E-03	0.00
Antimony	3.29E-02	5.97E-01	3.54E-01	9.84E-01	0.17
Arsenic	3.06E-03	2.71E-03	1.60E-03	7.37E-03	0.00
Barium	9.20E-04	4.77E-03	2.83E-03	8.52E-03	0.00
Cadmium	4.62E-03	1.68E-01	9.93E-02	2.72E-01	0.05
Chromium	2.25E-03	4.09E-02	2.42E-02	6.74E-02	0.01
Cobalt	1.01E-04	4.57E-05	2.70E-05	1.73E-04	0.00
Copper	7.50E-04	9.07E-04	5.37E-04	2.19E-03	0.00
Fluoride	2.49E-03	9.33E-04	5.52E-04	3.98E-03	0.00
Iron	3.16E-03	7.64E-03	4.52E-03	1.53E-02	0.00
Lead	1.18E+02	2.85E+02	1.69E+02	5.72E+02	99.68
Manganese	1.02E-03	9.26E-03	5.48E-03	1.58E-02	0.00
Mercury	8.78E-05	4.55E-04	2.69E-04	8.12E-04	0.00
Nickel	7.09E-04	9.54E-04	5.65E-04	2.23E-03	0.00
Nitrate as Nitrogen	1.85E-04	1.35E-04	7.97E-05	4.00E-04	0.00
Silica					
Silver	9.44E-04	1.90E-03	1.13E-03	3.97E-03	0.00
Sulfate					
Tetraoxo-sulfate(1-)					
Thallium					
Uranium	4.85E-03	2.07E-03	1.23E-03	8.14E-03	0.00
Vanadium	7.42E-03	2.69E-01	1.60E-01	4.36E-01	0.08
Zinc	1.24E-04	2.24E-04	1.33E-04	4.80E-04	0.00
Benzene					
Bromodichloromethane	1.03E-04	2.21E-04	1.31E-04	4.55E-04	0.00
Chloroform	2.46E-04	3.97E-03	2.35E-03	6.57E-03	0.00
Dibromochloromethane	2.29E-05	5.40E-05	3.20E-05	1.09E-04	0.00
Ethanol					
Methylene chloride	1.62E-05	2.79E-05	1.65E-05	6.06E-05	0.00
Trichloroethene	1.43E-04	5.55E-03	3.28E-03	8.97E-03	0.00
Cesium-137					
Cobalt-60					
Neptunium-237					
Plutonium-239					
Radium-226					
Radon-222					
Technetium-99					
Pathway Total	1.18E+02	2.86E+02	1.69E+02	5.73E+02	
Fraction of Total	2.06E-01	4.99E-01	2.95E-01		

Table 5.5a Systemic toxicity from direct contact for the adult recreator (continued)

----- AREA_CODE=n MEDIA=McNairy Groundwater -----

Analyte	Direct ingestion	Dermal contact while swimming	Dermal contact while wading	Chemical Total	% of Total
Aluminum	3.53E-04	1.28E-03	7.59E-04	2.40E-03	0.09
Antimony	4.68E-02	8.49E-01	5.03E-01	1.40E+00	50.93
Arsenic	3.57E-03	3.16E-03	1.87E-03	8.60E-03	0.31
Barium	6.16E-04	3.19E-03	1.89E-03	5.70E-03	0.21
Beryllium	7.85E-04	2.85E-02	1.69E-02	4.62E-02	1.68
Cadmium	8.73E-03	3.17E-01	1.88E-01	5.13E-01	18.70
Chromium	2.43E-03	4.41E-02	2.61E-02	7.27E-02	2.65
Cobalt	1.14E-04	5.16E-05	3.06E-05	1.96E-04	0.01
Fluoride	9.08E-04	3.40E-04	2.01E-04	1.45E-03	0.05
Iron	6.82E-03	1.65E-02	9.78E-03	3.31E-02	1.21
Manganese	1.89E-03	1.72E-02	1.02E-02	2.93E-02	1.07
Mercury	1.84E-04	9.53E-04	5.64E-04	1.70E-03	0.06
Molybdenum	1.59E-03	1.52E-03	9.02E-04	4.02E-03	0.15
Nickel	4.84E-04	6.51E-04	3.85E-04	1.52E-03	0.06
Nitrate as Nitrogen	8.08E-05	5.86E-05	3.47E-05	1.74E-04	0.01
Silica					
Sulfate					
Tetraoxo-sulfate(1-)					
Thallium					
Uranium	1.28E-04	5.48E-05	3.25E-05	2.16E-04	0.01
Vanadium	3.88E-03	1.41E-01	8.33E-02	2.28E-01	8.30
Zinc	4.85E-05	8.80E-05	5.21E-05	1.88E-04	0.01
Trichloroethene	6.36E-03	2.46E-01	1.46E-01	3.99E-01	14.52
Neptunium-237					
Plutonium-239					
Radium-226					
Radon-222					
Technetium-99					
Thorium-230					
Pathway Total	8.58E-02	1.67E+00	9.89E-01	2.75E+00	
Fraction of Total	3.12E-02	6.08E-01	3.60E-01		

----- AREA_CODE=n MEDIA=Other Groundwater -----

Analyte	Direct ingestion	Dermal contact while swimming	Dermal contact while wading	Chemical Total	% of Total
Aluminum	8.00E-04	2.90E-03	1.72E-03	5.42E-03	0.00
Ammonia as Nitrogen					
Antimony	2.05E-02	3.72E-01	2.20E-01	6.12E-01	0.04
Arsenic	2.02E-03	1.79E-03	1.06E-03	4.87E-03	0.00
Barium	3.32E-04	1.72E-03	1.02E-03	3.07E-03	0.00
Beryllium	3.13E-04	1.13E-02	6.72E-03	1.84E-02	0.00
Cadmium	7.33E-03	2.66E-01	1.57E-01	4.31E-01	0.03
Chromium	2.03E-03	3.69E-02	2.19E-02	6.08E-02	0.00
Cobalt	2.43E-04	1.10E-04	6.53E-05	4.19E-04	0.00
Fluoride	2.37E-03	8.87E-04	5.25E-04	3.78E-03	0.00
Iron	3.54E-02	8.57E-02	5.08E-02	1.72E-01	0.01
Kjeldahl Nitrogen					
Lead	2.81E+02	6.79E+02	4.02E+02	1.36E+03	99.86
Manganese	1.98E-02	1.80E-01	1.07E-01	3.06E-01	0.02
Mercury	1.38E-04	7.18E-04	4.25E-04	1.28E-03	0.00
Nickel	7.24E-04	9.74E-04	5.77E-04	2.28E-03	0.00
Nitrate as Nitrogen	2.93E-04	2.13E-04	1.26E-04	6.31E-04	0.00
Silica					
Strontium	2.31E-04	4.19E-04	2.48E-04	8.97E-04	0.00
Sulfate					

Table 5.5a Systemic toxicity from direct contact for the adult recreator (continued)

----- AREA_CODE=n MEDIA=Other Groundwater -----
(continued)

Analyte	Direct ingestion	Dermal contact while swimming	Dermal contact while wading	Chemical Total	% of Total
Sulfide					
Tetraoxo-sulfate(1-)					
Thallium					
Tin	1.99E-06	7.22E-06	4.27E-06	1.35E-05	0.00
Uranium	2.10E-04	8.97E-05	5.31E-05	3.53E-04	0.00
Vanadium	3.57E-03	1.29E-01	7.67E-02	2.10E-01	0.02
Zinc	3.49E-05	6.33E-05	3.75E-05	1.36E-04	0.00
1,1-Dichloroethane	3.76E-05	1.22E-04	7.20E-05	2.31E-04	0.00
1,1-Dichloroethene	6.62E-04	2.14E-03	1.27E-03	4.07E-03	0.00
1,2-Dichloroethene	2.05E-03	9.98E-04	5.91E-04	3.64E-03	0.00
Acetone	1.14E-04	2.85E-05	1.69E-05	1.60E-04	0.00
Di-n-butyl phthalate	1.27E-05	5.32E-04	3.15E-04	8.60E-04	0.00
Methylene chloride	1.62E-05	2.79E-05	1.65E-05	6.06E-05	0.00
Naphthalene	1.55E-04	4.84E-03	2.86E-03	7.86E-03	0.00
Phenanthrene					
Trichloroethene	9.18E-04	3.56E-02	2.11E-02	5.75E-02	0.00
Vinyl chloride					
cis-1,2-Dichloroethene	2.06E-03	7.49E-03	4.44E-03	1.40E-02	0.00
Neptunium-237					
Radium-226					
Radon-222					
Technetium-99					
Thorium-228					
Thorium-230					
Uranium-234					
Uranium-235					
Uranium-238					
Pathway Total	2.81E+02	6.80E+02	4.03E+02	1.36E+03	
Fraction of Total	2.06E-01	4.99E-01	2.95E-01		

----- AREA_CODE=n MEDIA=RGA Groundwater -----

Analyte	Direct ingestion	Dermal contact while swimming	Dermal contact while wading	Chemical Total	% of Total
Aluminum	2.39E-04	8.68E-04	5.14E-04	1.62E-03	0.00
Antimony	4.40E-02	7.98E-01	4.73E-01	1.31E+00	0.23
Arsenic	2.19E-03	1.94E-03	1.15E-03	5.28E-03	0.00
Barium	3.22E-04	1.67E-03	9.90E-04	2.98E-03	0.00
Beryllium	7.73E-04	2.80E-02	1.66E-02	4.54E-02	0.01
Bicarbonate					
Boron	6.73E-04	2.71E-04	1.61E-04	1.10E-03	0.00
Cadmium	4.35E-03	1.58E-01	9.35E-02	2.56E-01	0.04
Cerium					
Chromium	9.37E-03	1.70E-01	1.01E-01	2.80E-01	0.05
Cobalt	1.05E-04	4.75E-05	2.82E-05	1.80E-04	0.00
Copper	1.47E-04	1.78E-04	1.05E-04	4.30E-04	0.00
Fluoride	7.41E-04	2.77E-04	1.64E-04	1.18E-03	0.00
Gallium					
Iron	2.43E-03	5.87E-03	3.47E-03	1.18E-02	0.00
Lead	1.13E+02	2.73E+02	1.62E+02	5.48E+02	96.12
Lithium	4.58E-04	2.08E-04	1.23E-04	7.89E-04	0.00
Manganese	1.08E-03	9.80E-03	5.80E-03	1.67E-02	0.00
Mercury	2.14E-04	1.11E-03	6.57E-04	1.98E-03	0.00
Molybdenum	1.30E-03	1.25E-03	7.37E-04	3.29E-03	0.00
Nickel	7.26E-04	9.77E-04	5.78E-04	2.28E-03	0.00

Table 5.5a Systemic toxicity from direct contact for the adult recreator (continued)

----- AREA_CODE=n MEDIA=RGA Groundwater -----
(continued)

Analyte	Direct ingestion	Dermal contact while swimming	Dermal contact while wading	Chemical Total	% of Total
Nitrate as Nitrogen	1.57E-04	1.14E-04	6.75E-05	3.38E-04	0.00
Selenium	1.41E-04	1.16E-04	6.90E-05	3.27E-04	0.00
Silica					
Silver	1.06E-03	2.15E-03	1.27E-03	4.48E-03	0.00
Sulfate					
Tetraoxo-sulfate(1-)					
Thallium					
Thorium					
Tin	1.52E-05	5.53E-05	3.28E-05	1.03E-04	0.00
Titanium					
Uranium	2.02E-04	8.61E-05	5.10E-05	3.39E-04	0.00
Vanadium	1.91E-03	6.93E-02	4.10E-02	1.12E-01	0.02
Zinc	3.69E-05	6.69E-05	3.96E-05	1.43E-04	0.00
Zirconium					
1,1,2-Trichloroethane	1.14E-04	4.31E-04	2.55E-04	8.01E-04	0.00
1,1-Dichloroethene	1.65E-03	5.34E-03	3.16E-03	1.02E-02	0.00
1,2-Dichlorobenzene	1.45E-07	4.01E-06	2.38E-06	6.54E-06	0.00
1,2-Dichloroethane					
1,2-Dichloroethene	4.57E-05	2.22E-05	1.31E-05	8.11E-05	0.00
1,3,5-Trimethylbenzene	9.16E-07	1.01E-04	5.99E-05	1.62E-04	0.00
1,4-Dichlorobenzene					
2-Butanone	3.60E-05	1.78E-05	1.05E-05	6.43E-05	0.00
4-Bromofluorobenzene					
4-Methyl-2-pentanone	4.87E-05	7.29E-05	4.31E-05	1.65E-04	0.00
Acetone	2.14E-04	5.34E-05	3.16E-05	2.99E-04	0.00
Acrylonitrile	2.29E-03	1.45E-03	8.61E-04	4.61E-03	0.00
Benzene					
Bis(2-ethylhexyl)phthalate	6.20E-05	2.77E-03	1.64E-03	4.48E-03	0.00
Bromomethane	1.64E-04	2.60E-04	1.54E-04	5.77E-04	0.00
Butyl benzyl phthalate	1.14E-06	4.86E-05	2.88E-05	7.86E-05	0.00
Carbazole					
Carbon tetrachloride	5.23E-02	6.43E-01	3.81E-01	1.08E+00	0.19
Chlorobenzene	2.29E-05	1.10E-03	6.51E-04	1.77E-03	0.00
Chloroform	3.21E-04	5.18E-03	3.07E-03	8.56E-03	0.00
Chloromethane					
Chrysene					
Di-n-butyl phthalate	2.25E-05	9.39E-04	5.56E-04	1.52E-03	0.00
Dimethylbenzene	3.72E-05	1.39E-03	8.23E-04	2.25E-03	0.00
Ethane					
Ethanol					
Ethylbenzene	4.24E-04	1.17E-02	6.95E-03	1.91E-02	0.00
Ethylene					
Methylene chloride	1.68E-04	2.88E-04	1.71E-04	6.26E-04	0.00
PCB-1254	5.11E-03	7.14E-01	4.23E-01	1.14E+00	0.20
Polychlorinated biphenyl					
Tetrachloroethene	7.33E-03	9.84E-01	5.83E-01	1.57E+00	0.28
Trichloroethene	2.56E-01	9.92E+00	5.87E+00	1.60E+01	2.81
Vinyl chloride					
cis-1,2-Dichloroethene	2.12E-02	7.71E-02	4.56E-02	1.44E-01	0.03
m,p-Xylene	1.11E-08	4.15E-07	2.46E-07	6.73E-07	0.00
trans-1,2-Dichloroethene	1.02E-02	3.96E-03	2.34E-03	1.65E-02	0.00
trans-1,3-Dichloropropene					
Americium-241					
Cesium-137					
Cobalt-60					
Neptunium-237					
Plutonium-239					
Radium-226					
Radon-222					

Table 5.5a Systemic toxicity from direct contact for the adult recreator (continued)

----- AREA_CODE=n MEDIA=RGA Groundwater -----
(continued)

Analyte	Direct ingestion	Dermal contact while swimming	Dermal contact while wading	Chemical Total	% of Total
Technetium-99					
Thorium-230					
Uranium-234					
Uranium-235					
Uranium-235/236					
Uranium-238					
Pathway Total	1.13E+02	2.87E+02	1.70E+02	5.70E+02	
Fraction of Total	1.99E-01	5.03E-01	2.98E-01		

----- AREA_CODE=n MEDIA=UCRS Groundwater -----

Analyte	Direct ingestion	Dermal contact while swimming	Dermal contact while wading	Chemical Total	% of Total
Aluminum	5.96E-04	2.16E-03	1.28E-03	4.04E-03	0.00
Ammonia as Nitrogen					
Antimony	2.84E-02	5.16E-01	3.06E-01	8.51E-01	0.14
Arsenic	9.26E-03	8.20E-03	4.85E-03	2.23E-02	0.00
Barium	9.09E-04	4.72E-03	2.79E-03	8.42E-03	0.00
Beryllium	1.95E-04	7.06E-03	4.18E-03	1.14E-02	0.00
Cadmium	3.67E-03	1.33E-01	7.90E-02	2.16E-01	0.04
Chromium	2.52E-03	4.58E-02	2.71E-02	7.54E-02	0.01
Cobalt	9.37E-05	4.25E-05	2.52E-05	1.61E-04	0.00
Copper	2.78E-04	3.36E-04	1.99E-04	8.12E-04	0.00
Fluoride	1.69E-03	6.32E-04	3.74E-04	2.69E-03	0.00
Iron	3.19E-03	7.72E-03	4.57E-03	1.55E-02	0.00
Kjeldahl Nitrogen					
Lead	1.10E+02	2.67E+02	1.58E+02	5.36E+02	89.57
Manganese	3.94E-03	3.58E-02	2.12E-02	6.09E-02	0.01
Mercury	3.82E-04	1.98E-03	1.17E-03	3.53E-03	0.00
Molybdenum	4.58E-04	4.37E-04	2.59E-04	1.15E-03	0.00
Nickel	1.23E-03	1.66E-03	9.80E-04	3.87E-03	0.00
Nitrate as Nitrogen	1.15E-04	8.32E-05	4.93E-05	2.47E-04	0.00
Nitrate/Nitrite	3.00E-04	2.18E-04	1.29E-04	6.46E-04	0.00
Orthophosphate					
Selenium	1.18E-04	9.75E-05	5.77E-05	2.73E-04	0.00
Silica					
Silver	9.65E-04	1.95E-03	1.15E-03	4.06E-03	0.00
Strontium	4.91E-04	8.92E-04	5.28E-04	1.91E-03	0.00
Sulfate					
Sulfide					
Tetraoxo-sulfate(1-)					
Thallium					
Tin	9.92E-06	3.60E-05	2.13E-05	6.73E-05	0.00
Uranium	1.83E-03	7.83E-04	4.63E-04	3.08E-03	0.00
Vanadium	2.63E-03	9.55E-02	5.66E-02	1.55E-01	0.03
Zinc	4.01E-05	7.27E-05	4.31E-05	1.56E-04	0.00
1,1-Dichloroethene	5.09E-03	1.64E-02	9.73E-03	3.13E-02	0.01
1,2-Dichloroethane					
1,2-Dichloroethene	1.55E-04	7.55E-05	4.47E-05	2.76E-04	0.00
2,4-Dimethylphenol	5.04E-05	4.02E-03	2.38E-03	6.45E-03	0.00
Benzene					
Bis(2-ethylhexyl)phthalate	1.14E-05	5.12E-04	3.03E-04	8.26E-04	0.00
Bromodichloromethane	1.03E-04	2.21E-04	1.31E-04	4.55E-04	0.00
Chloroethane	3.96E-05	1.44E-04	8.50E-05	2.68E-04	0.00
Chloroform	5.50E-04	8.88E-03	5.26E-03	1.47E-02	0.00

Table 5.5a Systemic toxicity from direct contact for the adult recreator (continued)

----- AREA_CODE=n MEDIA=UCRS Groundwater -----
(continued)

Analyte	Direct ingestion	Dermal contact while swimming	Dermal contact while wading	Chemical Total	% of Total
Di-n-butyl phthalate	2.24E-06	9.37E-05	5.55E-05	1.51E-04	0.00
Dibromochloromethane	2.29E-05	5.40E-05	3.20E-05	1.09E-04	0.00
Dimethylbenzene	6.86E-05	2.56E-03	1.52E-03	4.15E-03	0.00
Ethane					
Ethanol					
Ethylbenzene	7.76E-04	2.15E-02	1.27E-02	3.50E-02	0.01
Ethylene					
Fluorene	2.26E-05	4.03E-03	2.38E-03	6.43E-03	0.00
Isophorone	5.77E-06	1.84E-05	1.09E-05	3.51E-05	0.00
Methylene chloride	1.72E-05	2.95E-05	1.75E-05	6.42E-05	0.00
Naphthalene	1.61E-04	5.06E-03	2.99E-03	8.21E-03	0.00
Phenanthrene					
Trichloroethene	9.61E-01	3.72E+01	2.20E+01	6.02E+01	10.07
Vinyl chloride					
cis-1,2-Dichloroethene	8.80E-02	3.19E-01	1.89E-01	5.97E-01	0.10
trans-1,2-Dichloroethene	5.72E-03	2.22E-03	1.32E-03	9.27E-03	0.00
Americium-241					
Cesium-137					
Cobalt-60					
Neptunium-237					
Plutonium-239					
Radium-226					
Radon-222					
Technetium-99					
Thorium-228					
Uranium-234					
Uranium-235					
Uranium-235/236					
Uranium-238					
Pathway Total	1.12E+02	3.06E+02	1.81E+02	5.98E+02	
Fraction of Total	1.86E-01	5.11E-01	3.03E-01		

Table 5.5b Systemic toxicity for biota consumption for the adult recreator

----- AREA_CODE=a MEDIA=RGA Groundwater -----

Analyte	Ingestion of fish	Ingestion of venison	Ingestion of rabbit	Ingestion of quail	Chemical Total	% of Total
Aluminum		2.39E-06	3.95E-08	2.33E-09	2.43E-06	0.00
Arsenic		3.75E-05	6.21E-07	3.66E-08	3.82E-05	0.00
Barium	2.23E-03	6.19E-07	1.03E-08	2.72E-08	2.23E-03	0.00
Chromium	8.43E-01	2.11E-04	3.50E-06	2.06E-07	8.43E-01	0.10
Fluoride						
Iron	4.15E-01	2.31E-04	3.82E-06	1.13E-05	4.15E-01	0.05
Manganese	1.28E-01	8.92E-07	1.48E-08	8.71E-08	1.28E-01	0.01
Tetraoxo-sulfate(1-)						
Thallium						
Vanadium	6.03E-02	8.39E-05	1.39E-06	8.19E-08	6.04E-02	0.01
Zinc	1.74E-02	9.69E-06	1.61E-07	6.62E-07	1.74E-02	0.00
1,1-Dichloroethene	1.04E-02	6.66E-09	1.10E-10		1.04E-02	0.00
Carbon tetrachloride	4.51E+00	5.01E-06	8.29E-08		4.51E+00	0.52
Chloroform	1.11E-03	7.91E-10	1.31E-11		1.11E-03	0.00
Tetrachloroethene	3.65E-01	3.62E-07	6.00E-09		3.65E-01	0.04
Trichloroethene	8.57E+02	7.62E-04	1.26E-05		8.57E+02	99.26
cis-1,2-Dichloroethene	4.76E-02	3.21E-08	5.33E-10		4.76E-02	0.01
trans-1,2-Dichloroethene	2.92E-03	8.99E-10	1.49E-11		2.92E-03	0.00
Cesium-137						
Neptunium-237						
Technetium-99						
Thorium-230						
Pathway Total	8.63E+02	1.34E-03	2.23E-05	1.24E-05	8.63E+02	
Fraction of Total	1.00E+00	1.56E-06	2.58E-08	1.43E-08		

----- AREA_CODE=a MEDIA=UCRS Groundwater -----

Analyte	Ingestion of fish	Ingestion of venison	Ingestion of rabbit	Ingestion of quail	Chemical Total	% of Total
Aluminum		5.40E-06	8.95E-08	5.27E-09	5.49E-06	0.00
Antimony	1.98E+00	4.42E-06	7.32E-08	4.31E-09	1.98E+00	0.00
Arsenic		2.92E-05	4.84E-07	2.85E-08	2.97E-05	0.00
Barium	7.77E-04	2.16E-07	3.58E-09	9.49E-09	7.77E-04	0.00
Beryllium	7.91E-03	4.40E-07	7.29E-09	4.30E-10	7.91E-03	0.00
Chromium	2.69E-01	6.74E-05	1.12E-06	6.58E-08	2.69E-01	0.00
Cobalt	2.85E-03	5.27E-09	8.74E-11	1.03E-07	2.85E-03	0.00
Iron	6.38E-01	3.55E-04	5.88E-06	1.73E-05	6.39E-01	0.00
Lead	5.89E+04	4.37E-01	7.24E-03	4.26E-04	5.89E+04	99.73
Manganese	4.67E-02	3.25E-07	5.38E-09	3.17E-08	4.67E-02	0.00
Nickel	1.29E-01	3.59E-05	5.94E-07		1.29E-01	0.00
Silica						
Tetraoxo-sulfate(1-)						
Uranium	1.52E-02	2.53E-06	4.20E-08	8.24E-06	1.52E-02	0.00
Vanadium	3.88E-02	5.39E-05	8.93E-07	5.26E-08	3.88E-02	0.00
Zinc	1.89E-02	1.05E-05	1.74E-07	7.18E-07	1.89E-02	0.00
1,1-Dichloroethene	6.95E-04	4.44E-10	7.35E-12		6.95E-04	0.00
Bis(2-ethylhexyl)phthalate	4.44E-02	1.57E-07	2.60E-09		4.44E-02	0.00
Chloroform	7.21E-03	5.14E-09	8.52E-11		7.21E-03	0.00
Trichloroethene	1.55E+02	1.37E-04	2.28E-06		1.55E+02	0.26
cis-1,2-Dichloroethene	6.05E-02	4.09E-08	6.77E-10		6.05E-02	0.00
trans-1,2-Dichloroethene	8.38E-04	2.58E-10	4.27E-12		8.38E-04	0.00
Neptunium-237						
Radon-222						
Technetium-99						
Pathway Total	5.91E+04	4.37E-01	7.25E-03	4.53E-04	5.91E+04	
Fraction of Total	1.00E+00	7.41E-06	1.23E-07	7.67E-09		

Table 5.5b Systemic toxicity for biota consumption for the adult recreator (continued)

----- AREA_CODE=b MEDIA=McNairy Groundwater -----

Analyte	Ingestion of fish	Ingestion of venison	Ingestion of rabbit	Ingestion of quail	Chemical Total	% of Total
Aluminum		2.00E-06	3.31E-08	1.95E-09	2.03E-06	0.00
Antimony	7.62E+00	1.69E-05	2.81E-07	1.65E-08	7.62E+00	87.21
Nitrate as Nitrogen						
Silica						
Tetraoxo-sulfate(1-)						
Trichloroethene	1.12E+00	9.93E-07	1.65E-08		1.12E+00	12.79
Technetium-99						
Pathway Total	8.73E+00	1.99E-05	3.30E-07	1.85E-08	8.73E+00	
Fraction of Total	1.00E+00	2.28E-06	3.78E-08	2.12E-09		

----- AREA_CODE=b MEDIA=RGA Groundwater -----

Analyte	Ingestion of fish	Ingestion of venison	Ingestion of rabbit	Ingestion of quail	Chemical Total	% of Total
Aluminum		3.62E-06	6.00E-08	3.53E-09	3.68E-06	0.00
Arsenic		3.53E-05	5.84E-07	3.44E-08	3.59E-05	0.00
Barium	3.54E-03	9.84E-07	1.63E-08	4.32E-08	3.54E-03	0.00
Beryllium	9.15E-02	5.09E-06	8.43E-08	4.97E-09	9.15E-02	0.00
Cadmium	4.93E-01	5.49E-06	9.09E-08	1.07E-05	4.93E-01	0.00
Chromium	6.49E-01	1.62E-04	2.69E-06	1.58E-07	6.49E-01	0.00
Cobalt	3.77E-02	6.99E-08	1.16E-09	1.37E-06	3.77E-02	0.00
Fluoride						
Iron	9.66E-01	5.37E-04	8.90E-06	2.62E-05	9.67E-01	0.00
Lead	3.53E+04	2.62E-01	4.34E-03	2.56E-04	3.53E+04	99.97
Manganese	3.24E-01	2.25E-06	3.73E-08	2.20E-07	3.24E-01	0.00
Mercury	2.85E-01	1.58E-05	2.62E-07	4.64E-08	2.85E-01	0.00
Nitrate as Nitrogen						
Selenium		1.33E-04	2.20E-06	1.17E-05	1.47E-04	0.00
Silica						
Sulfate						
Tetraoxo-sulfate(1-)						
Tin	2.14E-01	3.97E-06	6.58E-08		2.14E-01	0.00
Uranium	5.95E-03	9.92E-07	1.64E-08	3.23E-06	5.95E-03	0.00
Vanadium	1.63E-02	2.26E-05	3.75E-07	2.21E-08	1.63E-02	0.00
Zinc	2.61E-02	1.45E-05	2.40E-07	9.90E-07	2.61E-02	0.00
1,1,2-Trichloroethane	2.77E-03	1.98E-09	3.28E-11		2.77E-03	0.00
1,1-Dichloroethene	5.65E-04	3.61E-10	5.97E-12		5.65E-04	0.00
1,2-Dichloroethane						
Acetone	2.08E-05	4.30E-12	7.12E-14		2.08E-05	0.00
Carbon tetrachloride	5.14E-01	5.71E-07	9.45E-09		5.14E-01	0.00
Chlorobenzene	2.25E-03	2.50E-09	4.14E-11		2.25E-03	0.00
Chloroform	7.77E-03	5.54E-09	9.18E-11		7.77E-03	0.00
Di-n-butyl phthalate	7.10E-02	2.51E-07	4.17E-09		7.10E-02	0.00
Ethane						
Ethylene						
Methylene chloride	6.05E-05	2.93E-11	4.85E-13		6.05E-05	0.00
Tetrachloroethene	5.07E-01	5.04E-07	8.35E-09		5.07E-01	0.00
Trichloroethene	4.54E+00	4.04E-06	6.69E-08		4.54E+00	0.01
Vinyl chloride						
cis-1,2-Dichloroethene	3.04E-01	2.05E-07	3.40E-09		3.04E-01	0.00
Americium-241						
Cesium-137						
Cobalt-60						
Plutonium-239						
Radium-226						
Radon-222						
Technetium-99						
Thorium-230						
Uranium-234						
Uranium-235						

Table 5.5b Systemic toxicity for biota consumption for the adult recreator (continued)

----- AREA_CODE=b MEDIA=RGa Groundwater -----						
(continued)						
Analyte	Ingestion of fish	Ingestion of venison	Ingestion of rabbit	Ingestion of quail	Chemical Total	% of Total
Uranium-235/236						
Uranium-238						
Pathway Total	3.53E+04	2.63E-01	4.35E-03	3.10E-04	3.53E+04	
Fraction of Total	1.00E+00	7.44E-06	1.23E-07	8.79E-09		

----- AREA_CODE=b MEDIA=UCRS Groundwater -----						
Analyte	Ingestion of fish	Ingestion of venison	Ingestion of rabbit	Ingestion of quail	Chemical Total	% of Total
Aluminum		5.95E-06	9.86E-08	5.81E-09	6.06E-06	0.00
Arsenic		1.91E-04	3.17E-06	1.87E-07	1.95E-04	0.00
Barium	2.84E-03	7.90E-07	1.31E-08	3.47E-08	2.84E-03	0.00
Beryllium	5.69E-03	3.16E-07	5.24E-09	3.09E-10	5.69E-03	0.00
Cadmium	3.64E-01	4.05E-06	6.71E-08	7.91E-06	3.64E-01	0.02
Chromium	7.07E-01	1.77E-04	2.93E-06	1.73E-07	7.08E-01	0.04
Cobalt	1.07E-02	1.98E-08	3.28E-10	3.86E-07	1.07E-02	0.00
Fluoride						
Iron	6.23E-01	3.47E-04	5.74E-06	1.69E-05	6.24E-01	0.04
Lead	1.54E+03	1.14E-02	1.89E-04	1.11E-05	1.54E+03	96.47
Manganese	2.06E-01	1.43E-06	2.38E-08	1.40E-07	2.06E-01	0.01
Mercury	2.85E-01	1.58E-05	2.62E-07	4.64E-08	2.85E-01	0.02
Molybdenum	5.69E-03	3.16E-06	5.24E-08	3.09E-06	5.70E-03	0.00
Nickel	4.44E-01	1.24E-04	2.05E-06		4.45E-01	0.03
Nitrate as Nitrogen						
Selenium		8.28E-05	1.37E-06	7.28E-06	9.15E-05	0.00
Silica						
Sulfate						
Tetraoxo-sulfate(1-)						
Thallium						
Tin	3.70E-02	6.86E-07	1.14E-08		3.70E-02	0.00
Uranium	7.17E-03	1.20E-06	1.98E-08	3.89E-06	7.17E-03	0.00
Vanadium	3.97E-02	5.53E-05	9.16E-07	5.40E-08	3.98E-02	0.00
Zinc	1.83E-02	1.02E-05	1.69E-07	6.97E-07	1.84E-02	0.00
1,1-Dichloroethene	1.13E-03	7.21E-10	1.19E-11		1.13E-03	0.00
1,2-Dichloroethene	3.61E-04	1.11E-10	1.84E-12		3.61E-04	0.00
2,4-Dimethylphenol	1.34E-03	1.13E-09	1.87E-11		1.34E-03	0.00
Benzene						
Chloroethane	1.03E-03	5.29E-10	8.76E-12		1.03E-03	0.00
Di-n-butyl phthalate	5.06E-03	1.79E-08	2.97E-10		5.06E-03	0.00
Dimethylbenzene	1.94E-04	2.84E-10	4.71E-12		1.94E-04	0.00
Ethane						
Ethylbenzene	3.31E-04	4.33E-10	7.18E-12		3.31E-04	0.00
Ethylene						
Isophorone	7.02E-05	4.24E-11	7.03E-13		7.02E-05	0.00
Trichloroethene	5.30E+01	4.71E-05	7.81E-07		5.30E+01	3.33
Vinyl chloride						
cis-1,2-Dichloroethene	5.21E-01	3.51E-07	5.82E-09		5.21E-01	0.03
trans-1,2-Dichloroethene	9.90E-05	3.05E-11	5.05E-13		9.90E-05	0.00
Americium-241						
Cobalt-60						
Neptunium-237						
Plutonium-239						
Radium-226						
Radon-222						
Technetium-99						
Uranium-234						
Uranium-235						
Uranium-235/236						
Uranium-238						

Table 5.5b Systemic toxicity for biota consumption for the adult recreator (continued)

----- AREA_CODE=b MEDIA=UCRS Groundwater -----
(continued)

Analyte	Ingestion of fish	Ingestion of venison	Ingestion of rabbit	Ingestion of quail	Chemical Total	% of Total
Pathway Total	1.59E+03	1.25E-02	2.06E-04	5.19E-05	1.59E+03	
Fraction of Total	1.00E+00	7.82E-06	1.30E-07	3.26E-08		

----- AREA_CODE=c MEDIA=RGA Groundwater -----

Analyte	Ingestion of fish	Ingestion of venison	Ingestion of rabbit	Ingestion of quail	Chemical Total	% of Total
Aluminum		8.89E-06	1.47E-07	8.68E-09	9.05E-06	0.00
Barium	1.88E-03	5.22E-07	8.64E-09	2.29E-08	1.88E-03	0.03
Chromium	3.96E+00	9.92E-04	1.64E-05	9.68E-07	3.96E+00	62.61
Iron	1.28E+00	7.12E-04	1.18E-05	3.48E-05	1.28E+00	20.23
Manganese	2.44E-01	1.70E-06	2.81E-08	1.66E-07	2.44E-01	3.86
Molybdenum	2.11E-02	1.17E-05	1.95E-07	1.15E-05	2.11E-02	0.33
Silica						
Sulfate						
Tetraoxo-sulfate(1-)						
Zinc	3.17E-02	1.76E-05	2.92E-07	1.20E-06	3.17E-02	0.50
1,1-Dichloroethene	3.99E-03	2.55E-09	4.22E-11		3.99E-03	0.06
Chloroform	2.77E-03	1.98E-09	3.28E-11		2.77E-03	0.04
Trichloroethene	7.77E-01	6.91E-07	1.15E-08		7.77E-01	12.28
cis-1,2-Dichloroethene	2.88E-03	1.94E-09	3.22E-11		2.88E-03	0.05
Radon-222						
Technetium-99						
Pathway Total	6.33E+00	1.74E-03	2.89E-05	4.86E-05	6.33E+00	
Fraction of Total	1.00E+00	2.76E-04	4.57E-06	7.68E-06		

----- AREA_CODE=c MEDIA=UCRS Groundwater -----

Analyte	Ingestion of fish	Ingestion of venison	Ingestion of rabbit	Ingestion of quail	Chemical Total	% of Total
Aluminum		4.34E-06	7.19E-08	4.24E-09	4.42E-06	0.00
Barium	1.08E-03	2.99E-07	4.96E-09	1.31E-08	1.08E-03	0.21
Iron	3.60E-01	2.00E-04	3.32E-06	9.79E-06	3.61E-01	69.98
Manganese	1.07E-01	7.42E-07	1.23E-08	7.25E-08	1.07E-01	20.72
Silica						
Tetraoxo-sulfate(1-)						
Vanadium	1.35E-02	1.88E-05	3.11E-07	1.84E-08	1.35E-02	2.63
Zinc	2.15E-02	1.19E-05	1.98E-07	8.17E-07	2.15E-02	4.17
Benzene						
Chloroform	6.65E-03	4.74E-09	7.86E-11		6.65E-03	1.29
Trichloroethene	5.16E-03	4.59E-09	7.60E-11		5.16E-03	1.00
Technetium-99						
Pathway Total	5.15E-01	2.37E-04	3.92E-06	1.07E-05	5.15E-01	
Fraction of Total	1.00E+00	4.59E-04	7.61E-06	2.08E-05		

----- AREA_CODE=d MEDIA=McNairy Groundwater -----

Analyte	Ingestion of fish	Ingestion of venison	Ingestion of rabbit	Ingestion of quail	Chemical Total	% of Total
Silica						
Tetraoxo-sulfate(1-)						
Thallium						
Zinc	1.32E-01	7.33E-05	1.21E-06	5.01E-06	1.32E-01	97.69
Trichloroethene	3.12E-03	2.78E-09	4.60E-11		3.12E-03	2.31
Pathway Total	1.35E-01	7.33E-05	1.21E-06	5.01E-06	1.35E-01	

Table 5.5b Systemic toxicity for biota consumption for the adult recreator (continued)

----- AREA_CODE=d MEDIA=McNairy Groundwater -----
(continued)

Analyte	Ingestion of fish	Ingestion of venison	Ingestion of rabbit	Ingestion of quail	Chemical Total	% of Total
Fraction of Total	9.99E-01	5.43E-04	9.00E-06	3.71E-05		

----- AREA_CODE=d MEDIA=Other Groundwater -----

Analyte	Ingestion of fish	Ingestion of venison	Ingestion of rabbit	Ingestion of quail	Chemical Total	% of Total
Methylene chloride	1.36E-04	6.58E-11	1.09E-12		1.36E-04	100.0
Pathway Total	1.36E-04	6.58E-11	1.09E-12		1.36E-04	
Fraction of Total	1.00E+00	4.84E-07	8.02E-09			

----- AREA_CODE=d MEDIA=RGA Groundwater -----

Analyte	Ingestion of fish	Ingestion of venison	Ingestion of rabbit	Ingestion of quail	Chemical Total	% of Total
Aluminum		2.96E-06	4.90E-08	2.89E-09	3.01E-06	0.00
Arsenic		4.20E-05	6.96E-07	4.10E-08	4.27E-05	0.00
Barium	4.04E-03	1.12E-06	1.86E-08	4.94E-08	4.05E-03	0.00
Chromium	6.65E-01	1.66E-04	2.76E-06	1.62E-07	6.65E-01	0.00
Cobalt	3.37E-02	6.24E-08	1.03E-09	1.22E-06	3.37E-02	0.00
Fluoride						
Iron	3.86E-01	2.15E-04	3.55E-06	1.05E-05	3.86E-01	0.00
Lead	5.74E+04	4.26E-01	7.06E-03	4.16E-04	5.74E+04	99.99
Manganese	9.45E-01	6.57E-06	1.09E-07	6.42E-07	9.45E-01	0.00
Silica						
Tetraoxo-sulfate(1-)						
Tin	1.14E+00	2.11E-05	3.50E-07		1.14E+00	0.00
Uranium	2.14E-03	3.58E-07	5.92E-09	1.16E-06	2.14E-03	0.00
Vanadium	2.56E-02	3.56E-05	5.89E-07	3.47E-08	2.56E-02	0.00
Zinc	1.98E-02	1.10E-05	1.82E-07	7.51E-07	1.98E-02	0.00
Bis(2-ethylhexyl)phthalate	8.87E-02	3.14E-07	5.21E-09		8.88E-02	0.00
Butyl benzyl phthalate	4.44E-03	1.57E-08	2.60E-10		4.44E-03	0.00
Di-n-butyl phthalate	6.49E-02	2.30E-07	3.81E-09		6.49E-02	0.00
Dimethylbenzene	2.17E-03	3.17E-09	5.26E-11		2.17E-03	0.00
Ethylbenzene	1.51E-02	1.97E-08	3.27E-10		1.51E-02	0.00
Methylene chloride	1.12E-03	5.44E-10	9.01E-12		1.12E-03	0.00
Tetrachloroethene	7.93E-03	7.87E-09	1.30E-10		7.93E-03	0.00
Trichloroethene	1.59E+00	1.42E-06	2.35E-08		1.59E+00	0.00
cis-1,2-Dichloroethene	1.35E-02	9.11E-09	1.51E-10		1.35E-02	0.00
Americium-241						
Cesium-137						
Cobalt-60						
Plutonium-239						
Radium-226						
Radon-222						
Technetium-99						
Uranium-234						
Uranium-238						
Pathway Total	5.75E+04	4.26E-01	7.07E-03	4.30E-04	5.75E+04	
Fraction of Total	1.00E+00	7.42E-06	1.23E-07	7.49E-09		

----- AREA_CODE=d MEDIA=UCRS Groundwater -----

Analyte	Ingestion of fish	Ingestion of venison	Ingestion of rabbit	Ingestion of quail	Chemical Total	% of Total
Aluminum		1.11E-05	1.84E-07	1.09E-08	1.13E-05	0.00

Table 5.5b Systemic toxicity for biota consumption for the adult recreator (continued)

----- AREA_CODE=d MEDIA=UCRS Groundwater -----						
(continued)						
Analyte	Ingestion of fish	Ingestion of venison	Ingestion of rabbit	Ingestion of quail	Chemical Total	% of Total
Ammonia as Nitrogen						
Antimony	1.83E+00	4.07E-06	6.74E-08	3.97E-09	1.83E+00	0.01
Arsenic		3.88E-05	6.43E-07	3.79E-08	3.95E-05	0.00
Barium	4.14E-03	1.15E-06	1.91E-08	5.06E-08	4.14E-03	0.00
Beryllium	2.42E-02	1.35E-06	2.23E-08	1.31E-09	2.42E-02	0.00
Cadmium	6.83E-01	7.60E-06	1.26E-07	1.48E-05	6.83E-01	0.00
Chromium	5.34E-01	1.34E-04	2.22E-06	1.31E-07	5.35E-01	0.00
Cobalt	3.45E-02	6.40E-08	1.06E-09	1.25E-06	3.45E-02	0.00
Fluoride						
Iron	1.43E+01	7.95E-03	1.32E-04	3.88E-04	1.43E+01	0.05
Kjeldahl Nitrogen						
Lead	2.95E+04	2.19E-01	3.62E-03	2.13E-04	2.95E+04	99.83
Manganese	2.20E+01	1.53E-04	2.53E-06	1.49E-05	2.20E+01	0.07
Mercury	9.94E-02	5.53E-06	9.16E-08	1.62E-08	9.94E-02	0.00
Nickel	4.88E-02	1.36E-05	2.25E-07		4.88E-02	0.00
Nitrate as Nitrogen						
Nitrate/Nitrite						
Orthophosphate						
Selenium		1.05E-04	1.74E-06	9.23E-06	1.16E-04	0.00
Silica						
Strontium	3.66E-02	2.72E-05	4.50E-07	2.65E-07	3.67E-02	0.00
Sulfate						
Sulfide						
Tetraoxo-sulfate(1-)						
Uranium	3.23E-02	5.39E-06	8.93E-08	1.75E-05	3.23E-02	0.00
Vanadium	7.80E-02	1.08E-04	1.80E-06	1.06E-07	7.81E-02	0.00
Zinc	2.09E-02	1.16E-05	1.92E-07	7.93E-07	2.09E-02	0.00
1,1-Dichloroethene	6.53E-03	4.17E-09	6.91E-11		6.53E-03	0.00
1,2-Dichloroethane						
1,2-Dichloroethene	1.08E-04	3.32E-11	5.50E-13		1.08E-04	0.00
Benzene						
Dimethylbenzene	3.75E-03	5.48E-09	9.08E-11		3.75E-03	0.00
Ethylbenzene	3.76E-02	4.92E-08	8.16E-10		3.76E-02	0.00
Fluorene	4.22E-02	1.13E-07	1.88E-09		4.22E-02	0.00
Methylene chloride	1.65E-04	7.98E-11	1.32E-12		1.65E-04	0.00
Naphthalene	1.96E-02	2.87E-08	4.76E-10		1.96E-02	0.00
Phenanthrene						
Trichloroethene	9.29E+00	8.26E-06	1.37E-07		9.29E+00	0.03
cis-1,2-Dichloroethene	3.43E-03	2.32E-09	3.84E-11		3.43E-03	0.00
Neptunium-237						
Radon-222						
Technetium-99						
Thorium-228						
Uranium-234						
Uranium-235						
Uranium-238						
Pathway Total	2.95E+04	2.27E-01	3.76E-03	6.61E-04	2.95E+04	
Fraction of Total	1.00E+00	7.69E-06	1.27E-07	2.24E-08		

----- AREA_CODE=e MEDIA=McNairy Groundwater -----						
Analyte	Ingestion of fish	Ingestion of venison	Ingestion of rabbit	Ingestion of quail	Chemical Total	% of Total
Aluminum		2.11E-06	3.49E-08	2.06E-09	2.14E-06	0.00
Arsenic		1.53E-04	2.53E-06	1.49E-07	1.56E-04	0.00
Barium	4.53E-03	1.26E-06	2.09E-08	5.53E-08	4.53E-03	0.06
Beryllium	1.45E-01	8.08E-06	1.34E-07	7.89E-09	1.45E-01	1.97
Cadmium	1.20E+00	1.33E-05	2.20E-07	2.60E-05	1.20E+00	16.18
Chromium	2.32E+00	5.81E-04	9.62E-06	5.67E-07	2.32E+00	31.41

Table 5.5b Systemic toxicity for biota consumption for the adult recreator (continued)

----- AREA_CODE=e MEDIA=McNairy Groundwater -----
(continued)

Analyte	Ingestion of fish	Ingestion of venison	Ingestion of rabbit	Ingestion of quail	Chemical Total	% of Total
Cobalt	5.52E-02	1.02E-07	1.69E-09	2.00E-06	5.52E-02	0.75
Fluoride						
Iron	2.84E+00	1.58E-03	2.61E-05	7.70E-05	2.84E+00	38.40
Manganese	4.09E-01	2.84E-06	4.71E-08	2.78E-07	4.09E-01	5.54
Nickel	7.51E-02	2.09E-05	3.46E-07		7.51E-02	1.02
Silica						
Sulfate						
Tetraoxo-sulfate(1-)						
Uranium	4.72E-03	7.87E-07	1.30E-08	2.56E-06	4.72E-03	0.06
Vanadium	1.84E-01	2.56E-04	4.24E-06	2.50E-07	1.84E-01	2.49
Zinc	1.53E-01	8.53E-05	1.41E-06	5.83E-06	1.53E-01	2.08
Trichloroethene	3.45E-03	3.07E-09	5.09E-11		3.45E-03	0.05
Radon-222						
Technetium-99						
Pathway Total	7.39E+00	2.70E-03	4.48E-05	1.15E-04	7.39E+00	
Fraction of Total	1.00E+00	3.66E-04	6.06E-06	1.55E-05		

----- AREA_CODE=e MEDIA=RGA Groundwater -----

Analyte	Ingestion of fish	Ingestion of venison	Ingestion of rabbit	Ingestion of quail	Chemical Total	% of Total
Aluminum		1.50E-06	2.49E-08	1.47E-09	1.53E-06	0.00
Arsenic		2.66E-05	4.40E-07	2.59E-08	2.70E-05	0.00
Barium	3.02E-03	8.40E-07	1.39E-08	3.69E-08	3.02E-03	0.07
Beryllium	8.51E-02	4.73E-06	7.84E-08	4.62E-09	8.51E-02	1.94
Cadmium	9.19E-01	1.02E-05	1.69E-07	2.00E-05	9.19E-01	20.97
Cobalt	3.77E-02	6.99E-08	1.16E-09	1.37E-06	3.77E-02	0.86
Copper	5.48E-02	1.37E-05	2.27E-07	7.44E-07	5.48E-02	1.25
Fluoride						
Iron	5.34E-01	2.97E-04	4.92E-06	1.45E-05	5.34E-01	12.20
Manganese	5.42E-02	3.77E-07	6.24E-09	3.68E-08	5.42E-02	1.24
Molybdenum	1.67E-02	9.31E-06	1.54E-07	9.09E-06	1.68E-02	0.38
Silica						
Silver	1.03E-02	3.43E-05	5.68E-07	2.23E-05	1.03E-02	0.24
Sulfate						
Tetraoxo-sulfate(1-)						
Thallium						
Uranium	1.23E-03	2.05E-07	3.39E-09	6.66E-07	1.23E-03	0.03
Vanadium	3.32E-02	4.61E-05	7.64E-07	4.50E-08	3.32E-02	0.76
Zinc	3.36E-02	1.87E-05	3.10E-07	1.28E-06	3.37E-02	0.77
2-Butanone	7.61E-05	2.09E-11	3.46E-13		7.61E-05	0.00
Dimethylbenzene	1.62E-04	2.37E-10	3.92E-12		1.62E-04	0.00
Trichloroethene	2.60E+00	2.31E-06	3.83E-08		2.60E+00	59.28
trans-1,2-Dichloroethene	9.70E-05	2.99E-11	4.95E-13		9.70E-05	0.00
Cobalt-60						
Radon-222						
Technetium-99						
Thorium-230						
Pathway Total	4.38E+00	4.66E-04	7.72E-06	7.01E-05	4.38E+00	
Fraction of Total	1.00E+00	1.06E-04	1.76E-06	1.60E-05		

----- AREA_CODE=e MEDIA=UCRS Groundwater -----

Analyte	Ingestion of fish	Ingestion of venison	Ingestion of rabbit	Ingestion of quail	Chemical Total	% of Total
Aluminum		1.01E-05	1.67E-07	9.84E-09	1.03E-05	0.00
Arsenic		3.43E-05	5.69E-07	3.35E-08	3.49E-05	0.00

Table 5.5b Systemic toxicity for biota consumption for the adult recreator (continued)

----- AREA_CODE=e MEDIA=UCRS Groundwater -----						
(continued)						
Analyte	Ingestion of fish	Ingestion of venison	Ingestion of rabbit	Ingestion of quail	Chemical Total	% of Total
Barium	7.20E-03	2.00E-06	3.32E-08	8.79E-08	7.20E-03	0.31
Chromium	8.67E-01	2.17E-04	3.59E-06	2.12E-07	8.67E-01	37.68
Fluoride						
Iron	8.56E-01	4.76E-04	7.89E-06	2.32E-05	8.57E-01	37.23
Manganese	5.03E-02	3.50E-07	5.80E-09	3.42E-08	5.03E-02	2.19
Nickel	2.30E-01	6.41E-05	1.06E-06		2.30E-01	10.01
Silica						
Sulfate						
Tetraoxo-sulfate(1-)						
Vanadium	1.88E-01	2.61E-04	4.33E-06	2.55E-07	1.88E-01	8.18
Zinc	9.85E-02	5.48E-05	9.08E-07	3.75E-06	9.86E-02	4.28
Trichloroethene	2.44E-03	2.17E-09	3.60E-11		2.44E-03	0.11
Radon-222						
Pathway Total	2.30E+00	1.12E-03	1.86E-05	2.76E-05	2.30E+00	
Fraction of Total	9.99E-01	4.87E-04	8.07E-06	1.20E-05		
----- AREA_CODE=f MEDIA=McNairy Groundwater -----						
Analyte	Ingestion of fish	Ingestion of venison	Ingestion of rabbit	Ingestion of quail	Chemical Total	% of Total
Barium	2.82E-03	7.86E-07	1.30E-08	3.45E-08	2.83E-03	2.51
Tetraoxo-sulfate(1-)						
Zinc	1.10E-01	6.10E-05	1.01E-06	4.17E-06	1.10E-01	97.49
Pathway Total	1.12E-01	6.17E-05	1.02E-06	4.20E-06	1.13E-01	
Fraction of Total	9.99E-01	5.49E-04	9.09E-06	3.73E-05		
----- AREA_CODE=f MEDIA=RGA Groundwater -----						
Analyte	Ingestion of fish	Ingestion of venison	Ingestion of rabbit	Ingestion of quail	Chemical Total	% of Total
Aluminum		1.27E-06	2.11E-08	1.24E-09	1.29E-06	0.00
Arsenic		2.74E-05	4.54E-07	2.68E-08	2.79E-05	0.00
Barium	4.60E-03	1.28E-06	2.12E-08	5.62E-08	4.61E-03	0.07
Cadmium	1.66E+00	1.84E-05	3.05E-07	3.60E-05	1.66E+00	26.27
Chromium	1.58E+00	3.96E-04	6.56E-06	3.86E-07	1.58E+00	25.06
Copper	4.22E-02	1.05E-05	1.75E-07	5.72E-07	4.22E-02	0.67
Iron	2.46E-01	1.37E-04	2.27E-06	6.68E-06	2.46E-01	3.90
Manganese	5.82E-02	4.05E-07	6.71E-09	3.95E-08	5.82E-02	0.92
Silica						
Sulfate						
Tetraoxo-sulfate(1-)						
Vanadium	2.98E-02	4.15E-05	6.87E-07	4.05E-08	2.99E-02	0.47
Zinc	1.71E-02	9.51E-06	1.58E-07	6.50E-07	1.71E-02	0.27
1,1-Dichloroethene	2.46E-03	1.57E-09	2.60E-11		2.46E-03	0.04
1,2-Dichloroethene	6.04E-04	1.86E-10	3.08E-12		6.04E-04	0.01
Bis(2-ethylhexyl)phthalate	1.24E+00	4.40E-06	7.29E-08		1.24E+00	19.69
Carbon tetrachloride	1.93E-02	2.14E-08	3.54E-10		1.93E-02	0.31
Trichloroethene	1.40E+00	1.25E-06	2.07E-08		1.40E+00	22.26
cis-1,2-Dichloroethene	3.49E-03	2.35E-09	3.90E-11		3.49E-03	0.06
Plutonium-239						
Radon-222						
Technetium-99						
Pathway Total	6.31E+00	6.49E-04	1.07E-05	4.45E-05	6.31E+00	
Fraction of Total	1.00E+00	1.03E-04	1.70E-06	7.05E-06		

Table 5.5b Systemic toxicity for biota consumption for the adult recreator (continued)

----- AREA_CODE=f MEDIA=UCRS Groundwater -----

Analyte	Ingestion of fish	Ingestion of venison	Ingestion of rabbit	Ingestion of quail	Chemical Total	% of Total
Aluminum		1.64E-05	2.71E-07	1.60E-08	1.67E-05	0.00
Barium	1.97E-03	5.47E-07	9.07E-09	2.40E-08	1.97E-03	0.21
Iron	7.75E-01	4.31E-04	7.14E-06	2.10E-05	7.75E-01	84.29
Manganese	6.26E-02	4.35E-07	7.21E-09	4.25E-08	6.26E-02	6.81
Silica						
Tetraoxo-sulfate(1-)						
Vanadium	1.81E-02	2.51E-05	4.17E-07	2.45E-08	1.81E-02	1.97
Zinc	5.92E-02	3.29E-05	5.45E-07	2.25E-06	5.92E-02	6.44
Trichloroethene	2.54E-03	2.26E-09	3.74E-11		2.54E-03	0.28
Radon-222						
Technetium-99						
Pathway Total	9.19E-01	5.06E-04	8.39E-06	2.34E-05	9.19E-01	
Fraction of Total	9.99E-01	5.50E-04	9.12E-06	2.54E-05		

----- AREA_CODE=g MEDIA=McNairy Groundwater -----

Analyte	Ingestion of fish	Ingestion of venison	Ingestion of rabbit	Ingestion of quail	Chemical Total	% of Total
Arsenic		2.64E-05	4.37E-07	2.58E-08	2.68E-05	0.00
Mercury	9.52E-01	5.30E-05	8.77E-07	1.55E-07	9.52E-01	100.0
Silica						
Tetraoxo-sulfate(1-)						
Neptunium-237						
Plutonium-239						
Radium-226						
Pathway Total	9.52E-01	7.93E-05	1.31E-06	1.81E-07	9.52E-01	
Fraction of Total	1.00E+00	8.33E-05	1.38E-06	1.90E-07		

----- AREA_CODE=g MEDIA=RGa Groundwater -----

Analyte	Ingestion of fish	Ingestion of venison	Ingestion of rabbit	Ingestion of quail	Chemical Total	% of Total
Aluminum		3.57E-06	5.91E-08	3.49E-09	3.63E-06	0.00
Arsenic		2.65E-05	4.38E-07	2.58E-08	2.69E-05	0.00
Cadmium	6.83E-01	7.60E-06	1.26E-07	1.48E-05	6.83E-01	0.00
Chromium	1.53E+00	3.82E-04	6.33E-06	3.73E-07	1.53E+00	0.00
Iron	5.67E-01	3.15E-04	5.22E-06	1.54E-05	5.67E-01	0.00
Lead	5.71E+04	4.23E-01	7.01E-03	4.13E-04	5.71E+04	99.99
Manganese	4.75E-02	3.30E-07	5.47E-09	3.22E-08	4.75E-02	0.00
Nickel	1.86E-01	5.18E-05	8.59E-07		1.86E-01	0.00
Silica						
Tetraoxo-sulfate(1-)						
Zinc	5.14E-02	2.86E-05	4.74E-07	1.96E-06	5.15E-02	0.00
Trichloroethene	1.86E-03	1.66E-09	2.74E-11		1.86E-03	0.00
Neptunium-237						
Radium-226						
Radon-222						
Technetium-99						
Thorium-230						
Pathway Total	5.71E+04	4.24E-01	7.02E-03	4.46E-04	5.71E+04	
Fraction of Total	1.00E+00	7.43E-06	1.23E-07	7.81E-09		

Table 5.5b Systemic toxicity for biota consumption for the adult recreator (continued)

----- AREA_CODE=g MEDIA=UCRS Groundwater -----

Analyte	Ingestion of fish	Ingestion of venison	Ingestion of rabbit	Ingestion of quail	Chemical Total	% of Total
Aluminum		2.21E-06	3.66E-08	2.16E-09	2.25E-06	0.00
Chromium	1.70E+00	4.27E-04	7.07E-06	4.16E-07	1.70E+00	75.58
Manganese	4.78E-01	3.32E-06	5.51E-08	3.24E-07	4.78E-01	21.19
Nitrate as Nitrogen						
Silica						
Tetraoxo-sulfate(1-)						
Vanadium	4.13E-02	5.75E-05	9.52E-07	5.61E-08	4.14E-02	1.84
Zinc	3.14E-02	1.75E-05	2.90E-07	1.19E-06	3.14E-02	1.39
Neptunium-237						
Plutonium-239						
Radium-226						
Radon-222						
Technetium-99						
Pathway Total	2.26E+00	5.07E-04	8.40E-06	1.99E-06	2.26E+00	
Fraction of Total	1.00E+00	2.25E-04	3.72E-06	8.84E-07		

----- AREA_CODE=h MEDIA=McNairy Groundwater -----

Analyte	Ingestion of fish	Ingestion of venison	Ingestion of rabbit	Ingestion of quail	Chemical Total	% of Total
Fluoride						
Silica						
Tetraoxo-sulfate(1-)						
Radium-226						
Radon-222						
Thorium-230						
Pathway Total						
Fraction of Total						

----- AREA_CODE=h MEDIA=Other Groundwater -----

Analyte	Ingestion of fish	Ingestion of venison	Ingestion of rabbit	Ingestion of quail	Chemical Total	% of Total
Antimony	3.09E+00	6.87E-06	1.14E-07	6.71E-09	3.09E+00	74.51
Barium	9.11E-04	2.53E-07	4.20E-09	1.11E-08	9.11E-04	0.02
Chromium	5.26E-01	1.32E-04	2.18E-06	1.28E-07	5.26E-01	12.68
Fluoride						
Iron	8.31E-02	4.62E-05	7.65E-07	2.26E-06	8.31E-02	2.00
Manganese	2.54E-02	1.77E-07	2.92E-09	1.72E-08	2.54E-02	0.61
Mercury	2.73E-01	1.52E-05	2.51E-07	4.44E-08	2.73E-01	6.58
Nickel	8.23E-02	2.29E-05	3.79E-07		8.23E-02	1.99
Nitrate as Nitrogen						
Silica						
Tetraoxo-sulfate(1-)						
Thallium						
Vanadium	4.78E-02	6.65E-05	1.10E-06	6.50E-08	4.79E-02	1.16
Zinc	1.84E-02	1.02E-05	1.69E-07	6.99E-07	1.84E-02	0.44
Neptunium-237						
Radium-226						
Radon-222						
Thorium-230						
Pathway Total	4.15E+00	3.00E-04	4.97E-06	3.23E-06	4.15E+00	
Fraction of Total	1.00E+00	7.23E-05	1.20E-06	7.78E-07		

Table 5.5b Systemic toxicity for biota consumption for the adult recreator (continued)

----- AREA_CODE=h MEDIA=RGA Groundwater -----

Analyte	Ingestion of fish	Ingestion of venison	Ingestion of rabbit	Ingestion of quail	Chemical Total	% of Total
Aluminum		5.48E-06	9.08E-08	5.35E-09	5.58E-06	0.00
Arsenic		2.94E-05	4.87E-07	2.87E-08	2.99E-05	0.00
Barium	1.51E-03	4.19E-07	6.94E-09	1.84E-08	1.51E-03	0.04
Chromium	2.64E+00	6.61E-04	1.10E-05	6.46E-07	2.64E+00	64.44
Iron	1.39E+00	7.70E-04	1.28E-05	3.76E-05	1.39E+00	33.79
Manganese	3.73E-02	2.59E-07	4.29E-09	2.53E-08	3.73E-02	0.91
Nitrate as Nitrogen						
Tetraoxo-sulfate(1-)						
Uranium	2.91E-03	4.86E-07	8.05E-09	1.58E-06	2.92E-03	0.07
Vanadium	2.75E-02	3.82E-05	6.33E-07	3.73E-08	2.75E-02	0.67
Trichloroethene	2.22E-03	1.98E-09	3.27E-11		2.22E-03	0.05
cis-1,2-Dichloroethene	1.12E-03	7.54E-10	1.25E-11		1.12E-03	0.03
Radon-222						
Technetium-99						
Pathway Total	4.10E+00	1.51E-03	2.50E-05	4.00E-05	4.10E+00	
Fraction of Total	1.00E+00	3.67E-04	6.08E-06	9.74E-06		

----- AREA_CODE=h MEDIA=UCRS Groundwater -----

Analyte	Ingestion of fish	Ingestion of venison	Ingestion of rabbit	Ingestion of quail	Chemical Total	% of Total
Aluminum		3.89E-06	6.45E-08	3.80E-09	3.96E-06	0.00
Barium	9.58E-04	2.66E-07	4.41E-09	1.17E-08	9.59E-04	0.12
Iron	2.86E-01	1.59E-04	2.63E-06	7.76E-06	2.86E-01	34.40
Manganese	3.67E-02	2.55E-07	4.22E-09	2.49E-08	3.67E-02	4.41
Nickel	4.74E-01	1.32E-04	2.19E-06		4.74E-01	57.06
Nitrate as Nitrogen						
Silica						
Tetraoxo-sulfate(1-)						
Vanadium	1.63E-02	2.26E-05	3.75E-07	2.21E-08	1.63E-02	1.96
Zinc	1.71E-02	9.49E-06	1.57E-07	6.49E-07	1.71E-02	2.05
Radon-222						
Pathway Total	8.31E-01	3.27E-04	5.42E-06	8.47E-06	8.31E-01	
Fraction of Total	1.00E+00	3.94E-04	6.52E-06	1.02E-05		

----- AREA_CODE=i MEDIA=McNairy Groundwater -----

Analyte	Ingestion of fish	Ingestion of venison	Ingestion of rabbit	Ingestion of quail	Chemical Total	% of Total
Manganese	5.90E-01	4.10E-06	6.79E-08	4.00E-07	5.90E-01	88.56
Silica						
Tetraoxo-sulfate(1-)						
Vanadium	7.60E-02	1.06E-04	1.75E-06	1.03E-07	7.61E-02	11.44
Pathway Total	6.66E-01	1.10E-04	1.82E-06	5.03E-07	6.66E-01	
Fraction of Total	1.00E+00	1.65E-04	2.73E-06	7.56E-07		

----- AREA_CODE=i MEDIA=RGA Groundwater -----

Analyte	Ingestion of fish	Ingestion of venison	Ingestion of rabbit	Ingestion of quail	Chemical Total	% of Total
Aluminum		2.65E-06	4.39E-08	2.59E-09	2.70E-06	0.00
Antimony	5.92E+00	1.32E-05	2.18E-07	1.29E-08	5.92E+00	4.19
Arsenic		2.85E-05	4.72E-07	2.78E-08	2.90E-05	0.00
Barium	1.64E-03	4.57E-07	7.58E-09	2.01E-08	1.64E-03	0.00
Beryllium	1.13E-01	6.29E-06	1.04E-07	6.14E-09	1.13E-01	0.08
Bicarbonate						

Table 5.5b Systemic toxicity for biota consumption for the adult recreator (continued)

----- AREA_CODE=i MEDIA=RGA Groundwater -----						
(continued)						
Analyte	Ingestion of fish	Ingestion of venison	Ingestion of rabbit	Ingestion of quail	Chemical Total	% of Total
Boron		3.72E-06	6.16E-08		3.78E-06	0.00
Cadmium	2.24E-01	2.49E-06	4.13E-08	4.87E-06	2.24E-01	0.16
Cerium						
Chromium	4.99E+00	1.25E-03	2.07E-05	1.22E-06	4.99E+00	3.53
Cobalt	4.08E-02	7.56E-08	1.25E-09	1.48E-06	4.08E-02	0.03
Copper	4.26E-02	1.07E-05	1.77E-07	5.79E-07	4.27E-02	0.03
Fluoride						
Gallium						
Iron	5.61E-01	3.12E-04	5.16E-06	1.52E-05	5.61E-01	0.40
Lithium		3.16E-05	5.24E-07		3.22E-05	0.00
Manganese	1.10E-01	7.68E-07	1.27E-08	7.50E-08	1.10E-01	0.08
Mercury	1.25E-01	6.96E-06	1.15E-07	2.04E-08	1.25E-01	0.09
Nickel	1.07E-01	2.97E-05	4.92E-07		1.07E-01	0.08
Selenium		7.96E-05	1.32E-06	7.00E-06	8.79E-05	0.00
Silica						
Silver	5.97E-03	1.99E-05	3.30E-07	1.30E-05	6.01E-03	0.00
Sulfate						
Tetraoxo-sulfate(1-)						
Thorium						
Titanium						
Uranium	1.09E-03	1.81E-07	3.00E-09	5.90E-07	1.09E-03	0.00
Vanadium	2.90E-02	4.04E-05	6.69E-07	3.94E-08	2.91E-02	0.02
Zinc	5.35E-02	2.97E-05	4.93E-07	2.03E-06	5.35E-02	0.04
Zirconium						
1,2-Dichlorobenzene	4.07E-05	6.29E-11	1.04E-12		4.07E-05	0.00
1,2-Dichloroethene	5.86E-05	1.81E-11	2.99E-13		5.86E-05	0.00
1,3,5-Trimethylbenzene	7.35E-04	1.58E-09	2.62E-11		7.35E-04	0.00
1,4-Dichlorobenzene						
4-Bromofluorobenzene						
4-Methyl-2-pentanone	1.37E-04	6.26E-11	1.04E-12		1.37E-04	0.00
Acetone	8.92E-06	1.84E-12	3.06E-14		8.92E-06	0.00
Acrylonitrile	2.60E-03	7.04E-10	1.17E-11		2.60E-03	0.00
Benzene						
Bis(2-ethylhexyl)phthalate	2.36E-01	8.35E-07	1.38E-08		2.36E-01	0.17
Bromomethane	9.77E-04	4.48E-10	7.42E-12		9.77E-04	0.00
Carbazole						
Chloroform	1.11E-03	7.91E-10	1.31E-11		1.11E-03	0.00
Chloromethane						
Chrysene						
Di-n-butyl phthalate	4.99E-02	1.77E-07	2.93E-09		4.99E-02	0.04
Dimethylbenzene	8.10E-05	1.18E-10	1.96E-12		8.10E-05	0.00
Ethanol						
Ethylbenzene	3.80E-04	4.98E-10	8.25E-12		3.80E-04	0.00
Methylene chloride	9.67E-05	4.68E-11	7.76E-13		9.67E-05	0.00
PCB-1254	1.29E+02	8.37E-04	1.39E-05	7.98E-05	1.29E+02	91.06
Polychlorinated biphenyl						
Tetrachloroethene	3.17E-03	3.15E-09	5.22E-11		3.17E-03	0.00
Trichloroethene	7.60E-03	6.76E-09	1.12E-10		7.60E-03	0.01
Vinyl chloride						
m,p-Xylene	1.47E-06	2.16E-12	3.57E-14		1.47E-06	0.00
trans-1,3-Dichloropropene						
Americium-241						
Cesium-137						
Cobalt-60						
Radium-226						
Radon-222						
Technetium-99						
Pathway Total	1.41E+02	2.70E-03	4.48E-05	1.26E-04	1.41E+02	
Fraction of Total	1.00E+00	1.91E-05	3.17E-07	8.91E-07		

Table 5.5b Systemic toxicity for biota consumption for the adult recreator (continued)

----- AREA_CODE=i MEDIA=UCRS Groundwater -----

Analyte	Ingestion of fish	Ingestion of venison	Ingestion of rabbit	Ingestion of quail	Chemical Total	% of Total
Aluminum		1.21E-05	2.00E-07	1.18E-08	1.23E-05	0.00
Antimony	1.03E+00	2.30E-06	3.81E-08	2.24E-09	1.03E+00	0.00
Arsenic		6.99E-05	1.16E-06	6.83E-08	7.12E-05	0.00
Barium	4.77E-03	1.33E-06	2.20E-08	5.83E-08	4.78E-03	0.00
Cadmium	3.76E-01	4.18E-06	6.93E-08	8.17E-06	3.76E-01	0.00
Chromium	5.42E-01	1.36E-04	2.25E-06	1.32E-07	5.42E-01	0.00
Cobalt	3.63E-02	6.72E-08	1.11E-09	1.31E-06	3.63E-02	0.00
Copper	4.02E-01	1.01E-04	1.67E-06	5.45E-06	4.02E-01	0.00
Fluoride						
Iron	1.05E+00	5.83E-04	9.66E-06	2.85E-05	1.05E+00	0.00
Lead	4.90E+04	3.63E-01	6.02E-03	3.55E-04	4.90E+04	99.99
Manganese	1.08E+00	7.49E-06	1.24E-07	7.31E-07	1.08E+00	0.00
Mercury	1.15E-01	6.38E-06	1.06E-07	1.87E-08	1.15E-01	0.00
Nickel	7.61E-02	2.12E-05	3.51E-07		7.61E-02	0.00
Silica						
Silver	5.35E-03	1.78E-05	2.96E-07	1.16E-05	5.38E-03	0.00
Sulfate						
Tetraoxo-sulfate(1-)						
Thallium						
Uranium	1.07E-02	1.78E-06	2.96E-08	5.81E-06	1.07E-02	0.00
Vanadium	1.23E-01	1.71E-04	2.84E-06	1.67E-07	1.23E-01	0.00
Zinc	2.75E-01	1.53E-04	2.53E-06	1.04E-05	2.75E-01	0.00
Benzene						
Bromodichloromethane	8.36E-04	6.30E-10	1.04E-11		8.36E-04	0.00
Chloroform	1.58E-03	1.13E-09	1.87E-11		1.58E-03	0.00
Dibromochloromethane	7.87E-04	6.27E-10	1.04E-11		7.87E-04	0.00
Ethanol						
Methylene chloride	1.17E-04	5.67E-11	9.39E-13		1.17E-04	0.00
Trichloroethene	6.35E-03	5.65E-09	9.36E-11		6.35E-03	0.00
Cesium-137						
Cobalt-60						
Radium-226						
Radon-222						
Technetium-99						
Pathway Total	4.90E+04	3.64E-01	6.04E-03	4.27E-04	4.90E+04	
Fraction of Total	1.00E+00	7.44E-06	1.23E-07	8.72E-09		

----- AREA_CODE=j MEDIA=McNairy Groundwater -----

Analyte	Ingestion of fish	Ingestion of venison	Ingestion of rabbit	Ingestion of quail	Chemical Total	% of Total
Aluminum		4.84E-06	8.02E-08	4.73E-09	4.93E-06	0.00
Arsenic		9.01E-04	1.49E-05	8.80E-07	9.17E-04	0.03
Manganese	2.46E+00	1.71E-05	2.83E-07	1.67E-06	2.46E+00	93.16
Molybdenum	1.79E-01	9.97E-05	1.65E-06	9.73E-05	1.79E-01	6.81
Sulfate						
Pathway Total	2.63E+00	1.02E-03	1.69E-05	9.99E-05	2.64E+00	
Fraction of Total	1.00E+00	3.88E-04	6.43E-06	3.79E-05		

----- AREA_CODE=j MEDIA=RGA Groundwater -----

Analyte	Ingestion of fish	Ingestion of venison	Ingestion of rabbit	Ingestion of quail	Chemical Total	% of Total
Aluminum		8.06E-06	1.34E-07	7.87E-09	8.21E-06	0.00
Arsenic		4.53E-05	7.50E-07	4.42E-08	4.61E-05	0.00
Iron	8.82E-01	4.90E-04	8.12E-06	2.39E-05	8.82E-01	30.35
Manganese	1.91E+00	1.33E-05	2.21E-07	1.30E-06	1.91E+00	65.88
Molybdenum	7.05E-02	3.92E-05	6.50E-07	3.83E-05	7.06E-02	2.43

Table 5.5b Systemic toxicity for biota consumption for the adult recreator (continued)

----- AREA_CODE=j MEDIA=RGA Groundwater -----
(continued)

Analyte	Ingestion of fish	Ingestion of venison	Ingestion of rabbit	Ingestion of quail	Chemical Total	% of Total
Silica						
Sulfate						
Thallium						
Vanadium	3.88E-02	5.39E-05	8.93E-07	5.26E-08	3.88E-02	1.34
Pathway Total	2.91E+00	6.50E-04	1.08E-05	6.36E-05	2.91E+00	
Fraction of Total	1.00E+00	2.24E-04	3.71E-06	2.19E-05		

----- AREA_CODE=k MEDIA=Other Groundwater -----

Analyte	Ingestion of fish	Ingestion of venison	Ingestion of rabbit	Ingestion of quail	Chemical Total	% of Total
Aluminum		1.98E-05	3.27E-07	1.93E-08	2.01E-05	0.00
Ammonia as Nitrogen						
Antimony	3.72E+00	8.28E-06	1.37E-07	8.08E-09	3.72E+00	0.00
Arsenic		2.85E-05	4.73E-07	2.79E-08	2.90E-05	0.00
Barium	1.57E-03	4.36E-07	7.22E-09	1.91E-08	1.57E-03	0.00
Beryllium	8.48E-02	4.71E-06	7.81E-08	4.60E-09	8.48E-02	0.00
Cadmium	9.11E-01	1.01E-05	1.68E-07	1.98E-05	9.11E-01	0.00
Chromium	5.12E-01	1.28E-04	2.12E-06	1.25E-07	5.12E-01	0.00
Cobalt	7.51E-02	1.39E-07	2.31E-09	2.72E-06	7.51E-02	0.00
Fluoride						
Iron	3.07E+01	1.71E-02	2.83E-04	8.34E-04	3.07E+01	0.02
Kjeldahl Nitrogen						
Lead	1.31E+05	9.71E-01	1.61E-02	9.48E-04	1.31E+05	99.96
Manganese	9.57E+00	6.65E-05	1.10E-06	6.49E-06	9.57E+00	0.01
Mercury	1.03E-01	5.70E-06	9.45E-08	1.67E-08	1.03E-01	0.00
Nickel	1.38E-01	3.84E-05	6.35E-07		1.38E-01	0.00
Nitrate as Nitrogen						
Silica						
Strontium	1.72E-02	1.28E-05	2.11E-07	1.25E-07	1.72E-02	0.00
Sulfate						
Sulfide						
Tetraoxo-sulfate(1-)						
Tin	7.41E-03	1.37E-07	2.28E-09		7.41E-03	0.00
Uranium	3.15E-03	5.26E-07	8.71E-09	1.71E-06	3.15E-03	0.00
Vanadium	5.57E-02	7.74E-05	1.28E-06	7.56E-08	5.57E-02	0.00
Zinc	9.24E-02	5.14E-05	8.52E-07	3.51E-06	9.25E-02	0.00
1,1-Dichloroethane	6.58E-04	4.20E-10	6.96E-12		6.58E-04	0.00
1,1-Dichloroethene	1.16E-02	7.40E-09	1.23E-10		1.16E-02	0.00
1,2-Dichloroethene	4.12E-03	1.27E-09	2.10E-11		4.12E-03	0.00
Acetone	5.50E-05	1.14E-11	1.89E-13		5.50E-05	0.00
Di-n-butyl phthalate	4.94E-02	1.75E-07	2.90E-09		4.94E-02	0.00
Methylene chloride	1.21E-04	5.85E-11	9.69E-13		1.21E-04	0.00
Naphthalene	3.64E-02	5.33E-08	8.83E-10		3.64E-02	0.00
Phenanthrene						
Trichloroethene	6.05E-02	5.38E-08	8.92E-10		6.05E-02	0.00
Vinyl chloride						
cis-1,2-Dichloroethene	4.44E-02	2.99E-08	4.96E-10		4.44E-02	0.00
Neptunium-237						
Radium-226						
Radon-222						
Technetium-99						
Thorium-228						
Uranium-234						
Uranium-235						
Uranium-238						
Pathway Total	1.31E+05	9.88E-01	1.64E-02	1.82E-03	1.31E+05	
Fraction of Total	1.00E+00	7.55E-06	1.25E-07	1.39E-08		

Table 5.5b Systemic toxicity for biota consumption for the adult recreator (continued)

----- AREA_CODE=1 MEDIA=McNairy Groundwater -----

Analyte	Ingestion of fish	Ingestion of venison	Ingestion of rabbit	Ingestion of quail	Chemical Total	% of Total
Aluminum		9.11E-07	1.51E-08	8.90E-10	9.27E-07	0.00
Antimony	6.66E+00	1.48E-05	2.46E-07	1.45E-08	6.66E+00	87.61
Nitrate as Nitrogen						
Silica						
Tetraoxo-sulfate(1-)						
Thallium						
Zinc	1.16E-01	6.47E-05	1.07E-06	4.42E-06	1.16E-01	1.53
Trichloroethene	8.26E-01	7.34E-07	1.22E-08		8.26E-01	10.86
Technetium-99						
Pathway Total	7.60E+00	8.11E-05	1.34E-06	4.43E-06	7.60E+00	
Fraction of Total	1.00E+00	1.07E-05	1.77E-07	5.83E-07		

----- AREA_CODE=1 MEDIA=Other Groundwater -----

Analyte	Ingestion of fish	Ingestion of venison	Ingestion of rabbit	Ingestion of quail	Chemical Total	% of Total
Methylene chloride	1.36E-04	6.58E-11	1.09E-12		1.36E-04	100.0
Pathway Total	1.36E-04	6.58E-11	1.09E-12		1.36E-04	
Fraction of Total	1.00E+00	4.84E-07	8.02E-09			

----- AREA_CODE=1 MEDIA=RGa Groundwater -----

Analyte	Ingestion of fish	Ingestion of venison	Ingestion of rabbit	Ingestion of quail	Chemical Total	% of Total
Aluminum		3.80E-06	6.30E-08	3.71E-09	3.87E-06	0.00
Arsenic		3.43E-05	5.69E-07	3.35E-08	3.49E-05	0.00
Barium	3.81E-03	1.06E-06	1.76E-08	4.66E-08	3.81E-03	0.00
Beryllium	8.43E-02	4.69E-06	7.77E-08	4.58E-09	8.43E-02	0.00
Cadmium	5.36E-01	5.96E-06	9.87E-08	1.16E-05	5.36E-01	0.00
Chromium	1.08E+00	2.69E-04	4.46E-06	2.63E-07	1.08E+00	0.00
Cobalt	3.67E-02	6.80E-08	1.13E-09	1.33E-06	3.67E-02	0.00
Fluoride						
Iron	1.00E+00	5.58E-04	9.24E-06	2.72E-05	1.00E+00	0.00
Lead	4.23E+04	3.13E-01	5.19E-03	3.06E-04	4.23E+04	99.91
Manganese	3.22E-01	2.24E-06	3.71E-08	2.18E-07	3.22E-01	0.00
Mercury	2.85E-01	1.58E-05	2.62E-07	4.64E-08	2.85E-01	0.00
Molybdenum	1.65E-02	9.15E-06	1.52E-07	8.94E-06	1.65E-02	0.00
Nitrate as Nitrogen						
Selenium		1.20E-04	1.98E-06	1.05E-05	1.32E-04	0.00
Silica						
Sulfate						
Tetraoxo-sulfate(1-)						
Thallium						
Tin	3.28E-01	6.09E-06	1.01E-07		3.28E-01	0.00
Uranium	4.45E-03	7.42E-07	1.23E-08	2.41E-06	4.45E-03	0.00
Vanadium	1.81E-02	2.52E-05	4.17E-07	2.46E-08	1.81E-02	0.00
Zinc	2.60E-02	1.45E-05	2.40E-07	9.90E-07	2.61E-02	0.00
1,1,2-Trichloroethane	2.77E-03	1.98E-09	3.28E-11		2.77E-03	0.00
1,1-Dichloroethene	2.82E-02	1.80E-08	2.99E-10		2.82E-02	0.00
1,2-Dichloroethane						
Acetone	1.79E-05	3.71E-12	6.15E-14		1.79E-05	0.00
Bis(2-ethylhexyl)phthalate	8.87E-02	3.14E-07	5.21E-09		8.88E-02	0.00
Butyl benzyl phthalate	4.44E-03	1.57E-08	2.60E-10		4.44E-03	0.00
Carbon tetrachloride	5.14E+00	5.71E-06	9.45E-08		5.14E+00	0.01
Chlorobenzene	2.25E-03	2.50E-09	4.14E-11		2.25E-03	0.00
Chloroform	7.77E-03	5.54E-09	9.18E-11		7.77E-03	0.00
Di-n-butyl phthalate	1.17E-01	4.15E-07	6.87E-09		1.17E-01	0.00
Dimethylbenzene	2.04E-02	2.99E-08	4.95E-10		2.04E-02	0.00

Table 5.5b Systemic toxicity for biota consumption for the adult recreator (continued)

----- AREA_CODE=1 MEDIA=RGA Groundwater -----						
(continued)						
Analyte	Ingestion of fish	Ingestion of venison	Ingestion of rabbit	Ingestion of quail	Chemical Total	% of Total
Ethane						
Ethylbenzene	1.62E-01	2.12E-07	3.51E-09		1.62E-01	0.00
Ethylene						
Methylene chloride	3.39E-04	1.64E-10	2.72E-12		3.39E-04	0.00
Tetrachloroethene	5.07E-01	5.04E-07	8.35E-09		5.07E-01	0.00
Trichloroethene	2.60E+01	2.31E-05	3.83E-07		2.60E+01	0.06
Vinyl chloride						
cis-1,2-Dichloroethene	1.06E+00	7.16E-07	1.19E-08		1.06E+00	0.00
trans-1,2-Dichloroethene	2.33E-02	7.17E-09	1.19E-10		2.33E-02	0.00
Americium-241						
Cesium-137						
Cobalt-60						
Neptunium-237						
Plutonium-239						
Radium-226						
Radon-222						
Technetium-99						
Thorium-230						
Uranium-234						
Uranium-235						
Uranium-235/236						
Uranium-238						
Pathway Total	4.23E+04	3.14E-01	5.21E-03	3.70E-04	4.23E+04	
Fraction of Total	1.00E+00	7.43E-06	1.23E-07	8.74E-09		

----- AREA_CODE=1 MEDIA=UCRS Groundwater -----						
Analyte	Ingestion of fish	Ingestion of venison	Ingestion of rabbit	Ingestion of quail	Chemical Total	% of Total
Aluminum		6.26E-06	1.04E-07	6.11E-09	6.36E-06	0.00
Ammonia as Nitrogen						
Antimony	1.98E+00	4.42E-06	7.32E-08	4.31E-09	1.98E+00	0.00
Arsenic		1.50E-04	2.49E-06	1.47E-07	1.53E-04	0.00
Barium	4.79E-03	1.33E-06	2.21E-08	5.86E-08	4.79E-03	0.00
Beryllium	2.42E-02	1.35E-06	2.23E-08	1.31E-09	2.42E-02	0.00
Cadmium	4.48E-01	4.99E-06	8.26E-08	9.74E-06	4.48E-01	0.00
Chromium	6.53E-01	1.63E-04	2.71E-06	1.59E-07	6.53E-01	0.00
Cobalt	3.44E-02	6.38E-08	1.06E-09	1.25E-06	3.44E-02	0.00
Fluoride						
Iron	9.04E-01	5.02E-04	8.33E-06	2.45E-05	9.04E-01	0.00
Kjeldahl Nitrogen						
Lead	3.97E+04	2.95E-01	4.88E-03	2.88E-04	3.97E+04	99.82
Manganese	4.26E-01	2.96E-06	4.91E-08	2.89E-07	4.26E-01	0.00
Mercury	2.85E-01	1.58E-05	2.62E-07	4.64E-08	2.85E-01	0.00
Molybdenum	5.69E-03	3.16E-06	5.24E-08	3.09E-06	5.70E-03	0.00
Nickel	1.92E-01	5.33E-05	8.83E-07		1.92E-01	0.00
Nitrate as Nitrogen						
Nitrate/Nitrite						
Orthophosphate						
Selenium		8.24E-05	1.36E-06	7.24E-06	9.10E-05	0.00
Silica						
Strontium	3.66E-02	2.72E-05	4.50E-07	2.65E-07	3.67E-02	0.00
Sulfate						
Sulfide						
Tetraoxo-sulfate(1-)						
Thallium						
Tin	3.70E-02	6.86E-07	1.14E-08		3.70E-02	0.00
Uranium	1.11E-02	1.86E-06	3.07E-08	6.04E-06	1.11E-02	0.00
Vanadium	3.15E-02	4.38E-05	7.26E-07	4.28E-08	3.15E-02	0.00

Table 5.5b Systemic toxicity for biota consumption for the adult recreator (continued)

----- AREA_CODE=1 MEDIA=UCRS Groundwater -----						
(continued)						
Analyte	Ingestion of fish	Ingestion of venison	Ingestion of rabbit	Ingestion of quail	Chemical Total	% of Total
Zinc	1.72E-02	9.54E-06	1.58E-07	6.52E-07	1.72E-02	0.00
1,1-Dichloroethene	8.69E-02	5.55E-08	9.19E-10		8.69E-02	0.00
1,2-Dichloroethane						
1,2-Dichloroethene	1.63E-04	5.01E-11	8.30E-13		1.63E-04	0.00
2,4-Dimethylphenol	2.06E-03	1.74E-09	2.88E-11		2.06E-03	0.00
Benzene						
Bis(2-ethylhexyl)phthalate	4.44E-02	1.57E-07	2.60E-09		4.44E-02	0.00
Chloroethane	3.98E-03	2.04E-09	3.38E-11		3.98E-03	0.00
Chloroform	9.43E-03	6.73E-09	1.11E-10		9.43E-03	0.00
Di-n-butyl phthalate	8.70E-03	3.08E-08	5.10E-10		8.70E-03	0.00
Dimethylbenzene	2.30E-02	3.36E-08	5.57E-10		2.30E-02	0.00
Ethane						
Ethylbenzene	1.83E-01	2.39E-07	3.96E-09		1.83E-01	0.00
Ethylene						
Fluorene	3.65E-02	9.81E-08	1.62E-09		3.65E-02	0.00
Isophorone	8.26E-05	4.99E-11	8.27E-13		8.26E-05	0.00
Methylene chloride	2.77E-04	1.34E-10	2.22E-12		2.77E-04	0.00
Naphthalene	3.81E-02	5.57E-08	9.22E-10		3.81E-02	0.00
Phenanthrene						
Trichloroethene	6.21E+01	5.53E-05	9.16E-07		6.21E+01	0.16
Vinyl chloride						
cis-1,2-Dichloroethene	2.28E+00	1.54E-06	2.55E-08		2.28E+00	0.01
trans-1,2-Dichloroethene	9.70E-03	2.99E-09	4.95E-11		9.70E-03	0.00
Americium-241						
Cobalt-60						
Neptunium-237						
Plutonium-239						
Radium-226						
Radon-222						
Technetium-99						
Thorium-228						
Uranium-234						
Uranium-235						
Uranium-235/236						
Uranium-238						
Pathway Total	3.98E+04	2.96E-01	4.90E-03	3.41E-04	3.98E+04	
Fraction of Total	1.00E+00	7.43E-06	1.23E-07	8.57E-09		

----- AREA_CODE=m MEDIA=McNairy Groundwater -----						
Analyte	Ingestion of fish	Ingestion of venison	Ingestion of rabbit	Ingestion of quail	Chemical Total	% of Total
Aluminum		1.56E-06	2.58E-08	1.52E-09	1.59E-06	0.00
Arsenic		5.95E-05	9.86E-07	5.81E-08	6.05E-05	0.00
Barium	3.23E-03	8.98E-07	1.49E-08	3.95E-08	3.23E-03	0.03
Beryllium	9.69E-02	5.39E-06	8.92E-08	5.26E-09	9.69E-02	1.03
Cadmium	1.05E+00	1.17E-05	1.94E-07	2.29E-05	1.05E+00	11.22
Chromium	1.57E+00	3.92E-04	6.50E-06	3.83E-07	1.57E+00	16.72
Cobalt	4.29E-02	7.95E-08	1.32E-09	1.55E-06	4.29E-02	0.46
Fluoride						
Iron	5.71E+00	3.18E-03	5.26E-05	1.55E-04	5.72E+00	60.95
Manganese	3.90E-01	2.71E-06	4.49E-08	2.65E-07	3.90E-01	4.16
Mercury	3.25E-01	1.81E-05	3.00E-07	5.30E-08	3.25E-01	3.47
Molybdenum	2.06E-02	1.14E-05	1.89E-07	1.12E-05	2.06E-02	0.22
Nickel	5.97E-02	1.66E-05	2.75E-07		5.98E-02	0.64
Silica						
Sulfate						
Tetraoxo-sulfate(1-)						
Uranium	1.85E-03	3.09E-07	5.11E-09	1.00E-06	1.85E-03	0.02

Table 5.5b Systemic toxicity for biota consumption for the adult recreator (continued)

----- AREA_CODE=m MEDIA=McNairy Groundwater -----
(continued)

Analyte	Ingestion of fish	Ingestion of venison	Ingestion of rabbit	Ingestion of quail	Chemical Total	% of Total
Vanadium	6.08E-02	8.45E-05	1.40E-06	8.25E-08	6.09E-02	0.65
Zinc	3.73E-02	2.08E-05	3.44E-07	1.42E-06	3.74E-02	0.40
Trichloroethene	2.82E-03	2.51E-09	4.16E-11		2.82E-03	0.03
Neptunium-237						
Plutonium-239						
Radium-226						
Radon-222						
Technetium-99						
Thorium-230						
Pathway Total	9.37E+00	3.80E-03	6.30E-05	1.94E-04	9.38E+00	
Fraction of Total	1.00E+00	4.06E-04	6.72E-06	2.07E-05		

----- AREA_CODE=m MEDIA=Other Groundwater -----

Analyte	Ingestion of fish	Ingestion of venison	Ingestion of rabbit	Ingestion of quail	Chemical Total	% of Total
Aluminum		8.29E-06	1.37E-07	8.09E-09	8.43E-06	0.00
Ammonia as Nitrogen						
Antimony	2.54E+00	5.66E-06	9.38E-08	5.53E-09	2.54E+00	0.00
Arsenic		2.79E-05	4.63E-07	2.73E-08	2.84E-05	0.00
Barium	1.65E-03	4.58E-07	7.59E-09	2.01E-08	1.65E-03	0.00
Beryllium	3.89E-02	2.16E-06	3.58E-08	2.11E-09	3.89E-02	0.00
Cadmium	9.11E-01	1.01E-05	1.68E-07	1.98E-05	9.11E-01	0.00
Chromium	5.06E-01	1.27E-04	2.10E-06	1.24E-07	5.06E-01	0.00
Cobalt	9.06E-02	1.68E-07	2.78E-09	3.28E-06	9.06E-02	0.00
Fluoride						
Iron	8.80E+00	4.90E-03	8.11E-05	2.39E-04	8.81E+00	0.01
Kjeldahl Nitrogen						
Lead	1.05E+05	7.76E-01	1.29E-02	7.58E-04	1.05E+05	99.98
Manganese	3.24E+00	2.25E-05	3.73E-07	2.20E-06	3.24E+00	0.00
Mercury	1.72E-01	9.56E-06	1.58E-07	2.80E-08	1.72E-01	0.00
Nickel	9.00E-02	2.50E-05	4.15E-07		9.01E-02	0.00
Nitrate as Nitrogen						
Silica						
Strontium	1.72E-02	1.28E-05	2.11E-07	1.25E-07	1.72E-02	0.00
Sulfate						
Sulfide						
Tetraoxo-sulfate(1-)						
Thallium						
Tin	7.41E-03	1.37E-07	2.28E-09		7.41E-03	0.00
Uranium	2.61E-03	4.36E-07	7.22E-09	1.42E-06	2.61E-03	0.00
Vanadium	4.43E-02	6.16E-05	1.02E-06	6.02E-08	4.44E-02	0.00
Zinc	4.34E-02	2.41E-05	3.99E-07	1.65E-06	4.34E-02	0.00
1,1-Dichloroethane	6.50E-04	4.15E-10	6.88E-12		6.50E-04	0.00
1,1-Dichloroethene	1.15E-02	7.31E-09	1.21E-10		1.15E-02	0.00
1,2-Dichloroethene	4.12E-03	1.27E-09	2.10E-11		4.12E-03	0.00
Acetone	5.50E-05	1.14E-11	1.89E-13		5.50E-05	0.00
Di-n-butyl phthalate	4.94E-02	1.75E-07	2.90E-09		4.94E-02	0.00
Methylene chloride	1.21E-04	5.85E-11	9.69E-13		1.21E-04	0.00
Naphthalene	3.64E-02	5.33E-08	8.83E-10		3.64E-02	0.00
Phenanthrene						
Trichloroethene	4.51E-02	4.01E-08	6.65E-10		4.51E-02	0.00
Vinyl chloride						
cis-1,2-Dichloroethene	4.20E-02	2.83E-08	4.69E-10		4.20E-02	0.00
Neptunium-237						
Radium-226						
Radon-222						
Technetium-99						
Thorium-228						

Table 5.5b Systemic toxicity for biota consumption for the adult recreator (continued)

----- AREA_CODE=m MEDIA=Other Groundwater -----
(continued)

Analyte	Ingestion of fish	Ingestion of venison	Ingestion of rabbit	Ingestion of quail	Chemical Total	% of Total
Thorium-230						
Uranium-234						
Uranium-235						
Uranium-238						
Pathway Total	1.05E+05	7.81E-01	1.29E-02	1.03E-03	1.05E+05	
Fraction of Total	1.00E+00	7.46E-06	1.24E-07	9.80E-09		

----- AREA_CODE=m MEDIA=RGA Groundwater -----

Analyte	Ingestion of fish	Ingestion of venison	Ingestion of rabbit	Ingestion of quail	Chemical Total	% of Total
Aluminum		1.86E-06	3.08E-08	1.81E-09	1.89E-06	0.00
Antimony	5.61E+00	1.25E-05	2.07E-07	1.22E-08	5.62E+00	0.01
Arsenic		2.78E-05	4.60E-07	2.71E-08	2.83E-05	0.00
Barium	1.59E-03	4.43E-07	7.34E-09	1.95E-08	1.59E-03	0.00
Beryllium	1.02E-01	5.66E-06	9.38E-08	5.53E-09	1.02E-01	0.00
Bicarbonate						
Boron		3.72E-06	6.16E-08		3.78E-06	0.00
Cadmium	5.69E-01	6.33E-06	1.05E-07	1.24E-05	5.69E-01	0.00
Cerium						
Chromium	3.42E+00	8.56E-04	1.42E-05	8.36E-07	3.42E+00	0.01
Cobalt	4.04E-02	7.48E-08	1.24E-09	1.46E-06	4.04E-02	0.00
Copper	4.17E-02	1.04E-05	1.73E-07	5.66E-07	4.17E-02	0.00
Fluoride						
Gallium						
Iron	4.70E-01	2.62E-04	4.33E-06	1.28E-05	4.71E-01	0.00
Lead	4.35E+04	3.22E-01	5.34E-03	3.15E-04	4.35E+04	99.68
Lithium		3.16E-05	5.24E-07		3.22E-05	0.00
Manganese	8.60E-02	5.98E-07	9.90E-09	5.83E-08	8.60E-02	0.00
Mercury	1.18E-01	6.54E-06	1.08E-07	1.92E-08	1.18E-01	0.00
Molybdenum	1.63E-02	9.07E-06	1.50E-07	8.86E-06	1.63E-02	0.00
Nickel	9.27E-02	2.58E-05	4.27E-07		9.28E-02	0.00
Nitrate as Nitrogen						
Selenium		8.04E-05	1.33E-06	7.06E-06	8.87E-05	0.00
Silica						
Silver	6.50E-03	2.17E-05	3.60E-07	1.41E-05	6.54E-03	0.00
Sulfate						
Tetraoxo-sulfate(1-)						
Thallium						
Thorium						
Titanium						
Uranium	1.09E-03	1.82E-07	3.01E-09	5.92E-07	1.09E-03	0.00
Vanadium	2.57E-02	3.57E-05	5.91E-07	3.49E-08	2.57E-02	0.00
Zinc	5.35E-02	2.97E-05	4.93E-07	2.03E-06	5.35E-02	0.00
Zirconium						
1,1-Dichloroethene	8.69E-03	5.55E-09	9.19E-11		8.69E-03	0.00
1,2-Dichlorobenzene	4.07E-05	6.29E-11	1.04E-12		4.07E-05	0.00
1,2-Dichloroethene	8.40E-05	2.59E-11	4.29E-13		8.40E-05	0.00
1,3,5-Trimethylbenzene	7.35E-04	1.58E-09	2.62E-11		7.35E-04	0.00
1,4-Dichlorobenzene						
2-Butanone	5.16E-06	1.41E-12	2.34E-14		5.16E-06	0.00
4-Bromofluorobenzene						
4-Methyl-2-pentanone	1.54E-04	7.08E-11	1.17E-12		1.54E-04	0.00
Acetone	1.24E-05	2.56E-12	4.23E-14		1.24E-05	0.00
Acrylonitrile	2.60E-03	7.04E-10	1.17E-11		2.60E-03	0.00
Benzene						
Bis(2-ethylhexyl)phthalate	2.65E-01	9.39E-07	1.56E-08		2.65E-01	0.00
Bromomethane	9.77E-04	4.48E-10	7.42E-12		9.77E-04	0.00
Carbazole						

Table 5.5b Systemic toxicity for biota consumption for the adult recreator (continued)

----- AREA_CODE=m MEDIA=RGA Groundwater -----						
(continued)						
Analyte	Ingestion of fish	Ingestion of venison	Ingestion of rabbit	Ingestion of quail	Chemical Total	% of Total
Carbon tetrachloride	1.93E-02	2.14E-08	3.54E-10		1.93E-02	0.00
Chloroform	1.11E-03	7.91E-10	1.31E-11		1.11E-03	0.00
Chloromethane						
Chrysene						
Di-n-butyl phthalate	5.28E-02	1.87E-07	3.10E-09		5.28E-02	0.00
Dimethylbenzene	1.62E-04	2.37E-10	3.92E-12		1.62E-04	0.00
Ethanol						
Ethylbenzene	3.80E-04	4.98E-10	8.25E-12		3.80E-04	0.00
Methylene chloride	9.79E-05	4.74E-11	7.85E-13		9.79E-05	0.00
PCB-1254	1.29E+02	8.37E-04	1.39E-05	7.98E-05	1.29E+02	0.30
Polychlorinated biphenyl						
Tetrachloroethene	3.17E-03	3.15E-09	5.22E-11		3.17E-03	0.00
Trichloroethene	1.09E+00	9.69E-07	1.61E-08		1.09E+00	0.00
Vinyl chloride						
cis-1,2-Dichloroethene	1.02E-02	6.91E-09	1.15E-10		1.02E-02	0.00
m,p-Xylene	1.47E-06	2.16E-12	3.57E-14		1.47E-06	0.00
trans-1,2-Dichloroethene	9.70E-05	2.99E-11	4.95E-13		9.70E-05	0.00
trans-1,3-Dichloropropene						
Americium-241						
Cesium-137						
Cobalt-60						
Neptunium-237						
Plutonium-239						
Radium-226						
Radon-222						
Technetium-99						
Thorium-230						
Pathway Total	4.36E+04	3.25E-01	5.38E-03	4.55E-04	4.36E+04	
Fraction of Total	1.00E+00	7.44E-06	1.23E-07	1.04E-08		

----- AREA_CODE=m MEDIA=UCRS Groundwater -----						
Analyte	Ingestion of fish	Ingestion of venison	Ingestion of rabbit	Ingestion of quail	Chemical Total	% of Total
Aluminum		7.98E-06	1.32E-07	7.79E-09	8.12E-06	0.00
Antimony	4.09E+00	9.10E-06	1.51E-07	8.88E-09	4.09E+00	0.01
Arsenic		4.23E-05	7.00E-07	4.13E-08	4.30E-05	0.00
Barium	4.58E-03	1.27E-06	2.11E-08	5.59E-08	4.58E-03	0.00
Cadmium	5.74E-01	6.38E-06	1.06E-07	1.25E-05	5.74E-01	0.00
Chromium	5.60E-01	1.40E-04	2.32E-06	1.37E-07	5.61E-01	0.00
Cobalt	3.75E-02	6.96E-08	1.15E-09	1.36E-06	3.75E-02	0.00
Copper	1.86E-01	4.66E-05	7.73E-07	2.53E-06	1.86E-01	0.00
Fluoride						
Iron	7.85E-01	4.37E-04	7.23E-06	2.13E-05	7.85E-01	0.00
Lead	4.39E+04	3.26E-01	5.40E-03	3.18E-04	4.39E+04	99.98
Manganese	1.67E-01	1.16E-06	1.92E-08	1.13E-07	1.67E-01	0.00
Mercury	1.09E-01	6.06E-06	1.00E-07	1.78E-08	1.09E-01	0.00
Nickel	8.82E-02	2.45E-05	4.06E-07		8.82E-02	0.00
Nitrate as Nitrogen						
Silica						
Silver	5.87E-03	1.96E-05	3.24E-07	1.27E-05	5.90E-03	0.00
Sulfate						
Tetraoxo-sulfate(1-)						
Thallium						
Uranium	6.02E-02	1.01E-05	1.67E-07	3.27E-05	6.03E-02	0.00
Vanadium	9.23E-02	1.28E-04	2.13E-06	1.25E-07	9.24E-02	0.00
Zinc	1.54E-01	8.54E-05	1.41E-06	5.84E-06	1.54E-01	0.00
Benzene						
Bromodichloromethane	2.97E-03	2.24E-09	3.71E-11		2.97E-03	0.00

Table 5.5b Systemic toxicity for biota consumption for the adult recreator (continued)

----- AREA_CODE=m MEDIA=UCRS Groundwater -----
(continued)

Analyte	Ingestion of fish	Ingestion of venison	Ingestion of rabbit	Ingestion of quail	Chemical Total	% of Total
Chloroform	5.96E-03	4.25E-09	7.04E-11		5.96E-03	0.00
Dibromochloromethane	7.87E-04	6.27E-10	1.04E-11		7.87E-04	0.00
Ethanol						
Methylene chloride	1.15E-04	5.59E-11	9.25E-13		1.15E-04	0.00
Trichloroethene	6.99E-03	6.22E-09	1.03E-10		6.99E-03	0.00
Cesium-137						
Cobalt-60						
Neptunium-237						
Plutonium-239						
Radium-226						
Radon-222						
Technetium-99						
Pathway Total	4.39E+04	3.27E-01	5.41E-03	4.07E-04	4.39E+04	
Fraction of Total	1.00E+00	7.44E-06	1.23E-07	9.28E-09		

----- AREA_CODE=n MEDIA=McNairy Groundwater -----

Analyte	Ingestion of fish	Ingestion of venison	Ingestion of rabbit	Ingestion of quail	Chemical Total	% of Total
Aluminum		3.66E-06	6.07E-08	3.58E-09	3.73E-06	0.00
Antimony	5.81E+00	1.29E-05	2.14E-07	1.26E-08	5.81E+00	56.00
Arsenic		4.93E-05	8.17E-07	4.82E-08	5.02E-05	0.00
Barium	3.06E-03	8.51E-07	1.41E-08	3.74E-08	3.06E-03	0.03
Beryllium	9.76E-02	5.43E-06	8.99E-08	5.30E-09	9.76E-02	0.94
Cadmium	1.09E+00	1.21E-05	2.00E-07	2.36E-05	1.09E+00	10.46
Chromium	6.04E-01	1.51E-04	2.51E-06	1.48E-07	6.05E-01	5.82
Cobalt	4.24E-02	7.86E-08	1.30E-09	1.54E-06	4.24E-02	0.41
Fluoride						
Iron	1.70E+00	9.43E-04	1.56E-05	4.60E-05	1.70E+00	16.34
Manganese	3.10E-01	2.15E-06	3.56E-08	2.10E-07	3.10E-01	2.98
Mercury	2.28E-01	1.27E-05	2.10E-07	3.72E-08	2.28E-01	2.20
Molybdenum	1.98E-02	1.10E-05	1.83E-07	1.08E-05	1.98E-02	0.19
Nickel	6.02E-02	1.67E-05	2.77E-07		6.02E-02	0.58
Nitrate as Nitrogen						
Silica						
Sulfate						
Tetraoxo-sulfate(1-)						
Thallium						
Uranium	1.60E-03	2.66E-07	4.41E-09	8.66E-07	1.60E-03	0.02
Vanadium	4.82E-02	6.70E-05	1.11E-06	6.54E-08	4.82E-02	0.46
Zinc	6.02E-02	3.35E-05	5.55E-07	2.29E-06	6.03E-02	0.58
Trichloroethene	3.10E-01	2.76E-07	4.58E-09		3.10E-01	2.99
Neptunium-237						
Plutonium-239						
Radium-226						
Radon-222						
Technetium-99						
Thorium-230						
Pathway Total	1.04E+01	1.32E-03	2.19E-05	8.56E-05	1.04E+01	
Fraction of Total	1.00E+00	1.27E-04	2.11E-06	8.25E-06		

----- AREA_CODE=n MEDIA=Other Groundwater -----

Analyte	Ingestion of fish	Ingestion of venison	Ingestion of rabbit	Ingestion of quail	Chemical Total	% of Total
Aluminum		8.29E-06	1.37E-07	8.09E-09	8.43E-06	0.00
Ammonia as Nitrogen						

Table 5.5b Systemic toxicity for biota consumption for the adult recreator (continued)

----- AREA_CODE=n MEDIA=Other Groundwater -----						
(continued)						
Analyte	Ingestion of fish	Ingestion of venison	Ingestion of rabbit	Ingestion of quail	Chemical Total	% of Total
Antimony	2.54E+00	5.66E-06	9.38E-08	5.53E-09	2.54E+00	0.00
Arsenic		2.79E-05	4.63E-07	2.73E-08	2.84E-05	0.00
Barium	1.65E-03	4.58E-07	7.59E-09	2.01E-08	1.65E-03	0.00
Beryllium	3.89E-02	2.16E-06	3.58E-08	2.11E-09	3.89E-02	0.00
Cadmium	9.11E-01	1.01E-05	1.68E-07	1.98E-05	9.11E-01	0.00
Chromium	5.06E-01	1.27E-04	2.10E-06	1.24E-07	5.06E-01	0.00
Cobalt	9.06E-02	1.68E-07	2.78E-09	3.28E-06	9.06E-02	0.00
Fluoride						
Iron	8.80E+00	4.90E-03	8.11E-05	2.39E-04	8.81E+00	0.01
Kjeldahl Nitrogen						
Lead	1.05E+05	7.76E-01	1.29E-02	7.58E-04	1.05E+05	99.98
Manganese	3.24E+00	2.25E-05	3.73E-07	2.20E-06	3.24E+00	0.00
Mercury	1.72E-01	9.56E-06	1.58E-07	2.80E-08	1.72E-01	0.00
Nickel	9.00E-02	2.50E-05	4.15E-07		9.01E-02	0.00
Nitrate as Nitrogen						
Silica						
Strontium	1.72E-02	1.28E-05	2.11E-07	1.25E-07	1.72E-02	0.00
Sulfate						
Sulfide						
Tetraoxo-sulfate(1-)						
Thallium						
Tin	7.41E-03	1.37E-07	2.28E-09		7.41E-03	0.00
Uranium	2.61E-03	4.36E-07	7.22E-09	1.42E-06	2.61E-03	0.00
Vanadium	4.43E-02	6.16E-05	1.02E-06	6.02E-08	4.44E-02	0.00
Zinc	4.34E-02	2.41E-05	3.99E-07	1.65E-06	4.34E-02	0.00
1,1-Dichloroethane	6.43E-04	4.10E-10	6.80E-12		6.43E-04	0.00
1,1-Dichloroethene	1.13E-02	7.22E-09	1.20E-10		1.13E-02	0.00
1,2-Dichloroethene	3.48E-03	1.07E-09	1.78E-11		3.48E-03	0.00
Acetone	5.50E-05	1.14E-11	1.89E-13		5.50E-05	0.00
Di-n-butyl phthalate	4.94E-02	1.75E-07	2.90E-09		4.94E-02	0.00
Methylene chloride	1.15E-04	5.59E-11	9.26E-13		1.15E-04	0.00
Naphthalene	3.64E-02	5.33E-08	8.83E-10		3.64E-02	0.00
Phenanthrene						
Trichloroethene	4.48E-02	3.99E-08	6.60E-10		4.48E-02	0.00
Vinyl chloride						
cis-1,2-Dichloroethene	4.20E-02	2.83E-08	4.69E-10		4.20E-02	0.00
Neptunium-237						
Radium-226						
Radon-222						
Technetium-99						
Thorium-228						
Thorium-230						
Uranium-234						
Uranium-235						
Uranium-238						
Pathway Total	1.05E+05	7.81E-01	1.29E-02	1.03E-03	1.05E+05	
Fraction of Total	1.00E+00	7.46E-06	1.24E-07	9.80E-09		

----- AREA_CODE=n MEDIA=RGA Groundwater -----						
Analyte	Ingestion of fish	Ingestion of venison	Ingestion of rabbit	Ingestion of quail	Chemical Total	% of Total
Aluminum		2.48E-06	4.11E-08	2.42E-09	2.52E-06	0.00
Antimony	5.47E+00	1.22E-05	2.01E-07	1.19E-08	5.47E+00	0.01
Arsenic		3.03E-05	5.02E-07	2.96E-08	3.08E-05	0.00
Barium	1.60E-03	4.46E-07	7.38E-09	1.96E-08	1.60E-03	0.00
Beryllium	9.60E-02	5.34E-06	8.85E-08	5.21E-09	9.60E-02	0.00
Bicarbonate						
Boron		3.72E-06	6.16E-08		3.78E-06	0.00

Table 5.5b Systemic toxicity for biota consumption for the adult recreator (continued)

----- AREA_CODE=n MEDIA=RGA Groundwater -----						
(continued)						
Analyte	Ingestion of fish	Ingestion of venison	Ingestion of rabbit	Ingestion of quail	Chemical Total	% of Total
Cadmium	5.41E-01	6.02E-06	9.97E-08	1.17E-05	5.41E-01	0.00
Cerium						
Chromium	2.33E+00	5.83E-04	9.66E-06	5.69E-07	2.33E+00	0.01
Cobalt	3.91E-02	7.24E-08	1.20E-09	1.41E-06	3.91E-02	0.00
Copper	3.65E-02	9.13E-06	1.51E-07	4.95E-07	3.65E-02	0.00
Fluoride						
Gallium						
Iron	6.03E-01	3.35E-04	5.55E-06	1.64E-05	6.03E-01	0.00
Lead	4.21E+04	3.12E-01	5.17E-03	3.05E-04	4.21E+04	99.61
Lithium		3.16E-05	5.24E-07		3.22E-05	0.00
Manganese	1.76E-01	1.23E-06	2.03E-08	1.20E-07	1.76E-01	0.00
Mercury	2.66E-01	1.48E-05	2.45E-07	4.33E-08	2.66E-01	0.00
Molybdenum	1.62E-02	9.01E-06	1.49E-07	8.80E-06	1.62E-02	0.00
Nickel	9.03E-02	2.51E-05	4.16E-07		9.03E-02	0.00
Nitrate as Nitrogen						
Selenium		9.76E-05	1.62E-06	8.57E-06	1.08E-04	0.00
Silica						
Silver	6.61E-03	2.21E-05	3.66E-07	1.44E-05	6.65E-03	0.00
Sulfate						
Tetraoxo-sulfate(1-)						
Thallium						
Thorium						
Tin	5.68E-02	1.05E-06	1.75E-08		5.68E-02	0.00
Titanium						
Uranium	2.51E-03	4.18E-07	6.93E-09	1.36E-06	2.51E-03	0.00
Vanadium	2.37E-02	3.30E-05	5.46E-07	3.22E-08	2.38E-02	0.00
Zinc	4.58E-02	2.55E-05	4.22E-07	1.74E-06	4.58E-02	0.00
Zirconium						
1,1,2-Trichloroethane	2.77E-03	1.98E-09	3.28E-11		2.77E-03	0.00
1,1-Dichloroethene	2.82E-02	1.80E-08	2.99E-10		2.82E-02	0.00
1,2-Dichlorobenzene	4.07E-05	6.29E-11	1.04E-12		4.07E-05	0.00
1,2-Dichloroethane						
1,2-Dichloroethene	7.75E-05	2.39E-11	3.95E-13		7.75E-05	0.00
1,3,5-Trimethylbenzene	7.35E-04	1.58E-09	2.62E-11		7.35E-04	0.00
1,4-Dichlorobenzene						
2-Butanone	4.22E-05	1.16E-11	1.92E-13		4.22E-05	0.00
4-Bromofluorobenzene						
4-Methyl-2-pentanone	2.91E-04	1.33E-10	2.21E-12		2.91E-04	0.00
Acetone	1.03E-04	2.13E-11	3.53E-13		1.03E-04	0.00
Acrylonitrile	2.60E-03	7.04E-10	1.17E-11		2.60E-03	0.00
Benzene						
Bis(2-ethylhexyl)phthalate	2.40E-01	8.51E-07	1.41E-08		2.40E-01	0.00
Bromomethane	9.77E-04	4.48E-10	7.42E-12		9.77E-04	0.00
Butyl benzyl phthalate	4.44E-03	1.57E-08	2.60E-10		4.44E-03	0.00
Carbazole						
Carbon tetrachloride	5.14E+00	5.71E-06	9.45E-08		5.14E+00	0.01
Chlorobenzene	2.25E-03	2.50E-09	4.14E-11		2.25E-03	0.00
Chloroform	7.77E-03	5.54E-09	9.18E-11		7.77E-03	0.00
Chloromethane						
Chrysene						
Di-n-butyl phthalate	8.72E-02	3.09E-07	5.12E-09		8.72E-02	0.00
Dimethylbenzene	8.77E-03	1.28E-08	2.13E-10		8.77E-03	0.00
Ethane						
Ethanol						
Ethylbenzene	7.04E-02	9.22E-08	1.53E-09		7.04E-02	0.00
Ethylene						
Methylene chloride	1.19E-03	5.78E-10	9.57E-12		1.19E-03	0.00
PCB-1254	1.36E+02	8.83E-04	1.46E-05	8.42E-05	1.36E+02	0.32
Polychlorinated biphenyl						
Tetrachloroethene	5.07E-01	5.04E-07	8.35E-09		5.07E-01	0.00
Trichloroethene	1.25E+01	1.11E-05	1.84E-07		1.25E+01	0.03

Table 5.5b Systemic toxicity for biota consumption for the adult recreator (continued)

----- AREA_CODE=n MEDIA=RGA Groundwater -----
(continued)

Analyte	Ingestion of fish	Ingestion of venison	Ingestion of rabbit	Ingestion of quail	Chemical Total	% of Total
Vinyl chloride						
cis-1,2-Dichloroethene	4.32E-01	2.91E-07	4.83E-09		4.32E-01	0.00
m,p-Xylene	2.62E-06	3.83E-12	6.35E-14		2.62E-06	0.00
trans-1,2-Dichloroethene	1.73E-02	5.31E-09	8.80E-11		1.73E-02	0.00
trans-1,3-Dichloropropene						
Americium-241						
Cesium-137						
Cobalt-60						
Neptunium-237						
Plutonium-239						
Radium-226						
Radon-222						
Technetium-99						
Thorium-230						
Uranium-234						
Uranium-235						
Uranium-235/236						
Uranium-238						
Pathway Total	4.23E+04	3.14E-01	5.21E-03	4.55E-04	4.23E+04	
Fraction of Total	1.00E+00	7.44E-06	1.23E-07	1.08E-08		

----- AREA_CODE=n MEDIA=UCRS Groundwater -----

Analyte	Ingestion of fish	Ingestion of venison	Ingestion of rabbit	Ingestion of quail	Chemical Total	% of Total
Aluminum		6.18E-06	1.02E-07	6.03E-09	6.29E-06	0.00
Ammonia as Nitrogen						
Antimony	3.54E+00	7.87E-06	1.30E-07	7.68E-09	3.54E+00	0.01
Arsenic		1.28E-04	2.12E-06	1.25E-07	1.30E-04	0.00
Barium	4.52E-03	1.26E-06	2.08E-08	5.52E-08	4.52E-03	0.00
Beryllium	2.42E-02	1.35E-06	2.23E-08	1.31E-09	2.42E-02	0.00
Cadmium	4.57E-01	5.08E-06	8.41E-08	9.92E-06	4.57E-01	0.00
Chromium	6.27E-01	1.57E-04	2.60E-06	1.53E-07	6.27E-01	0.00
Cobalt	3.49E-02	6.47E-08	1.07E-09	1.26E-06	3.49E-02	0.00
Copper	6.90E-02	1.73E-05	2.86E-07	9.37E-07	6.90E-02	0.00
Fluoride						
Iron	7.93E-01	4.41E-04	7.31E-06	2.15E-05	7.94E-01	0.00
Kjeldahl Nitrogen						
Lead	4.12E+04	3.05E-01	5.06E-03	2.98E-04	4.12E+04	99.86
Manganese	6.44E-01	4.47E-06	7.41E-08	4.37E-07	6.44E-01	0.00
Mercury	4.74E-01	2.64E-05	4.37E-07	7.73E-08	4.74E-01	0.00
Molybdenum	5.69E-03	3.16E-06	5.24E-08	3.09E-06	5.70E-03	0.00
Nickel	1.53E-01	4.26E-05	7.05E-07		1.53E-01	0.00
Nitrate as Nitrogen						
Nitrate/Nitrite						
Orthophosphate						
Selenium		8.17E-05	1.35E-06	7.18E-06	9.02E-05	0.00
Silica						
Silver	6.00E-03	2.00E-05	3.31E-07	1.30E-05	6.03E-03	0.00
Strontium	3.66E-02	2.72E-05	4.50E-07	2.65E-07	3.67E-02	0.00
Sulfate						
Sulfide						
Tetraoxo-sulfate(1-)						
Thallium						
Tin	3.70E-02	6.86E-07	1.14E-08		3.70E-02	0.00
Uranium	2.28E-02	3.80E-06	6.30E-08	1.24E-05	2.28E-02	0.00
Vanadium	3.27E-02	4.55E-05	7.53E-07	4.44E-08	3.28E-02	0.00
Zinc	4.98E-02	2.77E-05	4.59E-07	1.89E-06	4.98E-02	0.00
1,1-Dichloroethene	8.69E-02	5.55E-08	9.19E-10		8.69E-02	0.00

Table 5.5b Systemic toxicity for biota consumption for the adult recreator (continued)

----- AREA_CODE=n MEDIA=UCRS Groundwater -----						
(continued)						
Analyte	Ingestion of fish	Ingestion of venison	Ingestion of rabbit	Ingestion of quail	Chemical Total	% of Total
1,2-Dichloroethane						
1,2-Dichloroethene	2.64E-04	8.11E-11	1.34E-12		2.64E-04	0.00
2,4-Dimethylphenol	2.06E-03	1.74E-09	2.88E-11		2.06E-03	0.00
Benzene						
Bis(2-ethylhexyl)phthalate	4.44E-02	1.57E-07	2.60E-09		4.44E-02	0.00
Bromodichloromethane	2.97E-03	2.24E-09	3.71E-11		2.97E-03	0.00
Chloroethane	3.35E-04	1.72E-10	2.84E-12		3.35E-04	0.00
Chloroform	1.33E-02	9.49E-09	1.57E-10		1.33E-02	0.00
Di-n-butyl phthalate	8.70E-03	3.08E-08	5.10E-10		8.70E-03	0.00
Dibromochloromethane	7.87E-04	6.27E-10	1.04E-11		7.87E-04	0.00
Dimethylbenzene	1.62E-02	2.36E-08	3.92E-10		1.62E-02	0.00
Ethane						
Ethanol						
Ethylbenzene	1.29E-01	1.69E-07	2.80E-09		1.29E-01	0.00
Ethylene						
Fluorene	3.65E-02	9.81E-08	1.62E-09		3.65E-02	0.00
Isophorone	8.26E-05	4.99E-11	8.27E-13		8.26E-05	0.00
Methylene chloride	1.22E-04	5.92E-11	9.81E-13		1.22E-04	0.00
Naphthalene	3.81E-02	5.57E-08	9.22E-10		3.81E-02	0.00
Phenanthrene						
Trichloroethene	4.69E+01	4.17E-05	6.91E-07		4.69E+01	0.11
Vinyl chloride						
cis-1,2-Dichloroethene	1.79E+00	1.21E-06	2.00E-08		1.79E+00	0.00
trans-1,2-Dichloroethene	9.70E-03	2.99E-09	4.95E-11		9.70E-03	0.00
Americium-241						
Cesium-137						
Cobalt-60						
Neptunium-237						
Plutonium-239						
Radium-226						
Radon-222						
Technetium-99						
Thorium-228						
Uranium-234						
Uranium-235						
Uranium-235/236						
Uranium-238						
Pathway Total	4.12E+04	3.06E-01	5.07E-03	3.70E-04	4.12E+04	
Fraction of Total	1.00E+00	7.43E-06	1.23E-07	8.99E-09		

Table 5.6a Excess lifetime cancer risks from direct contact for the recreator

----- AREA_CODE=a MEDIA=RGa Groundwater -----

Analyte	Direct ingestion	Dermal contact while swimming	Dermal contact while wading	Chemical Total	% of Total
Aluminum					
Arsenic	1.2E-06	7.4E-07	8.7E-07	2.8E-06	0.00
Barium					
Chromium					
Fluoride					
Iron					
Manganese					
Tetraoxo-sulfate(1-)					
Thallium					
Vanadium					
Zinc					
1,1-Dichloroethene	3.3E-06	7.3E-06	8.6E-06	1.9E-05	0.03
Carbon tetrachloride	4.2E-06	3.5E-05	4.1E-05	8.1E-05	0.12
Chloroform	2.8E-09	3.1E-08	3.6E-08	7.0E-08	0.00
Tetrachloroethene	2.8E-06	2.5E-04	3.0E-04	5.5E-04	0.80
Trichloroethene	1.2E-03	3.0E-02	3.5E-02	6.6E-02	99.05
cis-1,2-Dichloroethene					
trans-1,2-Dichloroethene					
Cesium-137	9.5E-08			9.5E-08	0.00
Neptunium-237	4.3E-07			4.3E-07	0.00
Technetium-99	2.6E-07			2.6E-07	0.00
Thorium-230	7.6E-09			7.6E-09	0.00
Pathway Total	1.2E-03	3.1E-02	3.6E-02	6.6E-02	
Fraction of Total	1.7E-02	4.5E-01	5.3E-01		

----- AREA_CODE=a MEDIA=UCRS Groundwater -----

Analyte	Direct ingestion	Dermal contact while swimming	Dermal contact while wading	Chemical Total	% of Total
Aluminum					
Antimony					
Arsenic	9.6E-07	5.8E-07	6.8E-07	2.2E-06	0.02
Barium					
Beryllium	5.5E-07	1.4E-05	1.6E-05	3.0E-05	0.25
Chromium					
Cobalt					
Iron					
Lead					
Manganese					
Nickel					
Silica					
Tetraoxo-sulfate(1-)					
Uranium					
Vanadium					
Zinc					
1,1-Dichloroethene	2.2E-07	4.9E-07	5.7E-07	1.3E-06	0.01
Bis(2-ethylhexyl)phthalate	3.2E-09	9.8E-08	1.2E-07	2.2E-07	0.00
Chloroform	1.8E-08	2.0E-07	2.4E-07	4.6E-07	0.00
Trichloroethene	2.1E-04	5.6E-03	6.5E-03	1.2E-02	99.72
cis-1,2-Dichloroethene					
trans-1,2-Dichloroethene					
Neptunium-237	6.3E-08			6.3E-08	0.00
Radon-222					
Technetium-99	2.4E-08			2.4E-08	0.00
Pathway Total	2.1E-04	5.6E-03	6.5E-03	1.2E-02	
Fraction of Total	1.7E-02	4.5E-01	5.3E-01		

Table 5.6a Excess lifetime cancer risks from direct contact for the recreator (continued)

----- AREA_CODE=b MEDIA=McNairy Groundwater -----

Analyte	Direct ingestion	Dermal contact while swimming	Dermal contact while wading	Chemical Total	% of Total
Aluminum					
Antimony					
Nitrate as Nitrogen					
Silica					
Tetraoxo-sulfate(1-)					
Trichloroethene	1.5E-06	4.0E-05	4.7E-05	8.9E-05	99.95
Technetium-99	4.1E-08			4.1E-08	0.05
Pathway Total	1.6E-06	4.0E-05	4.7E-05	8.9E-05	
Fraction of Total	1.8E-02	4.5E-01	5.3E-01		

----- AREA_CODE=b MEDIA=RGa Groundwater -----

Analyte	Direct ingestion	Dermal contact while swimming	Dermal contact while wading	Chemical Total	% of Total
Aluminum					
Arsenic	1.2E-06	7.0E-07	8.2E-07	2.7E-06	0.07
Barium					
Beryllium	6.4E-06	1.6E-04	1.8E-04	3.5E-04	8.87
Cadmium					
Chromium					
Cobalt					
Fluoride					
Iron					
Lead					
Manganese					
Mercury					
Nitrate as Nitrogen					
Selenium					
Silica					
Sulfate					
Tetraoxo-sulfate(1-)					
Tin					
Uranium					
Vanadium					
Zinc					
1,1,2-Trichloroethane	2.6E-08	6.7E-08	7.9E-08	1.7E-07	0.00
1,1-Dichloroethene	1.8E-07	4.0E-07	4.6E-07	1.0E-06	0.03
1,2-Dichloroethane	2.3E-08	3.0E-08	3.5E-08	8.9E-08	0.00
Acetone					
Carbon tetrachloride	4.8E-07	4.0E-06	4.7E-06	9.2E-06	0.23
Chlorobenzene					
Chloroform	2.0E-08	2.2E-07	2.5E-07	4.9E-07	0.01
Di-n-butyl phthalate					
Ethane					
Ethylene					
Methylene chloride	3.9E-09	4.5E-09	5.3E-09	1.4E-08	0.00
Tetrachloroethene	3.8E-06	3.5E-04	4.1E-04	7.7E-04	19.47
Trichloroethene	6.2E-06	1.6E-04	1.9E-04	3.6E-04	9.16
Vinyl chloride	5.0E-04	9.0E-04	1.1E-03	2.4E-03	62.02
cis-1,2-Dichloroethene					
Americium-241	5.2E-08			5.2E-08	0.00
Cesium-137	5.9E-09			5.9E-09	0.00
Cobalt-60	5.1E-09			5.1E-09	0.00
Plutonium-239	4.3E-09			4.3E-09	0.00
Radium-226	4.6E-06			4.6E-06	0.12
Radon-222					

Table 5.6a Excess lifetime cancer risks from direct contact for the recreator (continued)

----- AREA_CODE=b MEDIA=RGa Groundwater -----
(continued)

Analyte	Direct ingestion	Dermal contact while swimming	Dermal contact while wading	Chemical Total	% of Total
Technetium-99	1.4E-07			1.4E-07	0.00
Thorium-230	6.0E-09			6.0E-09	0.00
Uranium-234	3.5E-08			3.5E-08	0.00
Uranium-235	4.8E-09			4.8E-09	0.00
Uranium-235/236	1.4E-09			1.4E-09	0.00
Uranium-238	5.0E-07			5.0E-07	0.01
Pathway Total	5.2E-04	1.6E-03	1.8E-03	3.9E-03	
Fraction of Total	1.3E-01	4.0E-01	4.7E-01		

----- AREA_CODE=b MEDIA=UCRS Groundwater -----

Analyte	Direct ingestion	Dermal contact while swimming	Dermal contact while wading	Chemical Total	% of Total
Aluminum					
Arsenic	6.3E-06	3.8E-06	4.4E-06	1.4E-05	0.33
Barium					
Beryllium	4.0E-07	9.8E-06	1.2E-05	2.2E-05	0.49
Cadmium					
Chromium					
Cobalt					
Fluoride					
Iron					
Lead					
Manganese					
Mercury					
Molybdenum					
Nickel					
Nitrate as Nitrogen					
Selenium					
Silica					
Sulfate					
Tetraoxo-sulfate(1-)					
Thallium					
Tin					
Uranium					
Vanadium					
Zinc					
1,1-Dichloroethene	3.6E-07	7.9E-07	9.3E-07	2.1E-06	0.05
1,2-Dichloroethene					
2,4-Dimethylphenol					
Benzene	5.2E-08	2.8E-07	3.3E-07	6.6E-07	0.01
Chloroethane					
Di-n-butyl phthalate					
Dimethylbenzene					
Ethane					
Ethylbenzene					
Ethylene					
Isophorone	9.4E-10	2.0E-09	2.4E-09	5.4E-09	0.00
Trichloroethene	7.2E-05	1.9E-03	2.2E-03	4.2E-03	94.74
Vinyl chloride	3.9E-05	7.1E-05	8.3E-05	1.9E-04	4.36
cis-1,2-Dichloroethene					
trans-1,2-Dichloroethene					
Americium-241	2.6E-08			2.6E-08	0.00
Cobalt-60	5.3E-09			5.3E-09	0.00
Neptunium-237	8.2E-09			8.2E-09	0.00

Table 5.6a Excess lifetime cancer risks from direct contact for the recreator (continued)

----- AREA_CODE=b MEDIA=UCRS Groundwater -----
 (continued)

Analyte	Direct ingestion	Dermal contact while swimming	Dermal contact while wading	Chemical Total	% of Total
Plutonium-239	2.0E-08			2.0E-08	0.00
Radium-226	3.2E-08			3.2E-08	0.00
Radon-222					
Technetium-99	7.6E-08			7.6E-08	0.00
Uranium-234	4.3E-08			4.3E-08	0.00
Uranium-235	7.3E-09			7.3E-09	0.00
Uranium-235/236	8.8E-10			8.8E-10	0.00
Uranium-238	5.1E-07			5.1E-07	0.01
Pathway Total	1.2E-04	2.0E-03	2.3E-03	4.4E-03	
Fraction of Total	2.7E-02	4.5E-01	5.3E-01		

----- AREA_CODE=c MEDIA=RGa Groundwater -----

Analyte	Direct ingestion	Dermal contact while swimming	Dermal contact while wading	Chemical Total	% of Total
Aluminum					
Barium					
Chromium					
Iron					
Manganese					
Molybdenum					
Silica					
Sulfate					
Tetraoxo-sulfate(1-)					
Zinc					
1,1-Dichloroethene	1.3E-06	2.8E-06	3.3E-06	7.3E-06	10.60
Chloroform	7.0E-09	7.7E-08	9.1E-08	1.8E-07	0.25
Trichloroethene	1.1E-06	2.8E-05	3.3E-05	6.2E-05	89.04
cis-1,2-Dichloroethene					
Radon-222					
Technetium-99	7.4E-08			7.4E-08	0.11
Pathway Total	2.4E-06	3.1E-05	3.6E-05	6.9E-05	
Fraction of Total	3.5E-02	4.4E-01	5.2E-01		

----- AREA_CODE=c MEDIA=UCRS Groundwater -----

Analyte	Direct ingestion	Dermal contact while swimming	Dermal contact while wading	Chemical Total	% of Total
Aluminum					
Barium					
Iron					
Manganese					
Silica					
Tetraoxo-sulfate(1-)					
Vanadium					
Zinc					
Benzene	6.7E-09	3.6E-08	4.2E-08	8.4E-08	9.05
Chloroform	1.7E-08	1.9E-07	2.2E-07	4.2E-07	44.99
Trichloroethene	7.0E-09	1.9E-07	2.2E-07	4.1E-07	43.89
Technetium-99	1.9E-08			1.9E-08	2.07
Pathway Total	5.0E-08	4.1E-07	4.8E-07	9.3E-07	

Table 5.6a Excess lifetime cancer risks from direct contact for the recreator (continued)

----- AREA_CODE=c MEDIA=UCRS Groundwater -----
(continued)

Analyte	Direct ingestion	Dermal contact while swimming	Dermal contact while wading	Chemical Total	% of Total
Fraction of Total	5.3E-02	4.4E-01	5.1E-01		

----- AREA_CODE=d MEDIA=McNairy Groundwater -----

Analyte	Direct ingestion	Dermal contact while swimming	Dermal contact while wading	Chemical Total	% of Total
Silica					
Tetraoxo-sulfate(1-)					
Thallium					
Zinc					
Trichloroethene	4.3E-09	1.1E-07	1.3E-07	2.5E-07	100.0
Pathway Total	4.3E-09	1.1E-07	1.3E-07	2.5E-07	
Fraction of Total	1.7E-02	4.5E-01	5.3E-01		

----- AREA_CODE=d MEDIA=Other Groundwater -----

Analyte	Direct ingestion	Dermal contact while swimming	Dermal contact while wading	Chemical Total	% of Total
Methylene chloride	8.6E-09	1.0E-08	1.2E-08	3.1E-08	100.0
Pathway Total	8.6E-09	1.0E-08	1.2E-08	3.1E-08	
Fraction of Total	2.8E-01	3.3E-01	3.9E-01		

----- AREA_CODE=d MEDIA=RGa Groundwater -----

Analyte	Direct ingestion	Dermal contact while swimming	Dermal contact while wading	Chemical Total	% of Total
Aluminum					
Arsenic	1.4E-06	8.3E-07	9.7E-07	3.2E-06	2.23
Barium					
Chromium					
Cobalt					
Fluoride					
Iron					
Lead					
Manganese					
Silica					
Tetraoxo-sulfate(1-)					
Tin					
Uranium					
Vanadium					
Zinc					
Bis(2-ethylhexyl)phthalate	6.5E-09	2.0E-07	2.3E-07	4.3E-07	0.30
Butyl benzyl phthalate					
Di-n-butyl phthalate					
Dimethylbenzene					
Ethylbenzene					
Methylene chloride	7.1E-08	8.4E-08	9.8E-08	2.5E-07	0.18

Table 5.6a Excess lifetime cancer risks from direct contact for the recreator (continued)

----- AREA_CODE=d MEDIA=RGa Groundwater -----
(continued)

Analyte	Direct ingestion	Dermal contact while swimming	Dermal contact while wading	Chemical Total	% of Total
Tetrachloroethene	6.0E-08	5.5E-06	6.4E-06	1.2E-05	8.40
Trichloroethene	2.2E-06	5.7E-05	6.7E-05	1.3E-04	88.68
cis-1,2-Dichloroethene					
Americium-241	3.8E-08			3.8E-08	0.03
Cesium-137	1.5E-07			1.5E-07	0.11
Cobalt-60	8.8E-10			8.8E-10	0.00
Plutonium-239	2.7E-09			2.7E-09	0.00
Radium-226	5.5E-08			5.5E-08	0.04
Radon-222					
Technetium-99	6.8E-09			6.8E-09	0.00
Uranium-234	1.2E-08			1.2E-08	0.01
Uranium-238	2.3E-08			2.3E-08	0.02
Pathway Total	4.0E-06	6.4E-05	7.5E-05	1.4E-04	
Fraction of Total	2.8E-02	4.5E-01	5.2E-01		

----- AREA_CODE=d MEDIA=UCRS Groundwater -----

Analyte	Direct ingestion	Dermal contact while swimming	Dermal contact while wading	Chemical Total	% of Total
Aluminum					
Ammonia as Nitrogen					
Antimony					
Arsenic	1.3E-06	7.7E-07	9.0E-07	2.9E-06	0.35
Barium					
Beryllium	1.7E-06	4.2E-05	4.9E-05	9.2E-05	10.90
Cadmium					
Chromium					
Cobalt					
Fluoride					
Iron					
Kjeldahl Nitrogen					
Lead					
Manganese					
Mercury					
Nickel					
Nitrate as Nitrogen					
Nitrate/Nitrite					
Orthophosphate					
Selenium					
Silica					
Strontium					
Sulfate					
Sulfide					
Tetraoxo-sulfate(1-)					
Uranium					
Vanadium					
Zinc					
1,1-Dichloroethene	2.1E-06	4.6E-06	5.4E-06	1.2E-05	1.42
1,2-Dichloroethane	4.2E-08	5.5E-08	6.5E-08	1.6E-07	0.02
1,2-Dichloroethene					
Benzene	3.3E-08	1.8E-07	2.1E-07	4.2E-07	0.05
Dimethylbenzene					
Ethylbenzene					
Fluorene					
Methylene chloride	1.0E-08	1.2E-08	1.4E-08	3.7E-08	0.00

Table 5.6a Excess lifetime cancer risks from direct contact for the recreator (continued)

----- AREA_CODE=d MEDIA=UCRS Groundwater -----
(continued)

Analyte	Direct ingestion	Dermal contact while swimming	Dermal contact while wading	Chemical Total	% of Total
Naphthalene					
Phenanthrene					
Trichloroethene	1.3E-05	3.3E-04	3.9E-04	7.4E-04	87.17
cis-1,2-Dichloroethene					
Neptunium-237	1.7E-07			1.7E-07	0.02
Radon-222					
Technetium-99	3.9E-08			3.9E-08	0.00
Thorium-228	3.5E-08			3.5E-08	0.00
Uranium-234	1.2E-07			1.2E-07	0.01
Uranium-235	1.3E-08			1.3E-08	0.00
Uranium-238	3.9E-07			3.9E-07	0.05
Pathway Total	1.9E-05	3.8E-04	4.5E-04	8.5E-04	
Fraction of Total	2.2E-02	4.5E-01	5.3E-01		

----- AREA_CODE=e MEDIA=McNairy Groundwater -----

Analyte	Direct ingestion	Dermal contact while swimming	Dermal contact while wading	Chemical Total	% of Total
Aluminum					
Arsenic	5.0E-06	3.0E-06	3.5E-06	1.2E-05	2.05
Barium					
Beryllium	1.0E-05	2.5E-04	2.9E-04	5.5E-04	97.90
Cadmium					
Chromium					
Cobalt					
Fluoride					
Iron					
Manganese					
Nickel					
Silica					
Sulfate					
Tetraoxo-sulfate(1-)					
Uranium					
Vanadium					
Zinc					
Trichloroethene	4.7E-09	1.2E-07	1.5E-07	2.7E-07	0.05
Radon-222					
Technetium-99	2.7E-09			2.7E-09	0.00
Pathway Total	1.5E-05	2.5E-04	3.0E-04	5.7E-04	
Fraction of Total	2.7E-02	4.5E-01	5.3E-01		

----- AREA_CODE=e MEDIA=RGa Groundwater -----

Analyte	Direct ingestion	Dermal contact while swimming	Dermal contact while wading	Chemical Total	% of Total
Aluminum					
Arsenic	8.7E-07	5.2E-07	6.2E-07	2.0E-06	0.38
Barium					
Beryllium	5.9E-06	1.5E-04	1.7E-04	3.2E-04	60.89
Cadmium					
Cobalt					

Table 5.6a Excess lifetime cancer risks from direct contact for the recreator (continued)

----- AREA_CODE=e MEDIA=RGa Groundwater -----
(continued)

Analyte	Direct ingestion	Dermal contact while swimming	Dermal contact while wading	Chemical Total	% of Total
Copper					
Fluoride					
Iron					
Manganese					
Molybdenum					
Silica					
Silver					
Sulfate					
Tetraoxo-sulfate(1-)					
Thallium					
Uranium					
Vanadium					
Zinc					
2-Butanone					
Dimethylbenzene					
Trichloroethene	3.5E-06	9.3E-05	1.1E-04	2.1E-04	38.70
trans-1,2-Dichloroethene					
Cobalt-60	3.5E-09			3.5E-09	0.00
Radon-222					
Technetium-99	1.5E-07			1.5E-07	0.03
Thorium-230	6.0E-09			6.0E-09	0.00
Pathway Total	1.0E-05	2.4E-04	2.8E-04	5.3E-04	
Fraction of Total	2.0E-02	4.5E-01	5.3E-01		

----- AREA_CODE=e MEDIA=UCRS Groundwater -----

Analyte	Direct ingestion	Dermal contact while swimming	Dermal contact while wading	Chemical Total	% of Total
Aluminum					
Arsenic	1.1E-06	6.8E-07	8.0E-07	2.6E-06	93.06
Barium					
Chromium					
Fluoride					
Iron					
Manganese					
Nickel					
Silica					
Sulfate					
Tetraoxo-sulfate(1-)					
Vanadium					
Zinc					
Trichloroethene	3.3E-09	8.8E-08	1.0E-07	1.9E-07	6.94
Radon-222					
Pathway Total	1.1E-06	7.7E-07	9.0E-07	2.8E-06	
Fraction of Total	4.0E-01	2.7E-01	3.2E-01		

----- AREA_CODE=f MEDIA=McNairy Groundwater -----

Analyte	Direct ingestion	Dermal contact while swimming	Dermal contact while wading	Chemical Total	% of Total
Barium					

Table 5.6a Excess lifetime cancer risks from direct contact for the recreator (continued)

----- AREA_CODE=f MEDIA=McNairy Groundwater -----
(continued)

Analyte	Direct ingestion	Dermal contact while swimming	Dermal contact while wading	Chemical Total	% of Total
Tetraoxo-sulfate(1-)					
Zinc					
Pathway Total					
Fraction of Total					

----- AREA_CODE=f MEDIA=RGa Groundwater -----

Analyte	Direct ingestion	Dermal contact while swimming	Dermal contact while wading	Chemical Total	% of Total
Aluminum					
Arsenic	9.0E-07	5.4E-07	6.4E-07	2.1E-06	1.67
Barium					
Cadmium					
Chromium					
Copper					
Iron					
Manganese					
Silica					
Sulfate					
Tetraoxo-sulfate(1-)					
Vanadium					
Zinc					
1,1-Dichloroethene	7.8E-07	1.7E-06	2.0E-06	4.5E-06	3.63
1,2-Dichloroethene					
Bis(2-ethylhexyl)phthalate	9.0E-08	2.8E-06	3.2E-06	6.1E-06	4.87
Carbon tetrachloride	1.8E-08	1.5E-07	1.8E-07	3.5E-07	0.28
Trichloroethene	1.9E-06	5.0E-05	5.9E-05	1.1E-04	89.54
cis-1,2-Dichloroethene					
Plutonium-239	8.8E-09			8.8E-09	0.01
Radon-222					
Technetium-99	3.9E-09			3.9E-09	0.00
Pathway Total	3.7E-06	5.6E-05	6.5E-05	1.2E-04	
Fraction of Total	3.0E-02	4.5E-01	5.2E-01		

----- AREA_CODE=f MEDIA=UCRS Groundwater -----

Analyte	Direct ingestion	Dermal contact while swimming	Dermal contact while wading	Chemical Total	% of Total
Aluminum					
Barium					
Iron					
Manganese					
Silica					
Tetraoxo-sulfate(1-)					
Vanadium					
Zinc					
Trichloroethene	3.5E-09	9.1E-08	1.1E-07	2.0E-07	94.43
Radon-222					
Technetium-99	1.2E-08			1.2E-08	5.57
Pathway Total	1.5E-08	9.1E-08	1.1E-07	2.1E-07	
Fraction of Total	7.2E-02	4.3E-01	5.0E-01		

Table 5.6a Excess lifetime cancer risks from direct contact for the recreator (continued)

----- AREA_CODE=g MEDIA=McNairy Groundwater -----

Analyte	Direct ingestion	Dermal contact while swimming	Dermal contact while wading	Chemical Total	% of Total
Arsenic	8.6E-07	5.2E-07	6.1E-07	2.0E-06	95.56
Mercury					
Silica					
Tetraoxo-sulfate(1-)					
Neptunium-237	2.2E-08			2.2E-08	1.07
Plutonium-239	7.4E-09			7.4E-09	0.36
Radium-226	6.3E-08			6.3E-08	3.01
Pathway Total	9.6E-07	5.2E-07	6.1E-07	2.1E-06	
Fraction of Total	4.6E-01	2.5E-01	2.9E-01		

----- AREA_CODE=g MEDIA=RGa Groundwater -----

Analyte	Direct ingestion	Dermal contact while swimming	Dermal contact while wading	Chemical Total	% of Total
Aluminum					
Arsenic	8.7E-07	5.2E-07	6.1E-07	2.0E-06	90.92
Cadmium					
Chromium					
Iron					
Lead					
Manganese					
Nickel					
Silica					
Tetraoxo-sulfate(1-)					
Zinc					
Trichloroethene	2.5E-09	6.7E-08	7.8E-08	1.5E-07	6.71
Neptunium-237	1.5E-08			1.5E-08	0.69
Radium-226	2.5E-08			2.5E-08	1.12
Radon-222					
Technetium-99	7.5E-09			7.5E-09	0.34
Thorium-230	5.0E-09			5.0E-09	0.23
Pathway Total	9.2E-07	5.9E-07	6.9E-07	2.2E-06	
Fraction of Total	4.2E-01	2.7E-01	3.1E-01		

----- AREA_CODE=g MEDIA=UCRS Groundwater -----

Analyte	Direct ingestion	Dermal contact while swimming	Dermal contact while wading	Chemical Total	% of Total
Aluminum					
Chromium					
Manganese					
Nitrate as Nitrogen					
Silica					
Tetraoxo-sulfate(1-)					
Vanadium					
Zinc					
Neptunium-237	6.7E-09			6.7E-09	7.35
Plutonium-239	6.2E-09			6.2E-09	6.83
Radium-226	7.0E-08			7.0E-08	76.85
Radon-222					
Technetium-99	8.2E-09			8.2E-09	8.96
Pathway Total	9.1E-08			9.1E-08	

Table 5.6a Excess lifetime cancer risks from direct contact for the recreator (continued)

----- AREA_CODE=g MEDIA=UCRS Groundwater -----
(continued)

Analyte	Direct ingestion	Dermal contact while swimming	Dermal contact while wading	Chemical Total	% of Total
Fraction of Total	1.0E+00				

----- AREA_CODE=h MEDIA=McNairy Groundwater -----

Analyte	Direct ingestion	Dermal contact while swimming	Dermal contact while wading	Chemical Total	% of Total
Fluoride					
Silica					
Tetraoxo-sulfate(1-)					
Radium-226	6.0E-08			6.0E-08	87.06
Radon-222					
Thorium-230	8.9E-09			8.9E-09	12.94
Pathway Total	6.9E-08			6.9E-08	
Fraction of Total	1.0E+00				

----- AREA_CODE=h MEDIA=Other Groundwater -----

Analyte	Direct ingestion	Dermal contact while swimming	Dermal contact while wading	Chemical Total	% of Total
Antimony					
Barium					
Chromium					
Fluoride					
Iron					
Manganese					
Mercury					
Nickel					
Nitrate as Nitrogen					
Silica					
Tetraoxo-sulfate(1-)					
Thallium					
Vanadium					
Zinc					
Neptunium-237	6.4E-09			6.4E-09	17.72
Radium-226	2.5E-08			2.5E-08	67.66
Radon-222					
Thorium-230	5.3E-09			5.3E-09	14.63
Pathway Total	3.6E-08			3.6E-08	
Fraction of Total	1.0E+00				

----- AREA_CODE=h MEDIA=RGa Groundwater -----

Analyte	Direct ingestion	Dermal contact while swimming	Dermal contact while wading	Chemical Total	% of Total
Aluminum					
Arsenic	9.6E-07	5.8E-07	6.8E-07	2.2E-06	92.41
Barium					

Table 5.6a Excess lifetime cancer risks from direct contact for the recreator (continued)

----- AREA_CODE=h MEDIA=RGA Groundwater -----
(continued)

Analyte	Direct ingestion	Dermal contact while swimming	Dermal contact while wading	Chemical Total	% of Total
Chromium					
Iron					
Manganese					
Nitrate as Nitrogen					
Tetraoxo-sulfate(1-)					
Uranium					
Vanadium					
Trichloroethene	3.0E-09	8.0E-08	9.4E-08	1.8E-07	7.33
cis-1,2-Dichloroethene					
Radon-222					
Technetium-99	6.1E-09			6.1E-09	0.25
Pathway Total	9.7E-07	6.6E-07	7.7E-07	2.4E-06	
Fraction of Total	4.0E-01	2.7E-01	3.2E-01		

----- AREA_CODE=h MEDIA=UCRS Groundwater -----

Analyte	Direct ingestion	Dermal contact while swimming	Dermal contact while wading	Chemical Total	% of Total
Aluminum					
Barium					
Iron					
Manganese					
Nickel					
Nitrate as Nitrogen					
Silica					
Tetraoxo-sulfate(1-)					
Vanadium					
Zinc					
Radon-222					
Pathway Total					
Fraction of Total					

----- AREA_CODE=i MEDIA=McNairy Groundwater -----

Analyte	Direct ingestion	Dermal contact while swimming	Dermal contact while wading	Chemical Total	% of Total
Manganese					
Silica					
Tetraoxo-sulfate(1-)					
Vanadium					
Pathway Total					
Fraction of Total					

Table 5.6a Excess lifetime cancer risks from direct contact for the recreator (continued)

----- AREA_CODE=i MEDIA=RGA Groundwater -----

Analyte	Direct ingestion	Dermal contact while swimming	Dermal contact while wading	Chemical Total	% of Total
Aluminum					
Antimony					
Arsenic	9.3E-07	5.6E-07	6.6E-07	2.2E-06	0.47
Barium					
Beryllium	7.9E-06	1.9E-04	2.3E-04	4.3E-04	93.94
Bicarbonate					
Boron					
Cadmium					
Cerium					
Chromium					
Cobalt					
Copper					
Fluoride					
Gallium					
Iron					
Lithium					
Manganese					
Mercury					
Nickel					
Selenium					
Silica					
Silver					
Sulfate					
Tetraoxo-sulfate(1-)					
Thorium					
Titanium					
Uranium					
Vanadium					
Zinc					
Zirconium					
1,2-Dichlorobenzene					
1,2-Dichloroethene					
1,3,5-Trimethylbenzene					
1,4-Dichlorobenzene	3.4E-10	5.8E-09	6.9E-09	1.3E-08	0.00
4-Bromofluorobenzene					
4-Methyl-2-pentanone					
Acetone					
Acrylonitrile	1.2E-06	5.4E-07	6.3E-07	2.4E-06	0.53
Benzene	6.7E-09	3.6E-08	4.2E-08	8.4E-08	0.02
Bis(2-ethylhexyl)phthalate	1.7E-08	5.2E-07	6.1E-07	1.2E-06	0.25
Bromomethane					
Carbazole	4.0E-08	1.3E-06	1.5E-06	2.8E-06	0.61
Chloroform	2.8E-09	3.1E-08	3.6E-08	7.0E-08	0.02
Chloromethane	6.0E-09	7.8E-09	9.1E-09	2.3E-08	0.00
Chrysene	1.0E-09	6.5E-07	7.7E-07	1.4E-06	0.31
Di-n-butyl phthalate					
Dimethylbenzene					
Ethanol					
Ethylbenzene					
Methylene chloride	6.2E-09	7.2E-09	8.5E-09	2.2E-08	0.00
PCB-1254	3.9E-08	3.7E-06	4.4E-06	8.1E-06	1.76
Polychlorinated biphenyl	9.2E-09	8.8E-07	1.0E-06	1.9E-06	0.42

Table 5.6a Excess lifetime cancer risks from direct contact for the recreator (continued)

----- AREA_CODE=i MEDIA=RGa Groundwater -----
(continued)

Analyte	Direct ingestion	Dermal contact while swimming	Dermal contact while wading	Chemical Total	% of Total
Tetrachloroethene	2.4E-08	2.2E-06	2.6E-06	4.8E-06	1.04
Trichloroethene	1.0E-08	2.7E-07	3.2E-07	6.0E-07	0.13
Vinyl chloride	4.4E-07	7.9E-07	9.3E-07	2.2E-06	0.47
m,p-Xylene					
trans-1,3-Dichloropropene					
Americium-241	3.1E-08			3.1E-08	0.01
Cesium-137	3.2E-09			3.2E-09	0.00
Cobalt-60	3.3E-09			3.3E-09	0.00
Radium-226	4.4E-08			4.4E-08	0.01
Radon-222					
Technetium-99	1.9E-08			1.9E-08	0.00
Pathway Total	1.1E-05	2.1E-04	2.4E-04	4.6E-04	
Fraction of Total	2.3E-02	4.5E-01	5.3E-01		

----- AREA_CODE=i MEDIA=UCRS Groundwater -----

Analyte	Direct ingestion	Dermal contact while swimming	Dermal contact while wading	Chemical Total	% of Total
Aluminum					
Antimony					
Arsenic	2.3E-06	1.4E-06	1.6E-06	5.3E-06	81.13
Barium					
Cadmium					
Chromium					
Cobalt					
Copper					
Fluoride					
Iron					
Lead					
Manganese					
Mercury					
Nickel					
Silica					
Silver					
Sulfate					
Tetraoxo-sulfate(1-)					
Thallium					
Uranium					
Vanadium					
Zinc					
Benzene	1.7E-08	8.8E-08	1.0E-07	2.1E-07	3.19
Bromodichloromethane	3.6E-08	5.3E-08	6.2E-08	1.5E-07	2.31
Chloroform	4.0E-09	4.4E-08	5.2E-08	1.0E-07	1.53
Dibromochloromethane	3.9E-08	6.2E-08	7.3E-08	1.7E-07	2.66
Ethanol					
Methylene chloride	7.5E-09	8.7E-09	1.0E-08	2.6E-08	0.40
Trichloroethene	8.6E-09	2.3E-07	2.7E-07	5.0E-07	7.72
Cesium-137	6.7E-09			6.7E-09	0.10
Cobalt-60	6.0E-09			6.0E-09	0.09
Radium-226	4.6E-08			4.6E-08	0.70
Radon-222					
Technetium-99	9.8E-09			9.8E-09	0.15
Pathway Total	2.5E-06	1.9E-06	2.2E-06	6.5E-06	
Fraction of Total	3.8E-01	2.9E-01	3.4E-01		

Table 5.6a Excess lifetime cancer risks from direct contact for the recreator (continued)

----- AREA_CODE=j MEDIA=McNairy Groundwater -----

Analyte	Direct ingestion	Dermal contact while swimming	Dermal contact while wading	Chemical Total	% of Total
Aluminum					
Arsenic	3.0E-05	1.8E-05	2.1E-05	6.8E-05	100.0
Manganese					
Molybdenum					
Sulfate					
Pathway Total	3.0E-05	1.8E-05	2.1E-05	6.8E-05	
Fraction of Total	4.3E-01	2.6E-01	3.1E-01		

----- AREA_CODE=j MEDIA=RGa Groundwater -----

Analyte	Direct ingestion	Dermal contact while swimming	Dermal contact while wading	Chemical Total	% of Total
Aluminum					
Arsenic	1.5E-06	8.9E-07	1.0E-06	3.4E-06	100.0
Iron					
Manganese					
Molybdenum					
Silica					
Sulfate					
Thallium					
Vanadium					
Pathway Total	1.5E-06	8.9E-07	1.0E-06	3.4E-06	
Fraction of Total	4.3E-01	2.6E-01	3.1E-01		

----- AREA_CODE=k MEDIA=Other Groundwater -----

Analyte	Direct ingestion	Dermal contact while swimming	Dermal contact while wading	Chemical Total	% of Total
Aluminum					
Ammonia as Nitrogen					
Antimony					
Arsenic	9.4E-07	5.6E-07	6.6E-07	2.2E-06	0.56
Barium					
Beryllium	5.9E-06	1.5E-04	1.7E-04	3.2E-04	84.16
Cadmium					
Chromium					
Cobalt					
Fluoride					
Iron					
Kjeldahl Nitrogen					
Lead					
Manganese					
Mercury					
Nickel					
Nitrate as Nitrogen					
Silica					
Strontium					
Sulfate					
Sulfide					
Tetraoxo-sulfate(1-)					
Tin					
Uranium					

Table 5.6a Excess lifetime cancer risks from direct contact for the recreator (continued)

----- AREA_CODE=k MEDIA=Other Groundwater -----
(continued)

Analyte	Direct ingestion	Dermal contact while swimming	Dermal contact while wading	Chemical Total	% of Total
Vanadium					
Zinc					
1,1-Dichloroethane					
1,1-Dichloroethene	3.7E-06	8.1E-06	9.5E-06	2.1E-05	5.56
1,2-Dichloroethene					
Acetone					
Di-n-butyl phthalate					
Methylene chloride	7.7E-09	9.0E-09	1.1E-08	2.7E-08	0.01
Naphthalene					
Phenanthrene					
Trichloroethene	8.2E-08	2.2E-06	2.6E-06	4.8E-06	1.25
Vinyl chloride	6.6E-06	1.2E-05	1.4E-05	3.2E-05	8.42
cis-1,2-Dichloroethene					
Neptunium-237	2.2E-08			2.2E-08	0.01
Radium-226	4.2E-08			4.2E-08	0.01
Radon-222					
Technetium-99	3.3E-09			3.3E-09	0.00
Thorium-228	4.2E-08			4.2E-08	0.01
Uranium-234	2.2E-08			2.2E-08	0.01
Uranium-235	2.9E-09			2.9E-09	0.00
Uranium-238	3.2E-08			3.2E-08	0.01
Pathway Total	1.7E-05	1.7E-04	2.0E-04	3.8E-04	
Fraction of Total	4.5E-02	4.4E-01	5.2E-01		

----- AREA_CODE=l MEDIA=McNairy Groundwater -----

Analyte	Direct ingestion	Dermal contact while swimming	Dermal contact while wading	Chemical Total	% of Total
Aluminum					
Antimony					
Nitrate as Nitrogen					
Silica					
Tetraoxo-sulfate(1-)					
Thallium					
Zinc					
Trichloroethene	1.1E-06	3.0E-05	3.5E-05	6.6E-05	99.95
Technetium-99	3.1E-08			3.1E-08	0.05
Pathway Total	1.2E-06	3.0E-05	3.5E-05	6.6E-05	
Fraction of Total	1.8E-02	4.5E-01	5.3E-01		

----- AREA_CODE=l MEDIA=Other Groundwater -----

Analyte	Direct ingestion	Dermal contact while swimming	Dermal contact while wading	Chemical Total	% of Total
Methylene chloride	8.6E-09	1.0E-08	1.2E-08	3.1E-08	100.0
Pathway Total	8.6E-09	1.0E-08	1.2E-08	3.1E-08	
Fraction of Total	2.8E-01	3.3E-01	3.9E-01		

Table 5.6a Excess lifetime cancer risks from direct contact for the recreator (continued)

----- AREA_CODE=1 MEDIA=RGA Groundwater -----

Analyte	Direct ingestion	Dermal contact while swimming	Dermal contact while wading	Chemical Total	% of Total
Aluminum					
Arsenic	1.1E-06	6.8E-07	8.0E-07	2.6E-06	0.02
Barium					
Beryllium	5.9E-06	1.5E-04	1.7E-04	3.2E-04	2.45
Cadmium					
Chromium					
Cobalt					
Fluoride					
Iron					
Lead					
Manganese					
Mercury					
Molybdenum					
Nitrate as Nitrogen					
Selenium					
Silica					
Sulfate					
Tetraoxo-sulfate(1-)					
Thallium					
Tin					
Uranium					
Vanadium					
Zinc					
1,1,2-Trichloroethane	2.6E-08	6.7E-08	7.9E-08	1.7E-07	0.00
1,1-Dichloroethene	9.0E-06	2.0E-05	2.3E-05	5.2E-05	0.40
1,2-Dichloroethane	2.3E-08	3.0E-08	3.5E-08	8.9E-08	0.00
Acetone					
Bis(2-ethylhexyl)phthalate	6.5E-09	2.0E-07	2.3E-07	4.3E-07	0.00
Butyl benzyl phthalate					
Carbon tetrachloride	4.8E-06	4.0E-05	4.7E-05	9.2E-05	0.70
Chlorobenzene					
Chloroform	2.0E-08	2.2E-07	2.5E-07	4.9E-07	0.00
Di-n-butyl phthalate					
Dimethylbenzene					
Ethane					
Ethylbenzene					
Ethylene					
Methylene chloride	2.2E-08	2.5E-08	3.0E-08	7.7E-08	0.00
Tetrachloroethene	3.8E-06	3.5E-04	4.1E-04	7.7E-04	5.85
Trichloroethene	3.5E-05	9.3E-04	1.1E-03	2.1E-03	15.73
Vinyl chloride	2.0E-03	3.6E-03	4.2E-03	9.8E-03	74.81
cis-1,2-Dichloroethene					
trans-1,2-Dichloroethene					
Americium-241	3.7E-08			3.7E-08	0.00
Cesium-137	1.5E-07			1.5E-07	0.00
Cobalt-60	4.2E-09			4.2E-09	0.00
Neptunium-237	5.9E-08			5.9E-08	0.00
Plutonium-239	2.4E-09			2.4E-09	0.00
Radium-226	3.2E-06			3.2E-06	0.02
Radon-222					
Technetium-99	1.1E-07			1.1E-07	0.00
Thorium-230	4.7E-09			4.7E-09	0.00
Uranium-234	1.7E-08			1.7E-08	0.00
Uranium-235	1.4E-08			1.4E-08	0.00
Uranium-235/236	1.4E-09			1.4E-09	0.00
Uranium-238	3.1E-07			3.1E-07	0.00
Pathway Total	2.1E-03	5.1E-03	6.0E-03	1.3E-02	
Fraction of Total	1.6E-01	3.9E-01	4.6E-01		

Table 5.6a Excess lifetime cancer risks from direct contact for the recreator (continued)

----- AREA_CODE=1 MEDIA=UCRS Groundwater -----

Analyte	Direct ingestion	Dermal contact while swimming	Dermal contact while wading	Chemical Total	% of Total
Aluminum					
Ammonia as Nitrogen					
Antimony					
Arsenic	4.9E-06	3.0E-06	3.5E-06	1.1E-05	0.07
Barium					
Beryllium	1.7E-06	4.2E-05	4.9E-05	9.2E-05	0.58
Cadmium					
Chromium					
Cobalt					
Fluoride					
Iron					
Kjeldahl Nitrogen					
Lead					
Manganese					
Mercury					
Molybdenum					
Nickel					
Nitrate as Nitrogen					
Nitrate/Nitrite					
Orthophosphate					
Selenium					
Silica					
Strontium					
Sulfate					
Sulfide					
Tetraoxo-sulfate(1-)					
Thallium					
Tin					
Uranium					
Vanadium					
Zinc					
1,1-Dichloroethene	2.8E-05	6.1E-05	7.1E-05	1.6E-04	1.00
1,2-Dichloroethane	4.2E-08	5.5E-08	6.5E-08	1.6E-07	0.00
1,2-Dichloroethene					
2,4-Dimethylphenol					
Benzene	5.2E-08	2.8E-07	3.3E-07	6.6E-07	0.00
Bis(2-ethylhexyl)phthalate	3.2E-09	9.8E-08	1.2E-07	2.2E-07	0.00
Chloroethane					
Chloroform	2.4E-08	2.6E-07	3.1E-07	6.0E-07	0.00
Di-n-butyl phthalate					
Dimethylbenzene					
Ethane					
Ethylbenzene					
Ethylene					
Fluorene					
Isophorone	1.1E-09	2.4E-09	2.8E-09	6.3E-09	0.00
Methylene chloride	1.8E-08	2.1E-08	2.4E-08	6.3E-08	0.00
Naphthalene					
Phenanthrene					
Trichloroethene	8.5E-05	2.2E-03	2.6E-03	4.9E-03	30.88
Vinyl chloride	2.2E-03	4.0E-03	4.6E-03	1.1E-02	67.46
cis-1,2-Dichloroethene					
trans-1,2-Dichloroethene					
Americium-241	2.6E-08			2.6E-08	0.00
Cobalt-60	5.3E-09			5.3E-09	0.00
Neptunium-237	3.5E-08			3.5E-08	0.00
Plutonium-239	1.5E-08			1.5E-08	0.00
Radium-226	3.2E-08			3.2E-08	0.00
Radon-222					
Technetium-99	6.0E-08			6.0E-08	0.00

Table 5.6a Excess lifetime cancer risks from direct contact for the recreator (continued)

----- AREA_CODE=1 MEDIA=UCRS Groundwater -----
(continued)

Analyte	Direct ingestion	Dermal contact while swimming	Dermal contact while wading	Chemical Total	% of Total
Thorium-228	3.5E-08			3.5E-08	0.00
Uranium-234	4.5E-08			4.5E-08	0.00
Uranium-235	1.0E-08			1.0E-08	0.00
Uranium-235/236	8.8E-10			8.8E-10	0.00
Uranium-238	1.7E-07			1.7E-07	0.00
Pathway Total	2.3E-03	6.3E-03	7.4E-03	1.6E-02	
Fraction of Total	1.4E-01	3.9E-01	4.6E-01		

----- AREA_CODE=m MEDIA=McNairy Groundwater -----

Analyte	Direct ingestion	Dermal contact while swimming	Dermal contact while wading	Chemical Total	% of Total
Aluminum					
Arsenic	2.0E-06	1.2E-06	1.4E-06	4.5E-06	1.20
Barium					
Beryllium	6.8E-06	1.7E-04	2.0E-04	3.7E-04	98.72
Cadmium					
Chromium					
Cobalt					
Fluoride					
Iron					
Manganese					
Mercury					
Molybdenum					
Nickel					
Silica					
Sulfate					
Tetraoxo-sulfate(1-)					
Uranium					
Vanadium					
Zinc					
Trichloroethene	3.8E-09	1.0E-07	1.2E-07	2.2E-07	0.06
Neptunium-237	2.0E-09			2.0E-09	0.00
Plutonium-239	3.5E-09			3.5E-09	0.00
Radium-226	4.9E-08			4.9E-08	0.01
Radon-222					
Technetium-99	2.4E-09			2.4E-09	0.00
Thorium-230	4.0E-09			4.0E-09	0.00
Pathway Total	8.8E-06	1.7E-04	2.0E-04	3.7E-04	
Fraction of Total	2.3E-02	4.5E-01	5.3E-01		

----- AREA_CODE=m MEDIA=Other Groundwater -----

Analyte	Direct ingestion	Dermal contact while swimming	Dermal contact while wading	Chemical Total	% of Total
Aluminum					
Ammonia as Nitrogen					
Antimony					
Arsenic	9.2E-07	5.5E-07	6.5E-07	2.1E-06	1.02
Barium					
Beryllium	2.7E-06	6.7E-05	7.9E-05	1.5E-04	71.42

Table 5.6a Excess lifetime cancer risks from direct contact for the recreator (continued)

----- AREA_CODE=m MEDIA=Other Groundwater -----
(continued)

Analyte	Direct ingestion	Dermal contact while swimming	Dermal contact while wading	Chemical Total	% of Total
Cadmium					
Chromium					
Cobalt					
Fluoride					
Iron					
Kjeldahl Nitrogen					
Lead					
Manganese					
Mercury					
Nickel					
Nitrate as Nitrogen					
Silica					
Strontium					
Sulfate					
Sulfide					
Tetraoxo-sulfate(1-)					
Thallium					
Tin					
Uranium					
Vanadium					
Zinc					
1,1-Dichloroethane					
1,1-Dichloroethene	3.6E-06	8.0E-06	9.4E-06	2.1E-05	10.16
1,2-Dichloroethene					
Acetone					
Di-n-butyl phthalate					
Methylene chloride	7.7E-09	9.0E-09	1.1E-08	2.7E-08	0.01
Naphthalene					
Phenanthrene					
Trichloroethene	6.1E-08	1.6E-06	1.9E-06	3.6E-06	1.73
Vinyl chloride	6.6E-06	1.2E-05	1.4E-05	3.2E-05	15.59
cis-1,2-Dichloroethene					
Neptunium-237	7.7E-09			7.7E-09	0.00
Radium-226	2.5E-08			2.5E-08	0.01
Radon-222					
Technetium-99	3.1E-09			3.1E-09	0.00
Thorium-228	4.2E-08			4.2E-08	0.02
Thorium-230	4.8E-09			4.8E-09	0.00
Uranium-234	2.2E-08			2.2E-08	0.01
Uranium-235	2.9E-09			2.9E-09	0.00
Uranium-238	3.2E-08			3.2E-08	0.02
Pathway Total	1.4E-05	8.9E-05	1.0E-04	2.1E-04	
Fraction of Total	6.8E-02	4.3E-01	5.0E-01		

----- AREA_CODE=m MEDIA=RGA Groundwater -----

Analyte	Direct ingestion	Dermal contact while swimming	Dermal contact while wading	Chemical Total	% of Total
Aluminum					
Antimony					
Arsenic	9.1E-07	5.5E-07	6.4E-07	2.1E-06	0.41
Barium					
Beryllium	7.1E-06	1.8E-04	2.1E-04	3.9E-04	74.76
Bicarbonate					
Boron					

Table 5.6a Excess lifetime cancer risks from direct contact for the recreator (continued)

----- AREA_CODE=m MEDIA=RGA Groundwater -----
(continued)

Analyte	Direct ingestion	Dermal contact while swimming	Dermal contact while wading	Chemical Total	% of Total
Cadmium					
Cerium					
Chromium					
Cobalt					
Copper					
Fluoride					
Gallium					
Iron					
Lead					
Lithium					
Manganese					
Mercury					
Molybdenum					
Nickel					
Nitrate as Nitrogen					
Selenium					
Silica					
Silver					
Sulfate					
Tetraoxo-sulfate(1-)					
Thallium					
Thorium					
Titanium					
Uranium					
Vanadium					
Zinc					
Zirconium					
1,1-Dichloroethene	2.8E-06	6.1E-06	7.1E-06	1.6E-05	3.08
1,2-Dichlorobenzene					
1,2-Dichloroethene					
1,3,5-Trimethylbenzene					
1,4-Dichlorobenzene	3.4E-10	5.8E-09	6.9E-09	1.3E-08	0.00
2-Butanone					
4-Bromofluorobenzene					
4-Methyl-2-pentanone					
Acetone					
Acrylonitrile	1.2E-06	5.4E-07	6.3E-07	2.4E-06	0.47
Benzene	6.7E-09	3.6E-08	4.2E-08	8.4E-08	0.02
Bis(2-ethylhexyl)phthalate	1.9E-08	5.9E-07	6.9E-07	1.3E-06	0.25
Bromomethane					
Carbazole	5.3E-08	1.7E-06	2.0E-06	3.7E-06	0.72
Carbon tetrachloride	1.8E-08	1.5E-07	1.8E-07	3.5E-07	0.07
Chloroform	2.8E-09	3.1E-08	3.6E-08	7.0E-08	0.01
Chloromethane	6.0E-09	7.8E-09	9.1E-09	2.3E-08	0.00
Chrysene	1.0E-09	6.5E-07	7.7E-07	1.4E-06	0.27
Di-n-butyl phthalate					
Dimethylbenzene					
Ethanol					
Ethylbenzene					
Methylene chloride	6.2E-09	7.3E-09	8.6E-09	2.2E-08	0.00
PCB-1254	3.9E-08	3.7E-06	4.4E-06	8.1E-06	1.56
Polychlorinated biphenyl	9.2E-09	8.8E-07	1.0E-06	1.9E-06	0.37
Tetrachloroethene	2.4E-08	2.2E-06	2.6E-06	4.8E-06	0.92
Trichloroethene	1.5E-06	3.9E-05	4.6E-05	8.7E-05	16.66
Vinyl chloride	4.4E-07	7.9E-07	9.3E-07	2.2E-06	0.42
cis-1,2-Dichloroethene					
m,p-Xylene					
trans-1,2-Dichloroethene					
trans-1,3-Dichloropropene					

Table 5.6a Excess lifetime cancer risks from direct contact for the recreator (continued)

----- AREA_CODE=m MEDIA=RGa Groundwater -----
(continued)

Analyte	Direct ingestion	Dermal contact while swimming	Dermal contact while wading	Chemical Total	% of Total
Americium-241	1.7E-08			1.7E-08	0.00
Cesium-137	2.7E-09			2.7E-09	0.00
Cobalt-60	3.3E-09			3.3E-09	0.00
Neptunium-237	1.1E-08			1.1E-08	0.00
Plutonium-239	2.2E-09			2.2E-09	0.00
Radium-226	2.8E-08			2.8E-08	0.01
Radon-222					
Technetium-99	4.2E-08			4.2E-08	0.01
Thorium-230	4.2E-09			4.2E-09	0.00
Pathway Total	1.4E-05	2.3E-04	2.7E-04	5.2E-04	
Fraction of Total	2.7E-02	4.5E-01	5.2E-01		

----- AREA_CODE=m MEDIA=UCRS Groundwater -----

Analyte	Direct ingestion	Dermal contact while swimming	Dermal contact while wading	Chemical Total	% of Total
Aluminum					
Antimony					
Arsenic	1.4E-06	8.4E-07	9.8E-07	3.2E-06	61.35
Barium					
Cadmium					
Chromium					
Cobalt					
Copper					
Fluoride					
Iron					
Lead					
Manganese					
Mercury					
Nickel					
Nitrate as Nitrogen					
Silica					
Silver					
Sulfate					
Tetraoxo-sulfate(1-)					
Thallium					
Uranium					
Vanadium					
Zinc					
Benzene	2.1E-08	1.1E-07	1.3E-07	2.7E-07	5.11
Bromodichloromethane	1.3E-07	1.9E-07	2.2E-07	5.4E-07	10.31
Chloroform	1.5E-08	1.7E-07	1.9E-07	3.8E-07	7.21
Dibromochloromethane	3.9E-08	6.2E-08	7.3E-08	1.7E-07	3.34
Ethanol					
Methylene chloride	7.3E-09	8.6E-09	1.0E-08	2.6E-08	0.50
Trichloroethene	9.5E-09	2.5E-07	2.9E-07	5.6E-07	10.64
Cesium-137	6.7E-09			6.7E-09	0.13
Cobalt-60	6.0E-09			6.0E-09	0.12
Neptunium-237	6.7E-09			6.7E-09	0.13
Plutonium-239	6.2E-09			6.2E-09	0.12
Radium-226	4.8E-08			4.8E-08	0.92
Radon-222					
Technetium-99	7.2E-09			7.2E-09	0.14
Pathway Total	1.7E-06	1.6E-06	1.9E-06	5.2E-06	
Fraction of Total	3.2E-01	3.1E-01	3.7E-01		

Table 5.6a Excess lifetime cancer risks from direct contact for the recreator (continued)

----- AREA_CODE=n MEDIA=McNairy Groundwater -----

Analyte	Direct ingestion	Dermal contact while swimming	Dermal contact while wading	Chemical Total	% of Total
Aluminum					
Antimony					
Arsenic	1.6E-06	9.8E-07	1.1E-06	3.7E-06	0.93
Barium					
Beryllium	6.8E-06	1.7E-04	2.0E-04	3.7E-04	92.90
Cadmium					
Chromium					
Cobalt					
Fluoride					
Iron					
Manganese					
Mercury					
Molybdenum					
Nickel					
Nitrate as Nitrogen					
Silica					
Sulfate					
Tetraoxo-sulfate(1-)					
Thallium					
Uranium					
Vanadium					
Zinc					
Trichloroethene	4.2E-07	1.1E-05	1.3E-05	2.5E-05	6.15
Neptunium-237	5.1E-09			5.1E-09	0.00
Plutonium-239	2.9E-09			2.9E-09	0.00
Radium-226	4.2E-08			4.2E-08	0.01
Radon-222					
Technetium-99	1.3E-08			1.3E-08	0.00
Thorium-230	3.2E-09			3.2E-09	0.00
Pathway Total	8.9E-06	1.8E-04	2.1E-04	4.0E-04	
Fraction of Total	2.2E-02	4.5E-01	5.3E-01		

----- AREA_CODE=n MEDIA=Other Groundwater -----

Analyte	Direct ingestion	Dermal contact while swimming	Dermal contact while wading	Chemical Total	% of Total
Aluminum					
Ammonia as Nitrogen					
Antimony					
Arsenic	9.2E-07	5.5E-07	6.5E-07	2.1E-06	1.02
Barium					
Beryllium	2.7E-06	6.7E-05	7.9E-05	1.5E-04	71.52
Cadmium					
Chromium					
Cobalt					
Fluoride					
Iron					
Kjeldahl Nitrogen					
Lead					
Manganese					
Mercury					
Nickel					
Nitrate as Nitrogen					
Silica					
Strontium					
Sulfate					

Table 5.6a Excess lifetime cancer risks from direct contact for the recreator (continued)

----- AREA_CODE=n MEDIA=Other Groundwater -----
(continued)

Analyte	Direct ingestion	Dermal contact while swimming	Dermal contact while wading	Chemical Total	% of Total
Sulfide					
Tetraoxo-sulfate(1-)					
Thallium					
Tin					
Uranium					
Vanadium					
Zinc					
1,1-Dichloroethane					
1,1-Dichloroethene	3.6E-06	7.9E-06	9.3E-06	2.1E-05	10.05
1,2-Dichloroethene					
Acetone					
Di-n-butyl phthalate					
Methylene chloride	7.3E-09	8.6E-09	1.0E-08	2.6E-08	0.01
Naphthalene					
Phenanthrene					
Trichloroethene	6.1E-08	1.6E-06	1.9E-06	3.6E-06	1.72
Vinyl chloride	6.6E-06	1.2E-05	1.4E-05	3.2E-05	15.61
cis-1,2-Dichloroethene					
Neptunium-237	7.7E-09			7.7E-09	0.00
Radium-226	2.5E-08			2.5E-08	0.01
Radon-222					
Technetium-99	3.1E-09			3.1E-09	0.00
Thorium-228	4.2E-08			4.2E-08	0.02
Thorium-230	4.8E-09			4.8E-09	0.00
Uranium-234	2.2E-08			2.2E-08	0.01
Uranium-235	2.9E-09			2.9E-09	0.00
Uranium-238	3.2E-08			3.2E-08	0.02
Pathway Total	1.4E-05	8.9E-05	1.0E-04	2.1E-04	
Fraction of Total	6.8E-02	4.3E-01	5.0E-01		

----- AREA_CODE=n MEDIA=RGa Groundwater -----

Analyte	Direct ingestion	Dermal contact while swimming	Dermal contact while wading	Chemical Total	% of Total
Aluminum					
Antimony					
Arsenic	9.9E-07	6.0E-07	7.0E-07	2.3E-06	0.04
Barium					
Beryllium	6.7E-06	1.7E-04	1.9E-04	3.7E-04	6.04
Bicarbonate					
Boron					
Cadmium					
Cerium					
Chromium					
Cobalt					
Copper					
Fluoride					
Gallium					
Iron					
Lead					
Lithium					
Manganese					
Mercury					
Molybdenum					
Nickel					

Table 5.6a Excess lifetime cancer risks from direct contact for the recreator (continued)

----- AREA_CODE=n MEDIA=RGA Groundwater -----
(continued)

Analyte	Direct ingestion	Dermal contact while swimming	Dermal contact while wading	Chemical Total	% of Total
Nitrate as Nitrogen					
Selenium					
Silica					
Silver					
Sulfate					
Tetraoxo-sulfate(1-)					
Thallium					
Thorium					
Tin					
Titanium					
Uranium					
Vanadium					
Zinc					
Zirconium					
1,1,2-Trichloroethane	2.6E-08	6.7E-08	7.9E-08	1.7E-07	0.00
1,1-Dichloroethene	9.0E-06	2.0E-05	2.3E-05	5.2E-05	0.86
1,2-Dichlorobenzene					
1,2-Dichloroethane	2.3E-08	3.0E-08	3.5E-08	8.9E-08	0.00
1,2-Dichloroethene					
1,3,5-Trimethylbenzene					
1,4-Dichlorobenzene	3.4E-10	5.8E-09	6.9E-09	1.3E-08	0.00
2-Butanone					
4-Bromofluorobenzene					
4-Methyl-2-pentanone					
Acetone					
Acrylonitrile	1.2E-06	5.4E-07	6.3E-07	2.4E-06	0.04
Benzene	6.7E-09	3.6E-08	4.2E-08	8.4E-08	0.00
Bis(2-ethylhexyl)phthalate	1.7E-08	5.3E-07	6.2E-07	1.2E-06	0.02
Bromomethane					
Butyl benzyl phthalate					
Carbazole	2.7E-08	8.5E-07	1.0E-06	1.9E-06	0.03
Carbon tetrachloride	4.8E-06	4.0E-05	4.7E-05	9.2E-05	1.52
Chlorobenzene					
Chloroform	2.0E-08	2.2E-07	2.5E-07	4.9E-07	0.01
Chloromethane	6.0E-09	7.8E-09	9.1E-09	2.3E-08	0.00
Chrysene	1.0E-09	6.5E-07	7.7E-07	1.4E-06	0.02
Di-n-butyl phthalate					
Dimethylbenzene					
Ethane					
Ethanol					
Ethylbenzene					
Ethylene					
Methylene chloride	7.6E-08	8.9E-08	1.0E-07	2.7E-07	0.00
PCB-1254	4.1E-08	3.9E-06	4.6E-06	8.6E-06	0.14
Polychlorinated biphenyl	9.2E-09	8.8E-07	1.0E-06	1.9E-06	0.03
Tetrachloroethene	3.8E-06	3.5E-04	4.1E-04	7.7E-04	12.64
Trichloroethene	1.7E-05	4.5E-04	5.3E-04	9.9E-04	16.36
Vinyl chloride	7.7E-04	1.4E-03	1.6E-03	3.8E-03	62.20
cis-1,2-Dichloroethene					
m,p-Xylene					
trans-1,2-Dichloroethene					
trans-1,3-Dichloropropene					
Americium-241	2.1E-08			2.1E-08	0.00
Cesium-137	1.5E-07			1.5E-07	0.00
Cobalt-60	3.2E-09			3.2E-09	0.00
Neptunium-237	3.5E-08			3.5E-08	0.00
Plutonium-239	2.0E-09			2.0E-09	0.00
Radium-226	2.0E-06			2.0E-06	0.03
Radon-222					

Table 5.6a Excess lifetime cancer risks from direct contact for the recreator (continued)

----- AREA_CODE=n MEDIA=RGA Groundwater -----
(continued)

Analyte	Direct ingestion	Dermal contact while swimming	Dermal contact while wading	Chemical Total	% of Total
Technetium-99	6.8E-08			6.8E-08	0.00
Thorium-230	4.1E-09			4.1E-09	0.00
Uranium-234	1.7E-08			1.7E-08	0.00
Uranium-235	1.4E-08			1.4E-08	0.00
Uranium-235/236	1.4E-09			1.4E-09	0.00
Uranium-238	3.1E-07			3.1E-07	0.01
Pathway Total	8.1E-04	2.4E-03	2.8E-03	6.1E-03	
Fraction of Total	1.3E-01	4.0E-01	4.7E-01		

----- AREA_CODE=n MEDIA=UCRS Groundwater -----

Analyte	Direct ingestion	Dermal contact while swimming	Dermal contact while wading	Chemical Total	% of Total
Aluminum					
Ammonia as Nitrogen					
Antimony					
Arsenic	4.2E-06	2.5E-06	3.0E-06	9.7E-06	0.07
Barium					
Beryllium	1.7E-06	4.2E-05	4.9E-05	9.2E-05	0.62
Cadmium					
Chromium					
Cobalt					
Copper					
Fluoride					
Iron					
Kjeldahl Nitrogen					
Lead					
Manganese					
Mercury					
Molybdenum					
Nickel					
Nitrate as Nitrogen					
Nitrate/Nitrite					
Orthophosphate					
Selenium					
Silica					
Silver					
Strontium					
Sulfate					
Sulfide					
Tetraoxo-sulfate(1-)					
Thallium					
Tin					
Uranium					
Vanadium					
Zinc					
1,1-Dichloroethene	2.8E-05	6.1E-05	7.1E-05	1.6E-04	1.08
1,2-Dichloroethane	4.2E-08	5.5E-08	6.5E-08	1.6E-07	0.00
1,2-Dichloroethene					
2,4-Dimethylphenol					
Benzene	5.2E-08	2.8E-07	3.3E-07	6.6E-07	0.00
Bis(2-ethylhexyl)phthalate	3.2E-09	9.8E-08	1.2E-07	2.2E-07	0.00
Bromodichloromethane	1.3E-07	1.9E-07	2.2E-07	5.4E-07	0.00
Chloroethane					
Chloroform	3.4E-08	3.7E-07	4.4E-07	8.4E-07	0.01

Table 5.6a Excess lifetime cancer risks from direct contact for the recreator (continued)

----- AREA_CODE=n MEDIA=UCRS Groundwater -----
(continued)

Analyte	Direct ingestion	Dermal contact while swimming	Dermal contact while wading	Chemical Total	% of Total
Di-n-butyl phthalate					
Dibromochloromethane	3.9E-08	6.2E-08	7.3E-08	1.7E-07	0.00
Dimethylbenzene					
Ethane					
Ethanol					
Ethylbenzene					
Ethylene					
Fluorene					
Isophorone	1.1E-09	2.4E-09	2.8E-09	6.3E-09	0.00
Methylene chloride	7.8E-09	9.1E-09	1.1E-08	2.8E-08	0.00
Naphthalene					
Phenanthrene					
Trichloroethene	6.4E-05	1.7E-03	2.0E-03	3.7E-03	25.22
Vinyl chloride	2.2E-03	4.0E-03	4.6E-03	1.1E-02	72.99
cis-1,2-Dichloroethene					
trans-1,2-Dichloroethene					
Americium-241	-1.4E-08			-1.4E-08	-0.00
Cesium-137	6.7E-09			6.7E-09	0.00
Cobalt-60	5.3E-09			5.3E-09	0.00
Neptunium-237	2.3E-08			2.3E-08	0.00
Plutonium-239	1.0E-08			1.0E-08	0.00
Radium-226	3.6E-08			3.6E-08	0.00
Radon-222					
Technetium-99	4.7E-08			4.7E-08	0.00
Thorium-228	3.5E-08			3.5E-08	0.00
Uranium-234	4.5E-08			4.5E-08	0.00
Uranium-235	1.0E-08			1.0E-08	0.00
Uranium-235/236	8.8E-10			8.8E-10	0.00
Uranium-238	1.7E-07			1.7E-07	0.00
Pathway Total	2.3E-03	5.7E-03	6.7E-03	1.5E-02	
Fraction of Total	1.5E-01	3.9E-01	4.6E-01		

Table 5.6b Excess lifetime cancer risks from biota consumption for the recreator

----- AREA_CODE=a MEDIA=RGA Groundwater -----

Analyte	Ingestion of venison	Ingestion of fish	Ingestion of rabbit	Ingestion of quail	Chemical Total	% of Total
Aluminum						
Arsenic	1.2E-08		1.5E-10	8.9E-12	1.2E-08	0.00
Barium						
Chromium						
Fluoride						
Iron						
Manganese						
Tetraoxo-sulfate(1-)						
Thallium						
Vanadium						
Zinc						
1,1-Dichloroethene	2.5E-11	3.8E-05	3.2E-13		3.8E-05	0.10
Carbon tetrachloride	3.1E-10	2.8E-04	4.0E-12		2.8E-04	0.71
Chloroform	3.3E-14	4.6E-08	4.3E-16		4.6E-08	0.00
Tetrachloroethene	1.3E-10	1.3E-04	1.7E-12		1.3E-04	0.33
Trichloroethene	3.4E-08	3.8E-02	4.5E-10		3.8E-02	98.26
cis-1,2-Dichloroethene						
trans-1,2-Dichloroethene						
Cesium-137	2.9E-08	2.1E-04	4.0E-10	4.7E-09	2.1E-04	0.54
Neptunium-237	2.7E-09	1.9E-05	3.6E-11	2.2E-12	1.9E-05	0.05
Technetium-99	1.6E-10	5.7E-06	2.2E-12	3.9E-11	5.7E-06	0.01
Thorium-230	4.7E-12	8.3E-07	6.4E-14	3.8E-15	8.3E-07	0.00
Pathway Total	7.8E-08	3.8E-02	1.0E-09	4.8E-09	3.8E-02	
Fraction of Total	2.0E-06	1.0E+00	2.7E-08	1.2E-07		

----- AREA_CODE=a MEDIA=UCRS Groundwater -----

Analyte	Ingestion of venison	Ingestion of fish	Ingestion of rabbit	Ingestion of quail	Chemical Total	% of Total
Aluminum						
Antimony						
Arsenic	9.0E-09		1.2E-10	6.9E-12	9.1E-09	0.00
Barium						
Beryllium	2.6E-09	4.6E-05	3.4E-11	2.0E-12	4.6E-05	0.66
Chromium						
Cobalt						
Iron						
Lead						
Manganese						
Nickel						
Silica						
Tetraoxo-sulfate(1-)						
Uranium						
Vanadium						
Zinc						
1,1-Dichloroethene	1.6E-12	2.5E-06	2.1E-14		2.5E-06	0.04
Bis(2-ethylhexyl)phthalate	3.0E-11	8.4E-06	3.9E-13		8.4E-06	0.12
Chloroform	2.1E-13	3.0E-07	2.8E-15		3.0E-07	0.00
Trichloroethene	6.2E-09	6.9E-03	8.1E-11		6.9E-03	99.13
cis-1,2-Dichloroethene						
trans-1,2-Dichloroethene						
Neptunium-237	3.9E-10	2.8E-06	5.3E-12	3.2E-13	2.8E-06	0.04
Radon-222						
Technetium-99	1.4E-11	5.2E-07	2.0E-13	3.5E-12	5.2E-07	0.01
Pathway Total	1.8E-08	7.0E-03	2.4E-10	1.3E-11	7.0E-03	
Fraction of Total	2.6E-06	1.0E+00	3.4E-08	1.8E-09		

Table 5.6b Excess lifetime cancer risks from biota consumption for the recreator (continued)

----- AREA_CODE=b MEDIA=McNairy Groundwater -----						
Analyte	Ingestion of venison	Ingestion of fish	Ingestion of rabbit	Ingestion of quail	Chemical Total	% of Total
Aluminum						
Antimony						
Nitrate as Nitrogen						
Silica						
Tetraoxo-sulfate(1-)						
Trichloroethene	4.5E-11	5.0E-05	5.8E-13		5.0E-05	98.23
Technetium-99	2.5E-11	9.0E-07	3.4E-13	6.1E-12	9.0E-07	1.77
Pathway Total	7.0E-11	5.1E-05	9.3E-13	6.1E-12	5.1E-05	
Fraction of Total	1.4E-06	1.0E+00	1.8E-08	1.2E-07		
----- AREA_CODE=b MEDIA=RGA Groundwater -----						
Analyte	Ingestion of venison	Ingestion of fish	Ingestion of rabbit	Ingestion of quail	Chemical Total	% of Total
Aluminum						
Arsenic	1.1E-08		1.4E-10	8.4E-12	1.1E-08	0.00
Barium						
Beryllium	3.0E-08	5.3E-04	3.9E-10	2.3E-11	5.3E-04	8.61
Cadmium						
Chromium						
Cobalt						
Fluoride						
Iron						
Lead						
Manganese						
Mercury						
Nitrate as Nitrogen						
Selenium						
Silica						
Sulfate						
Tetraoxo-sulfate(1-)						
Tin						
Uranium						
Vanadium						
Zinc						
1,1,2-Trichloroethane	3.1E-13	4.3E-07	4.0E-15		4.3E-07	0.01
1,1-Dichloroethene	1.3E-12	2.1E-06	1.7E-14		2.1E-06	0.03
1,2-Dichloroethane	8.6E-14	1.6E-07	1.1E-15		1.6E-07	0.00
Acetone						
Carbon tetrachloride	3.6E-11	3.2E-05	4.6E-13		3.2E-05	0.51
Chlorobenzene						
Chloroform	2.3E-13	3.2E-07	3.0E-15		3.2E-07	0.01
Di-n-butyl phthalate						
Ethane						
Ethylene						
Methylene chloride	9.0E-15	1.8E-08	1.2E-16		1.8E-08	0.00
Tetrachloroethene	1.8E-10	1.8E-04	2.3E-12		1.8E-04	2.89
Trichloroethene	1.8E-10	2.0E-04	2.4E-12		2.0E-04	3.28
Vinyl chloride	1.5E-09	2.8E-03	1.9E-11		2.8E-03	45.70
cis-1,2-Dichloroethene						
Americium-241	1.3E-11	1.7E-06	1.7E-13	1.5E-12	1.7E-06	0.03
Cesium-137	1.8E-09	1.3E-05	2.5E-11	2.9E-10	1.3E-05	0.21
Cobalt-60	3.1E-12	1.7E-06	4.2E-14	5.0E-11	1.7E-06	0.03
Plutonium-239	2.6E-13	1.4E-07	3.6E-15	6.3E-14	1.4E-07	0.00
Radium-226	3.3E-07	2.3E-03	4.5E-09		2.3E-03	37.46
Radon-222						
Technetium-99	8.3E-11	3.0E-06	1.1E-12	2.0E-11	3.0E-06	0.05
Thorium-230	3.7E-12	6.6E-07	5.0E-14	3.0E-15	6.6E-07	0.01
Uranium-234	6.3E-11	3.8E-07	8.7E-13	1.7E-10	3.8E-07	0.01
Uranium-235	1.2E-11	5.8E-07	1.6E-13	2.4E-11	5.8E-07	0.01

Table 5.6b Excess lifetime cancer risks from biota consumption for the recreator (continued)

----- AREA_CODE=b MEDIA=RGa Groundwater -----						
(continued)						
Analyte	Ingestion of venison	Ingestion of fish	Ingestion of rabbit	Ingestion of quail	Chemical Total	% of Total
Uranium-235/236	3.5E-12	1.7E-07	4.8E-14	7.1E-12	1.7E-07	0.00
Uranium-238	1.3E-09	7.2E-05	1.8E-11	2.5E-09	7.2E-05	1.15
Pathway Total	3.8E-07	6.2E-03	5.1E-09	3.1E-09	6.2E-03	
Fraction of Total	6.0E-05	1.0E+00	8.2E-07	5.0E-07		

----- AREA_CODE=b MEDIA=UCRS Groundwater -----						
Analyte	Ingestion of venison	Ingestion of fish	Ingestion of rabbit	Ingestion of quail	Chemical Total	% of Total
Aluminum						
Arsenic	5.9E-08		7.6E-10	4.5E-11	6.0E-08	0.00
Barium						
Beryllium	1.9E-09	3.3E-05	2.4E-11	1.4E-12	3.3E-05	1.22
Cadmium						
Chromium						
Cobalt						
Fluoride						
Iron						
Lead						
Manganese						
Mercury						
Molybdenum						
Nickel						
Nitrate as Nitrogen						
Selenium						
Silica						
Sulfate						
Tetraoxo-sulfate(1-)						
Thallium						
Tin						
Uranium						
Vanadium						
Zinc						
1,1-Dichloroethene	2.7E-12	4.1E-06	3.5E-14		4.1E-06	0.15
1,2-Dichloroethene						
2,4-Dimethylphenol						
Benzene	7.7E-13	1.0E-06	1.0E-14		1.0E-06	0.04
Chloroethane						
Di-n-butyl phthalate						
Dimethylbenzene						
Ethane						
Ethylbenzene						
Ethylene						
Isophorone	5.5E-15	9.1E-09	7.2E-17		9.1E-09	0.00
Trichloroethene	2.1E-09	2.4E-03	2.8E-11		2.4E-03	86.89
Vinyl chloride	1.2E-10	2.3E-04	1.5E-12		2.3E-04	8.24
cis-1,2-Dichloroethene						
trans-1,2-Dichloroethene						
Americium-241	6.4E-12	8.6E-07	8.7E-14	7.7E-13	8.6E-07	0.03
Cobalt-60	3.2E-12	1.7E-06	4.4E-14	5.3E-11	1.7E-06	0.06
Neptunium-237	5.1E-11	3.6E-07	6.9E-13	4.1E-14	3.6E-07	0.01
Plutonium-239	1.2E-12	6.6E-07	1.7E-14	3.0E-13	6.6E-07	0.02
Radium-226	2.3E-09	1.6E-05	3.1E-11		1.6E-05	0.59
Radon-222						
Technetium-99	4.6E-11	1.7E-06	6.3E-13	1.1E-11	1.7E-06	0.06
Uranium-234	7.8E-11	4.7E-07	1.1E-12	2.1E-10	4.7E-07	0.02
Uranium-235	1.8E-11	8.7E-07	2.4E-13	3.6E-11	8.7E-07	0.03
Uranium-235/236	2.1E-12	1.1E-07	2.9E-14	4.4E-12	1.1E-07	0.00
Uranium-238	1.3E-09	7.2E-05	1.8E-11	2.5E-09	7.2E-05	2.63

Table 5.6b Excess lifetime cancer risks from biota consumption for the recreator (continued)

----- AREA_CODE=b MEDIA=UCRS Groundwater -----						
(continued)						
Analyte	Ingestion of venison	Ingestion of fish	Ingestion of rabbit	Ingestion of quail	Chemical Total	% of Total
Pathway Total	6.7E-08	2.7E-03	8.7E-10	2.9E-09	2.7E-03	
Fraction of Total	2.4E-05	1.0E+00	3.2E-07	1.0E-06		

----- AREA_CODE=c MEDIA=RGAs Groundwater -----						
Analyte	Ingestion of venison	Ingestion of fish	Ingestion of rabbit	Ingestion of quail	Chemical Total	% of Total
Aluminum						
Barium						
Chromium						
Iron						
Manganese						
Molybdenum						
Silica						
Sulfate						
Tetraoxo-sulfate(1-)						
Zinc						
1,1-Dichloroethene	9.4E-12	1.5E-05	1.2E-13		1.5E-05	28.58
Chloroform	8.3E-14	1.1E-07	1.1E-15		1.1E-07	0.22
Trichloroethene	3.1E-11	3.5E-05	4.1E-13		3.5E-05	68.02
cis-1,2-Dichloroethene						
Radon-222						
Technetium-99	4.5E-11	1.6E-06	6.2E-13	1.1E-11	1.6E-06	3.18
Pathway Total	8.6E-11	5.1E-05	1.1E-12	1.1E-11	5.1E-05	
Fraction of Total	1.7E-06	1.0E+00	2.2E-08	2.2E-07		

----- AREA_CODE=c MEDIA=UCRS Groundwater -----						
Analyte	Ingestion of venison	Ingestion of fish	Ingestion of rabbit	Ingestion of quail	Chemical Total	% of Total
Aluminum						
Barium						
Iron						
Manganese						
Silica						
Tetraoxo-sulfate(1-)						
Vanadium						
Zinc						
Benzene	9.9E-14	1.3E-07	1.3E-15		1.3E-07	12.28
Chloroform	2.0E-13	2.8E-07	2.6E-15		2.8E-07	25.99
Trichloroethene	2.1E-13	2.3E-07	2.7E-15		2.3E-07	21.81
Technetium-99	1.2E-11	4.2E-07	1.6E-13	2.9E-12	4.2E-07	39.92
Pathway Total	1.2E-11	1.1E-06	1.7E-13	2.9E-12	1.1E-06	
Fraction of Total	1.2E-05	1.0E+00	1.6E-07	2.7E-06		

----- AREA_CODE=d MEDIA=McNairy Groundwater -----						
Analyte	Ingestion of venison	Ingestion of fish	Ingestion of rabbit	Ingestion of quail	Chemical Total	% of Total
Silica						
Tetraoxo-sulfate(1-)						
Thallium						
Zinc						
Trichloroethene	1.3E-13	1.4E-07	1.6E-15		1.4E-07	100.0
Pathway Total	1.3E-13	1.4E-07	1.6E-15		1.4E-07	

Table 5.6b Excess lifetime cancer risks from biota consumption for the recreator (continued)

----- AREA_CODE=d MEDIA=McNairy Groundwater ----- (continued)						
Analyte	Ingestion of venison	Ingestion of fish	Ingestion of rabbit	Ingestion of quail	Chemical Total	% of Total
Fraction of Total	9.0E-07	1.0E+00	1.2E-08			
----- AREA_CODE=d MEDIA=Other Groundwater -----						
Analyte	Ingestion of venison	Ingestion of fish	Ingestion of rabbit	Ingestion of quail	Chemical Total	% of Total
Methylene chloride	2.0E-14	4.2E-08	2.6E-16		4.2E-08	100.0
Pathway Total	2.0E-14	4.2E-08	2.6E-16		4.2E-08	
Fraction of Total	4.9E-07	1.0E+00	6.3E-09			
----- AREA_CODE=d MEDIA=RGA Groundwater -----						
Analyte	Ingestion of venison	Ingestion of fish	Ingestion of rabbit	Ingestion of quail	Chemical Total	% of Total
Aluminum						
Arsenic	1.3E-08		1.7E-10	1.0E-11	1.3E-08	0.00
Barium						
Chromium						
Cobalt						
Fluoride						
Iron						
Lead						
Manganese						
Silica						
Tetraoxo-sulfate(1-)						
Tin						
Uranium						
Vanadium						
Zinc						
Bis(2-ethylhexyl)phthalate	6.0E-11	1.7E-05	7.8E-13		1.7E-05	3.67
Butyl benzyl phthalate						
Di-n-butyl phthalate						
Dimethylbenzene						
Ethylbenzene						
Methylene chloride	1.7E-13	3.4E-07	2.2E-15		3.4E-07	0.07
Tetrachloroethene	2.8E-12	2.8E-06	3.6E-14		2.8E-06	0.61
Trichloroethene	6.4E-11	7.1E-05	8.3E-13		7.1E-05	15.51
cis-1,2-Dichloroethene						
Americium-241	9.4E-12	1.3E-06	1.3E-13	1.1E-12	1.3E-06	0.27
Cesium-137	4.7E-08	3.4E-04	6.4E-10	7.6E-09	3.4E-04	72.94
Cobalt-60	5.4E-13	2.9E-07	7.4E-15	8.8E-12	2.9E-07	0.06
Plutonium-239	1.7E-13	8.9E-08	2.3E-15	4.0E-14	8.9E-08	0.02
Radium-226	4.0E-09	2.8E-05	5.4E-11		2.8E-05	6.07
Radon-222						
Technetium-99	4.2E-12	1.5E-07	5.7E-14	1.0E-12	1.5E-07	0.03
Uranium-234	2.2E-11	1.3E-07	3.0E-13	5.9E-11	1.3E-07	0.03
Uranium-238	5.9E-11	3.3E-06	8.0E-13	1.1E-10	3.3E-06	0.71
Pathway Total	6.4E-08	4.6E-04	8.7E-10	7.8E-09	4.6E-04	
Fraction of Total	1.4E-04	1.0E+00	1.9E-06	1.7E-05		

----- AREA_CODE=d MEDIA=UCRS Groundwater -----						
Analyte	Ingestion of venison	Ingestion of fish	Ingestion of rabbit	Ingestion of quail	Chemical Total	% of Total
Aluminum						

Table 5.6b Excess lifetime cancer risks from biota consumption for the recreator (continued)

----- AREA_CODE=d MEDIA=UCRS Groundwater -----						
(continued)						
Analyte	Ingestion of venison	Ingestion of fish	Ingestion of rabbit	Ingestion of quail	Chemical Total	% of Total
Ammonia as Nitrogen						
Antimony						
Arsenic	1.2E-08		1.6E-10	9.2E-12	1.2E-08	0.00
Barium						
Beryllium	7.9E-09	1.4E-04	1.0E-10	6.1E-12	1.4E-04	21.08
Cadmium						
Chromium						
Cobalt						
Fluoride						
Iron						
Kjeldahl Nitrogen						
Lead						
Manganese						
Mercury						
Nickel						
Nitrate as Nitrogen						
Nitrate/Nitrite						
Orthophosphate						
Selenium						
Silica						
Strontium						
Sulfate						
Sulfide						
Tetraoxo-sulfate(1-)						
Uranium						
Vanadium						
Zinc						
1,1-Dichloroethene	1.5E-11	2.4E-05	2.0E-13		2.4E-05	3.58
1,2-Dichloroethane	1.6E-13	2.9E-07	2.0E-15		2.9E-07	0.04
1,2-Dichloroethene						
Benzene	4.9E-13	6.5E-07	6.4E-15		6.5E-07	0.10
Dimethylbenzene						
Ethylbenzene						
Fluorene						
Methylene chloride	2.5E-14	5.0E-08	3.2E-16		5.0E-08	0.01
Naphthalene						
Phenanthrene						
Trichloroethene	3.7E-10	4.2E-04	4.8E-12		4.2E-04	62.13
cis-1,2-Dichloroethene						
Neptunium-237	1.0E-09	7.3E-06	1.4E-11	8.3E-13	7.3E-06	1.09
Radon-222						
Technetium-99	2.4E-11	8.5E-07	3.3E-13	5.8E-12	8.5E-07	0.13
Thorium-228	1.1E-08	2.1E-05	1.5E-10	1.7E-14	2.1E-05	3.17
Uranium-234	2.3E-10	1.4E-06	3.1E-12	6.2E-10	1.4E-06	0.20
Uranium-235	3.3E-11	1.6E-06	4.5E-13	6.6E-11	1.6E-06	0.24
Uranium-238	9.9E-10	5.5E-05	1.4E-11	1.9E-09	5.5E-05	8.23
Pathway Total	3.3E-08	6.7E-04	4.4E-10	2.6E-09	6.7E-04	
Fraction of Total	5.0E-05	1.0E+00	6.6E-07	3.9E-06		

----- AREA_CODE=e MEDIA=McNairy Groundwater -----						
Analyte	Ingestion of venison	Ingestion of fish	Ingestion of rabbit	Ingestion of quail	Chemical Total	% of Total
Aluminum						
Arsenic	4.7E-08		6.1E-10	3.6E-11	4.8E-08	0.01
Barium						
Beryllium	4.8E-08	8.5E-04	6.2E-10	3.7E-11	8.5E-04	99.97
Cadmium						
Chromium						

Table 5.6b Excess lifetime cancer risks from biota consumption for the recreator (continued)

----- AREA_CODE=e MEDIA=McNairy Groundwater ----- (continued)						
Analyte	Ingestion of venison	Ingestion of fish	Ingestion of rabbit	Ingestion of quail	Chemical Total	% of Total
Cobalt						
Fluoride						
Iron						
Manganese						
Nickel						
Silica						
Sulfate						
Tetraoxo-sulfate(1-)						
Uranium						
Vanadium						
Zinc						
Trichloroethene	1.4E-13	1.5E-07	1.8E-15		1.5E-07	0.02
Radon-222						
Technetium-99	1.6E-12	5.8E-08	2.2E-14	3.9E-13	5.8E-08	0.01
Pathway Total	9.5E-08	8.5E-04	1.2E-09	7.3E-11	8.5E-04	
Fraction of Total	1.1E-04	1.0E+00	1.4E-06	8.6E-08		

----- AREA_CODE=e MEDIA=RGa Groundwater -----						
Analyte	Ingestion of venison	Ingestion of fish	Ingestion of rabbit	Ingestion of quail	Chemical Total	% of Total
Aluminum						
Arsenic	8.2E-09		1.1E-10	6.3E-12	8.3E-09	0.00
Barium						
Beryllium	2.8E-08	5.0E-04	3.6E-10	2.1E-11	5.0E-04	80.35
Cadmium						
Cobalt						
Copper						
Fluoride						
Iron						
Manganese						
Molybdenum						
Silica						
Silver						
Sulfate						
Tetraoxo-sulfate(1-)						
Thallium						
Uranium						
Vanadium						
Zinc						
2-Butanone						
Dimethylbenzene						
Trichloroethene	1.0E-10	1.2E-04	1.4E-12		1.2E-04	18.82
trans-1,2-Dichloroethene						
Cobalt-60	2.2E-12	1.2E-06	3.0E-14	3.5E-11	1.2E-06	0.19
Radon-222						
Technetium-99	9.2E-11	3.3E-06	1.3E-12	2.2E-11	3.3E-06	0.53
Thorium-230	3.7E-12	6.6E-07	5.0E-14	3.0E-15	6.6E-07	0.11
Pathway Total	3.6E-08	6.2E-04	4.7E-10	8.5E-11	6.2E-04	
Fraction of Total	5.9E-05	1.0E+00	7.6E-07	1.4E-07		

----- AREA_CODE=e MEDIA=UCRS Groundwater -----						
Analyte	Ingestion of venison	Ingestion of fish	Ingestion of rabbit	Ingestion of quail	Chemical Total	% of Total
Aluminum						
Arsenic	1.1E-08		1.4E-10	8.1E-12	1.1E-08	8.92

Table 5.6b Excess lifetime cancer risks from biota consumption for the recreator (continued)

----- AREA_CODE=e MEDIA=UCRS Groundwater -----						
(continued)						
Analyte	Ingestion of venison	Ingestion of fish	Ingestion of rabbit	Ingestion of quail	Chemical Total	% of Total
Barium						
Chromium						
Fluoride						
Iron						
Manganese						
Nickel						
Silica						
Sulfate						
Tetraoxo-sulfate(1-)						
Vanadium						
Zinc						
Trichloroethene	9.8E-14	1.1E-07	1.3E-15		1.1E-07	91.08
Radon-222						
Pathway Total	1.1E-08	1.1E-07	1.4E-10	8.1E-12	1.2E-07	
Fraction of Total	8.8E-02	9.1E-01	1.1E-03	6.8E-05		

----- AREA_CODE=f MEDIA=McNairy Groundwater -----						
Analyte	Ingestion of venison	Ingestion of fish	Ingestion of rabbit	Ingestion of quail	Chemical Total	% of Total
Barium						
Tetraoxo-sulfate(1-)						
Zinc						
Pathway Total						
Fraction of Total						

----- AREA_CODE=f MEDIA=RGA Groundwater -----						
Analyte	Ingestion of venison	Ingestion of fish	Ingestion of rabbit	Ingestion of quail	Chemical Total	% of Total
Aluminum						
Arsenic	8.4E-09		1.1E-10	6.5E-12	8.6E-09	0.00
Barium						
Cadmium						
Chromium						
Copper						
Iron						
Manganese						
Silica						
Sulfate						
Tetraoxo-sulfate(1-)						
Vanadium						
Zinc						
1,1-Dichloroethene	5.8E-12	9.0E-06	7.5E-14		9.0E-06	2.91
1,2-Dichloroethene						
Bis(2-ethylhexyl)phthalate	8.4E-10	2.4E-04	1.1E-11		2.4E-04	76.26
Carbon tetrachloride	1.3E-12	1.2E-06	1.7E-14		1.2E-06	0.38
Trichloroethene	5.6E-11	6.3E-05	7.3E-13		6.3E-05	20.33
cis-1,2-Dichloroethene						
Plutonium-239	5.4E-13	2.9E-07	7.3E-15	1.3E-13	2.9E-07	0.09
Radon-222						
Technetium-99	2.4E-12	8.5E-08	3.2E-14	5.8E-13	8.5E-08	0.03
Pathway Total	9.3E-09	3.1E-04	1.2E-10	7.2E-12	3.1E-04	
Fraction of Total	3.0E-05	1.0E+00	3.9E-07	2.3E-08		

Table 5.6b Excess lifetime cancer risks from biota consumption for the recreator (continued)

----- AREA_CODE=f MEDIA=UCRS Groundwater -----						
Analyte	Ingestion of venison	Ingestion of fish	Ingestion of rabbit	Ingestion of quail	Chemical Total	% of Total
Aluminum						
Barium						
Iron						
Manganese						
Silica						
Tetraoxo-sulfate(1-)						
Vanadium						
Zinc						
Trichloroethene	1.0E-13	1.1E-07	1.3E-15		1.1E-07	30.42
Radon-222						
Technetium-99	7.2E-12	2.6E-07	9.9E-14	1.8E-12	2.6E-07	69.58
Pathway Total	7.3E-12	3.7E-07	1.0E-13	1.8E-12	3.7E-07	
Fraction of Total	2.0E-05	1.0E+00	2.7E-07	4.7E-06		
----- AREA_CODE=g MEDIA=McNairy Groundwater -----						
Analyte	Ingestion of venison	Ingestion of fish	Ingestion of rabbit	Ingestion of quail	Chemical Total	% of Total
Arsenic	8.1E-09		1.1E-10	6.3E-12	8.2E-09	0.02
Mercury						
Silica						
Tetraoxo-sulfate(1-)						
Neptunium-237	1.4E-10	9.8E-07	1.9E-12	1.1E-13	9.8E-07	2.97
Plutonium-239	4.5E-13	2.4E-07	6.2E-15	1.1E-13	2.4E-07	0.74
Radium-226	4.5E-09	3.2E-05	6.2E-11		3.2E-05	96.27
Pathway Total	1.3E-08	3.3E-05	1.7E-10	6.5E-12	3.3E-05	
Fraction of Total	3.9E-04	1.0E+00	5.1E-06	2.0E-07		
----- AREA_CODE=g MEDIA=RGAs Groundwater -----						
Analyte	Ingestion of venison	Ingestion of fish	Ingestion of rabbit	Ingestion of quail	Chemical Total	% of Total
Aluminum						
Arsenic	8.1E-09		1.1E-10	6.3E-12	8.3E-09	0.06
Cadmium						
Chromium						
Iron						
Lead						
Manganese						
Nickel						
Silica						
Tetraoxo-sulfate(1-)						
Zinc						
Trichloroethene	7.5E-14	8.3E-08	9.7E-16		8.3E-08	0.60
Neptunium-237	9.3E-11	6.6E-07	1.3E-12	7.6E-14	6.6E-07	4.77
Radium-226	1.8E-09	1.2E-05	2.4E-11		1.2E-05	89.46
Radon-222						
Technetium-99	4.6E-12	1.6E-07	6.3E-14	1.1E-12	1.6E-07	1.18
Thorium-230	3.0E-12	5.5E-07	4.2E-14	2.5E-15	5.5E-07	3.92
Pathway Total	1.0E-08	1.4E-05	1.3E-10	7.5E-12	1.4E-05	
Fraction of Total	7.2E-04	1.0E+00	9.4E-06	5.4E-07		

Table 5.6b Excess lifetime cancer risks from biota consumption for the recreator (continued)

----- AREA_CODE=g MEDIA=UCRS Groundwater -----						
Analyte	Ingestion of venison	Ingestion of fish	Ingestion of rabbit	Ingestion of quail	Chemical Total	% of Total
Aluminum						
Chromium						
Manganese						
Nitrate as Nitrogen						
Silica						
Tetraoxo-sulfate(1-)						
Vanadium						
Zinc						
Neptunium-237	4.1E-11	2.9E-07	5.6E-13	3.3E-14	2.9E-07	0.82
Plutonium-239	3.8E-13	2.0E-07	5.2E-15	9.2E-14	2.0E-07	0.57
Radium-226	5.0E-09	3.5E-05	6.8E-11		3.5E-05	98.12
Radon-222						
Technetium-99	5.0E-12	1.8E-07	6.8E-14	1.2E-12	1.8E-07	0.50
Pathway Total	5.0E-09	3.6E-05	6.9E-11	1.3E-12	3.6E-05	
Fraction of Total	1.4E-04	1.0E+00	1.9E-06	3.7E-08		

----- AREA_CODE=h MEDIA=McNairy Groundwater -----						
Analyte	Ingestion of venison	Ingestion of fish	Ingestion of rabbit	Ingestion of quail	Chemical Total	% of Total
Fluoride						
Silica						
Tetraoxo-sulfate(1-)						
Radium-226	4.3E-09	3.0E-05	5.9E-11		3.0E-05	96.87
Radon-222						
Thorium-230	5.5E-12	9.8E-07	7.5E-14	4.4E-15	9.8E-07	3.13
Pathway Total	4.3E-09	3.1E-05	5.9E-11	4.4E-15	3.1E-05	
Fraction of Total	1.4E-04	1.0E+00	1.9E-06	1.4E-10		

----- AREA_CODE=h MEDIA=Other Groundwater -----						
Analyte	Ingestion of venison	Ingestion of fish	Ingestion of rabbit	Ingestion of quail	Chemical Total	% of Total
Antimony						
Barium						
Chromium						
Fluoride						
Iron						
Manganese						
Mercury						
Nickel						
Nitrate as Nitrogen						
Silica						
Tetraoxo-sulfate(1-)						
Thallium						
Vanadium						
Zinc						
Neptunium-237	4.0E-11	2.8E-07	5.4E-13	3.2E-14	2.8E-07	2.13
Radium-226	1.8E-09	1.2E-05	2.4E-11		1.2E-05	93.48
Radon-222						
Thorium-230	3.2E-12	5.8E-07	4.4E-14	2.6E-15	5.8E-07	4.39
Pathway Total	1.8E-09	1.3E-05	2.5E-11	3.5E-14	1.3E-05	
Fraction of Total	1.4E-04	1.0E+00	1.9E-06	2.6E-09		

Table 5.6b Excess lifetime cancer risks from biota consumption for the recreator (continued)

----- AREA_CODE=h MEDIA=RGa Groundwater -----						
Analyte	Ingestion of venison	Ingestion of fish	Ingestion of rabbit	Ingestion of quail	Chemical Total	% of Total
Aluminum						
Arsenic	9.0E-09		1.2E-10	7.0E-12	9.2E-09	3.77
Barium						
Chromium						
Iron						
Manganese						
Nitrate as Nitrogen						
Tetraoxo-sulfate(1-)						
Uranium						
Vanadium						
Trichloroethene	8.9E-14	1.0E-07	1.2E-15		1.0E-07	40.97
cis-1,2-Dichloroethene						
Radon-222						
Technetium-99	3.7E-12	1.3E-07	5.1E-14	9.1E-13	1.3E-07	55.27
Pathway Total	9.0E-09	2.3E-07	1.2E-10	7.9E-12	2.4E-07	
Fraction of Total	3.7E-02	9.6E-01	4.8E-04	3.2E-05		

----- AREA_CODE=h MEDIA=UCRS Groundwater -----						
Analyte	Ingestion of venison	Ingestion of fish	Ingestion of rabbit	Ingestion of quail	Chemical Total	% of Total
Aluminum						
Barium						
Iron						
Manganese						
Nickel						
Nitrate as Nitrogen						
Silica						
Tetraoxo-sulfate(1-)						
Vanadium						
Zinc						
Radon-222						
Pathway Total						
Fraction of Total						

----- AREA_CODE=i MEDIA=McNairy Groundwater -----						
Analyte	Ingestion of venison	Ingestion of fish	Ingestion of rabbit	Ingestion of quail	Chemical Total	% of Total
Manganese						
Silica						
Tetraoxo-sulfate(1-)						
Vanadium						
Pathway Total						
Fraction of Total						

----- AREA_CODE=i MEDIA=RGa Groundwater -----						
Analyte	Ingestion of venison	Ingestion of fish	Ingestion of rabbit	Ingestion of quail	Chemical Total	% of Total
Aluminum						
Antimony						
Arsenic	8.8E-09		1.1E-10	6.8E-12	8.9E-09	0.00
Barium						
Beryllium	3.7E-08	6.6E-04	4.8E-10	2.8E-11	6.6E-04	12.98
Bicarbonate						

Table 5.6b Excess lifetime cancer risks from biota consumption for the recreator (continued)

----- AREA_CODE=i MEDIA=RGA Groundwater -----						
(continued)						
Analyte	Ingestion of venison	Ingestion of fish	Ingestion of rabbit	Ingestion of quail	Chemical Total	% of Total
Boron						
Cadmium						
Cerium						
Chromium						
Cobalt						
Copper						
Fluoride						
Gallium						
Iron						
Lithium						
Manganese						
Mercury						
Nickel						
Selenium						
Silica						
Silver						
Sulfate						
Tetraoxo-sulfate(1-)						
Thorium						
Titanium						
Uranium						
Vanadium						
Zinc						
Zirconium						
1,2-Dichlorobenzene						
1,2-Dichloroethene						
1,3,5-Trimethylbenzene						
1,4-Dichlorobenzene	1.0E-13	6.5E-08	1.3E-15		6.5E-08	0.00
4-Bromofluorobenzene						
4-Methyl-2-pentanone						
Acetone						
Acrylonitrile	2.6E-13	9.5E-07	3.4E-15		9.5E-07	0.02
Benzene	9.9E-14	1.3E-07	1.3E-15		1.3E-07	0.00
Bis(2-ethylhexyl)phthalate	1.6E-10	4.5E-05	2.1E-12		4.5E-05	0.88
Bromomethane						
Carbazole	3.0E-11	1.5E-05	3.8E-13		1.5E-05	0.30
Chloroform	3.3E-14	4.6E-08	4.3E-16		4.6E-08	0.00
Chloromethane	5.7E-15	1.5E-08	7.4E-17		1.5E-08	0.00
Chrysene	5.9E-11	1.1E-05	7.7E-13		1.1E-05	0.21
Di-n-butyl phthalate						
Dimethylbenzene						
Ethanol						
Ethylbenzene						
Methylene chloride	1.4E-14	3.0E-08	1.9E-16		3.0E-08	0.00
PCB-1254	2.3E-08	3.5E-03	3.0E-10	1.7E-09	3.5E-03	68.67
Polychlorinated biphenyl	5.4E-09	8.3E-04	7.0E-11		8.3E-04	16.23
Tetrachloroethene	1.1E-12	1.1E-06	1.5E-14		1.1E-06	0.02
Trichloroethene	3.1E-13	3.4E-07	4.0E-15		3.4E-07	0.01
Vinyl chloride	1.3E-12	2.5E-06	1.7E-14		2.5E-06	0.05
m,p-Xylene						
trans-1,3-Dichloropropene						
Americium-241	7.5E-12	1.0E-06	1.0E-13	9.1E-13	1.0E-06	0.02
Cesium-137	9.7E-10	6.9E-06	1.3E-11	1.6E-10	6.9E-06	0.14
Cobalt-60	2.0E-12	1.1E-06	2.7E-14	3.3E-11	1.1E-06	0.02
Radium-226	3.2E-09	2.2E-05	4.3E-11		2.2E-05	0.44
Radon-222						
Technetium-99	1.1E-11	4.1E-07	1.6E-13	2.8E-12	4.1E-07	0.01
Pathway Total	7.8E-08	5.1E-03	1.0E-09	1.9E-09	5.1E-03	
Fraction of Total	1.5E-05	1.0E+00	2.0E-07	3.8E-07		

Table 5.6b Excess lifetime cancer risks from biota consumption for the recreator (continued)

----- AREA_CODE=i MEDIA=UCRS Groundwater -----						
Analyte	Ingestion of venison	Ingestion of fish	Ingestion of rabbit	Ingestion of quail	Chemical Total	% of Total
Aluminum						
Antimony						
Arsenic	2.2E-08		2.8E-10	1.7E-11	2.2E-08	0.05
Barium						
Cadmium						
Chromium						
Cobalt						
Copper						
Fluoride						
Iron						
Lead						
Manganese						
Mercury						
Nickel						
Silica						
Silver						
Sulfate						
Tetraoxo-sulfate(1-)						
Thallium						
Uranium						
Vanadium						
Zinc						
Benzene	2.4E-13	3.2E-07	3.2E-15		3.2E-07	0.76
Bromodichloromethane	5.3E-13	7.0E-07	6.9E-15		7.0E-07	1.67
Chloroform	4.7E-14	6.6E-08	6.1E-16		6.6E-08	0.16
Dibromochloromethane	7.2E-13	9.0E-07	9.4E-15		9.0E-07	2.13
Ethanol						
Methylene chloride	1.7E-14	3.6E-08	2.3E-16		3.6E-08	0.08
Trichloroethene	2.5E-13	2.8E-07	3.3E-15		2.8E-07	0.67
Cesium-137	2.0E-09	1.5E-05	2.8E-11	3.3E-10	1.5E-05	34.56
Cobalt-60	3.7E-12	2.0E-06	5.0E-14	6.0E-11	2.0E-06	4.69
Radium-226	3.3E-09	2.3E-05	4.5E-11		2.3E-05	54.73
Radon-222						
Technetium-99	6.0E-12	2.1E-07	8.2E-14	1.4E-12	2.1E-07	0.51
Pathway Total	2.7E-08	4.2E-05	3.5E-10	4.1E-10	4.2E-05	
Fraction of Total	6.4E-04	1.0E+00	8.3E-06	9.6E-06		

----- AREA_CODE=j MEDIA=McNairy Groundwater -----						
Analyte	Ingestion of venison	Ingestion of fish	Ingestion of rabbit	Ingestion of quail	Chemical Total	% of Total
Aluminum						
Arsenic	2.8E-07		3.6E-09	2.1E-10	2.8E-07	100.0
Manganese						
Molybdenum						
Sulfate						
Pathway Total	2.8E-07		3.6E-09	2.1E-10	2.8E-07	
Fraction of Total	9.9E-01		1.3E-02	7.6E-04		

----- AREA_CODE=j MEDIA=RGa Groundwater -----						
Analyte	Ingestion of venison	Ingestion of fish	Ingestion of rabbit	Ingestion of quail	Chemical Total	% of Total
Aluminum						
Arsenic	1.4E-08		1.8E-10	1.1E-11	1.4E-08	100.0
Iron						
Manganese						
Molybdenum						

Table 5.6b Excess lifetime cancer risks from biota consumption for the recreator (continued)

----- AREA_CODE=j MEDIA=RGA Groundwater -----						
(continued)						
Analyte	Ingestion of venison	Ingestion of fish	Ingestion of rabbit	Ingestion of quail	Chemical Total	% of Total
Silica						
Sulfate						
Thallium						
Vanadium						
Pathway Total	1.4E-08		1.8E-10	1.1E-11	1.4E-08	
Fraction of Total	9.9E-01		1.3E-02	7.6E-04		
----- AREA_CODE=k MEDIA=Other Groundwater -----						
Analyte	Ingestion of venison	Ingestion of fish	Ingestion of rabbit	Ingestion of quail	Chemical Total	% of Total
Aluminum						
Ammonia as Nitrogen						
Antimony						
Arsenic	8.8E-09		1.1E-10	6.8E-12	8.9E-09	0.00
Barium						
Beryllium	2.8E-08	5.0E-04	3.6E-10	2.1E-11	5.0E-04	78.43
Cadmium						
Chromium						
Cobalt						
Fluoride						
Iron						
Kjeldahl Nitrogen						
Lead						
Manganese						
Mercury						
Nickel						
Nitrate as Nitrogen						
Silica						
Strontium						
Sulfate						
Sulfide						
Tetraoxo-sulfate(1-)						
Tin						
Uranium						
Vanadium						
Zinc						
1,1-Dichloroethane						
1,1-Dichloroethene	2.7E-11	4.3E-05	3.5E-13		4.3E-05	6.74
1,2-Dichloroethene						
Acetone						
Di-n-butyl phthalate						
Methylene chloride	1.8E-14	3.7E-08	2.3E-16		3.7E-08	0.01
Naphthalene						
Phenanthrene						
Trichloroethene	2.4E-12	2.7E-06	3.2E-14		2.7E-06	0.43
Vinyl chloride	1.9E-11	3.8E-05	2.5E-13		3.8E-05	5.95
cis-1,2-Dichloroethene						
Neptunium-237	1.4E-10	9.8E-07	1.9E-12	1.1E-13	9.8E-07	0.16
Radium-226	3.0E-09	2.1E-05	4.1E-11		2.1E-05	3.35
Radon-222						
Technetium-99	2.0E-12	7.3E-08	2.8E-14	4.9E-13	7.3E-08	0.01
Thorium-228	1.3E-08	2.6E-05	1.8E-10	2.1E-14	2.6E-05	4.10
Uranium-234	4.0E-11	2.4E-07	5.4E-13	1.1E-10	2.4E-07	0.04
Uranium-235	7.0E-12	3.5E-07	9.6E-14	1.4E-11	3.5E-07	0.05
Uranium-238	8.3E-11	4.6E-06	1.1E-12	1.6E-10	4.6E-06	0.73
Pathway Total	5.3E-08	6.3E-04	7.0E-10	3.1E-10	6.3E-04	
Fraction of Total	8.4E-05	1.0E+00	1.1E-06	4.9E-07		

Table 5.6b Excess lifetime cancer risks from biota consumption for the recreator (continued)

----- AREA_CODE=1 MEDIA=McNairy Groundwater -----

Analyte	Ingestion of venison	Ingestion of fish	Ingestion of rabbit	Ingestion of quail	Chemical Total	% of Total
Aluminum						
Antimony						
Nitrate as Nitrogen						
Silica						
Tetraoxo-sulfate(1-)						
Thallium						
Zinc						
Trichloroethene	3.3E-11	3.7E-05	4.3E-13		3.7E-05	98.20
Technetium-99	1.9E-11	6.8E-07	2.6E-13	4.6E-12	6.8E-07	1.80
Pathway Total	5.2E-11	3.8E-05	6.9E-13	4.6E-12	3.8E-05	
Fraction of Total	1.4E-06	1.0E+00	1.8E-08	1.2E-07		

----- AREA_CODE=1 MEDIA=Other Groundwater -----

Analyte	Ingestion of venison	Ingestion of fish	Ingestion of rabbit	Ingestion of quail	Chemical Total	% of Total
Methylene chloride	2.0E-14	4.2E-08	2.6E-16		4.2E-08	100.0
Pathway Total	2.0E-14	4.2E-08	2.6E-16		4.2E-08	
Fraction of Total	4.9E-07	1.0E+00	6.3E-09			

----- AREA_CODE=1 MEDIA=RGAs Groundwater -----

Analyte	Ingestion of venison	Ingestion of fish	Ingestion of rabbit	Ingestion of quail	Chemical Total	% of Total
Aluminum						
Arsenic	1.1E-08		1.4E-10	8.1E-12	1.1E-08	0.00
Barium						
Beryllium	2.8E-08	4.9E-04	3.6E-10	2.1E-11	4.9E-04	3.14
Cadmium						
Chromium						
Cobalt						
Fluoride						
Iron						
Lead						
Manganese						
Mercury						
Molybdenum						
Nitrate as Nitrogen						
Selenium						
Silica						
Sulfate						
Tetraoxo-sulfate(1-)						
Thallium						
Tin						
Uranium						
Vanadium						
Zinc						
1,1,2-Trichloroethane	3.1E-13	4.3E-07	4.0E-15		4.3E-07	0.00
1,1-Dichloroethene	6.7E-11	1.0E-04	8.6E-13		1.0E-04	0.66
1,2-Dichloroethane	8.6E-14	1.6E-07	1.1E-15		1.6E-07	0.00
Acetone						
Bis(2-ethylhexyl)phthalate	6.0E-11	1.7E-05	7.8E-13		1.7E-05	0.11
Butyl benzyl phthalate						
Carbon tetrachloride	3.6E-10	3.2E-04	4.6E-12		3.2E-04	2.03
Chlorobenzene						
Chloroform	2.3E-13	3.2E-07	3.0E-15		3.2E-07	0.00
Di-n-butyl phthalate						
Dimethylbenzene						

Table 5.6b Excess lifetime cancer risks from biota consumption for the recreator (continued)

----- AREA_CODE=1 MEDIA=RGA Groundwater -----						
(continued)						
Analyte	Ingestion of venison	Ingestion of fish	Ingestion of rabbit	Ingestion of quail	Chemical Total	% of Total
Ethane						
Ethylbenzene						
Ethylene						
Methylene chloride	5.1E-14	1.0E-07	6.6E-16		1.0E-07	0.00
Tetrachloroethene	1.8E-10	1.8E-04	2.3E-12		1.8E-04	1.14
Trichloroethene	1.0E-09	1.2E-03	1.4E-11		1.2E-03	7.43
Vinyl chloride	5.9E-09	1.1E-02	7.6E-11		1.1E-02	72.77
cis-1,2-Dichloroethene						
trans-1,2-Dichloroethene						
Americium-241	8.9E-12	1.2E-06	1.2E-13	1.1E-12	1.2E-06	0.01
Cesium-137	4.7E-08	3.4E-04	6.4E-10	7.6E-09	3.4E-04	2.14
Cobalt-60	2.5E-12	1.4E-06	3.5E-14	4.1E-11	1.4E-06	0.01
Neptunium-237	3.6E-10	2.6E-06	5.0E-12	2.9E-13	2.6E-06	0.02
Plutonium-239	1.5E-13	8.0E-08	2.0E-15	3.6E-14	8.0E-08	0.00
Radium-226	2.3E-07	1.6E-03	3.1E-09		1.6E-03	10.21
Radon-222						
Technetium-99	7.0E-11	2.5E-06	9.5E-13	1.7E-11	2.5E-06	0.02
Thorium-230	2.9E-12	5.2E-07	3.9E-14	2.3E-15	5.2E-07	0.00
Uranium-234	3.1E-11	1.8E-07	4.2E-13	8.3E-11	1.8E-07	0.00
Uranium-235	3.5E-11	1.7E-06	4.8E-13	7.1E-11	1.7E-06	0.01
Uranium-235/236	3.5E-12	1.7E-07	4.8E-14	7.1E-12	1.7E-07	0.00
Uranium-238	8.0E-10	4.4E-05	1.1E-11	1.5E-09	4.4E-05	0.28
Pathway Total	3.2E-07	1.6E-02	4.4E-09	9.4E-09	1.6E-02	
Fraction of Total	2.0E-05	1.0E+00	2.8E-07	6.0E-07		

----- AREA_CODE=1 MEDIA=UCRS Groundwater -----						
Analyte	Ingestion of venison	Ingestion of fish	Ingestion of rabbit	Ingestion of quail	Chemical Total	% of Total
Aluminum						
Ammonia as Nitrogen						
Antimony						
Arsenic	4.6E-08		6.0E-10	3.6E-11	4.7E-08	0.00
Barium						
Beryllium	7.9E-09	1.4E-04	1.0E-10	6.1E-12	1.4E-04	0.89
Cadmium						
Chromium						
Cobalt						
Fluoride						
Iron						
Kjeldahl Nitrogen						
Lead						
Manganese						
Mercury						
Molybdenum						
Nickel						
Nitrate as Nitrogen						
Nitrate/Nitrite						
Orthophosphate						
Selenium						
Silica						
Strontium						
Sulfate						
Sulfide						
Tetraoxo-sulfate(1-)						
Thallium						
Tin						
Uranium						
Vanadium						

Table 5.6b Excess lifetime cancer risks from biota consumption for the recreator (continued)

----- AREA_CODE=1 MEDIA=UCRS Groundwater -----						
(continued)						
Analyte	Ingestion of venison	Ingestion of fish	Ingestion of rabbit	Ingestion of quail	Chemical Total	% of Total
Zinc						
1,1-Dichloroethene	2.0E-10	3.2E-04	2.7E-12		3.2E-04	2.01
1,2-Dichloroethane	1.6E-13	2.9E-07	2.0E-15		2.9E-07	0.00
1,2-Dichloroethene						
2,4-Dimethylphenol						
Benzene	7.7E-13	1.0E-06	1.0E-14		1.0E-06	0.01
Bis(2-ethylhexyl)phthalate	3.0E-11	8.4E-06	3.9E-13		8.4E-06	0.05
Chloroethane						
Chloroform	2.8E-13	3.9E-07	3.6E-15		3.9E-07	0.00
Di-n-butyl phthalate						
Dimethylbenzene						
Ethane						
Ethylbenzene						
Ethylene						
Fluorene						
Isophorone	6.5E-15	1.1E-08	8.4E-17		1.1E-08	0.00
Methylene chloride	4.1E-14	8.5E-08	5.4E-16		8.5E-08	0.00
Naphthalene						
Phenanthrene						
Trichloroethene	2.5E-09	2.8E-03	3.2E-11		2.8E-03	17.57
Vinyl chloride	6.5E-09	1.2E-02	8.4E-11		1.2E-02	79.03
cis-1,2-Dichloroethene						
trans-1,2-Dichloroethene						
Americium-241	6.4E-12	8.6E-07	8.7E-14	7.7E-13	8.6E-07	0.01
Cobalt-60	3.2E-12	1.7E-06	4.4E-14	5.3E-11	1.7E-06	0.01
Neptunium-237	2.2E-10	1.6E-06	3.0E-12	1.8E-13	1.6E-06	0.01
Plutonium-239	9.0E-13	4.8E-07	1.2E-14	2.2E-13	4.8E-07	0.00
Radium-226	2.3E-09	1.6E-05	3.1E-11		1.6E-05	0.10
Radon-222						
Technetium-99	3.7E-11	1.3E-06	5.0E-13	8.9E-12	1.3E-06	0.01
Thorium-228	1.1E-08	2.1E-05	1.5E-10	1.7E-14	2.1E-05	0.13
Uranium-234	8.2E-11	4.9E-07	1.1E-12	2.2E-10	4.9E-07	0.00
Uranium-235	2.5E-11	1.2E-06	3.5E-13	5.1E-11	1.2E-06	0.01
Uranium-235/236	2.1E-12	1.1E-07	2.9E-14	4.4E-12	1.1E-07	0.00
Uranium-238	4.3E-10	2.4E-05	5.9E-12	8.3E-10	2.4E-05	0.15
Pathway Total	7.7E-08	1.6E-02	1.0E-09	1.2E-09	1.6E-02	
Fraction of Total	4.9E-06	1.0E+00	6.4E-08	7.6E-08		

----- AREA_CODE=m MEDIA=McNairy Groundwater -----						
Analyte	Ingestion of venison	Ingestion of fish	Ingestion of rabbit	Ingestion of quail	Chemical Total	% of Total
Aluminum						
Arsenic	1.8E-08		2.4E-10	1.4E-11	1.9E-08	0.00
Barium						
Beryllium	3.2E-08	5.7E-04	4.1E-10	2.4E-11	5.7E-04	95.71
Cadmium						
Chromium						
Cobalt						
Fluoride						
Iron						
Manganese						
Mercury						
Molybdenum						
Nickel						
Silica						
Sulfate						
Tetraoxo-sulfate(1-)						
Uranium						

Table 5.6b Excess lifetime cancer risks from biota consumption for the recreator (continued)

----- AREA_CODE=m MEDIA=McNairy Groundwater -----						
(continued)						
Analyte	Ingestion of venison	Ingestion of fish	Ingestion of rabbit	Ingestion of quail	Chemical Total	% of Total
Vanadium						
Zinc						
Trichloroethene	1.1E-13	1.3E-07	1.5E-15		1.3E-07	0.02
Neptunium-237	1.2E-11	8.5E-08	1.6E-13	9.7E-15	8.5E-08	0.01
Plutonium-239	2.1E-13	1.2E-07	2.9E-15	5.2E-14	1.2E-07	0.02
Radium-226	3.5E-09	2.5E-05	4.8E-11		2.5E-05	4.15
Radon-222						
Technetium-99	1.5E-12	5.3E-08	2.0E-14	3.6E-13	5.3E-08	0.01
Thorium-230	2.4E-12	4.4E-07	3.3E-14	2.0E-15	4.4E-07	0.07
Pathway Total	5.3E-08	5.9E-04	7.0E-10	3.9E-11	5.9E-04	
Fraction of Total	9.0E-05	1.0E+00	1.2E-06	6.6E-08		

----- AREA_CODE=m MEDIA=Other Groundwater -----						
Analyte	Ingestion of venison	Ingestion of fish	Ingestion of rabbit	Ingestion of quail	Chemical Total	% of Total
Aluminum						
Ammonia as Nitrogen						
Antimony						
Arsenic	8.6E-09		1.1E-10	6.6E-12	8.7E-09	0.00
Barium						
Beryllium	1.3E-08	2.3E-04	1.6E-10	9.8E-12	2.3E-04	64.23
Cadmium						
Chromium						
Cobalt						
Fluoride						
Iron						
Kjeldahl Nitrogen						
Lead						
Manganese						
Mercury						
Nickel						
Nitrate as Nitrogen						
Silica						
Strontium						
Sulfate						
Sulfide						
Tetraoxo-sulfate(1-)						
Thallium						
Tin						
Uranium						
Vanadium						
Zinc						
1,1-Dichloroethane						
1,1-Dichloroethene	2.7E-11	4.2E-05	3.5E-13		4.2E-05	11.89
1,2-Dichloroethene						
Acetone						
Di-n-butyl phthalate						
Methylene chloride	1.8E-14	3.7E-08	2.3E-16		3.7E-08	0.01
Naphthalene						
Phenanthrene						
Trichloroethene	1.8E-12	2.0E-06	2.4E-14		2.0E-06	0.57
Vinyl chloride	1.9E-11	3.8E-05	2.5E-13		3.8E-05	10.64
cis-1,2-Dichloroethene						
Neptunium-237	4.7E-11	3.4E-07	6.5E-13	3.9E-14	3.4E-07	0.10
Radium-226	1.8E-09	1.3E-05	2.5E-11		1.3E-05	3.61
Radon-222						
Technetium-99	1.9E-12	6.8E-08	2.6E-14	4.6E-13	6.8E-08	0.02
Thorium-228	1.3E-08	2.6E-05	1.8E-10	2.1E-14	2.6E-05	7.32

Table 5.6b Excess lifetime cancer risks from biota consumption for the recreator (continued)

----- AREA_CODE=m MEDIA=Other Groundwater ----- (continued)						
Analyte	Ingestion of venison	Ingestion of fish	Ingestion of rabbit	Ingestion of quail	Chemical Total	% of Total
Thorium-230	2.9E-12	5.2E-07	4.0E-14	2.4E-15	5.2E-07	0.15
Uranium-234	4.0E-11	2.4E-07	5.4E-13	1.1E-10	2.4E-07	0.07
Uranium-235	7.0E-12	3.5E-07	9.6E-14	1.4E-11	3.5E-07	0.10
Uranium-238	8.3E-11	4.6E-06	1.1E-12	1.6E-10	4.6E-06	1.30
Pathway Total	3.7E-08	3.5E-04	4.9E-10	3.0E-10	3.5E-04	
Fraction of Total	1.0E-04	1.0E+00	1.4E-06	8.4E-07		

----- AREA_CODE=m MEDIA=RGa Groundwater -----						
Analyte	Ingestion of venison	Ingestion of fish	Ingestion of rabbit	Ingestion of quail	Chemical Total	% of Total
Aluminum						
Antimony						
Arsenic	8.5E-09		1.1E-10	6.6E-12	8.7E-09	0.00
Barium						
Beryllium	3.3E-08	5.9E-04	4.3E-10	2.6E-11	5.9E-04	11.64
Bicarbonate						
Boron						
Cadmium						
Cerium						
Chromium						
Cobalt						
Copper						
Fluoride						
Gallium						
Iron						
Lead						
Lithium						
Manganese						
Mercury						
Molybdenum						
Nickel						
Nitrate as Nitrogen						
Selenium						
Silica						
Silver						
Sulfate						
Tetraoxo-sulfate(1-)						
Thallium						
Thorium						
Titanium						
Uranium						
Vanadium						
Zinc						
Zirconium						
1,1-Dichloroethene	2.0E-11	3.2E-05	2.7E-13		3.2E-05	0.62
1,2-Dichlorobenzene						
1,2-Dichloroethene						
1,3,5-Trimethylbenzene						
1,4-Dichlorobenzene	1.0E-13	6.5E-08	1.3E-15		6.5E-08	0.00
2-Butanone						
4-Bromofluorobenzene						
4-Methyl-2-pentanone						
Acetone						
Acrylonitrile	2.6E-13	9.5E-07	3.4E-15		9.5E-07	0.02
Benzene	9.9E-14	1.3E-07	1.3E-15		1.3E-07	0.00
Bis(2-ethylhexyl)phthalate	1.8E-10	5.0E-05	2.3E-12		5.0E-05	0.99
Bromomethane						
Carbazole	3.9E-11	2.0E-05	5.1E-13		2.0E-05	0.39

Table 5.6b Excess lifetime cancer risks from biota consumption for the recreator (continued)

----- AREA_CODE=m MEDIA=RGA Groundwater -----						
(continued)						
Analyte	Ingestion of venison	Ingestion of fish	Ingestion of rabbit	Ingestion of quail	Chemical Total	% of Total
Carbon tetrachloride	1.3E-12	1.2E-06	1.7E-14		1.2E-06	0.02
Chloroform	3.3E-14	4.6E-08	4.3E-16		4.6E-08	0.00
Chloromethane	5.7E-15	1.5E-08	7.4E-17		1.5E-08	0.00
Chrysene	5.9E-11	1.1E-05	7.7E-13		1.1E-05	0.21
Di-n-butyl phthalate						
Dimethylbenzene						
Ethanol						
Ethylbenzene						
Methylene chloride	1.5E-14	3.0E-08	1.9E-16		3.0E-08	0.00
PCB-1254	2.3E-08	3.5E-03	3.0E-10	1.7E-09	3.5E-03	68.43
Polychlorinated biphenyl	5.4E-09	8.3E-04	7.0E-11		8.3E-04	16.18
Tetrachloroethene	1.1E-12	1.1E-06	1.5E-14		1.1E-06	0.02
Trichloroethene	4.4E-11	4.9E-05	5.7E-13		4.9E-05	0.96
Vinyl chloride	1.3E-12	2.5E-06	1.7E-14		2.5E-06	0.05
cis-1,2-Dichloroethene						
m,p-Xylene						
trans-1,2-Dichloroethene						
trans-1,3-Dichloropropene						
Americium-241	4.1E-12	5.6E-07	5.7E-14	5.0E-13	5.6E-07	0.01
Cesium-137	8.1E-10	5.8E-06	1.1E-11	1.3E-10	5.8E-06	0.11
Cobalt-60	2.0E-12	1.1E-06	2.8E-14	3.3E-11	1.1E-06	0.02
Neptunium-237	6.8E-11	4.8E-07	9.3E-13	5.5E-14	4.8E-07	0.01
Plutonium-239	1.4E-13	7.4E-08	1.9E-15	3.3E-14	7.4E-08	0.00
Radium-226	2.0E-09	1.4E-05	2.7E-11		1.4E-05	0.27
Radon-222						
Technetium-99	2.5E-11	9.1E-07	3.5E-13	6.2E-12	9.1E-07	0.02
Thorium-230	2.5E-12	4.6E-07	3.5E-14	2.1E-15	4.6E-07	0.01
Pathway Total	7.3E-08	5.1E-03	9.5E-10	1.9E-09	5.1E-03	
Fraction of Total	1.4E-05	1.0E+00	1.9E-07	3.8E-07		

----- AREA_CODE=m MEDIA=UCRS Groundwater -----						
Analyte	Ingestion of venison	Ingestion of fish	Ingestion of rabbit	Ingestion of quail	Chemical Total	% of Total
Aluminum						
Antimony						
Arsenic	1.3E-08		1.7E-10	1.0E-11	1.3E-08	0.03
Barium						
Cadmium						
Chromium						
Cobalt						
Copper						
Fluoride						
Iron						
Lead						
Manganese						
Mercury						
Nickel						
Nitrate as Nitrogen						
Silica						
Silver						
Sulfate						
Tetraoxo-sulfate(1-)						
Thallium						
Uranium						
Vanadium						
Zinc						
Benzene	3.1E-13	4.1E-07	4.0E-15		4.1E-07	0.90
Bromodichloromethane	1.9E-12	2.5E-06	2.5E-14		2.5E-06	5.48

Table 5.6b Excess lifetime cancer risks from biota consumption for the recreator (continued)

----- AREA_CODE=m MEDIA=UCRS Groundwater -----						
(continued)						
Analyte	Ingestion of venison	Ingestion of fish	Ingestion of rabbit	Ingestion of quail	Chemical Total	% of Total
Chloroform	1.8E-13	2.5E-07	2.3E-15		2.5E-07	0.54
Dibromochloromethane	7.2E-13	9.0E-07	9.4E-15		9.0E-07	1.96
Ethanol						
Methylene chloride	1.7E-14	3.5E-08	2.2E-16		3.5E-08	0.08
Trichloroethene	2.8E-13	3.1E-07	3.6E-15		3.1E-07	0.69
Cesium-137	2.0E-09	1.5E-05	2.8E-11	3.3E-10	1.5E-05	31.94
Cobalt-60	3.7E-12	2.0E-06	5.0E-14	6.0E-11	2.0E-06	4.33
Neptunium-237	4.1E-11	2.9E-07	5.6E-13	3.3E-14	2.9E-07	0.64
Plutonium-239	3.8E-13	2.0E-07	5.2E-15	9.2E-14	2.0E-07	0.45
Radium-226	3.4E-09	2.4E-05	4.7E-11		2.4E-05	52.63
Radon-222						
Technetium-99	4.4E-12	1.6E-07	6.0E-14	1.1E-12	1.6E-07	0.34
Pathway Total	1.9E-08	4.6E-05	2.4E-10	4.0E-10	4.6E-05	
Fraction of Total	4.0E-04	1.0E+00	5.3E-06	8.7E-06		

----- AREA_CODE=n MEDIA=McNairy Groundwater -----						
Analyte	Ingestion of venison	Ingestion of fish	Ingestion of rabbit	Ingestion of quail	Chemical Total	% of Total
Aluminum						
Antimony						
Arsenic	1.5E-08		2.0E-10	1.2E-11	1.5E-08	0.00
Barium						
Beryllium	3.2E-08	5.7E-04	4.1E-10	2.5E-11	5.7E-04	94.03
Cadmium						
Chromium						
Cobalt						
Fluoride						
Iron						
Manganese						
Mercury						
Molybdenum						
Nickel						
Nitrate as Nitrogen						
Silica						
Sulfate						
Tetraoxo-sulfate(1-)						
Thallium						
Uranium						
Vanadium						
Zinc						
Trichloroethene	1.2E-11	1.4E-05	1.6E-13		1.4E-05	2.30
Neptunium-237	3.1E-11	2.2E-07	4.3E-13	2.5E-14	2.2E-07	0.04
Plutonium-239	1.7E-13	9.4E-08	2.4E-15	4.2E-14	9.4E-08	0.02
Radium-226	3.0E-09	2.1E-05	4.1E-11		2.1E-05	3.52
Radon-222						
Technetium-99	7.7E-12	2.8E-07	1.1E-13	1.9E-12	2.8E-07	0.05
Thorium-230	2.0E-12	3.5E-07	2.7E-14	1.6E-15	3.5E-07	0.06
Pathway Total	5.0E-08	6.1E-04	6.5E-10	3.8E-11	6.1E-04	
Fraction of Total	8.3E-05	1.0E+00	1.1E-06	6.3E-08		

----- AREA_CODE=n MEDIA=Other Groundwater -----						
Analyte	Ingestion of venison	Ingestion of fish	Ingestion of rabbit	Ingestion of quail	Chemical Total	% of Total
Aluminum						
Ammonia as Nitrogen						

Table 5.6b Excess lifetime cancer risks from biota consumption for the recreator (continued)

----- AREA_CODE=n MEDIA=Other Groundwater -----						
(continued)						
Analyte	Ingestion of venison	Ingestion of fish	Ingestion of rabbit	Ingestion of quail	Chemical Total	% of Total
Antimony						
Arsenic	8.6E-09		1.1E-10	6.6E-12	8.7E-09	0.00
Barium						
Beryllium	1.3E-08	2.3E-04	1.6E-10	9.8E-12	2.3E-04	64.33
Cadmium						
Chromium						
Cobalt						
Fluoride						
Iron						
Kjeldahl Nitrogen						
Lead						
Manganese						
Mercury						
Nickel						
Nitrate as Nitrogen						
Silica						
Strontium						
Sulfate						
Sulfide						
Tetraoxo-sulfate(1-)						
Thallium						
Tin						
Uranium						
Vanadium						
Zinc						
1,1-Dichloroethane						
1,1-Dichloroethene	2.7E-11	4.1E-05	3.5E-13		4.1E-05	11.76
1,2-Dichloroethene						
Acetone						
Di-n-butyl phthalate						
Methylene chloride	1.7E-14	3.5E-08	2.2E-16		3.5E-08	0.01
Naphthalene						
Phenanthrene						
Trichloroethene	1.8E-12	2.0E-06	2.3E-14		2.0E-06	0.57
Vinyl chloride	1.9E-11	3.8E-05	2.5E-13		3.8E-05	10.65
cis-1,2-Dichloroethene						
Neptunium-237	4.7E-11	3.4E-07	6.5E-13	3.9E-14	3.4E-07	0.10
Radium-226	1.8E-09	1.3E-05	2.5E-11		1.3E-05	3.62
Radon-222						
Technetium-99	1.9E-12	6.8E-08	2.6E-14	4.6E-13	6.8E-08	0.02
Thorium-228	1.3E-08	2.6E-05	1.8E-10	2.1E-14	2.6E-05	7.33
Thorium-230	2.9E-12	5.2E-07	4.0E-14	2.4E-15	5.2E-07	0.15
Uranium-234	4.0E-11	2.4E-07	5.4E-13	1.1E-10	2.4E-07	0.07
Uranium-235	7.0E-12	3.5E-07	9.6E-14	1.4E-11	3.5E-07	0.10
Uranium-238	8.3E-11	4.6E-06	1.1E-12	1.6E-10	4.6E-06	1.30
Pathway Total	3.7E-08	3.5E-04	4.9E-10	3.0E-10	3.5E-04	
Fraction of Total	1.0E-04	1.0E+00	1.4E-06	8.4E-07		

----- AREA_CODE=n MEDIA=RGA Groundwater -----						
Analyte	Ingestion of venison	Ingestion of fish	Ingestion of rabbit	Ingestion of quail	Chemical Total	% of Total
Aluminum						
Antimony						
Arsenic	9.3E-09		1.2E-10	7.2E-12	9.4E-09	0.00
Barium						
Beryllium	3.1E-08	5.6E-04	4.1E-10	2.4E-11	5.6E-04	4.64
Bicarbonate						
Boron						

Table 5.6b Excess lifetime cancer risks from biota consumption for the recreator (continued)

----- AREA_CODE=n MEDIA=RGA Groundwater -----						
(continued)						
Analyte	Ingestion of venison	Ingestion of fish	Ingestion of rabbit	Ingestion of quail	Chemical Total	% of Total
Cadmium						
Cerium						
Chromium						
Cobalt						
Copper						
Fluoride						
Gallium						
Iron						
Lead						
Lithium						
Manganese						
Mercury						
Molybdenum						
Nickel						
Nitrate as Nitrogen						
Selenium						
Silica						
Silver						
Sulfate						
Tetraoxo-sulfate(1-)						
Thallium						
Thorium						
Tin						
Titanium						
Uranium						
Vanadium						
Zinc						
Zirconium						
1,1,2-Trichloroethane	3.1E-13	4.3E-07	4.0E-15		4.3E-07	0.00
1,1-Dichloroethene	6.7E-11	1.0E-04	8.6E-13		1.0E-04	0.86
1,2-Dichlorobenzene						
1,2-Dichloroethane	8.6E-14	1.6E-07	1.1E-15		1.6E-07	0.00
1,2-Dichloroethene						
1,3,5-Trimethylbenzene						
1,4-Dichlorobenzene	1.0E-13	6.5E-08	1.3E-15		6.5E-08	0.00
2-Butanone						
4-Bromofluorobenzene						
4-Methyl-2-pentanone						
Acetone						
Acrylonitrile	2.6E-13	9.5E-07	3.4E-15		9.5E-07	0.01
Benzene	9.9E-14	1.3E-07	1.3E-15		1.3E-07	0.00
Bis(2-ethylhexyl)phthalate	1.6E-10	4.6E-05	2.1E-12		4.6E-05	0.38
Bromomethane						
Butyl benzyl phthalate						
Carbazole	2.0E-11	1.0E-05	2.6E-13		1.0E-05	0.08
Carbon tetrachloride	3.6E-10	3.2E-04	4.6E-12		3.2E-04	2.63
Chlorobenzene						
Chloroform	2.3E-13	3.2E-07	3.0E-15		3.2E-07	0.00
Chloromethane	5.7E-15	1.5E-08	7.4E-17		1.5E-08	0.00
Chrysene	5.9E-11	1.1E-05	7.7E-13		1.1E-05	0.09
Di-n-butyl phthalate						
Dimethylbenzene						
Ethane						
Ethanol						
Ethylbenzene						
Ethylene						
Methylene chloride	1.8E-13	3.6E-07	2.3E-15		3.6E-07	0.00
PCB-1254	2.4E-08	3.7E-03	3.1E-10	1.8E-09	3.7E-03	30.56
Polychlorinated biphenyl	5.4E-09	8.3E-04	7.0E-11		8.3E-04	6.84
Tetrachloroethene	1.8E-10	1.8E-04	2.3E-12		1.8E-04	1.48
Trichloroethene	5.0E-10	5.6E-04	6.5E-12		5.6E-04	4.64

Table 5.6b Excess lifetime cancer risks from biota consumption for the recreator (continued)

----- AREA_CODE=n MEDIA=RGA Groundwater -----						
(continued)						
Analyte	Ingestion of venison	Ingestion of fish	Ingestion of rabbit	Ingestion of quail	Chemical Total	% of Total
Vinyl chloride	2.3E-09	4.4E-03	2.9E-11		4.4E-03	36.30
cis-1,2-Dichloroethene						
m,p-Xylene						
trans-1,2-Dichloroethene						
trans-1,3-Dichloropropene						
Americium-241	5.2E-12	7.0E-07	7.1E-14	6.3E-13	7.0E-07	0.01
Cesium-137	4.7E-08	3.4E-04	6.4E-10	7.6E-09	3.4E-04	2.78
Cobalt-60	2.0E-12	1.1E-06	2.7E-14	3.2E-11	1.1E-06	0.01
Neptunium-237	2.2E-10	1.5E-06	3.0E-12	1.8E-13	1.5E-06	0.01
Plutonium-239	1.2E-13	6.6E-08	1.7E-15	3.0E-14	6.6E-08	0.00
Radium-226	1.4E-07	1.0E-03	1.9E-09		1.0E-03	8.26
Radon-222						
Technetium-99	4.1E-11	1.5E-06	5.6E-13	1.0E-11	1.5E-06	0.01
Thorium-230	2.5E-12	4.5E-07	3.5E-14	2.0E-15	4.5E-07	0.00
Uranium-234	3.1E-11	1.8E-07	4.2E-13	8.3E-11	1.8E-07	0.00
Uranium-235	3.5E-11	1.7E-06	4.8E-13	7.1E-11	1.7E-06	0.01
Uranium-235/236	3.5E-12	1.7E-07	4.8E-14	7.1E-12	1.7E-07	0.00
Uranium-238	8.0E-10	4.4E-05	1.1E-11	1.5E-09	4.4E-05	0.37
Pathway Total	2.6E-07	1.2E-02	3.6E-09	1.1E-08	1.2E-02	
Fraction of Total	2.2E-05	1.0E+00	2.9E-07	9.2E-07		

----- AREA_CODE=n MEDIA=UCRS Groundwater -----						
Analyte	Ingestion of venison	Ingestion of fish	Ingestion of rabbit	Ingestion of quail	Chemical Total	% of Total
Aluminum						
Ammonia as Nitrogen						
Antimony						
Arsenic	3.9E-08		5.1E-10	3.0E-11	4.0E-08	0.00
Barium						
Beryllium	7.9E-09	1.4E-04	1.0E-10	6.1E-12	1.4E-04	0.93
Cadmium						
Chromium						
Cobalt						
Copper						
Fluoride						
Iron						
Kjeldahl Nitrogen						
Lead						
Manganese						
Mercury						
Molybdenum						
Nickel						
Nitrate as Nitrogen						
Nitrate/Nitrite						
Orthophosphate						
Selenium						
Silica						
Silver						
Strontium						
Sulfate						
Sulfide						
Tetraoxo-sulfate(1-)						
Thallium						
Tin						
Uranium						
Vanadium						
Zinc						
1,1-Dichloroethene	2.0E-10	3.2E-04	2.7E-12		3.2E-04	2.10

Table 5.6b Excess lifetime cancer risks from biota consumption for the recreator (continued)

Analyte	AREA_CODE=n MEDIA=UCRS Groundwater (continued)					Chemical Total	% of Total
	Ingestion of venison	Ingestion of fish	Ingestion of rabbit	Ingestion of quail			
1,2-Dichloroethane	1.6E-13	2.9E-07	2.0E-15			2.9E-07	0.00
1,2-Dichloroethene							
2,4-Dimethylphenol							
Benzene	7.7E-13	1.0E-06	1.0E-14			1.0E-06	0.01
Bis(2-ethylhexyl)phthalate	3.0E-11	8.4E-06	3.9E-13			8.4E-06	0.06
Bromodichloromethane	1.9E-12	2.5E-06	2.5E-14			2.5E-06	0.02
Chloroethane							
Chloroform	4.0E-13	5.5E-07	5.1E-15			5.5E-07	0.00
Di-n-butyl phthalate							
Dibromochloromethane	7.2E-13	9.0E-07	9.4E-15			9.0E-07	0.01
Dimethylbenzene							
Ethane							
Ethanol							
Ethylbenzene							
Ethylene							
Fluorene							
Isophorone	6.5E-15	1.1E-08	8.4E-17			1.1E-08	0.00
Methylene chloride	1.8E-14	3.7E-08	2.4E-16			3.7E-08	0.00
Naphthalene							
Phenanthrene							
Trichloroethene	1.9E-09	2.1E-03	2.4E-11			2.1E-03	13.84
Vinyl chloride	6.5E-09	1.2E-02	8.4E-11			1.2E-02	82.49
cis-1,2-Dichloroethene							
trans-1,2-Dichloroethene							
Americium-241	-3.4E-12	-4.6E-07	-4.7E-14	-4.1E-13		-4.6E-07	-0.00
Cesium-137	2.0E-09	1.5E-05	2.8E-11	3.3E-10		1.5E-05	0.10
Cobalt-60	3.2E-12	1.7E-06	4.4E-14	5.2E-11		1.7E-06	0.01
Neptunium-237	1.4E-10	1.0E-06	1.9E-12	1.1E-13		1.0E-06	0.01
Plutonium-239	6.3E-13	3.4E-07	8.6E-15	1.5E-13		3.4E-07	0.00
Radium-226	2.6E-09	1.8E-05	3.5E-11			1.8E-05	0.12
Radon-222							
Technetium-99	2.9E-11	1.0E-06	3.9E-13	7.0E-12		1.0E-06	0.01
Thorium-228	1.1E-08	2.1E-05	1.5E-10	1.7E-14		2.1E-05	0.14
Uranium-234	8.2E-11	4.9E-07	1.1E-12	2.2E-10		4.9E-07	0.00
Uranium-235	2.5E-11	1.2E-06	3.5E-13	5.1E-11		1.2E-06	0.01
Uranium-235/236	2.1E-12	1.1E-07	2.9E-14	4.4E-12		1.1E-07	0.00
Uranium-238	4.3E-10	2.4E-05	5.9E-12	8.3E-10		2.4E-05	0.16
Pathway Total	7.2E-08	1.5E-02	9.5E-10	1.5E-09		1.5E-02	
Fraction of Total	4.7E-06	1.0E+00	6.2E-08	1.0E-07			

Table 5.7a Systemic toxicity from direct contact for the child resident

----- AREA_CODE=a MEDIA=RGa Groundwater -----

Analyte	Direct ingestion	Dermal contact while showering	Inh. of volatiles while showering	Inh. of volatiles from household use	Chemical Total	% of Total
Aluminum	6.65E-02	9.57E-04			6.74E-02	0.00
Arsenic	7.84E-01	2.75E-03			7.86E-01	0.00
Barium	1.29E-01	2.66E-03			1.32E-01	0.00
Chromium	9.79E-01	7.05E-02			1.05E+00	0.00
Fluoride	3.39E-01	5.04E-04			3.40E-01	0.00
Iron	4.82E-01	4.63E-03			4.87E-01	0.00
Manganese	2.27E-01	8.17E-03			2.35E-01	0.00
Tetraoxo-sulfate(1-)						
Thallium						
Vanadium	1.40E+00	2.02E-01			1.60E+00	0.00
Zinc	4.05E-03	2.92E-05			4.08E-03	0.00
1,1-Dichloroethene	1.76E-01	2.26E-03	9.63E-02	1.05E+00	1.32E+00	0.00
Carbon tetrachloride	1.33E+01	6.46E-01	8.88E+00	9.64E+01	1.19E+02	0.31
Chloroform	1.32E-02	8.48E-04	7.22E-03	7.84E-02	9.97E-02	0.00
Tetrachloroethene	1.52E+00	8.10E-01	4.85E-02	5.26E-01	2.91E+00	0.01
Trichloroethene	5.07E+03	7.79E+02	2.77E+03	3.01E+04	3.87E+04	99.65
cis-1,2-Dichloroethene	6.76E-01	9.74E-03	3.69E-01	4.01E+00	5.07E+00	0.01
trans-1,2-Dichloroethene	4.97E-01	7.67E-04	2.72E-01	2.95E+00	3.72E+00	0.01
Cesium-137						
Neptunium-237						
Technetium-99						
Thorium-230						
Pathway Total	5.09E+03	7.81E+02	2.78E+03	3.02E+04	3.88E+04	
Fraction of Total	1.31E-01	2.01E-02	7.16E-02	7.77E-01		

----- AREA_CODE=a MEDIA=UCRS Groundwater -----

Analyte	Direct ingestion	Dermal contact while showering	Inh. of volatiles while showering	Inh. of volatiles from household use	Chemical Total	% of Total
Aluminum	1.50E-01	2.17E-03			1.53E-01	0.00
Antimony	4.61E+00	3.32E-01			4.94E+00	0.01
Arsenic	6.10E-01	2.14E-03			6.12E-01	0.00
Barium	4.51E-02	9.28E-04			4.61E-02	0.00
Beryllium	1.84E-02	2.65E-03			2.10E-02	0.00
Chromium	3.13E-01	2.25E-02			3.36E-01	0.00
Cobalt	2.20E-03	3.97E-06			2.21E-03	0.00
Iron	7.42E-01	7.12E-03			7.49E-01	0.00
Lead	4.56E+04	4.38E+02			4.61E+04	86.82
Manganese	8.26E-02	2.98E-03			8.56E-02	0.00
Nickel	3.00E-01	1.60E-03			3.01E-01	0.00
Silica						
Tetraoxo-sulfate(1-)						
Uranium	3.53E-01	5.98E-04			3.53E-01	0.00
Vanadium	9.01E-01	1.30E-01			1.03E+00	0.00
Zinc	4.39E-03	3.16E-05			4.42E-03	0.00
1,1-Dichloroethene	1.18E-02	1.51E-04	6.42E-03	6.97E-02	8.81E-02	0.00
Bis(2-ethylhexyl)phthalate	3.31E-03	5.86E-04			3.89E-03	0.00
Chloroform	8.60E-02	5.51E-03	4.70E-02	5.10E-01	6.48E-01	0.00
Trichloroethene	9.15E+02	1.40E+02	4.99E+02	5.42E+03	6.98E+03	13.15
cis-1,2-Dichloroethene	8.60E-01	1.24E-02	4.70E-01	5.10E+00	6.44E+00	0.01
trans-1,2-Dichloroethene	1.43E-01	2.20E-04	7.79E-02	8.46E-01	1.07E+00	0.00
Neptunium-237						
Radon-222						
Technetium-99						

Table 5.7a Systemic toxicity from direct contact for the child resident (continued)

----- AREA_CODE=a MEDIA=UCRS Groundwater -----
(continued)

Analyte	Direct ingestion	Dermal contact while showering	Inh. of volatiles while showering	Inh. of volatiles from household use	Chemical Total	% of Total
Pathway Total	4.66E+04	5.79E+02	5.00E+02	5.43E+03	5.31E+04	
Fraction of Total	8.77E-01	1.09E-02	9.42E-03	1.02E-01		

----- AREA_CODE=b MEDIA=McNairy Groundwater -----

Analyte	Direct ingestion	Dermal contact while showering	Inh. of volatiles while showering	Inh. of volatiles from household use	Chemical Total	% of Total
Aluminum	5.57E-02	8.02E-04			5.65E-02	0.08
Antimony	1.77E+01	1.27E+00			1.90E+01	27.30
Nitrate as Nitrogen	2.87E-02	8.26E-05			2.88E-02	0.04
Silica						
Tetraoxo-sulfate(1-)						
Trichloroethene	6.61E+00	1.02E+00	3.61E+00	3.92E+01	5.04E+01	72.58
Technetium-99						
Pathway Total	2.44E+01	2.29E+00	3.61E+00	3.92E+01	6.95E+01	
Fraction of Total	3.51E-01	3.30E-02	5.19E-02	5.64E-01		

----- AREA_CODE=b MEDIA=RGa Groundwater -----

Analyte	Direct ingestion	Dermal contact while showering	Inh. of volatiles while showering	Inh. of volatiles from household use	Chemical Total	% of Total
Aluminum	1.01E-01	1.45E-03			1.02E-01	0.00
Arsenic	7.37E-01	2.59E-03			7.40E-01	0.00
Barium	2.06E-01	4.23E-03			2.10E-01	0.00
Beryllium	2.13E-01	3.06E-02			2.43E-01	0.00
Cadmium	1.15E+00	1.65E-01			1.31E+00	0.00
Chromium	7.54E-01	5.43E-02			8.08E-01	0.00
Cobalt	2.92E-02	5.26E-05			2.93E-02	0.00
Fluoride	1.72E-01	2.55E-04			1.72E-01	0.00
Iron	1.12E+00	1.08E-02			1.13E+00	0.00
Lead	2.73E+04	2.62E+02			2.76E+04	99.06
Manganese	5.73E-01	2.06E-02			5.93E-01	0.00
Mercury	6.61E-02	1.36E-03			6.75E-02	0.00
Nitrate as Nitrogen	6.84E-02	1.97E-04			6.86E-02	0.00
Selenium	5.56E-02	1.82E-04			5.58E-02	0.00
Silica						
Sulfate						
Tetraoxo-sulfate(1-)						
Tin	1.66E-02	2.39E-04			1.68E-02	0.00
Uranium	1.38E-01	2.34E-04			1.38E-01	0.00
Vanadium	3.78E-01	5.44E-02			4.32E-01	0.00
Zinc	6.06E-03	4.36E-05			6.10E-03	0.00
1,1,2-Trichloroethane	3.31E-02	4.94E-04	1.81E-02	1.96E-01	2.48E-01	0.00
1,1-Dichloroethene	9.55E-03	1.22E-04	5.22E-03	5.67E-02	7.15E-02	0.00
1,2-Dichloroethane			1.39E-02	1.51E-01	1.65E-01	0.00
Acetone	1.25E-02	1.23E-05	6.82E-03	7.40E-02	9.34E-02	0.00
Carbon tetrachloride	1.51E+00	7.37E-02	1.01E+00	1.10E+01	1.36E+01	0.05
Chlorobenzene	6.61E-03	1.26E-03	1.26E-02	1.37E-01	1.58E-01	0.00

Table 5.7a Systemic toxicity from direct contact for the child resident (continued)

----- AREA_CODE=b MEDIA=RGA Groundwater -----
(continued)

Analyte	Direct ingestion	Dermal contact while showering	Inh. of volatiles while showering	Inh. of volatiles from household use	Chemical Total	% of Total
Chloroform	9.26E-02	5.93E-03	5.06E-02	5.49E-01	6.98E-01	0.00
Di-n-butyl phthalate	5.29E-03	8.76E-04			6.17E-03	0.00
Ethane						
Ethylene						
Methylene chloride	2.45E-03	1.67E-05	9.38E-05	1.02E-03	3.58E-03	0.00
Tetrachloroethene	2.12E+00	1.13E+00	6.74E-02	7.32E-01	4.04E+00	0.01
Trichloroethene	2.69E+01	4.13E+00	1.47E+01	1.59E+02	2.05E+02	0.74
Vinyl chloride						
cis-1,2-Dichloroethene	4.31E+00	6.21E-02	2.36E+00	2.56E+01	3.23E+01	0.12
Americium-241						
Cesium-137						
Cobalt-60						
Plutonium-239						
Radium-226						
Radon-222						
Technetium-99						
Thorium-230						
Uranium-234						
Uranium-235						
Uranium-235/236						
Uranium-238						
Pathway Total	2.74E+04	2.68E+02	1.82E+01	1.98E+02	2.79E+04	
Fraction of Total	9.83E-01	9.63E-03	6.54E-04	7.10E-03		

----- AREA_CODE=b MEDIA=UCRS Groundwater -----

Analyte	Direct ingestion	Dermal contact while showering	Inh. of volatiles while showering	Inh. of volatiles from household use	Chemical Total	% of Total
Aluminum	1.66E-01	2.39E-03			1.68E-01	0.00
Arsenic	4.00E+00	1.40E-02			4.01E+00	0.11
Barium	1.65E-01	3.40E-03			1.68E-01	0.00
Beryllium	1.32E-02	1.90E-03			1.51E-02	0.00
Cadmium	8.46E-01	1.22E-01			9.68E-01	0.03
Chromium	8.22E-01	5.92E-02			8.81E-01	0.02
Cobalt	8.27E-03	1.49E-05			8.28E-03	0.00
Fluoride	2.85E-01	4.23E-04			2.86E-01	0.01
Iron	7.24E-01	6.95E-03			7.31E-01	0.02
Lead	1.19E+03	1.14E+01			1.20E+03	32.81
Manganese	3.65E-01	1.31E-02			3.78E-01	0.01
Mercury	6.61E-02	1.36E-03			6.75E-02	0.00
Molybdenum	1.32E-01	5.01E-04			1.33E-01	0.00
Nickel	1.03E+00	5.51E-03			1.04E+00	0.03
Nitrate as Nitrogen	2.69E-02	7.74E-05			2.70E-02	0.00
Selenium	3.46E-02	1.13E-04			3.47E-02	0.00
Silica						
Sulfate						
Tetraoxo-sulfate(1-)						
Thallium						
Tin	2.87E-03	4.13E-05			2.91E-03	0.00
Uranium	1.67E-01	2.82E-04			1.67E-01	0.00
Vanadium	9.24E-01	1.33E-01			1.06E+00	0.03
Zinc	4.26E-03	3.07E-05			4.29E-03	0.00
1,1-Dichloroethene	1.91E-02	2.45E-04	1.04E-02	1.13E-01	1.43E-01	0.00

Table 5.7a Systemic toxicity from direct contact for the child resident (continued)

----- AREA_CODE=b MEDIA=UCRS Groundwater -----
(continued)

Analyte	Direct ingestion	Dermal contact while showering	Inh. of volatiles while showering	Inh. of volatiles from household use	Chemical Total	% of Total
1,2-Dichloroethene	6.16E-02	1.19E-04	3.36E-02	3.65E-01	4.61E-01	0.01
2,4-Dimethylphenol	9.45E-03	2.99E-03	5.16E-03	5.60E-02	7.36E-02	0.00
Benzene			1.65E-01	1.79E+00	1.95E+00	0.05
Chloroethane	3.52E-02	5.07E-04	2.69E-03	2.92E-02	6.76E-02	0.00
Di-n-butyl phthalate	3.77E-04	6.25E-05			4.40E-04	0.00
Dimethylbenzene	2.38E-04	3.53E-05	1.30E-04	1.41E-03	1.82E-03	0.00
Ethane						
Ethylbenzene	5.75E-04	6.32E-05	1.10E-04	1.19E-03	1.94E-03	0.00
Ethylene						
Isophorone	1.41E-03	1.79E-05			1.43E-03	0.00
Trichloroethene	3.14E+02	4.82E+01	1.71E+02	1.86E+03	2.39E+03	65.33
Vinyl chloride						
cis-1,2-Dichloroethene	7.39E+00	1.06E-01	4.04E+00	4.38E+01	5.54E+01	1.51
trans-1,2-Dichloroethene	1.69E-02	2.60E-05	9.21E-03	1.00E-01	1.26E-01	0.00
Americium-241						
Cobalt-60						
Neptunium-237						
Plutonium-239						
Radium-226						
Radon-222						
Technetium-99						
Uranium-234						
Uranium-235						
Uranium-235/236						
Uranium-238						
Pathway Total	1.52E+03	6.01E+01	1.76E+02	1.91E+03	3.66E+03	
Fraction of Total	4.15E-01	1.64E-02	4.79E-02	5.20E-01		

----- AREA_CODE=c MEDIA=RGA Groundwater -----

Analyte	Direct ingestion	Dermal contact while showering	Inh. of volatiles while showering	Inh. of volatiles from household use	Chemical Total	% of Total
Aluminum	2.48E-01	3.57E-03			2.51E-01	0.57
Barium	1.09E-01	2.24E-03			1.11E-01	0.25
Chromium	4.61E+00	3.32E-01			4.94E+00	11.24
Iron	1.49E+00	1.43E-02			1.50E+00	3.42
Manganese	4.32E-01	1.56E-02			4.48E-01	1.02
Molybdenum	4.91E-01	1.86E-03			4.93E-01	1.12
Silica						
Sulfate						
Tetraoxo-sulfate(1-)						
Zinc	7.36E-03	5.30E-05			7.42E-03	0.02
1,1-Dichloroethene	6.75E-02	8.65E-04	3.69E-02	4.00E-01	5.06E-01	1.15
Chloroform	3.31E-02	2.12E-03	1.81E-02	1.96E-01	2.49E-01	0.57
Trichloroethene	4.60E+00	7.07E-01	2.51E+00	2.73E+01	3.51E+01	79.94
cis-1,2-Dichloroethene	4.09E-02	5.89E-04	2.23E-02	2.43E-01	3.06E-01	0.70
Radon-222						
Technetium-99						
Pathway Total	1.21E+01	1.08E+00	2.59E+00	2.81E+01	4.39E+01	
Fraction of Total	2.76E-01	2.46E-02	5.90E-02	6.40E-01		

Table 5.7a Systemic toxicity from direct contact for the child resident (continued)

----- AREA_CODE=c MEDIA=UCRS Groundwater -----

Analyte	Direct ingestion	Dermal contact while showering	Inh. of volatiles while showering	Inh. of volatiles from household use	Chemical Total	% of Total
Aluminum	1.21E-01	1.74E-03			1.23E-01	5.45
Barium	6.25E-02	1.29E-03			6.38E-02	2.84
Iron	4.19E-01	4.02E-03			4.23E-01	18.79
Manganese	1.89E-01	6.80E-03			1.96E-01	8.69
Silica						
Tetraoxo-sulfate(1-)						
Vanadium	3.14E-01	4.52E-02			3.59E-01	15.97
Zinc	4.99E-03	3.59E-05			5.03E-03	0.22
Benzene			2.11E-02	2.29E-01	2.50E-01	11.13
Chloroform	7.93E-02	5.08E-03	4.33E-02	4.70E-01	5.98E-01	26.56
Trichloroethene	3.05E-02	4.69E-03	1.67E-02	1.81E-01	2.33E-01	10.35
Technetium-99						
Pathway Total	1.22E+00	6.89E-02	8.11E-02	8.81E-01	2.25E+00	
Fraction of Total	5.42E-01	3.06E-02	3.60E-02	3.91E-01		

----- AREA_CODE=d MEDIA=McNairy Groundwater -----

Analyte	Direct ingestion	Dermal contact while showering	Inh. of volatiles while showering	Inh. of volatiles from household use	Chemical Total	% of Total
Silica						
Tetraoxo-sulfate(1-)						
Thallium						
Zinc	3.06E-02	2.20E-04			3.08E-02	17.95
Trichloroethene	1.85E-02	2.84E-03	1.01E-02	1.10E-01	1.41E-01	82.05
Pathway Total	4.91E-02	3.06E-03	1.01E-02	1.10E-01	1.72E-01	
Fraction of Total	2.86E-01	1.78E-02	5.87E-02	6.38E-01		

----- AREA_CODE=d MEDIA=Other Groundwater -----

Analyte	Direct ingestion	Dermal contact while showering	Inh. of volatiles while showering	Inh. of volatiles from household use	Chemical Total	% of Total
Methylene chloride	5.51E-03	3.76E-05	2.11E-04	2.29E-03	8.05E-03	100.0
Pathway Total	5.51E-03	3.76E-05	2.11E-04	2.29E-03	8.05E-03	
Fraction of Total	6.85E-01	4.67E-03	2.62E-02	2.84E-01		

----- AREA_CODE=d MEDIA=RGAs Groundwater -----

Analyte	Direct ingestion	Dermal contact while showering	Inh. of volatiles while showering	Inh. of volatiles from household use	Chemical Total	% of Total
Aluminum	8.24E-02	1.19E-03			8.36E-02	0.00
Arsenic	8.78E-01	3.08E-03			8.81E-01	0.00
Barium	2.35E-01	4.83E-03			2.40E-01	0.00
Chromium	7.73E-01	5.56E-02			8.28E-01	0.00
Cobalt	2.61E-02	4.70E-05			2.61E-02	0.00

Table 5.7a Systemic toxicity from direct contact for the child resident (continued)

----- AREA_CODE=d MEDIA=RGA Groundwater -----
(continued)

Analyte	Direct ingestion	Dermal contact while showering	Inh. of volatiles while showering	Inh. of volatiles from household use	Chemical Total	% of Total
Fluoride	1.77E-01	2.62E-04			1.77E-01	0.00
Iron	4.48E-01	4.30E-03			4.53E-01	0.00
Lead	4.45E+04	4.27E+02			4.49E+04	99.82
Manganese	1.67E+00	6.02E-02			1.73E+00	0.00
Silica						
Tetraoxo-sulfate(1-)						
Tin	8.82E-02	1.27E-03			8.94E-02	0.00
Uranium	4.98E-02	8.44E-05			4.99E-02	0.00
Vanadium	5.95E-01	8.56E-02			6.80E-01	0.00
Zinc	4.59E-03	3.30E-05			4.62E-03	0.00
Bis(2-ethylhexyl)phthalate	6.61E-03	1.17E-03			7.79E-03	0.00
Butyl benzyl phthalate	3.31E-04	5.57E-05			3.86E-04	0.00
Di-n-butyl phthalate	4.84E-03	8.01E-04			5.64E-03	0.00
Dimethylbenzene	2.66E-03	3.94E-04	1.45E-03	1.58E-02	2.03E-02	0.00
Ethylbenzene	2.62E-02	2.88E-03	5.01E-03	5.44E-02	8.84E-02	0.00
Methylene chloride	4.55E-02	3.11E-04	1.74E-03	1.89E-02	6.65E-02	0.00
Tetrachloroethene	3.31E-02	1.76E-02	1.05E-03	1.14E-02	6.32E-02	0.00
Trichloroethene	9.43E+00	1.45E+00	5.15E+00	5.59E+01	7.19E+01	0.16
cis-1,2-Dichloroethene	1.92E-01	2.76E-03	1.05E-01	1.14E+00	1.44E+00	0.00
Americium-241						
Cesium-137						
Cobalt-60						
Plutonium-239						
Radium-226						
Radon-222						
Technetium-99						
Uranium-234						
Uranium-238						
Pathway Total	4.45E+04	4.29E+02	5.26E+00	5.71E+01	4.50E+04	
Fraction of Total	9.89E-01	9.53E-03	1.17E-04	1.27E-03		

----- AREA_CODE=d MEDIA=UCRS Groundwater -----

Analyte	Direct ingestion	Dermal contact while showering	Inh. of volatiles while showering	Inh. of volatiles from household use	Chemical Total	% of Total
Aluminum	3.10E-01	4.46E-03			3.14E-01	0.00
Ammonia as Nitrogen						
Antimony	4.25E+00	3.06E-01			4.55E+00	0.02
Arsenic	8.11E-01	2.85E-03			8.14E-01	0.00
Barium	2.41E-01	4.95E-03			2.46E-01	0.00
Beryllium	5.62E-02	8.09E-03			6.43E-02	0.00
Cadmium	1.59E+00	2.29E-01			1.82E+00	0.01
Chromium	6.21E-01	4.47E-02			6.66E-01	0.00
Cobalt	2.68E-02	4.82E-05			2.68E-02	0.00
Fluoride	2.43E-01	3.61E-04			2.43E-01	0.00
Iron	1.66E+01	1.60E-01			1.68E+01	0.07
Kjeldahl Nitrogen						
Lead	2.28E+04	2.19E+02			2.31E+04	97.90
Manganese	3.88E+01	1.40E+00			4.02E+01	0.17
Mercury	2.31E-02	4.75E-04			2.36E-02	0.00
Nickel	1.13E-01	6.05E-04			1.14E-01	0.00
Nitrate as Nitrogen	7.67E-02	2.21E-04			7.69E-02	0.00
Nitrate/Nitrite	1.63E-01	4.69E-04			1.63E-01	0.00

Table 5.7a Systemic toxicity from direct contact for the child resident (continued)

----- AREA_CODE=d MEDIA=UCRS Groundwater -----
(continued)

Analyte	Direct ingestion	Dermal contact while showering	Inh. of volatiles while showering	Inh. of volatiles from household use	Chemical Total	% of Total
Orthophosphate						
Selenium	4.39E-02	1.44E-04			4.41E-02	0.00
Silica						
Strontium	1.42E-01	1.02E-03			1.43E-01	0.00
Sulfate						
Sulfide						
Tetraoxo-sulfate(1-)						
Uranium	7.51E-01	1.27E-03			7.52E-01	0.00
Vanadium	1.81E+00	2.61E-01			2.07E+00	0.01
Zinc	4.85E-03	3.49E-05			4.88E-03	0.00
1,1-Dichloroethene	1.11E-01	1.42E-03	6.04E-02	6.56E-01	8.28E-01	0.00
1,2-Dichloroethane			2.53E-02	2.74E-01	3.00E-01	0.00
1,2-Dichloroethene	1.84E-02	3.54E-05	1.00E-02	1.09E-01	1.37E-01	0.00
Benzene			1.06E-01	1.15E+00	1.25E+00	0.01
Dimethylbenzene	4.59E-03	6.81E-04	2.51E-03	2.72E-02	3.50E-02	0.00
Ethylbenzene	6.54E-02	7.18E-03	1.25E-02	1.36E-01	2.21E-01	0.00
Fluorene	7.55E-03	5.34E-03	4.12E-03	4.48E-02	6.18E-02	0.00
Methylene chloride	6.69E-03	4.56E-05	2.56E-04	2.78E-03	9.77E-03	0.00
Naphthalene	2.41E-02	2.99E-03	3.07E-01	3.33E+00	3.66E+00	0.02
Phenanthrene						
Trichloroethene	5.50E+01	8.45E+00	3.00E+01	3.26E+02	4.20E+02	1.78
cis-1,2-Dichloroethene	4.87E-02	7.02E-04	2.66E-02	2.89E-01	3.65E-01	0.00
Neptunium-237						
Radon-222						
Technetium-99						
Thorium-228						
Uranium-234						
Uranium-235						
Uranium-238						
Pathway Total	2.30E+04	2.30E+02	3.06E+01	3.32E+02	2.36E+04	
Fraction of Total	9.75E-01	9.77E-03	1.30E-03	1.41E-02		

----- AREA_CODE=e MEDIA=McNairy Groundwater -----

Analyte	Direct ingestion	Dermal contact while showering	Inh. of volatiles while showering	Inh. of volatiles from household use	Chemical Total	% of Total
Aluminum	5.87E-02	8.46E-04			5.96E-02	0.30
Arsenic	3.19E+00	1.12E-02			3.21E+00	16.18
Barium	2.63E-01	5.41E-03			2.69E-01	1.36
Beryllium	3.38E-01	4.86E-02			3.86E-01	1.95
Cadmium	2.78E+00	4.00E-01			3.18E+00	16.04
Chromium	2.70E+00	1.94E-01			2.89E+00	14.59
Cobalt	4.27E-02	7.69E-05			4.28E-02	0.22
Fluoride	3.37E-01	5.00E-04			3.37E-01	1.70
Iron	3.30E+00	3.16E-02			3.33E+00	16.79
Manganese	7.23E-01	2.60E-02			7.49E-01	3.78
Nickel	1.75E-01	9.31E-04			1.76E-01	0.89
Silica						
Sulfate						
Tetraoxo-sulfate(1-)						
Uranium	1.10E-01	1.86E-04			1.10E-01	0.55
Vanadium	4.28E+00	6.16E-01			4.89E+00	24.70
Zinc	3.56E-02	2.57E-04			3.59E-02	0.18

Table 5.7a Systemic toxicity from direct contact for the child resident (continued)

----- AREA_CODE=e MEDIA=McNairy Groundwater -----
(continued)

Analyte	Direct ingestion	Dermal contact while showering	Inh. of volatiles while showering	Inh. of volatiles from household use	Chemical Total	% of Total
Trichloroethene	2.04E-02	3.14E-03	1.12E-02	1.21E-01	1.56E-01	0.79
Radon-222						
Technetium-99						
Pathway Total	1.83E+01	1.34E+00	1.12E-02	1.21E-01	1.98E+01	
Fraction of Total	9.26E-01	6.76E-02	5.63E-04	6.11E-03		

----- AREA_CODE=e MEDIA=RGA Groundwater -----

Analyte	Direct ingestion	Dermal contact while showering	Inh. of volatiles while showering	Inh. of volatiles from household use	Chemical Total	% of Total
Aluminum	4.19E-02	6.03E-04			4.25E-02	0.03
Arsenic	5.55E-01	1.95E-03			5.57E-01	0.45
Barium	1.75E-01	3.61E-03			1.79E-01	0.14
Beryllium	1.98E-01	2.85E-02			2.26E-01	0.18
Cadmium	2.13E+00	3.07E-01			2.44E+00	1.97
Cobalt	2.92E-02	5.26E-05			2.93E-02	0.02
Copper	6.37E-02	3.06E-04			6.40E-02	0.05
Fluoride	1.74E-01	2.59E-04			1.74E-01	0.14
Iron	6.20E-01	5.96E-03			6.26E-01	0.51
Manganese	9.58E-02	3.45E-03			9.93E-02	0.08
Molybdenum	3.89E-01	1.47E-03			3.91E-01	0.32
Silica						
Silver	4.77E-01	3.82E-03			4.81E-01	0.39
Sulfate						
Tetraoxo-sulfate(1-)						
Thallium						
Uranium	2.85E-02	4.83E-05			2.86E-02	0.02
Vanadium	7.71E-01	1.11E-01			8.82E-01	0.71
Zinc	7.82E-03	5.63E-05			7.87E-03	0.01
2-Butanone	1.87E-02	3.68E-05	2.15E-02	2.33E-01	2.74E-01	0.22
Dimethylbenzene	1.98E-04	2.94E-05	1.08E-04	1.18E-03	1.51E-03	0.00
Trichloroethene	1.54E+01	2.36E+00	8.39E+00	9.11E+01	1.17E+02	94.65
trans-1,2-Dichloroethene	1.65E-02	2.55E-05	9.03E-03	9.81E-02	1.24E-01	0.10
Cobalt-60						
Radon-222						
Technetium-99						
Thorium-230						
Pathway Total	2.12E+01	2.83E+00	8.42E+00	9.15E+01	1.24E+02	
Fraction of Total	1.71E-01	2.28E-02	6.80E-02	7.38E-01		

----- AREA_CODE=e MEDIA=UCRS Groundwater -----

Analyte	Direct ingestion	Dermal contact while showering	Inh. of volatiles while showering	Inh. of volatiles from household use	Chemical Total	% of Total
Aluminum	2.81E-01	4.04E-03			2.85E-01	2.88
Arsenic	7.17E-01	2.52E-03			7.20E-01	7.29
Barium	4.18E-01	8.60E-03			4.27E-01	4.32
Chromium	1.01E+00	7.25E-02			1.08E+00	10.94

Table 5.7a Systemic toxicity from direct contact for the child resident (continued)

----- AREA_CODE=e MEDIA=UCRS Groundwater -----
(continued)

Analyte	Direct ingestion	Dermal contact while showering	Inh. of volatiles while showering	Inh. of volatiles from household use	Chemical Total	% of Total
Fluoride	5.93E-01	8.81E-04			5.94E-01	6.02
Iron	9.95E-01	9.55E-03			1.00E+00	10.17
Manganese	8.90E-02	3.20E-03			9.22E-02	0.93
Nickel	5.35E-01	2.86E-03			5.38E-01	5.45
Silica Sulfate Tetraoxo-sulfate(1-)						
Vanadium	4.37E+00	6.29E-01			5.00E+00	50.64
Zinc	2.29E-02	1.65E-04			2.31E-02	0.23
Trichloroethene	1.44E-02	2.22E-03	7.89E-03	8.57E-02	1.10E-01	1.12
Radon-222						
Pathway Total	9.04E+00	7.36E-01	7.89E-03	8.57E-02	9.87E+00	
Fraction of Total	9.16E-01	7.45E-02	7.99E-04	8.67E-03		

----- AREA_CODE=f MEDIA=McNairy Groundwater -----

Analyte	Direct ingestion	Dermal contact while showering	Inh. of volatiles while showering	Inh. of volatiles from household use	Chemical Total	% of Total
Barium	1.64E-01	3.38E-03			1.68E-01	86.72
Tetraoxo-sulfate(1-)						
Zinc	2.55E-02	1.83E-04			2.57E-02	13.28
Pathway Total	1.90E-01	3.56E-03			1.93E-01	
Fraction of Total	9.82E-01	1.84E-02				

----- AREA_CODE=f MEDIA=RGA Groundwater -----

Analyte	Direct ingestion	Dermal contact while showering	Inh. of volatiles while showering	Inh. of volatiles from household use	Chemical Total	% of Total
Aluminum	3.54E-02	5.10E-04			3.60E-02	0.05
Arsenic	5.73E-01	2.01E-03			5.75E-01	0.78
Barium	2.67E-01	5.50E-03			2.73E-01	0.37
Cadmium	3.85E+00	5.55E-01			4.41E+00	5.95
Chromium	1.84E+00	1.32E-01			1.97E+00	2.66
Copper	4.90E-02	2.35E-04			4.92E-02	0.07
Iron	2.86E-01	2.75E-03			2.89E-01	0.39
Manganese	1.03E-01	3.71E-03			1.07E-01	0.14
Silica Sulfate Tetraoxo-sulfate(1-)						
Vanadium	6.93E-01	9.98E-02			7.93E-01	1.07
Zinc	3.97E-03	2.86E-05			4.00E-03	0.01
1,1-Dichloroethene	4.16E-02	5.33E-04	2.27E-02	2.47E-01	3.11E-01	0.42
1,2-Dichloroethene	1.03E-01	1.98E-04	5.62E-02	6.10E-01	7.69E-01	1.04
Bis(2-ethylhexyl)phthalate	9.26E-02	1.64E-02			1.09E-01	0.15
Carbon tetrachloride	5.67E-02	2.76E-03	3.80E-02	4.12E-01	5.10E-01	0.69
Trichloroethene	8.32E+00	1.28E+00	4.54E+00	4.93E+01	6.35E+01	85.72
cis-1,2-Dichloroethene	4.96E-02	7.14E-04	2.71E-02	2.94E-01	3.71E-01	0.50
Plutonium-239						

Table 5.7a Systemic toxicity from direct contact for the child resident (continued)

----- AREA_CODE=f MEDIA=RGA Groundwater -----
(continued)

Analyte	Direct ingestion	Dermal contact while showering	Inh. of volatiles while showering	Inh. of volatiles from household use	Chemical Total	% of Total
Radon-222						
Technetium-99						
Pathway Total	1.64E+01	2.10E+00	4.69E+00	5.09E+01	7.40E+01	
Fraction of Total	2.21E-01	2.84E-02	6.33E-02	6.87E-01		

----- AREA_CODE=f MEDIA=UCRS Groundwater -----

Analyte	Direct ingestion	Dermal contact while showering	Inh. of volatiles while showering	Inh. of volatiles from household use	Chemical Total	% of Total
Aluminum	4.56E-01	6.56E-03			4.62E-01	20.91
Barium	1.14E-01	2.35E-03			1.17E-01	5.28
Iron	9.00E-01	8.64E-03			9.09E-01	41.09
Manganese	1.11E-01	3.98E-03			1.15E-01	5.18
Silica						
Tetraoxo-sulfate(1-)						
Vanadium	4.20E-01	6.05E-02			4.81E-01	21.74
Zinc	1.38E-02	9.91E-05			1.39E-02	0.63
Trichloroethene	1.50E-02	2.31E-03	8.20E-03	8.90E-02	1.15E-01	5.18
Radon-222						
Technetium-99						
Pathway Total	2.03E+00	8.45E-02	8.20E-03	8.90E-02	2.21E+00	
Fraction of Total	9.18E-01	3.82E-02	3.71E-03	4.03E-02		

----- AREA_CODE=g MEDIA=McNairy Groundwater -----

Analyte	Direct ingestion	Dermal contact while showering	Inh. of volatiles while showering	Inh. of volatiles from household use	Chemical Total	% of Total
Arsenic	5.51E-01	1.94E-03			5.53E-01	71.00
Mercury	2.21E-01	4.55E-03			2.26E-01	29.00
Silica						
Tetraoxo-sulfate(1-)						
Neptunium-237						
Plutonium-239						
Radium-226						
Pathway Total	7.72E-01	6.49E-03			7.79E-01	
Fraction of Total	9.92E-01	8.33E-03				

----- AREA_CODE=g MEDIA=RGA Groundwater -----

Analyte	Direct ingestion	Dermal contact while showering	Inh. of volatiles while showering	Inh. of volatiles from household use	Chemical Total	% of Total
Aluminum	9.95E-02	1.43E-03			1.01E-01	0.00
Arsenic	5.53E-01	1.94E-03			5.55E-01	0.00

Table 5.7a Systemic toxicity from direct contact for the child resident (continued)

----- AREA_CODE=g MEDIA=RGA Groundwater -----
(continued)

Analyte	Direct ingestion	Dermal contact while showering	Inh. of volatiles while showering	Inh. of volatiles from household use	Chemical Total	% of Total
Cadmium	1.59E+00	2.29E-01			1.82E+00	0.00
Chromium	1.77E+00	1.28E-01			1.90E+00	0.00
Iron	6.59E-01	6.32E-03			6.65E-01	0.00
Lead	4.42E+04	4.24E+02			4.46E+04	99.99
Manganese	8.39E-02	3.02E-03			8.70E-02	0.00
Nickel	4.33E-01	2.31E-03			4.36E-01	0.00
Silica						
Tetraoxo-sulfate(1-)						
Zinc	1.20E-02	8.61E-05			1.20E-02	0.00
Trichloroethene	1.10E-02	1.69E-03	6.02E-03	6.54E-02	8.41E-02	0.00
Neptunium-237						
Radium-226						
Radon-222						
Technetium-99						
Thorium-230						
Pathway Total	4.42E+04	4.25E+02	6.02E-03	6.54E-02	4.46E+04	
Fraction of Total	9.90E-01	9.52E-03	1.35E-07	1.46E-06		

----- AREA_CODE=g MEDIA=UCRS Groundwater -----

Analyte	Direct ingestion	Dermal contact while showering	Inh. of volatiles while showering	Inh. of volatiles from household use	Chemical Total	% of Total
Aluminum	6.16E-02	8.87E-04			6.25E-02	1.46
Chromium	1.98E+00	1.43E-01			2.12E+00	49.52
Manganese	8.45E-01	3.04E-02			8.76E-01	20.43
Nitrate as Nitrogen	1.19E-01	3.43E-04			1.19E-01	2.79
Silica						
Tetraoxo-sulfate(1-)						
Vanadium	9.61E-01	1.38E-01			1.10E+00	25.64
Zinc	7.30E-03	5.26E-05			7.36E-03	0.17
Neptunium-237						
Plutonium-239						
Radium-226						
Radon-222						
Technetium-99						
Pathway Total	3.97E+00	3.13E-01			4.29E+00	
Fraction of Total	9.27E-01	7.29E-02				

----- AREA_CODE=h MEDIA=McNairy Groundwater -----

Analyte	Direct ingestion	Dermal contact while showering	Inh. of volatiles while showering	Inh. of volatiles from household use	Chemical Total	% of Total
Fluoride	3.53E-01	5.24E-04			3.54E-01	100.0
Silica						
Tetraoxo-sulfate(1-)						
Radium-226						
Radon-222						
Thorium-230						

Table 5.7a Systemic toxicity from direct contact for the child resident (continued)

----- AREA_CODE=h MEDIA=McNairy Groundwater -----
(continued)

Analyte	Direct ingestion	Dermal contact while showering	Inh. of volatiles while showering	Inh. of volatiles from household use	Chemical Total	% of Total
Pathway Total	3.53E-01	5.24E-04			3.54E-01	
Fraction of Total	9.99E-01	1.48E-03				

----- AREA_CODE=h MEDIA=Other Groundwater -----

Analyte	Direct ingestion	Dermal contact while showering	Inh. of volatiles while showering	Inh. of volatiles from household use	Chemical Total	% of Total
Antimony	7.18E+00	5.17E-01			7.70E+00	66.00
Barium	5.29E-02	1.09E-03			5.40E-02	0.46
Chromium	6.11E-01	4.40E-02			6.55E-01	5.62
Fluoride	1.45E+00	2.16E-03			1.46E+00	12.49
Iron	9.65E-02	9.27E-04			9.75E-02	0.84
Manganese	4.49E-02	1.62E-03			4.65E-02	0.40
Mercury	6.34E-02	1.30E-03			6.47E-02	0.55
Nickel	1.91E-01	1.02E-03			1.92E-01	1.65
Nitrate as Nitrogen	1.21E-01	3.48E-04			1.21E-01	1.04
Silica						
Tetraoxo-sulfate(1-)						
Thallium						
Vanadium	1.11E+00	1.60E-01			1.27E+00	10.91
Zinc	4.27E-03	3.08E-05			4.30E-03	0.04
Neptunium-237						
Radium-226						
Radon-222						
Thorium-230						
Pathway Total	1.09E+01	7.30E-01			1.17E+01	
Fraction of Total	9.37E-01	6.26E-02				

----- AREA_CODE=h MEDIA=RGA Groundwater -----

Analyte	Direct ingestion	Dermal contact while showering	Inh. of volatiles while showering	Inh. of volatiles from household use	Chemical Total	% of Total
Aluminum	1.53E-01	2.20E-03			1.55E-01	2.16
Arsenic	6.14E-01	2.15E-03			6.16E-01	8.58
Barium	8.76E-02	1.80E-03			8.94E-02	1.25
Chromium	3.07E+00	2.21E-01			3.29E+00	45.88
Iron	1.61E+00	1.55E-02			1.63E+00	22.65
Manganese	6.59E-02	2.37E-03			6.82E-02	0.95
Nitrate as Nitrogen	3.11E-01	8.95E-04			3.12E-01	4.34
Tetraoxo-sulfate(1-)						
Uranium	6.77E-02	1.15E-04			6.78E-02	0.95
Vanadium	6.38E-01	9.19E-02			7.30E-01	10.18
Trichloroethene	1.32E-02	2.02E-03	7.18E-03	7.80E-02	1.00E-01	1.40
cis-1,2-Dichloroethene	1.59E-02	2.29E-04	8.67E-03	9.41E-02	1.19E-01	1.66
Radon-222						
Technetium-99						
Pathway Total	6.65E+00	3.40E-01	1.58E-02	1.72E-01	7.17E+00	
Fraction of Total	9.26E-01	4.74E-02	2.21E-03	2.40E-02		

Table 5.7a Systemic toxicity from direct contact for the child resident (continued)

----- AREA_CODE=h MEDIA=UCRS Groundwater -----

Analyte	Direct ingestion	Dermal contact while showering	Inh. of volatiles while showering	Inh. of volatiles from household use	Chemical Total	% of Total
Aluminum	1.08E-01	1.56E-03			1.10E-01	5.04
Barium	5.57E-02	1.15E-03			5.68E-02	2.60
Iron	3.32E-01	3.19E-03			3.35E-01	15.37
Manganese	6.48E-02	2.33E-03			6.72E-02	3.08
Nickel	1.10E+00	5.88E-03			1.11E+00	50.80
Nitrate as Nitrogen	6.76E-02	1.95E-04			6.78E-02	3.11
Silica						
Tetraoxo-sulfate(1-)						
Vanadium	3.78E-01	5.44E-02			4.32E-01	19.82
Zinc	3.97E-03	2.86E-05			4.00E-03	0.18
Radon-222						
Pathway Total	2.11E+00	6.87E-02			2.18E+00	
Fraction of Total	9.68E-01	3.15E-02				

----- AREA_CODE=i MEDIA=McNairy Groundwater -----

Analyte	Direct ingestion	Dermal contact while showering	Inh. of volatiles while showering	Inh. of volatiles from household use	Chemical Total	% of Total
Manganese	1.04E+00	3.75E-02			1.08E+00	34.83
Silica						
Tetraoxo-sulfate(1-)						
Vanadium	1.77E+00	2.54E-01			2.02E+00	65.17
Pathway Total	2.81E+00	2.92E-01			3.10E+00	
Fraction of Total	9.06E-01	9.41E-02				

----- AREA_CODE=i MEDIA=RGA Groundwater -----

Analyte	Direct ingestion	Dermal contact while showering	Inh. of volatiles while showering	Inh. of volatiles from household use	Chemical Total	% of Total
Aluminum	7.38E-02	1.06E-03			7.49E-02	0.20
Antimony	1.38E+01	9.91E-01			1.48E+01	39.58
Arsenic	5.95E-01	2.09E-03			5.97E-01	1.60
Barium	9.55E-02	1.97E-03			9.75E-02	0.26
Beryllium	2.63E-01	3.78E-02			3.01E-01	0.81
Bicarbonate						
Boron	1.94E-01	3.11E-04			1.95E-01	0.52
Cadmium	5.21E-01	7.50E-02			5.96E-01	1.60
Cerium						
Chromium	5.80E+00	4.17E-01			6.21E+00	16.66
Cobalt	3.16E-02	5.69E-05			3.17E-02	0.08
Copper	4.96E-02	2.38E-04			4.98E-02	0.13
Fluoride	2.30E-01	3.41E-04			2.30E-01	0.62
Gallium						
Iron	6.51E-01	6.25E-03			6.58E-01	1.76
Lithium	1.32E-01	2.38E-04			1.33E-01	0.36
Manganese	1.95E-01	7.03E-03			2.02E-01	0.54
Mercury	2.91E-02	5.98E-04			2.97E-02	0.08
Nickel	2.48E-01	1.32E-03			2.50E-01	0.67
Selenium	3.33E-02	1.09E-04			3.34E-02	0.09

Table 5.7a Systemic toxicity from direct contact for the child resident (continued)

----- AREA_CODE=i MEDIA=RGA Groundwater -----
(continued)

Analyte	Direct ingestion	Dermal contact while showering	Inh. of volatiles while showering	Inh. of volatiles from household use	Chemical Total	% of Total
Silica						
Silver	2.78E-01	2.22E-03			2.80E-01	0.75
Sulfate						
Tetraoxo-sulfate(1-)						
Thorium						
Titanium						
Uranium	2.53E-02	4.28E-05			2.53E-02	0.07
Vanadium	6.75E-01	9.72E-02			7.72E-01	2.07
Zinc	1.24E-02	8.95E-05			1.25E-02	0.03
Zirconium						
1,2-Dichlorobenzene	4.19E-05	4.60E-06	3.60E-05	3.91E-04	4.74E-04	0.00
1,2-Dichloroethene	9.99E-03	1.92E-05	5.46E-03	5.93E-02	7.47E-02	0.20
1,3,5-Trimethylbenzene	2.65E-04	1.16E-04	4.25E-03	4.61E-02	5.08E-02	0.14
1,4-Dichlorobenzene			9.80E-06	1.06E-04	1.16E-04	0.00
4-Bromofluorobenzene						
4-Methyl-2-pentanone	6.60E-03	3.92E-05	1.26E-02	1.37E-01	1.56E-01	0.42
Acetone	5.36E-03	5.29E-06	2.93E-03	3.18E-02	4.01E-02	0.11
Acrylonitrile	6.61E-01	1.67E-03	6.32E-01	6.86E+00	8.16E+00	21.88
Benzene			2.11E-02	2.29E-01	2.50E-01	0.67
Bis(2-ethylhexyl)phthalate	1.76E-02	3.12E-03			2.07E-02	0.06
Bromomethane	4.72E-02	2.98E-04	2.53E-02	2.75E-01	3.47E-01	0.93
Carbazole						
Chloroform	1.32E-02	8.48E-04	7.22E-03	7.84E-02	9.97E-02	0.27
Chloromethane						
Chrysene						
Di-n-butyl phthalate	3.72E-03	6.15E-04			4.33E-03	0.01
Dimethylbenzene	9.92E-05	1.47E-05	5.42E-05	5.88E-04	7.56E-04	0.00
Ethanol						
Ethylbenzene	6.61E-04	7.26E-05	1.26E-04	1.37E-03	2.23E-03	0.01
Methylene chloride	3.92E-03	2.67E-05	1.50E-04	1.63E-03	5.73E-03	0.02
PCB-1254	1.40E+00	7.75E-01			2.17E+00	5.83
Polychlorinated biphenyl						
Tetrachloroethene	1.32E-02	7.05E-03	4.21E-04	4.58E-03	2.53E-02	0.07
Trichloroethene	4.50E-02	6.91E-03	2.46E-02	2.67E-01	3.43E-01	0.92
Vinyl chloride						
m,p-Xylene	1.81E-06	2.68E-07	9.86E-07	1.07E-05	1.38E-05	0.00
trans-1,3-Dichloropropene						
Americium-241						
Cesium-137						
Cobalt-60						
Radium-226						
Radon-222						
Technetium-99						
Pathway Total	2.61E+01	2.44E+00	7.36E-01	8.00E+00	3.73E+01	
Fraction of Total	7.01E-01	6.54E-02	1.97E-02	2.14E-01		

----- AREA_CODE=i MEDIA=UCRS Groundwater -----

Analyte	Direct ingestion	Dermal contact while showering	Inh. of volatiles while showering	Inh. of volatiles from household use	Chemical Total	% of Total
Aluminum	3.36E-01	4.84E-03			3.41E-01	0.00
Antimony	2.40E+00	1.73E-01			2.57E+00	0.01
Arsenic	1.46E+00	5.13E-03			1.47E+00	0.00

Table 5.7a Systemic toxicity from direct contact for the child resident (continued)

----- AREA_CODE=i MEDIA=UCRS Groundwater -----
(continued)

Analyte	Direct ingestion	Dermal contact while showering	Inh. of volatiles while showering	Inh. of volatiles from household use	Chemical Total	% of Total
Barium	2.77E-01	5.71E-03			2.83E-01	0.00
Cadmium	8.74E-01	1.26E-01			1.00E+00	0.00
Chromium	6.30E-01	4.53E-02			6.75E-01	0.00
Cobalt	2.81E-02	5.06E-05			2.81E-02	0.00
Copper	4.67E-01	2.24E-03			4.69E-01	0.00
Fluoride	9.73E-01	1.44E-03			9.74E-01	0.00
Iron	1.22E+00	1.17E-02			1.23E+00	0.00
Lead	3.79E+04	3.64E+02			3.83E+04	99.96
Manganese	1.90E+00	6.86E-02			1.97E+00	0.01
Mercury	2.66E-02	5.48E-04			2.72E-02	0.00
Nickel	1.77E-01	9.43E-04			1.78E-01	0.00
Silica						
Silver	2.48E-01	1.99E-03			2.50E-01	0.00
Sulfate						
Tetraoxo-sulfate(1-)						
Thallium						
Uranium	2.48E-01	4.21E-04			2.49E-01	0.00
Vanadium	2.86E+00	4.12E-01			3.27E+00	0.01
Zinc	6.39E-02	4.60E-04			6.43E-02	0.00
Benzene			5.21E-02	5.66E-01	6.18E-01	0.00
Bromodichloromethane	8.36E-03	7.13E-05	4.57E-03	4.96E-02	6.26E-02	0.00
Chloroform	1.89E-02	1.21E-03	1.03E-02	1.12E-01	1.42E-01	0.00
Dibromochloromethane	6.61E-03	6.19E-05	3.61E-03	3.92E-02	4.95E-02	0.00
Ethanol						
Methylene chloride	4.75E-03	3.24E-05	1.82E-04	1.97E-03	6.94E-03	0.00
Trichloroethene	3.76E-02	5.77E-03	2.05E-02	2.23E-01	2.87E-01	0.00
Cesium-137						
Cobalt-60						
Radium-226						
Radon-222						
Technetium-99						
Pathway Total	3.79E+04	3.65E+02	9.13E-02	9.92E-01	3.83E+04	
Fraction of Total	9.90E-01	9.53E-03	2.38E-06	2.59E-05		

----- AREA_CODE=j MEDIA=McNairy Groundwater -----

Analyte	Direct ingestion	Dermal contact while showering	Inh. of volatiles while showering	Inh. of volatiles from household use	Chemical Total	% of Total
Aluminum	1.35E-01	1.94E-03			1.37E-01	0.49
Arsenic	1.88E+01	6.61E-02			1.89E+01	68.18
Manganese	4.34E+00	1.56E-01			4.50E+00	16.23
Molybdenum	4.17E+00	1.58E-02			4.18E+00	15.09
Sulfate						
Pathway Total	2.75E+01	2.40E-01			2.77E+01	
Fraction of Total	9.91E-01	8.67E-03				

Table 5.7a Systemic toxicity from direct contact for the child resident (continued)

----- AREA_CODE=j MEDIA=RGa Groundwater -----

Analyte	Direct ingestion	Dermal contact while showering	Inh. of volatiles while showering	Inh. of volatiles from household use	Chemical Total	% of Total
Aluminum	2.25E-01	3.24E-03			2.28E-01	2.71
Arsenic	9.46E-01	3.32E-03			9.49E-01	11.30
Iron	1.02E+00	9.83E-03			1.03E+00	12.32
Manganese	3.39E+00	1.22E-01			3.51E+00	41.79
Molybdenum	1.64E+00	6.21E-03			1.65E+00	19.60
Silica						
Sulfate						
Thallium						
Vanadium	9.01E-01	1.30E-01			1.03E+00	12.27
Pathway Total	8.12E+00	2.74E-01			8.39E+00	
Fraction of Total	9.67E-01	3.27E-02				

----- AREA_CODE=k MEDIA=Other Groundwater -----

Analyte	Direct ingestion	Dermal contact while showering	Inh. of volatiles while showering	Inh. of volatiles from household use	Chemical Total	% of Total
Aluminum	5.51E-01	7.93E-03			5.59E-01	0.00
Ammonia as Nitrogen						
Antimony	8.65E+00	6.23E-01			9.27E+00	0.01
Arsenic	5.96E-01	2.09E-03			5.98E-01	0.00
Barium	9.10E-02	1.87E-03			9.29E-02	0.00
Beryllium	1.97E-01	2.84E-02			2.25E-01	0.00
Cadmium	2.12E+00	3.05E-01			2.42E+00	0.00
Chromium	5.95E-01	4.29E-02			6.38E-01	0.00
Cobalt	5.82E-02	1.05E-04			5.83E-02	0.00
Fluoride	4.24E-01	6.30E-04			4.25E-01	0.00
Iron	3.57E+01	3.43E-01			3.61E+01	0.04
Kjeldahl Nitrogen						
Lead	1.01E+05	9.73E+02			1.02E+05	99.91
Manganese	1.69E+01	6.09E-01			1.75E+01	0.02
Mercury	2.38E-02	4.90E-04			2.43E-02	0.00
Nickel	3.21E-01	1.71E-03			3.22E-01	0.00
Nitrate as Nitrogen	5.65E-02	1.63E-04			5.66E-02	0.00
Silica						
Strontium	6.66E-02	4.80E-04			6.71E-02	0.00
Sulfate						
Sulfide						
Tetraoxo-sulfate(1-)						
Tin	5.74E-04	8.27E-06			5.82E-04	0.00
Uranium	7.32E-02	1.24E-04			7.34E-02	0.00
Vanadium	1.29E+00	1.86E-01			1.48E+00	0.00
Zinc	2.15E-02	1.55E-04			2.16E-02	0.00
1,1-Dichloroethane	1.11E-02	1.43E-04	4.25E-03	4.62E-02	6.17E-02	0.00
1,1-Dichloroethene	1.96E-01	2.51E-03	1.07E-01	1.16E+00	1.47E+00	0.00
1,2-Dichloroethene	7.01E-01	1.35E-03	3.83E-01	4.16E+00	5.25E+00	0.01
Acetone	3.31E-02	3.26E-05	1.81E-02	1.96E-01	2.47E-01	0.00
Di-n-butyl phthalate	3.68E-03	6.10E-04			4.29E-03	0.00
Methylene chloride	4.90E-03	3.34E-05	1.87E-04	2.03E-03	7.15E-03	0.00
Naphthalene	4.46E-02	5.54E-03	5.69E-01	6.18E+00	6.80E+00	0.01
Phenanthrene						
Trichloroethene	3.58E-01	5.50E-02	1.96E-01	2.12E+00	2.73E+00	0.00
Vinyl chloride						
cis-1,2-Dichloroethene	6.30E-01	9.07E-03	3.44E-01	3.73E+00	4.72E+00	0.00
Neptunium-237						

Table 5.7a Systemic toxicity from direct contact for the child resident (continued)

----- AREA_CODE=k MEDIA=Other Groundwater -----
(continued)

Analyte	Direct ingestion	Dermal contact while showering	Inh. of volatiles while showering	Inh. of volatiles from household use	Chemical Total	% of Total
Radium-226						
Radon-222						
Technetium-99						
Thorium-228						
Uranium-234						
Uranium-235						
Uranium-238						
Pathway Total	1.01E+05	9.76E+02	1.62E+00	1.76E+01	1.02E+05	
Fraction of Total	9.90E-01	9.52E-03	1.58E-05	1.72E-04		

----- AREA_CODE=1 MEDIA=McNairy Groundwater -----

Analyte	Direct ingestion	Dermal contact while showering	Inh. of volatiles while showering	Inh. of volatiles from household use	Chemical Total	% of Total
Aluminum	2.54E-02	3.66E-04			2.58E-02	0.05
Antimony	1.55E+01	1.11E+00			1.66E+01	30.75
Nitrate as Nitrogen	2.63E-02	7.58E-05			2.64E-02	0.05
Silica						
Tetraoxo-sulfate(1-)						
Thallium						
Zinc	2.70E-02	1.95E-04			2.72E-02	0.05
Trichloroethene	4.89E+00	7.51E-01	2.67E+00	2.90E+01	3.73E+01	69.10
Technetium-99						
Pathway Total	2.04E+01	1.87E+00	2.67E+00	2.90E+01	5.40E+01	
Fraction of Total	3.79E-01	3.46E-02	4.95E-02	5.37E-01		

----- AREA_CODE=1 MEDIA=Other Groundwater -----

Analyte	Direct ingestion	Dermal contact while showering	Inh. of volatiles while showering	Inh. of volatiles from household use	Chemical Total	% of Total
Methylene chloride	5.51E-03	3.76E-05	2.11E-04	2.29E-03	8.05E-03	100.0
Pathway Total	5.51E-03	3.76E-05	2.11E-04	2.29E-03	8.05E-03	
Fraction of Total	6.85E-01	4.67E-03	2.62E-02	2.84E-01		

----- AREA_CODE=1 MEDIA=RGAs Groundwater -----

Analyte	Direct ingestion	Dermal contact while showering	Inh. of volatiles while showering	Inh. of volatiles from household use	Chemical Total	% of Total
Aluminum	1.06E-01	1.53E-03			1.07E-01	0.00
Arsenic	7.17E-01	2.52E-03			7.20E-01	0.00
Barium	2.21E-01	4.56E-03			2.26E-01	0.00
Beryllium	1.96E-01	2.82E-02			2.24E-01	0.00
Cadmium	1.24E+00	1.79E-01			1.42E+00	0.00

Table 5.7a Systemic toxicity from direct contact for the child resident (continued)

----- AREA_CODE=1 MEDIA=RGA Groundwater ----- (continued)						
Analyte	Direct ingestion	Dermal contact while showering	Inh. of volatiles while showering	Inh. of volatiles from household use	Chemical Total	% of Total
Chromium	1.25E+00	9.01E-02			1.34E+00	0.00
Cobalt	2.84E-02	5.12E-05			2.85E-02	0.00
Fluoride	2.68E-01	3.98E-04			2.68E-01	0.00
Iron	1.17E+00	1.12E-02			1.18E+00	0.00
Lead	3.27E+04	3.14E+02			3.30E+04	95.74
Manganese	5.69E-01	2.05E-02			5.89E-01	0.00
Mercury	6.61E-02	1.36E-03			6.75E-02	0.00
Molybdenum	3.82E-01	1.45E-03			3.84E-01	0.00
Nitrate as Nitrogen	5.78E-02	1.66E-04			5.80E-02	0.00
Selenium	5.00E-02	1.64E-04			5.02E-02	0.00
Silica						
Sulfate						
Tetraoxo-sulfate(1-)						
Thallium						
Tin	2.54E-02	3.66E-04			2.58E-02	0.00
Uranium	1.03E-01	1.75E-04			1.04E-01	0.00
Vanadium	4.21E-01	6.07E-02			4.82E-01	0.00
Zinc	6.05E-03	4.36E-05			6.10E-03	0.00
1,1,2-Trichloroethane	3.31E-02	4.94E-04	1.81E-02	1.96E-01	2.48E-01	0.00
1,1-Dichloroethene	4.78E-01	6.12E-03	2.61E-01	2.83E+00	3.58E+00	0.01
1,2-Dichloroethane			1.39E-02	1.51E-01	1.65E-01	0.00
Acetone	1.08E-02	1.06E-05	5.89E-03	6.39E-02	8.06E-02	0.00
Bis(2-ethylhexyl)phthalate	6.61E-03	1.17E-03			7.79E-03	0.00
Butyl benzyl phthalate	3.31E-04	5.57E-05			3.86E-04	0.00
Carbon tetrachloride	1.51E+01	7.37E-01	1.01E+01	1.10E+02	1.36E+02	0.39
Chlorobenzene	6.61E-03	1.26E-03	1.26E-02	1.37E-01	1.58E-01	0.00
Chloroform	9.26E-02	5.93E-03	5.06E-02	5.49E-01	6.98E-01	0.00
Di-n-butyl phthalate	8.73E-03	1.45E-03			1.02E-02	0.00
Dimethylbenzene	2.50E-02	3.71E-03	1.37E-02	1.48E-01	1.91E-01	0.00
Ethane						
Ethylbenzene	2.81E-01	3.09E-02	5.38E-02	5.84E-01	9.50E-01	0.00
Ethylene						
Methylene chloride	1.38E-02	9.39E-05	5.26E-04	5.72E-03	2.01E-02	0.00
Tetrachloroethene	2.12E+00	1.13E+00	6.74E-02	7.32E-01	4.04E+00	0.01
Trichloroethene	1.54E+02	2.36E+01	8.39E+01	9.12E+02	1.17E+03	3.40
Vinyl chloride						
cis-1,2-Dichloroethene	1.51E+01	2.17E-01	8.23E+00	8.93E+01	1.13E+02	0.33
trans-1,2-Dichloroethene	3.97E+00	6.12E-03	2.17E+00	2.35E+01	2.97E+01	0.09
Americium-241						
Cesium-137						
Cobalt-60						
Neptunium-237						
Plutonium-239						
Radium-226						
Radon-222						
Technetium-99						
Thorium-230						
Uranium-234						
Uranium-235						
Uranium-235/236						
Uranium-238						
Pathway Total	3.29E+04	3.40E+02	1.05E+02	1.14E+03	3.45E+04	
Fraction of Total	9.54E-01	9.86E-03	3.04E-03	3.30E-02		

Table 5.7a Systemic toxicity from direct contact for the child resident (continued)

----- AREA_CODE=1 MEDIA=UCRS Groundwater -----						
Analyte	Direct ingestion	Dermal contact while showering	Inh. of volatiles while showering	Inh. of volatiles from household use	Chemical Total	% of Total
Aluminum	1.74E-01	2.51E-03			1.77E-01	0.00
Ammonia as Nitrogen						
Antimony	4.61E+00	3.32E-01			4.94E+00	0.01
Arsenic	3.14E+00	1.10E-02			3.15E+00	0.01
Barium	2.78E-01	5.73E-03			2.84E-01	0.00
Beryllium	5.62E-02	8.09E-03			6.43E-02	0.00
Cadmium	1.04E+00	1.50E-01			1.19E+00	0.00
Chromium	7.58E-01	5.46E-02			8.13E-01	0.00
Cobalt	2.67E-02	4.80E-05			2.67E-02	0.00
Fluoride	2.54E-01	3.77E-04			2.55E-01	0.00
Iron	1.05E+00	1.01E-02			1.06E+00	0.00
Kjeldahl Nitrogen						
Lead	3.08E+04	2.96E+02			3.11E+04	90.93
Manganese	7.54E-01	2.71E-02			7.81E-01	0.00
Mercury	6.61E-02	1.36E-03			6.75E-02	0.00
Molybdenum	1.32E-01	5.01E-04			1.33E-01	0.00
Nickel	4.45E-01	2.37E-03			4.48E-01	0.00
Nitrate as Nitrogen	3.49E-02	1.01E-04			3.50E-02	0.00
Nitrate/Nitrite	8.65E-02	2.49E-04			8.68E-02	0.00
Orthophosphate						
Selenium	3.44E-02	1.13E-04			3.45E-02	0.00
Silica						
Strontium	1.42E-01	1.02E-03			1.43E-01	0.00
Sulfate						
Sulfide						
Tetraoxo-sulfate(1-)						
Thallium						
Tin	2.87E-03	4.13E-05			2.91E-03	0.00
Uranium	2.58E-01	4.38E-04			2.59E-01	0.00
Vanadium	7.32E-01	1.05E-01			8.38E-01	0.00
Zinc	3.99E-03	2.87E-05			4.02E-03	0.00
1,1-Dichloroethene	1.47E+00	1.88E-02	8.03E-01	8.72E+00	1.10E+01	0.03
1,2-Dichloroethane			2.53E-02	2.74E-01	3.00E-01	0.00
1,2-Dichloroethene	2.77E-02	5.34E-05	1.51E-02	1.65E-01	2.07E-01	0.00
2,4-Dimethylphenol	1.45E-02	4.61E-03	7.95E-03	8.63E-02	1.13E-01	0.00
Benzene			1.65E-01	1.79E+00	1.95E+00	0.01
Bis(2-ethylhexyl)phthalate	3.31E-03	5.86E-04			3.89E-03	0.00
Chloroethane	1.36E-01	1.95E-03	1.04E-02	1.13E-01	2.60E-01	0.00
Chloroform	1.12E-01	7.20E-03	6.14E-02	6.67E-01	8.48E-01	0.00
Di-n-butyl phthalate	6.48E-04	1.07E-04			7.55E-04	0.00
Dimethylbenzene	2.81E-02	4.17E-03	1.54E-02	1.67E-01	2.15E-01	0.00
Ethane						
Ethylbenzene	3.18E-01	3.49E-02	6.07E-02	6.59E-01	1.07E+00	0.00
Ethylene						
Fluorene	6.53E-03	4.61E-03	3.56E-03	3.87E-02	5.34E-02	0.00
Isophorone	1.67E-03	2.11E-05			1.69E-03	0.00
Methylene chloride	1.12E-02	7.67E-05	4.30E-04	4.67E-03	1.64E-02	0.00
Naphthalene	4.66E-02	5.79E-03	5.94E-01	6.46E+00	7.10E+00	0.02
Phenanthrene						
Trichloroethene	3.68E+02	5.65E+01	2.01E+02	2.18E+03	2.81E+03	8.21
Vinyl chloride						
cis-1,2-Dichloroethene	3.24E+01	4.67E-01	1.77E+01	1.92E+02	2.43E+02	0.71
trans-1,2-Dichloroethene	1.65E+00	2.55E-03	9.03E-01	9.81E+00	1.24E+01	0.04
Americium-241						
Cobalt-60						
Neptunium-237						
Plutonium-239						
Radium-226						
Radon-222						

Table 5.7a Systemic toxicity from direct contact for the child resident (continued)

----- AREA_CODE=l MEDIA=UCRS Groundwater -----
(continued)

Analyte	Direct ingestion	Dermal contact while showering	Inh. of volatiles while showering	Inh. of volatiles from household use	Chemical Total	% of Total
Technetium-99						
Thorium-228						
Uranium-234						
Uranium-235						
Uranium-235/236						
Uranium-238						
Pathway Total	3.12E+04	3.53E+02	2.21E+02	2.40E+03	3.42E+04	
Fraction of Total	9.13E-01	1.03E-02	6.47E-03	7.03E-02		

----- AREA_CODE=m MEDIA=McNairy Groundwater -----

Analyte	Direct ingestion	Dermal contact while showering	Inh. of volatiles while showering	Inh. of volatiles from household use	Chemical Total	% of Total
Aluminum	4.34E-02	6.25E-04			4.40E-02	0.26
Arsenic	1.24E+00	4.37E-03			1.25E+00	7.46
Barium	1.88E-01	3.86E-03			1.92E-01	1.15
Beryllium	2.25E-01	3.24E-02			2.58E-01	1.54
Cadmium	2.45E+00	3.52E-01			2.80E+00	16.72
Chromium	1.82E+00	1.31E-01			1.95E+00	11.67
Cobalt	3.32E-02	5.98E-05			3.33E-02	0.20
Fluoride	3.00E-01	4.46E-04			3.01E-01	1.80
Iron	6.64E+00	6.37E-02			6.70E+00	40.05
Manganese	6.89E-01	2.48E-02			7.14E-01	4.27
Mercury	7.56E-02	1.56E-03			7.72E-02	0.46
Molybdenum	4.78E-01	1.81E-03			4.80E-01	2.87
Nickel	1.39E-01	7.40E-04			1.40E-01	0.83
Silica						
Sulfate						
Tetraoxo-sulfate(1-)						
Uranium	4.30E-02	7.28E-05			4.30E-02	0.26
Vanadium	1.41E+00	2.03E-01			1.62E+00	9.66
Zinc	8.68E-03	6.25E-05			8.74E-03	0.05
Trichloroethene	1.67E-02	2.56E-03	9.12E-03	9.90E-02	1.27E-01	0.76
Neptunium-237						
Plutonium-239						
Radium-226						
Radon-222						
Technetium-99						
Thorium-230						
Pathway Total	1.58E+01	8.24E-01	9.12E-03	9.90E-02	1.67E+01	
Fraction of Total	9.44E-01	4.92E-02	5.45E-04	5.92E-03		

----- AREA_CODE=m MEDIA=Other Groundwater -----

Analyte	Direct ingestion	Dermal contact while showering	Inh. of volatiles while showering	Inh. of volatiles from household use	Chemical Total	% of Total
Aluminum	2.31E-01	3.33E-03			2.34E-01	0.00
Ammonia as Nitrogen						

Table 5.7a Systemic toxicity from direct contact for the child resident (continued)

----- AREA_CODE=m MEDIA=Other Groundwater -----
(continued)

Analyte	Direct ingestion	Dermal contact while showering	Inh. of volatiles while showering	Inh. of volatiles from household use	Chemical Total	% of Total
Antimony	5.91E+00	4.26E-01			6.34E+00	0.01
Arsenic	5.84E-01	2.05E-03			5.86E-01	0.00
Barium	9.58E-02	1.97E-03			9.77E-02	0.00
Beryllium	9.03E-02	1.30E-02			1.03E-01	0.00
Cadmium	2.12E+00	3.05E-01			2.42E+00	0.00
Chromium	5.88E-01	4.23E-02			6.30E-01	0.00
Cobalt	7.02E-02	1.26E-04			7.03E-02	0.00
Fluoride	6.85E-01	1.02E-03			6.86E-01	0.00
Iron	1.02E+01	9.82E-02			1.03E+01	0.01
Kjeldahl Nitrogen						
Lead	8.11E+04	7.78E+02			8.18E+04	99.94
Manganese	5.73E+00	2.06E-01			5.93E+00	0.01
Mercury	4.00E-02	8.22E-04			4.08E-02	0.00
Nickel	2.09E-01	1.12E-03			2.10E-01	0.00
Nitrate as Nitrogen	8.46E-02	2.44E-04			8.48E-02	0.00
Silica						
Strontium	6.66E-02	4.80E-04			6.71E-02	0.00
Sulfate						
Sulfide						
Tetraoxo-sulfate(1-)						
Thallium						
Tin	5.74E-04	8.27E-06			5.82E-04	0.00
Uranium	6.07E-02	1.03E-04			6.08E-02	0.00
Vanadium	1.03E+00	1.48E-01			1.18E+00	0.00
Zinc	1.01E-02	7.25E-05			1.01E-02	0.00
1,1-Dichloroethane	1.10E-02	1.41E-04	4.20E-03	4.57E-02	6.10E-02	0.00
1,1-Dichloroethene	1.94E-01	2.48E-03	1.06E-01	1.15E+00	1.45E+00	0.00
1,2-Dichloroethene	7.01E-01	1.35E-03	3.83E-01	4.16E+00	5.25E+00	0.01
Acetone	3.31E-02	3.26E-05	1.81E-02	1.96E-01	2.47E-01	0.00
Di-n-butyl phthalate	3.68E-03	6.10E-04			4.29E-03	0.00
Methylene chloride	4.90E-03	3.34E-05	1.87E-04	2.03E-03	7.15E-03	0.00
Naphthalene	4.46E-02	5.54E-03	5.69E-01	6.18E+00	6.80E+00	0.01
Phenanthrene						
Trichloroethene	2.67E-01	4.10E-02	1.46E-01	1.58E+00	2.04E+00	0.00
Vinyl chloride						
cis-1,2-Dichloroethene	5.96E-01	8.58E-03	3.26E-01	3.54E+00	4.47E+00	0.01
Neptunium-237						
Radium-226						
Radon-222						
Technetium-99						
Thorium-228						
Thorium-230						
Uranium-234						
Uranium-235						
Uranium-238						
Pathway Total	8.11E+04	7.79E+02	1.55E+00	1.69E+01	8.19E+04	
Fraction of Total	9.90E-01	9.52E-03	1.89E-05	2.06E-04		

----- AREA_CODE=m MEDIA=RGA Groundwater -----

Analyte	Direct ingestion	Dermal contact while showering	Inh. of volatiles while showering	Inh. of volatiles from household use	Chemical Total	% of Total
Aluminum	5.17E-02	7.45E-04			5.25E-02	0.00

Table 5.7a Systemic toxicity from direct contact for the child resident (continued)

----- AREA_CODE=m MEDIA=RGA Groundwater -----
(continued)

Analyte	Direct ingestion	Dermal contact while showering	Inh. of volatiles while showering	Inh. of volatiles from household use	Chemical Total	% of Total
Antimony	1.30E+01	9.40E-01			1.40E+01	0.04
Arsenic	5.80E-01	2.04E-03			5.82E-01	0.00
Barium	9.26E-02	1.91E-03			9.45E-02	0.00
Beryllium	2.37E-01	3.41E-02			2.71E-01	0.00
Bicarbonate						
Boron	1.94E-01	3.11E-04			1.95E-01	0.00
Cadmium	1.32E+00	1.90E-01			1.51E+00	0.00
Cerium						
Chromium	3.98E+00	2.86E-01			4.26E+00	0.01
Cobalt	3.13E-02	5.63E-05			3.13E-02	0.00
Copper	4.85E-02	2.33E-04			4.87E-02	0.00
Fluoride	1.85E-01	2.75E-04			1.86E-01	0.00
Gallium						
Iron	5.46E-01	5.25E-03			5.52E-01	0.00
Lead	3.37E+04	3.23E+02			3.40E+04	99.74
Lithium	1.32E-01	2.38E-04			1.33E-01	0.00
Manganese	1.52E-01	5.47E-03			1.57E-01	0.00
Mercury	2.73E-02	5.63E-04			2.79E-02	0.00
Molybdenum	3.79E-01	1.44E-03			3.80E-01	0.00
Nickel	2.16E-01	1.15E-03			2.17E-01	0.00
Nitrate as Nitrogen	4.08E-02	1.17E-04			4.09E-02	0.00
Selenium	3.36E-02	1.10E-04			3.37E-02	0.00
Silica						
Silver	3.02E-01	2.42E-03			3.05E-01	0.00
Sulfate						
Tetraoxo-sulfate(1-)						
Thallium						
Thorium						
Titanium						
Uranium	2.53E-02	4.29E-05			2.54E-02	0.00
Vanadium	5.97E-01	8.59E-02			6.83E-01	0.00
Zinc	1.24E-02	8.94E-05			1.25E-02	0.00
Zirconium						
1,1-Dichloroethene	1.47E-01	1.88E-03	8.03E-02	8.72E-01	1.10E+00	0.00
1,2-Dichlorobenzene	4.19E-05	4.60E-06	3.60E-05	3.91E-04	4.74E-04	0.00
1,2-Dichloroethene	1.43E-02	2.76E-05	7.82E-03	8.49E-02	1.07E-01	0.00
1,3,5-Trimethylbenzene	2.65E-04	1.16E-04	4.25E-03	4.61E-02	5.08E-02	0.00
1,4-Dichlorobenzene			9.80E-06	1.06E-04	1.16E-04	0.00
2-Butanone	1.27E-03	2.49E-06	1.46E-03	1.58E-02	1.85E-02	0.00
4-Bromofluorobenzene						
4-Methyl-2-pentanone	7.46E-03	4.43E-05	1.43E-02	1.55E-01	1.77E-01	0.00
Acetone	7.42E-03	7.33E-06	4.05E-03	4.40E-02	5.55E-02	0.00
Acrylonitrile	6.61E-01	1.67E-03	6.32E-01	6.86E+00	8.16E+00	0.02
Benzene			2.11E-02	2.29E-01	2.50E-01	0.00
Bis(2-ethylhexyl)phthalate	1.98E-02	3.51E-03			2.33E-02	0.00
Bromomethane	4.72E-02	2.98E-04	2.53E-02	2.75E-01	3.47E-01	0.00
Carbazole						
Carbon tetrachloride	5.67E-02	2.76E-03	3.80E-02	4.12E-01	5.10E-01	0.00
Chloroform	1.32E-02	8.48E-04	7.22E-03	7.84E-02	9.97E-02	0.00
Chloromethane						
Chrysene						
Di-n-butyl phthalate	3.94E-03	6.52E-04			4.59E-03	0.00
Dimethylbenzene	1.98E-04	2.94E-05	1.08E-04	1.18E-03	1.51E-03	0.00
Ethanol						
Ethylbenzene	6.61E-04	7.26E-05	1.26E-04	1.37E-03	2.23E-03	0.00
Methylene chloride	3.97E-03	2.71E-05	1.52E-04	1.65E-03	5.80E-03	0.00
PCB-1254	1.40E+00	7.75E-01			2.17E+00	0.01
Polychlorinated biphenyl						

Table 5.7a Systemic toxicity from direct contact for the child resident (continued)

----- AREA_CODE=m MEDIA=RGA Groundwater -----
(continued)

Analyte	Direct ingestion	Dermal contact while showering	Inh. of volatiles while showering	Inh. of volatiles from household use	Chemical Total	% of Total
Tetrachloroethene	1.32E-02	7.05E-03	4.21E-04	4.58E-03	2.53E-02	0.00
Trichloroethene	6.45E+00	9.90E-01	3.52E+00	3.82E+01	4.92E+01	0.14
Vinyl chloride						
cis-1,2-Dichloroethene	1.45E-01	2.10E-03	7.95E-02	8.63E-01	1.09E+00	0.00
m,p-Xylene	1.81E-06	2.68E-07	9.86E-07	1.07E-05	1.38E-05	0.00
trans-1,2-Dichloroethene	1.65E-02	2.55E-05	9.03E-03	9.81E-02	1.24E-01	0.00
trans-1,3-Dichloropropene						
Americium-241						
Cesium-137						
Cobalt-60						
Neptunium-237						
Plutonium-239						
Radium-226						
Radon-222						
Technetium-99						
Thorium-230						
Pathway Total	3.37E+04	3.27E+02	4.45E+00	4.83E+01	3.41E+04	
Fraction of Total	9.89E-01	9.58E-03	1.30E-04	1.42E-03		

----- AREA_CODE=m MEDIA=UCRS Groundwater -----

Analyte	Direct ingestion	Dermal contact while showering	Inh. of volatiles while showering	Inh. of volatiles from household use	Chemical Total	% of Total
Aluminum	2.22E-01	3.20E-03			2.26E-01	0.00
Antimony	9.50E+00	6.84E-01			1.02E+01	0.03
Arsenic	8.83E-01	3.10E-03			8.86E-01	0.00
Barium	2.66E-01	5.47E-03			2.71E-01	0.00
Cadmium	1.33E+00	1.92E-01			1.53E+00	0.00
Chromium	6.51E-01	4.69E-02			6.98E-01	0.00
Cobalt	2.91E-02	5.23E-05			2.91E-02	0.00
Copper	2.17E-01	1.04E-03			2.18E-01	0.00
Fluoride	7.20E-01	1.07E-03			7.21E-01	0.00
Iron	9.12E-01	8.76E-03			9.21E-01	0.00
Lead	3.40E+04	3.27E+02			3.43E+04	99.93
Manganese	2.95E-01	1.06E-02			3.05E-01	0.00
Mercury	2.53E-02	5.21E-04			2.59E-02	0.00
Nickel	2.05E-01	1.09E-03			2.06E-01	0.00
Nitrate as Nitrogen	5.35E-02	1.54E-04			5.37E-02	0.00
Silica						
Silver	2.73E-01	2.18E-03			2.75E-01	0.00
Sulfate						
Tetraoxo-sulfate(1-)						
Thallium						
Uranium	1.40E+00	2.37E-03			1.40E+00	0.00
Vanadium	2.14E+00	3.09E-01			2.45E+00	0.01
Zinc	3.57E-02	2.57E-04			3.59E-02	0.00
Benzene			6.67E-02	7.24E-01	7.91E-01	0.00
Bromodichloromethane	2.98E-02	2.54E-04	1.63E-02	1.76E-01	2.23E-01	0.00
Chloroform	7.10E-02	4.55E-03	3.88E-02	4.21E-01	5.35E-01	0.00
Dibromochloromethane	6.61E-03	6.19E-05	3.61E-03	3.92E-02	4.95E-02	0.00
Ethanol						
Methylene chloride	4.68E-03	3.19E-05	1.79E-04	1.94E-03	6.83E-03	0.00
Trichloroethene	4.14E-02	6.35E-03	2.26E-02	2.45E-01	3.16E-01	0.00

Table 5.7a Systemic toxicity from direct contact for the child resident (continued)

----- AREA_CODE=m MEDIA=UCRS Groundwater -----
(continued)

Analyte	Direct ingestion	Dermal contact while showering	Inh. of volatiles while showering	Inh. of volatiles from household use	Chemical Total	% of Total
Cesium-137						
Cobalt-60						
Neptunium-237						
Plutonium-239						
Radium-226						
Radon-222						
Technetium-99						
Pathway Total	3.40E+04	3.28E+02	1.48E-01	1.61E+00	3.44E+04	
Fraction of Total	9.90E-01	9.54E-03	4.31E-06	4.68E-05		

----- AREA_CODE=n MEDIA=McNairy Groundwater -----

Analyte	Direct ingestion	Dermal contact while showering	Inh. of volatiles while showering	Inh. of volatiles from household use	Chemical Total	% of Total
Aluminum	1.02E-01	1.47E-03			1.04E-01	0.27
Antimony	1.35E+01	9.73E-01			1.45E+01	37.53
Arsenic	1.03E+00	3.62E-03			1.03E+00	2.68
Barium	1.78E-01	3.66E-03			1.81E-01	0.47
Beryllium	2.27E-01	3.27E-02			2.59E-01	0.67
Cadmium	2.52E+00	3.63E-01			2.89E+00	7.48
Chromium	7.02E-01	5.06E-02			7.53E-01	1.95
Cobalt	3.29E-02	5.91E-05			3.29E-02	0.09
Fluoride	2.62E-01	3.89E-04			2.63E-01	0.68
Iron	1.97E+00	1.89E-02			1.99E+00	5.16
Manganese	5.47E-01	1.97E-02			5.67E-01	1.47
Mercury	5.31E-02	1.09E-03			5.42E-02	0.14
Molybdenum	4.61E-01	1.75E-03			4.62E-01	1.20
Nickel	1.40E-01	7.46E-04			1.41E-01	0.36
Nitrate as Nitrogen	2.33E-02	6.72E-05			2.34E-02	0.06
Silica						
Sulfate						
Tetraoxo-sulfate(1-)						
Thallium						
Uranium	3.71E-02	6.28E-05			3.71E-02	0.10
Vanadium	1.12E+00	1.61E-01			1.28E+00	3.32
Zinc	1.40E-02	1.01E-04			1.41E-02	0.04
Trichloroethene	1.84E+00	2.82E-01	1.00E+00	1.09E+01	1.40E+01	36.34
Neptunium-237						
Plutonium-239						
Radium-226						
Radon-222						
Technetium-99						
Thorium-230						
Pathway Total	2.48E+01	1.91E+00	1.00E+00	1.09E+01	3.86E+01	
Fraction of Total	6.42E-01	4.96E-02	2.60E-02	2.82E-01		

Table 5.7a Systemic toxicity from direct contact for the child resident (continued)

----- AREA_CODE=n MEDIA=Other Groundwater -----

Analyte	Direct ingestion	Dermal contact while showering	Inh. of volatiles while showering	Inh. of volatiles from household use	Chemical Total	% of Total
Aluminum	2.31E-01	3.33E-03			2.34E-01	0.00
Ammonia as Nitrogen						
Antimony	5.91E+00	4.26E-01			6.34E+00	0.01
Arsenic	5.84E-01	2.05E-03			5.86E-01	0.00
Barium	9.58E-02	1.97E-03			9.77E-02	0.00
Beryllium	9.03E-02	1.30E-02			1.03E-01	0.00
Cadmium	2.12E+00	3.05E-01			2.42E+00	0.00
Chromium	5.88E-01	4.23E-02			6.30E-01	0.00
Cobalt	7.02E-02	1.26E-04			7.03E-02	0.00
Fluoride	6.85E-01	1.02E-03			6.86E-01	0.00
Iron	1.02E+01	9.82E-02			1.03E+01	0.01
Kjeldahl Nitrogen						
Lead	8.11E+04	7.78E+02			8.18E+04	99.94
Manganese	5.73E+00	2.06E-01			5.93E+00	0.01
Mercury	4.00E-02	8.22E-04			4.08E-02	0.00
Nickel	2.09E-01	1.12E-03			2.10E-01	0.00
Nitrate as Nitrogen	8.46E-02	2.44E-04			8.48E-02	0.00
Silica						
Strontium	6.66E-02	4.80E-04			6.71E-02	0.00
Sulfate						
Sulfide						
Tetraoxo-sulfate(1-)						
Thallium						
Tin	5.74E-04	8.27E-06			5.82E-04	0.00
Uranium	6.07E-02	1.03E-04			6.08E-02	0.00
Vanadium	1.03E+00	1.48E-01			1.18E+00	0.00
Zinc	1.01E-02	7.25E-05			1.01E-02	0.00
1,1-Dichloroethane	1.09E-02	1.39E-04	4.16E-03	4.51E-02	6.03E-02	0.00
1,1-Dichloroethene	1.91E-01	2.45E-03	1.04E-01	1.13E+00	1.43E+00	0.00
1,2-Dichloroethene	5.94E-01	1.14E-03	3.24E-01	3.52E+00	4.44E+00	0.01
Acetone	3.31E-02	3.26E-05	1.81E-02	1.96E-01	2.47E-01	0.00
Di-n-butyl phthalate	3.68E-03	6.10E-04			4.29E-03	0.00
Methylene chloride	4.68E-03	3.19E-05	1.79E-04	1.94E-03	6.83E-03	0.00
Naphthalene	4.46E-02	5.54E-03	5.69E-01	6.18E+00	6.80E+00	0.01
Phenanthrene						
Trichloroethene	2.65E-01	4.07E-02	1.45E-01	1.57E+00	2.02E+00	0.00
Vinyl chloride						
cis-1,2-Dichloroethene	5.96E-01	8.58E-03	3.26E-01	3.54E+00	4.47E+00	0.01
Neptunium-237						
Radium-226						
Radon-222						
Technetium-99						
Thorium-228						
Thorium-230						
Uranium-234						
Uranium-235						
Uranium-238						
Pathway Total	8.11E+04	7.79E+02	1.49E+00	1.62E+01	8.19E+04	
Fraction of Total	9.90E-01	9.52E-03	1.82E-05	1.98E-04		

Table 5.7a Systemic toxicity from direct contact for the child resident (continued)

----- AREA_CODE=n MEDIA=RGA Groundwater -----

Analyte	Direct ingestion	Dermal contact while showering	Inh. of volatiles while showering	Inh. of volatiles from household use	Chemical Total	% of Total
Aluminum	6.91E-02	9.95E-04			7.01E-02	0.00
Antimony	1.27E+01	9.15E-01			1.36E+01	0.04
Arsenic	6.33E-01	2.22E-03			6.35E-01	0.00
Barium	9.31E-02	1.92E-03			9.50E-02	0.00
Beryllium	2.23E-01	3.21E-02			2.55E-01	0.00
Bicarbonate						
Boron	1.94E-01	3.11E-04			1.95E-01	0.00
Cadmium	1.26E+00	1.81E-01			1.44E+00	0.00
Cerium						
Chromium	2.71E+00	1.95E-01			2.90E+00	0.01
Cobalt	3.03E-02	5.45E-05			3.03E-02	0.00
Copper	4.24E-02	2.04E-04			4.26E-02	0.00
Fluoride	2.14E-01	3.18E-04			2.14E-01	0.00
Gallium						
Iron	7.00E-01	6.72E-03			7.07E-01	0.00
Lead	3.26E+04	3.13E+02			3.29E+04	97.59
Lithium	1.32E-01	2.38E-04			1.33E-01	0.00
Manganese	3.12E-01	1.12E-02			3.23E-01	0.00
Mercury	6.18E-02	1.27E-03			6.31E-02	0.00
Molybdenum	3.77E-01	1.43E-03			3.78E-01	0.00
Nickel	2.10E-01	1.12E-03			2.11E-01	0.00
Nitrate as Nitrogen	4.53E-02	1.31E-04			4.55E-02	0.00
Selenium	4.08E-02	1.33E-04			4.09E-02	0.00
Silica						
Silver	3.07E-01	2.46E-03			3.10E-01	0.00
Sulfate						
Tetraoxo-sulfate(1-)						
Thallium						
Thorium						
Tin	4.40E-03	6.34E-05			4.47E-03	0.00
Titanium						
Uranium	5.83E-02	9.87E-05			5.84E-02	0.00
Vanadium	5.51E-01	7.94E-02			6.31E-01	0.00
Zinc	1.06E-02	7.66E-05			1.07E-02	0.00
Zirconium						
1,1,2-Trichloroethane	3.31E-02	4.94E-04	1.81E-02	1.96E-01	2.48E-01	0.00
1,1-Dichloroethene	4.78E-01	6.12E-03	2.61E-01	2.83E+00	3.58E+00	0.01
1,2-Dichlorobenzene	4.19E-05	4.60E-06	3.60E-05	3.91E-04	4.74E-04	0.00
1,2-Dichloroethane			1.39E-02	1.51E-01	1.65E-01	0.00
1,2-Dichloroethene	1.32E-02	2.54E-05	7.21E-03	7.83E-02	9.88E-02	0.00
1,3,5-Trimethylbenzene	2.65E-04	1.16E-04	4.25E-03	4.61E-02	5.08E-02	0.00
1,4-Dichlorobenzene			9.80E-06	1.06E-04	1.16E-04	0.00
2-Butanone	1.04E-02	2.04E-05	1.19E-02	1.29E-01	1.52E-01	0.00
4-Bromofluorobenzene						
4-Methyl-2-pentanone	1.41E-02	8.35E-05	2.69E-02	2.92E-01	3.33E-01	0.00
Acetone	6.19E-02	6.12E-05	3.38E-02	3.67E-01	4.63E-01	0.00
Acrylonitrile	6.61E-01	1.67E-03	6.32E-01	6.86E+00	8.16E+00	0.02
Benzene			2.11E-02	2.29E-01	2.50E-01	0.00
Bis(2-ethylhexyl)phthalate	1.79E-02	3.18E-03			2.11E-02	0.00
Bromomethane	4.72E-02	2.98E-04	2.53E-02	2.75E-01	3.47E-01	0.00

Table 5.7a Systemic toxicity from direct contact for the child resident (continued)

----- AREA_CODE=n MEDIA=RGA Groundwater -----						
(continued)						
Analyte	Direct ingestion	Dermal contact while showering	Inh. of volatiles while showering	Inh. of volatiles from household use	Chemical Total	% of Total
Butyl benzyl phthalate	3.31E-04	5.57E-05			3.86E-04	0.00
Carbazole						
Carbon tetrachloride	1.51E+01	7.37E-01	1.01E+01	1.10E+02	1.36E+02	0.40
Chlorobenzene	6.61E-03	1.26E-03	1.26E-02	1.37E-01	1.58E-01	0.00
Chloroform	9.26E-02	5.93E-03	5.06E-02	5.49E-01	6.98E-01	0.00
Chloromethane						
Chrysene						
Di-n-butyl phthalate	6.50E-03	1.08E-03			7.57E-03	0.00
Dimethylbenzene	1.07E-02	1.59E-03	5.87E-03	6.37E-02	8.19E-02	0.00
Ethane						
Ethanol						
Ethylbenzene	1.22E-01	1.35E-02	2.34E-02	2.54E-01	4.14E-01	0.00
Ethylene						
Methylene chloride	4.84E-02	3.30E-04	1.85E-03	2.01E-02	7.07E-02	0.00
PCB-1254	1.48E+00	8.18E-01			2.29E+00	0.01
Polychlorinated biphenyl						
Tetrachloroethene	2.12E+00	1.13E+00	6.74E-02	7.32E-01	4.04E+00	0.01
Trichloroethene	7.40E+01	1.14E+01	4.04E+01	4.39E+02	5.64E+02	1.67
Vinyl chloride						
cis-1,2-Dichloroethene	6.13E+00	8.83E-02	3.35E+00	3.64E+01	4.60E+01	0.14
m,p-Xylene	3.21E-06	4.76E-07	1.75E-06	1.90E-05	2.45E-05	0.00
trans-1,2-Dichloroethene	2.94E+00	4.53E-03	1.61E+00	1.74E+01	2.20E+01	0.07
trans-1,3-Dichloropropene						
Americium-241						
Cesium-137						
Cobalt-60						
Neptunium-237						
Plutonium-239						
Radium-226						
Radon-222						
Technetium-99						
Thorium-230						
Uranium-234						
Uranium-235						
Uranium-235/236						
Uranium-238						
Pathway Total	3.28E+04	3.29E+02	5.67E+01	6.16E+02	3.38E+04	
Fraction of Total	9.70E-01	9.74E-03	1.68E-03	1.82E-02		

----- AREA_CODE=n MEDIA=UCRS Groundwater -----						
Analyte	Direct ingestion	Dermal contact while showering	Inh. of volatiles while showering	Inh. of volatiles from household use	Chemical Total	% of Total
Aluminum	1.72E-01	2.48E-03			1.75E-01	0.00
Ammonia as Nitrogen						
Antimony	8.22E+00	5.92E-01			8.81E+00	0.03
Arsenic	2.67E+00	9.39E-03			2.68E+00	0.01
Barium	2.63E-01	5.40E-03			2.68E-01	0.00
Beryllium	5.62E-02	8.09E-03			6.43E-02	0.00
Cadmium	1.06E+00	1.53E-01			1.21E+00	0.00
Chromium	7.29E-01	5.25E-02			7.81E-01	0.00
Cobalt	2.71E-02	4.87E-05			2.71E-02	0.00
Copper	8.02E-02	3.85E-04			8.05E-02	0.00

Table 5.7a Systemic toxicity from direct contact for the child resident (continued)

----- AREA_CODE=n MEDIA=UCRS Groundwater ----- (continued)						
Analyte	Direct ingestion	Dermal contact while showering	Inh. of volatiles while showering	Inh. of volatiles from household use	Chemical Total	% of Total
Fluoride	4.88E-01	7.24E-04			4.88E-01	0.00
Iron	9.22E-01	8.85E-03			9.31E-01	0.00
Kjeldahl Nitrogen						
Lead	3.19E+04	3.06E+02			3.22E+04	93.16
Manganese	1.14E+00	4.10E-02			1.18E+00	0.00
Mercury	1.10E-01	2.27E-03			1.12E-01	0.00
Molybdenum	1.32E-01	5.01E-04			1.33E-01	0.00
Nickel	3.56E-01	1.90E-03			3.58E-01	0.00
Nitrate as Nitrogen	3.31E-02	9.53E-05			3.32E-02	0.00
Nitrate/Nitrite	8.65E-02	2.49E-04			8.68E-02	0.00
Orthophosphate						
Selenium	3.41E-02	1.12E-04			3.42E-02	0.00
Silica						
Silver	2.79E-01	2.23E-03			2.81E-01	0.00
Strontium	1.42E-01	1.02E-03			1.43E-01	0.00
Sulfate						
Sulfide						
Tetraoxo-sulfate(1-)						
Thallium						
Tin	2.87E-03	4.13E-05			2.91E-03	0.00
Uranium	5.29E-01	8.97E-04			5.30E-01	0.00
Vanadium	7.60E-01	1.09E-01			8.70E-01	0.00
Zinc	1.16E-02	8.34E-05			1.17E-02	0.00
1,1-Dichloroethene	1.47E+00	1.88E-02	8.03E-01	8.72E+00	1.10E+01	0.03
1,2-Dichloroethane			2.53E-02	2.74E-01	3.00E-01	0.00
1,2-Dichloroethene	4.49E-02	8.65E-05	2.45E-02	2.66E-01	3.36E-01	0.00
2,4-Dimethylphenol	1.45E-02	4.61E-03	7.95E-03	8.63E-02	1.13E-01	0.00
Benzene			1.65E-01	1.79E+00	1.95E+00	0.01
Bis(2-ethylhexyl)phthalate	3.31E-03	5.86E-04			3.89E-03	0.00
Bromodichloromethane	2.98E-02	2.54E-04	1.63E-02	1.76E-01	2.23E-01	0.00
Chloroethane	1.14E-02	1.65E-04	8.74E-04	9.49E-03	2.20E-02	0.00
Chloroform	1.59E-01	1.02E-02	8.67E-02	9.41E-01	1.20E+00	0.00
Di-n-butyl phthalate	6.48E-04	1.07E-04			7.55E-04	0.00
Dibromochloromethane	6.61E-03	6.19E-05	3.61E-03	3.92E-02	4.95E-02	0.00
Dimethylbenzene	1.98E-02	2.94E-03	1.08E-02	1.17E-01	1.51E-01	0.00
Ethane						
Ethanol						
Ethylbenzene	2.24E-01	2.46E-02	4.28E-02	4.65E-01	7.57E-01	0.00
Ethylene						
Fluorene	6.53E-03	4.61E-03	3.56E-03	3.87E-02	5.34E-02	0.00
Isophorone	1.67E-03	2.11E-05			1.69E-03	0.00
Methylene chloride	4.96E-03	3.38E-05	1.90E-04	2.06E-03	7.24E-03	0.00
Naphthalene	4.66E-02	5.79E-03	5.94E-01	6.46E+00	7.10E+00	0.02
Phenanthrene						
Trichloroethene	2.78E+02	4.26E+01	1.52E+02	1.65E+03	2.12E+03	6.13
Vinyl chloride						
cis-1,2-Dichloroethene	2.54E+01	3.66E-01	1.39E+01	1.51E+02	1.90E+02	0.55
trans-1,2-Dichloroethene	1.65E+00	2.55E-03	9.03E-01	9.81E+00	1.24E+01	0.04
Americium-241						
Cesium-137						
Cobalt-60						
Neptunium-237						
Plutonium-239						
Radium-226						
Radon-222						
Technetium-99						
Thorium-228						
Uranium-234						

Table 5.7a Systemic toxicity from direct contact for the child resident (continued)

----- AREA_CODE=n MEDIA=UCRS Groundwater -----							
(continued)							
Analyte	Direct ingestion	Dermal contact while showering	Inh. of volatiles while showering	Inh. of volatiles from household use	Chemical Total	% of Total	
Uranium-235							
Uranium-235/236							
Uranium-238							
Pathway Total	3.22E+04	3.50E+02	1.68E+02	1.83E+03	3.46E+04		
Fraction of Total	9.32E-01	1.01E-02	4.87E-03	5.29E-02			

Table 5.7b Systemic toxicity from biota consumption for the child resident

----- AREA_CODE=a MEDIA=RGa Groundwater -----

Analyte	Ingestion							Chemical Total	% of Total
	of vegetables	Ingestion of beef	Ingestion of milk	Ingestion of chicken	Ingestion of turkey	Ingestion of pork	Ingestion of eggs		
Aluminum	4.48E-02	1.99E-04	3.47E-04					4.54E-02	0.00
Arsenic	5.42E-01	3.13E-03	1.23E-03					5.46E-01	0.01
Barium	8.77E-02	5.17E-05	1.62E-03	1.05E-05	4.39E-05		4.83E-04	8.99E-02	0.00
Chromium Fluoride	6.59E-01	1.76E-02	2.56E-04					6.77E-01	0.01
Iron	3.25E-01	1.93E-02	3.78E-04	4.36E-03	1.82E-02	1.91E-03	2.00E-03	3.71E-01	0.01
Manganese	5.97E-02	7.46E-05	5.84E-05	3.37E-05	1.41E-04	4.09E-05	1.86E-05	6.01E-02	0.00
Tetraoxo-sulfate(1-) Thallium									
Vanadium	9.47E-01	7.01E-03	7.32E-04					9.55E-01	0.01
Zinc	4.71E-03	8.10E-04	1.06E-03	2.56E-04	1.07E-03	9.25E-05	5.04E-05	8.05E-03	0.00
1,1-Dichloroethene	3.47E-01	5.56E-07	2.29E-06					3.47E-01	0.01
Carbon tetrachloride	1.34E+01	4.18E-04	1.73E-03					1.34E+01	0.21
Chloroform	2.20E-02	6.61E-08	2.73E-07					2.20E-02	0.00
Tetrachloroethene	1.70E+00	3.03E-05	1.25E-04					1.70E+00	0.03
Trichloroethene	6.35E+03	6.37E-02	2.63E-01					6.35E+03	99.63
cis-1,2-Dichloroethene	1.22E+00	2.69E-06	1.11E-05					1.22E+00	0.02
trans-1,2-Dichloroethene	4.09E+00	7.51E-08	3.10E-07					4.09E+00	0.06
Cesium-137									
Neptunium-237									
Technetium-99									
Thorium-230									
Pathway Total	6.38E+03	1.12E-01	2.70E-01	4.67E-03	1.94E-02	2.04E-03	2.56E-03	6.38E+03	
Fraction of Total	1.00E+00	1.76E-05	4.24E-05	7.32E-07	3.05E-06	3.20E-07	4.01E-07		

----- AREA_CODE=a MEDIA=UCRS Groundwater -----

Analyte	Ingestion							Chemical Total	% of Total
	of vegetables	Ingestion of beef	Ingestion of milk	Ingestion of chicken	Ingestion of turkey	Ingestion of pork	Ingestion of eggs		
Aluminum	1.01E-01	4.51E-04	7.85E-04					1.03E-01	0.00
Antimony	3.19E+00	3.69E-04	3.01E-03					3.19E+00	0.01
Arsenic	4.22E-01	2.44E-03	9.56E-04					4.25E-01	0.00
Barium	3.06E-02	1.81E-05	5.65E-04	3.68E-06	1.53E-05		1.69E-04	3.14E-02	0.00
Beryllium	1.25E-02	3.68E-05	4.32E-07					1.25E-02	0.00
Chromium	2.11E-01	5.63E-03	8.17E-05					2.16E-01	0.00
Cobalt	1.58E-03	4.41E-07	4.03E-06	3.99E-05	1.66E-04	6.71E-07	9.15E-07	1.79E-03	0.00
Iron	5.00E-01	2.97E-02	5.81E-04	6.71E-03	2.80E-02	2.94E-03	3.08E-03	5.71E-01	0.00
Lead	3.08E+04	3.65E+01	3.57E+02					3.12E+04	96.43
Manganese	2.17E-02	2.72E-05	2.13E-05	1.23E-05	5.12E-05	1.49E-05	6.76E-06	2.19E-02	0.00
Nickel	2.30E-01	3.00E-03	1.25E-01					3.58E-01	0.00
Silica									
Tetraoxo-sulfate(1-)									
Uranium	2.38E-01	2.12E-04	3.68E-03	3.19E-03	1.33E-02	3.33E-03	1.46E-03	2.63E-01	0.00
Vanadium	6.08E-01	4.50E-03	4.70E-04					6.13E-01	0.00
Zinc	5.11E-03	8.78E-04	1.15E-03	2.78E-04	1.16E-03	1.00E-04	5.47E-05	8.72E-03	0.00
1,1-Dichloroethene	2.31E-02	3.71E-08	1.53E-07					2.31E-02	0.00
Bis(2-ethylhexyl)phthalate	2.29E-03	1.31E-05	5.42E-05					2.36E-03	0.00
Chloroform	1.43E-01	4.30E-07	1.77E-06					1.43E-01	0.00
Trichloroethene	1.15E+03	1.15E-02	4.74E-02					1.15E+03	3.55
cis-1,2-Dichloroethene	1.55E+00	3.41E-06	1.41E-05					1.55E+00	0.00
trans-1,2-Dichloroethene	1.17E+00	2.16E-08	8.89E-08					1.17E+00	0.00
Neptunium-237									
Radon-222									
Technetium-99									
Pathway Total	3.19E+04	3.66E+01	3.57E+02	1.02E-02	4.27E-02	6.38E-03	4.78E-03	3.23E+04	
Fraction of Total	9.88E-01	1.13E-03	1.11E-02	3.17E-07	1.32E-06	1.98E-07	1.48E-07		

Table 5.7b Systemic toxicity from biota consumption for the child resident (consumption)

----- AREA_CODE=b MEDIA=McNairy Groundwater -----

Analyte	Ingestion of vegetables	Ingestion of beef	Ingestion of milk	Ingestion of chicken	Ingestion of turkey	Ingestion of pork	Ingestion of eggs	Chemical Total	% of Total
Aluminum	3.76E-02	1.67E-04	2.91E-04					3.80E-02	0.18
Antimony	1.22E+01	1.42E-03	1.15E-02					1.22E+01	59.54
Nitrate as Nitrogen									
Silica									
Tetraoxo-sulfate(1-)									
Trichloroethene	8.28E+00	8.30E-05	3.42E-04					8.29E+00	40.28
Technetium-99									
Pathway Total	2.06E+01	1.67E-03	1.22E-02					2.06E+01	
Fraction of Total	9.99E-01	8.10E-05	5.92E-04						

----- AREA_CODE=b MEDIA=RGA Groundwater -----

Analyte	Ingestion of vegetables	Ingestion of beef	Ingestion of milk	Ingestion of chicken	Ingestion of turkey	Ingestion of pork	Ingestion of eggs	Chemical Total	% of Total
Aluminum	6.80E-02	3.03E-04	5.26E-04					6.89E-02	0.00
Arsenic	5.10E-01	2.95E-03	1.15E-03					5.14E-01	0.00
Barium	1.39E-01	8.22E-05	2.58E-03	1.67E-05	6.97E-05		7.68E-04	1.43E-01	0.00
Beryllium	1.44E-01	4.25E-04	5.00E-06					1.45E-01	0.00
Cadmium	5.32E-01	4.58E-04	1.50E-02	4.15E-03	1.73E-02	1.31E-03	2.38E-04	5.70E-01	0.00
Chromium	5.07E-01	1.36E-02	1.97E-04					5.21E-01	0.00
Cobalt	2.09E-02	5.85E-06	5.34E-05	5.29E-04	2.20E-03	8.90E-06	1.21E-05	2.37E-02	0.00
Fluoride									
Iron	7.56E-01	4.49E-02	8.79E-04	1.02E-02	4.23E-02	4.45E-03	4.66E-03	8.64E-01	0.00
Lead	1.84E+04	2.19E+01	2.14E+02					1.87E+04	99.74
Manganese	1.51E-01	1.88E-04	1.47E-04	8.51E-05	3.55E-04	1.03E-04	4.69E-05	1.52E-01	0.00
Mercury	8.14E-02	1.32E-03	8.11E-04	1.80E-05	7.48E-05			8.36E-02	0.00
Nitrate as Nitrogen									
Selenium	4.77E-02	1.11E-02	1.45E-02	4.53E-03	1.89E-02	2.71E-03	2.08E-03	1.02E-01	0.00
Silica									
Sulfate									
Tetraoxo-sulfate(1-)									
Tin	2.04E-02	3.32E-04	4.33E-04					2.12E-02	0.00
Uranium	9.31E-02	8.29E-05	1.44E-03	1.25E-03	5.21E-03	1.30E-03	5.74E-04	1.03E-01	0.00
Vanadium	2.55E-01	1.89E-03	1.97E-04					2.57E-01	0.00
Zinc	7.05E-03	1.21E-03	1.58E-03	3.84E-04	1.60E-03	1.38E-04	7.54E-05	1.20E-02	0.00
1,1,2-Trichloroethane	5.50E-02	1.65E-07	6.82E-07					5.50E-02	0.00
1,1-Dichloroethene	1.88E-02	3.01E-08	1.24E-07					1.88E-02	0.00
1,2-Dichloroethane									
Acetone	2.55E-01	3.59E-10	1.48E-09					2.55E-01	0.00
Carbon tetrachloride	1.53E+00	4.77E-05	1.97E-04					1.53E+00	0.01
Chlorobenzene	6.70E-03	2.09E-07	8.60E-07					6.70E-03	0.00
Chloroform	1.54E-01	4.63E-07	1.91E-06					1.54E-01	0.00
Di-n-butyl phthalate	3.67E-03	2.10E-05	8.66E-05					3.78E-03	0.00
Ethane									
Ethylene									
Methylene chloride	7.84E-03	2.45E-09	1.01E-08					7.84E-03	0.00
Tetrachloroethene	2.36E+00	4.21E-05	1.74E-04					2.36E+00	0.01
Trichloroethene	3.37E+01	3.38E-04	1.39E-03					3.37E+01	0.18
Vinyl chloride									
cis-1,2-Dichloroethene	7.78E+00	1.71E-05	7.06E-05					7.78E+00	0.04
Americium-241									
Cesium-137									
Cobalt-60									
Plutonium-239									
Radium-226									
Radon-222									
Technetium-99									
Thorium-230									

Table 5.7b Systemic toxicity from biota consumption for the child resident (consumption)

----- AREA_CODE=b MEDIA=RGa Groundwater -----
(continued)

Analyte	Ingestion of vegetables	Ingestion of beef	Ingestion of milk	Ingestion of chicken	Ingestion of turkey	Ingestion of pork	Ingestion of eggs	Chemical Total	% of Total
Uranium-234									
Uranium-235									
Uranium-235/236									
Uranium-238									
Pathway Total	1.85E+04	2.20E+01	2.14E+02	2.11E-02	8.80E-02	1.00E-02	8.45E-03	1.87E+04	
Fraction of Total	9.87E-01	1.17E-03	1.14E-02	1.13E-06	4.70E-06	5.35E-07	4.52E-07		

----- AREA_CODE=b MEDIA=UCRS Groundwater -----

Analyte	Ingestion of vegetables	Ingestion of beef	Ingestion of milk	Ingestion of chicken	Ingestion of turkey	Ingestion of pork	Ingestion of eggs	Chemical Total	% of Total
Aluminum	1.12E-01	4.97E-04	8.66E-04					1.13E-01	0.01
Arsenic	2.76E+00	1.60E-02	6.26E-03					2.79E+00	0.23
Barium	1.12E-01	6.60E-05	2.07E-03	1.34E-05	5.60E-05		6.17E-04	1.15E-01	0.01
Beryllium	8.96E-03	2.65E-05	3.11E-07					8.99E-03	0.00
Cadmium	3.93E-01	3.39E-04	1.10E-02	3.06E-03	1.28E-02	9.67E-04	1.76E-04	4.21E-01	0.03
Chromium	5.53E-01	1.48E-02	2.15E-04					5.68E-01	0.05
Cobalt	5.92E-03	1.65E-06	1.51E-05	1.50E-04	6.23E-04	2.52E-06	3.43E-06	6.71E-03	0.00
Fluoride									
Iron	4.88E-01	2.90E-02	5.67E-04	6.55E-03	2.73E-02	2.87E-03	3.01E-03	5.57E-01	0.05
Lead	8.02E+02	9.52E-01	9.32E+00					8.13E+02	66.25
Manganese	9.60E-02	1.20E-04	9.39E-05	5.42E-05	2.26E-04	6.57E-05	2.99E-05	9.66E-02	0.01
Mercury	8.14E-02	1.32E-03	8.11E-04	1.80E-05	7.48E-05			8.36E-02	0.01
Molybdenum	1.09E-01	2.65E-04	5.87E-03	1.20E-03	4.99E-03		4.94E-04	1.21E-01	0.01
Nickel	7.91E-01	1.03E-02	4.31E-01					1.23E+00	0.10
Nitrate as Nitrogen									
Selenium	2.97E-02	6.92E-03	9.03E-03	2.82E-03	1.17E-02	1.69E-03	1.29E-03	6.32E-02	0.01
Silica									
Sulfate									
Tetraoxo-sulfate(1-)									
Thallium									
Tin	3.53E-03	5.73E-05	7.48E-05					3.66E-03	0.00
Uranium	1.12E-01	1.00E-04	1.74E-03	1.51E-03	6.28E-03	1.57E-03	6.92E-04	1.24E-01	0.01
Vanadium	6.24E-01	4.62E-03	4.82E-04					6.29E-01	0.05
Zinc	4.96E-03	8.53E-04	1.11E-03	2.70E-04	1.12E-03	9.74E-05	5.31E-05	8.47E-03	0.00
1,1-Dichloroethene	3.75E-02	6.02E-08	2.48E-07					3.75E-02	0.00
1,2-Dichloroethene	5.06E-01	9.30E-09	3.83E-08					5.06E-01	0.04
2,4-Dimethylphenol	1.26E-02	9.43E-08	3.89E-07					1.26E-02	0.00
Benzene									
Chloroethane	1.01E-01	4.42E-08	1.82E-07					1.01E-01	0.01
Di-n-butyl phthalate	2.62E-04	1.50E-06	6.18E-06					2.69E-04	0.00
Dimethylbenzene	2.02E-04	2.38E-08	9.79E-08					2.02E-04	0.00
Ethane									
Ethylbenzene	5.18E-04	3.62E-08	1.49E-07					5.18E-04	0.00
Ethylene									
Isophorone	3.04E-03	3.54E-09	1.46E-08					3.04E-03	0.00
Trichloroethene	3.93E+02	3.94E-03	1.62E-02					3.93E+02	32.04
Vinyl chloride									
cis-1,2-Dichloroethene	1.33E+01	2.94E-05	1.21E-04					1.33E+01	1.09
trans-1,2-Dichloroethene	1.38E-01	2.55E-09	1.05E-08					1.38E-01	0.01
Americium-241									
Cobalt-60									
Neptunium-237									
Plutonium-239									
Radium-226									
Radon-222									
Technetium-99									

Table 5.7b Systemic toxicity from biota consumption for the child resident (consumption)

----- AREA_CODE=b MEDIA=UCRS Groundwater -----
(continued)

Analyte	Ingestion of vegetables	Ingestion of beef	Ingestion of milk	Ingestion of chicken	Ingestion of turkey	Ingestion of pork	Ingestion of eggs	Chemical Total	% of Total
Uranium-234									
Uranium-235									
Uranium-235/236									
Uranium-238									
Pathway Total	1.22E+03	1.04E+00	9.81E+00	1.56E-02	6.52E-02	7.26E-03	6.36E-03	1.23E+03	
Fraction of Total	9.91E-01	8.49E-04	8.00E-03	1.28E-05	5.31E-05	5.92E-06	5.19E-06		

----- AREA_CODE=c MEDIA=RGA Groundwater -----

Analyte	Ingestion of vegetables	Ingestion of beef	Ingestion of milk	Ingestion of chicken	Ingestion of turkey	Ingestion of pork	Ingestion of eggs	Chemical Total	% of Total
Aluminum	1.67E-01	7.43E-04	1.29E-03					1.69E-01	1.51
Barium	7.39E-02	4.36E-05	1.37E-03	8.88E-06	3.70E-05		4.07E-04	7.58E-02	0.68
Chromium	3.10E+00	8.29E-02	1.20E-03					3.18E+00	28.47
Iron	1.00E+00	5.95E-02	1.16E-03	1.35E-02	5.61E-02	5.89E-03	6.18E-03	1.14E+00	10.24
Manganese	1.14E-01	1.42E-04	1.11E-04	6.42E-05	2.68E-04	7.78E-05	3.54E-05	1.14E-01	1.02
Molybdenum	4.03E-01	9.82E-04	2.18E-02	4.44E-03	1.85E-02		1.83E-03	4.51E-01	4.03
Silica									
Sulfate									
Tetraoxo-sulfate(1-)									
Zinc	8.57E-03	1.47E-03	1.92E-03	4.66E-04	1.94E-03	1.68E-04	9.17E-05	1.46E-02	0.13
1,1-Dichloroethene	1.33E-01	2.13E-07	8.78E-07					1.33E-01	1.19
Chloroform	5.50E-02	1.65E-07	6.82E-07					5.50E-02	0.49
Trichloroethene	5.77E+00	5.78E-05	2.38E-04					5.77E+00	51.58
cis-1,2-Dichloroethene	7.38E-02	1.62E-07	6.70E-07					7.38E-02	0.66
Radon-222									
Technetium-99									
Pathway Total	1.09E+01	1.46E-01	2.91E-02	1.84E-02	7.68E-02	6.14E-03	8.55E-03	1.12E+01	
Fraction of Total	9.75E-01	1.30E-02	2.60E-03	1.65E-03	6.87E-03	5.49E-04	7.64E-04		

----- AREA_CODE=c MEDIA=UCRS Groundwater -----

Analyte	Ingestion of vegetables	Ingestion of beef	Ingestion of milk	Ingestion of chicken	Ingestion of turkey	Ingestion of pork	Ingestion of eggs	Chemical Total	% of Total
Aluminum	8.16E-02	3.63E-04	6.31E-04					8.26E-02	9.26
Barium	4.24E-02	2.50E-05	7.83E-04	5.09E-06	2.12E-05		2.34E-04	4.35E-02	4.87
Iron	2.82E-01	1.68E-02	3.28E-04	3.79E-03	1.58E-02	1.66E-03	1.74E-03	3.22E-01	36.11
Manganese	4.97E-02	6.20E-05	4.86E-05	2.81E-05	1.17E-04	3.40E-05	1.55E-05	5.00E-02	5.60
Silica									
Tetraoxo-sulfate(1-)									
Vanadium	2.12E-01	1.57E-03	1.64E-04					2.14E-01	23.98
Zinc	5.81E-03	9.99E-04	1.30E-03	3.16E-04	1.32E-03	1.14E-04	6.22E-05	9.92E-03	1.11
Benzene									
Chloroform	1.32E-01	3.96E-07	1.63E-06					1.32E-01	14.78
Trichloroethene	3.83E-02	3.83E-07	1.58E-06					3.83E-02	4.29
Technetium-99									
Pathway Total	8.44E-01	1.98E-02	3.26E-03	4.14E-03	1.72E-02	1.81E-03	2.05E-03	8.92E-01	
Fraction of Total	9.46E-01	2.22E-02	3.66E-03	4.64E-03	1.93E-02	2.02E-03	2.30E-03		

Table 5.7b Systemic toxicity from biota consumption for the child resident (consumption)

----- AREA_CODE=d MEDIA=McNairy Groundwater -----

Analyte	Ingestion of vegetables	Ingestion of beef	Ingestion of milk	Ingestion of chicken	Ingestion of turkey	Ingestion of pork	Ingestion of eggs	Chemical Total	% of Total
Silica									
Tetraoxo-sulfate(1-)									
Thallium									
Zinc	3.56E-02	6.12E-03	7.99E-03	1.94E-03	8.08E-03	6.99E-04	3.81E-04	6.08E-02	72.44
Trichloroethene	2.31E-02	2.32E-07	9.57E-07					2.31E-02	27.56
Pathway Total	5.88E-02	6.12E-03	7.99E-03	1.94E-03	8.08E-03	6.99E-04	3.81E-04	8.40E-02	
Fraction of Total	7.00E-01	7.29E-02	9.52E-02	2.31E-02	9.62E-02	8.33E-03	4.54E-03		

----- AREA_CODE=d MEDIA=Other Groundwater -----

Analyte	Ingestion of vegetables	Ingestion of beef	Ingestion of milk	Ingestion of chicken	Ingestion of turkey	Ingestion of pork	Ingestion of eggs	Chemical Total	% of Total
Methylene chloride	1.76E-02	5.50E-09	2.27E-08					1.76E-02	100.0
Pathway Total	1.76E-02	5.50E-09	2.27E-08					1.76E-02	
Fraction of Total	1.00E+00	3.12E-07	1.29E-06						

----- AREA_CODE=d MEDIA=RGa Groundwater -----

Analyte	Ingestion of vegetables	Ingestion of beef	Ingestion of milk	Ingestion of chicken	Ingestion of turkey	Ingestion of pork	Ingestion of eggs	Chemical Total	% of Total
Aluminum	5.56E-02	2.47E-04	4.30E-04					5.62E-02	0.00
Arsenic	6.07E-01	3.51E-03	1.37E-03					6.12E-01	0.00
Barium	1.59E-01	9.40E-05	2.94E-03	1.91E-05	7.97E-05		8.78E-04	1.63E-01	0.00
Chromium	5.20E-01	1.39E-02	2.02E-04					5.34E-01	0.00
Cobalt	1.87E-02	5.22E-06	4.77E-05	4.72E-04	1.97E-03	7.95E-06	1.08E-05	2.12E-02	0.00
Fluoride									
Iron	3.02E-01	1.79E-02	3.51E-04	4.06E-03	1.69E-02	1.77E-03	1.86E-03	3.45E-01	0.00
Lead	3.00E+04	3.56E+01	3.48E+02					3.04E+04	99.95
Manganese	4.40E-01	5.49E-04	4.30E-04	2.48E-04	1.04E-03	3.01E-04	1.37E-04	4.42E-01	0.00
Silica									
Tetraoxo-sulfate(1-)									
Tin	1.08E-01	1.76E-03	2.30E-03					1.13E-01	0.00
Uranium	3.36E-02	2.99E-05	5.20E-04	4.51E-04	1.88E-03	4.70E-04	2.07E-04	3.71E-02	0.00
Vanadium	4.01E-01	2.97E-03	3.10E-04					4.05E-01	0.00
Zinc	5.34E-03	9.18E-04	1.20E-03	2.91E-04	1.21E-03	1.05E-04	5.72E-05	9.12E-03	0.00
Bis(2-ethylhexyl)phthalate	4.58E-03	2.63E-05	1.08E-04					4.72E-03	0.00
Butyl benzyl phthalate	2.29E-04	1.31E-06	5.42E-06					2.36E-04	0.00
Di-n-butyl phthalate	3.35E-03	1.92E-05	7.92E-05					3.45E-03	0.00
Dimethylbenzene	2.25E-03	2.65E-07	1.09E-06					2.25E-03	0.00
Ethylbenzene	2.36E-02	1.65E-06	6.80E-06					2.36E-02	0.00
Methylene chloride	1.45E-01	4.54E-08	1.87E-07					1.45E-01	0.00
Tetrachloroethene	3.69E-02	6.58E-07	2.71E-06					3.69E-02	0.00
Trichloroethene	1.18E+01	1.18E-04	4.88E-04					1.18E+01	0.04
cis-1,2-Dichloroethene	3.46E-01	7.62E-07	3.14E-06					3.46E-01	0.00
Americium-241									
Cesium-137									
Cobalt-60									
Plutonium-239									
Radium-226									
Radon-222									
Technetium-99									
Uranium-234									
Uranium-238									
Pathway Total	3.00E+04	3.56E+01	3.48E+02	5.54E-03	2.31E-02	2.66E-03	3.15E-03	3.04E+04	
Fraction of Total	9.87E-01	1.17E-03	1.15E-02	1.82E-07	7.59E-07	8.75E-08	1.04E-07		

Table 5.7b Systemic toxicity from biota consumption for the child resident (consumption)

----- AREA_CODE=d MEDIA=UCRS Groundwater -----

Analyte	Ingestion							Chemical Total	% of Total
	of vegetables	of beef	of milk	of chicken	of turkey	of pork	of eggs		
Aluminum	2.09E-01	9.29E-04	1.62E-03					2.11E-01	0.00
Ammonia as Nitrogen									
Antimony	2.94E+00	3.40E-04	2.77E-03					2.94E+00	0.02
Arsenic	5.61E-01	3.25E-03	1.27E-03					5.65E-01	0.00
Barium	1.63E-01	9.63E-05	3.02E-03	1.96E-05	8.17E-05		8.99E-04	1.67E-01	0.00
Beryllium	3.81E-02	1.12E-04	1.32E-06					3.82E-02	0.00
Cadmium	7.37E-01	6.35E-04	2.07E-02	5.74E-03	2.39E-02	1.81E-03	3.29E-04	7.90E-01	0.01
Chromium	4.18E-01	1.12E-02	1.62E-04					4.29E-01	0.00
Cobalt	1.92E-02	5.35E-06	4.89E-05	4.84E-04	2.02E-03	8.15E-06	1.11E-05	2.17E-02	0.00
Fluoride									
Iron	1.12E+01	6.65E-01	1.30E-02	1.50E-01	6.27E-01	6.58E-02	6.90E-02	1.28E+01	0.08
Kjeldahl Nitrogen									
Lead	1.54E+04	1.83E+01	1.79E+02					1.56E+04	99.36
Manganese	1.02E+01	1.28E-02	9.99E-03	5.77E-03	2.40E-02	6.99E-03	3.18E-03	1.03E+01	0.07
Mercury	2.84E-02	4.62E-04	2.83E-04	6.27E-06	2.61E-05			2.92E-02	0.00
Nickel	8.68E-02	1.13E-03	4.73E-02					1.35E-01	0.00
Nitrate as Nitrogen									
Nitrate/Nitrite									
Orthophosphate									
Selenium	3.77E-02	8.78E-03	1.15E-02	3.58E-03	1.49E-02	2.14E-03	1.64E-03	8.02E-02	0.00
Silica									
Strontium	1.50E-01	2.27E-03	1.04E-02	1.03E-04	4.28E-04	8.64E-04	1.18E-04	1.64E-01	0.00
Sulfate									
Sulfide									
Tetraoxo-sulfate(1-)									
Uranium	5.06E-01	4.51E-04	7.84E-03	6.79E-03	2.83E-02	7.09E-03	3.12E-03	5.60E-01	0.00
Vanadium	1.22E+00	9.07E-03	9.47E-04					1.23E+00	0.01
Zinc	5.64E-03	9.70E-04	1.27E-03	3.07E-04	1.28E-03	1.11E-04	6.04E-05	9.63E-03	0.00
1,1-Dichloroethene	2.17E-01	3.49E-07	1.44E-06					2.17E-01	0.00
1,2-Dichloroethane									
1,2-Dichloroethene	1.51E-01	2.77E-09	1.14E-08					1.51E-01	0.00
Benzene									
Dimethylbenzene	3.89E-03	4.58E-07	1.89E-06					3.89E-03	0.00
Ethylbenzene	5.89E-02	4.12E-06	1.70E-05					5.89E-02	0.00
Fluorene	5.38E-03	9.48E-06	3.91E-05					5.43E-03	0.00
Methylene chloride	2.14E-02	6.67E-09	2.75E-08					2.14E-02	0.00
Naphthalene	2.04E-02	2.40E-06	9.90E-06					2.04E-02	0.00
Phenanthrene									
Trichloroethene	6.89E+01	6.91E-04	2.85E-03					6.89E+01	0.44
cis-1,2-Dichloroethene	8.80E-02	1.94E-07	7.98E-07					8.80E-02	0.00
Neptunium-237									
Radon-222									
Technetium-99									
Thorium-228									
Uranium-234									
Uranium-235									
Uranium-238									
Pathway Total	1.55E+04	1.90E+01	1.79E+02	1.73E-01	7.22E-01	8.48E-02	7.84E-02	1.57E+04	
Fraction of Total	9.87E-01	1.21E-03	1.14E-02	1.10E-05	4.60E-05	5.40E-06	4.99E-06		

----- AREA_CODE=e MEDIA=McNairy Groundwater -----

Analyte	Ingestion							Chemical Total	% of Total
	of vegetables	of beef	of milk	of chicken	of turkey	of pork	of eggs		
Aluminum	3.96E-02	1.76E-04	3.07E-04					4.01E-02	0.33
Arsenic	2.21E+00	1.28E-02	5.00E-03					2.23E+00	18.58
Barium	1.79E-01	1.05E-04	3.30E-03	2.14E-05	8.93E-05		9.83E-04	1.83E-01	1.53
Beryllium	2.29E-01	6.75E-04	7.93E-06					2.29E-01	1.91

Table 5.7b Systemic toxicity from biota consumption for the child resident (consumption)

----- AREA_CODE=e MEDIA=McNairy Groundwater -----
(continued)

Analyte	Ingestion of vegetables	Ingestion of beef	Ingestion of milk	Ingestion of chicken	Ingestion of turkey	Ingestion of pork	Ingestion of eggs	Chemical Total	% of Total
Cadmium	1.29E+00	1.11E-03	3.62E-02	1.01E-02	4.19E-02	3.17E-03	5.77E-04	1.38E+00	11.53
Chromium	1.81E+00	4.85E-02	7.04E-04					1.86E+00	15.55
Cobalt	3.06E-02	8.55E-06	7.81E-05	7.73E-04	3.22E-03	1.30E-05	1.77E-05	3.47E-02	0.29
Fluoride									
Iron	2.22E+00	1.32E-01	2.58E-03	2.98E-02	1.24E-01	1.30E-02	1.37E-02	2.53E+00	21.15
Manganese	1.90E-01	2.38E-04	1.86E-04	1.08E-04	4.48E-04	1.30E-04	5.92E-05	1.91E-01	1.60
Nickel	1.34E-01	1.75E-03	7.29E-02					2.08E-01	1.74
Silica									
Sulfate									
Tetraoxo-sulfate(1-)									
Uranium	7.39E-02	6.58E-05	1.14E-03	9.92E-04	4.13E-03	1.03E-03	4.55E-04	8.17E-02	0.68
Vanadium	2.89E+00	2.14E-02	2.23E-03					2.91E+00	24.30
Zinc	4.15E-02	7.13E-03	9.30E-03	2.26E-03	9.40E-03	8.14E-04	4.44E-04	7.08E-02	0.59
Trichloroethene	2.56E-02	2.57E-07	1.06E-06					2.56E-02	0.21
Radon-222									
Technetium-99									
Pathway Total	1.14E+01	2.26E-01	1.34E-01	4.40E-02	1.83E-01	1.82E-02	1.62E-02	1.20E+01	
Fraction of Total	9.48E-01	1.88E-02	1.12E-02	3.67E-03	1.53E-02	1.52E-03	1.35E-03		

----- AREA_CODE=e MEDIA=RGA Groundwater -----

Analyte	Ingestion of vegetables	Ingestion of beef	Ingestion of milk	Ingestion of chicken	Ingestion of turkey	Ingestion of pork	Ingestion of eggs	Chemical Total	% of Total
Aluminum	2.83E-02	1.26E-04	2.19E-04					2.86E-02	0.12
Arsenic	3.84E-01	2.22E-03	8.69E-04					3.87E-01	1.67
Barium	1.19E-01	7.02E-05	2.20E-03	1.43E-05	5.95E-05		6.56E-04	1.22E-01	0.53
Beryllium	1.34E-01	3.95E-04	4.64E-06					1.34E-01	0.58
Cadmium	9.91E-01	8.54E-04	2.79E-02	7.73E-03	3.22E-02	2.44E-03	4.43E-04	1.06E+00	4.58
Cobalt	2.09E-02	5.84E-06	5.34E-05	5.29E-04	2.20E-03	8.90E-06	1.21E-05	2.37E-02	0.10
Copper	5.23E-02	1.15E-03	2.49E-03	2.88E-04	1.20E-03	2.13E-04	1.32E-04	5.78E-02	0.25
Fluoride									
Iron	4.18E-01	2.48E-02	4.86E-04	5.61E-03	2.34E-02	2.46E-03	2.58E-03	4.77E-01	2.06
Manganese	2.52E-02	3.15E-05	2.47E-05	1.42E-05	5.94E-05	1.73E-05	7.84E-06	2.54E-02	0.11
Molybdenum	3.20E-01	7.78E-04	1.73E-02	3.52E-03	1.47E-02		1.45E-03	3.57E-01	1.54
Silica									
Silver	3.21E-01	2.86E-03	6.23E-04	8.64E-03	3.60E-02	1.45E-03		3.71E-01	1.60
Sulfate									
Tetraoxo-sulfate(1-)									
Thallium									
Uranium	1.92E-02	1.71E-05	2.98E-04	2.58E-04	1.07E-03	2.69E-04	1.18E-04	2.12E-02	0.09
Vanadium	5.20E-01	3.85E-03	4.02E-04					5.25E-01	2.26
Zinc	9.09E-03	1.56E-03	2.04E-03	4.95E-04	2.06E-03	1.79E-04	9.74E-05	1.55E-02	0.07
2-Butanone	2.00E-01	1.74E-09	7.19E-09					2.00E-01	0.86
Dimethylbenzene	1.68E-04	1.98E-08	8.16E-08					1.68E-04	0.00
Trichloroethene	1.93E+01	1.93E-04	7.96E-04					1.93E+01	83.00
trans-1,2-Dichloroethene	1.36E-01	2.50E-09	1.03E-08					1.36E-01	0.59
Cobalt-60									
Radon-222									
Technetium-99									
Thorium-230									
Pathway Total	2.30E+01	3.89E-02	5.56E-02	2.71E-02	1.13E-01	7.04E-03	5.50E-03	2.32E+01	
Fraction of Total	9.89E-01	1.68E-03	2.40E-03	1.17E-03	4.87E-03	3.03E-04	2.37E-04		

Table 5.7b Systemic toxicity from biota consumption for the child resident (consumption)

----- AREA_CODE=e MEDIA=UCRS Groundwater -----

Analyte	Ingestion							Chemical Total	% of Total
	of vegetables	Ingestion of beef	Ingestion of milk	Ingestion of chicken	Ingestion of turkey	Ingestion of pork	Ingestion of eggs		
Aluminum	1.89E-01	8.42E-04	1.47E-03					1.92E-01	3.12
Arsenic	4.96E-01	2.87E-03	1.12E-03					5.00E-01	8.13
Barium	2.84E-01	1.67E-04	5.24E-03	3.40E-05	1.42E-04		1.56E-03	2.91E-01	4.73
Chromium Fluoride	6.78E-01	1.81E-02	2.63E-04					6.96E-01	11.33
Iron	6.70E-01	3.98E-02	7.79E-04	9.00E-03	3.75E-02	3.94E-03	4.13E-03	7.65E-01	12.45
Manganese	2.34E-02	2.92E-05	2.29E-05	1.32E-05	5.51E-05	1.60E-05	7.29E-06	2.36E-02	0.38
Nickel	4.10E-01	5.35E-03	2.24E-01					6.39E-01	10.40
Silica Sulfate Tetraoxo-sulfate(1-)									
Vanadium	2.95E+00	2.19E-02	2.28E-03					2.98E+00	48.42
Zinc	2.66E-02	4.58E-03	5.98E-03	1.45E-03	6.04E-03	5.23E-04	2.85E-04	4.55E-02	0.74
Trichloroethene	1.81E-02	1.81E-07	7.48E-07					1.81E-02	0.29
Radon-222 Pathway Total	5.75E+00	9.36E-02	2.41E-01	1.05E-02	4.38E-02	4.48E-03	5.99E-03	6.15E+00	
Fraction of Total	9.35E-01	1.52E-02	3.92E-02	1.71E-03	7.12E-03	7.29E-04	9.74E-04		

----- AREA_CODE=f MEDIA=McNairy Groundwater -----

Analyte	Ingestion							Chemical Total	% of Total
	of vegetables	Ingestion of beef	Ingestion of milk	Ingestion of chicken	Ingestion of turkey	Ingestion of pork	Ingestion of eggs		
Barium	1.11E-01	6.57E-05	2.06E-03	1.34E-05	5.57E-05		6.13E-04	1.14E-01	69.27
Tetraoxo-sulfate(1-)									
Zinc	2.96E-02	5.10E-03	6.65E-03	1.61E-03	6.72E-03	5.82E-04	3.17E-04	5.06E-02	30.73
Pathway Total	1.41E-01	5.16E-03	8.71E-03	1.63E-03	6.78E-03	5.82E-04	9.31E-04	1.65E-01	
Fraction of Total	8.56E-01	3.13E-02	5.28E-02	9.88E-03	4.11E-02	3.53E-03	5.65E-03		

----- AREA_CODE=f MEDIA=RGa Groundwater -----

Analyte	Ingestion							Chemical Total	% of Total
	of vegetables	Ingestion of beef	Ingestion of milk	Ingestion of chicken	Ingestion of turkey	Ingestion of pork	Ingestion of eggs		
Aluminum	2.39E-02	1.06E-04	1.85E-04					2.42E-02	0.15
Arsenic	3.96E-01	2.29E-03	8.97E-04					3.99E-01	2.48
Barium	1.81E-01	1.07E-04	3.35E-03	2.18E-05	9.08E-05		1.00E-03	1.86E-01	1.15
Cadmium	1.79E+00	1.54E-03	5.03E-02	1.39E-02	5.81E-02	4.40E-03	8.00E-04	1.92E+00	11.89
Chromium	1.24E+00	3.31E-02	4.80E-04					1.27E+00	7.87
Copper	4.02E-02	8.82E-04	1.92E-03	2.22E-04	9.23E-04	1.64E-04	1.02E-04	4.44E-02	0.28
Iron	1.93E-01	1.14E-02	2.24E-04	2.59E-03	1.08E-02	1.13E-03	1.19E-03	2.20E-01	1.36
Manganese	2.71E-02	3.38E-05	2.65E-05	1.53E-05	6.38E-05	1.85E-05	8.43E-06	2.73E-02	0.17
Silica Sulfate Tetraoxo-sulfate(1-)									
Vanadium	4.68E-01	3.47E-03	3.62E-04					4.72E-01	2.93
Zinc	4.62E-03	7.95E-04	1.04E-03	2.52E-04	1.05E-03	9.08E-05	4.95E-05	7.90E-03	0.05
1,1-Dichloroethene	8.17E-02	1.31E-07	5.41E-07					8.17E-02	0.51
1,2-Dichloroethene	8.45E-01	1.55E-08	6.41E-08					8.45E-01	5.24
Bis(2-ethylhexyl)phthalate	6.42E-02	3.68E-04	1.52E-03					6.61E-02	0.41
Carbon tetrachloride	5.74E-02	1.79E-06	7.37E-06					5.74E-02	0.36
Trichloroethene	1.04E+01	1.04E-04	4.31E-04					1.04E+01	64.61
cis-1,2-Dichloroethene	8.94E-02	1.97E-07	8.12E-07					8.94E-02	0.55
Plutonium-239 Radon-222 Technetium-99 Pathway Total	1.59E+01	5.42E-02	6.07E-02	1.70E-02	7.10E-02	5.81E-03	3.15E-03	1.61E+01	

Table 5.7b Systemic toxicity from biota consumption for the child resident (consumption)

----- AREA_CODE=f MEDIA=RGA Groundwater -----
(continued)

Analyte	Ingestion of vegetables	Ingestion of beef	Ingestion of milk	Ingestion of chicken	Ingestion of turkey	Ingestion of pork	Ingestion of eggs	Chemical Total	% of Total
Fraction of Total	9.87E-01	3.36E-03	3.76E-03	1.06E-03	4.40E-03	3.60E-04	1.95E-04		

----- AREA_CODE=f MEDIA=UCRS Groundwater -----

Analyte	Ingestion of vegetables	Ingestion of beef	Ingestion of milk	Ingestion of chicken	Ingestion of turkey	Ingestion of pork	Ingestion of eggs	Chemical Total	% of Total
Aluminum	3.08E-01	1.37E-03	2.38E-03					3.11E-01	21.55
Barium	7.76E-02	4.57E-05	1.43E-03	9.31E-06	3.88E-05		4.27E-04	7.95E-02	5.50
Iron	6.06E-01	3.60E-02	7.05E-04	8.14E-03	3.39E-02	3.56E-03	3.74E-03	6.92E-01	47.92
Manganese	2.91E-02	3.64E-05	2.85E-05	1.65E-05	6.86E-05	1.99E-05	9.06E-06	2.93E-02	2.03
Silica									
Tetraoxo-sulfate(1-)									
Vanadium	2.84E-01	2.10E-03	2.19E-04					2.86E-01	19.81
Zinc	1.60E-02	2.75E-03	3.59E-03	8.71E-04	3.63E-03	3.14E-04	1.71E-04	2.73E-02	1.89
Trichloroethene	1.88E-02	1.89E-07	7.77E-07					1.88E-02	1.30
Radon-222									
Technetium-99									
Pathway Total	1.34E+00	4.23E-02	8.36E-03	9.04E-03	3.77E-02	3.90E-03	4.34E-03	1.44E+00	
Fraction of Total	9.27E-01	2.93E-02	5.78E-03	6.26E-03	2.61E-02	2.70E-03	3.01E-03		

----- AREA_CODE=g MEDIA=McNairy Groundwater -----

Analyte	Ingestion of vegetables	Ingestion of beef	Ingestion of milk	Ingestion of chicken	Ingestion of turkey	Ingestion of pork	Ingestion of eggs	Chemical Total	% of Total
Arsenic	3.81E-01	2.20E-03	8.63E-04					3.84E-01	57.86
Mercury	2.72E-01	4.43E-03	2.71E-03	6.01E-05	2.50E-04			2.80E-01	42.14
Silica									
Tetraoxo-sulfate(1-)									
Neptunium-237									
Plutonium-239									
Radium-226									
Pathway Total	6.53E-01	6.63E-03	3.58E-03	6.01E-05	2.50E-04			6.64E-01	
Fraction of Total	9.84E-01	9.99E-03	5.39E-03	9.05E-05	3.77E-04				

----- AREA_CODE=g MEDIA=RGA Groundwater -----

Analyte	Ingestion of vegetables	Ingestion of beef	Ingestion of milk	Ingestion of chicken	Ingestion of turkey	Ingestion of pork	Ingestion of eggs	Chemical Total	% of Total
Aluminum	6.71E-02	2.98E-04	5.19E-04					6.79E-02	0.00
Arsenic	3.82E-01	2.21E-03	8.66E-04					3.85E-01	0.00
Cadmium	7.37E-01	6.35E-04	2.07E-02	5.74E-03	2.39E-02	1.81E-03	3.29E-04	7.90E-01	0.00
Chromium	1.19E+00	3.19E-02	4.63E-04					1.23E+00	0.00
Iron	4.44E-01	2.63E-02	5.16E-04	5.96E-03	2.48E-02	2.61E-03	2.73E-03	5.07E-01	0.00
Lead	2.98E+04	3.54E+01	3.46E+02					3.02E+04	99.99
Manganese	2.21E-02	2.76E-05	2.16E-05	1.25E-05	5.20E-05	1.51E-05	6.87E-06	2.22E-02	0.00
Nickel	3.32E-01	4.33E-03	1.81E-01					5.17E-01	0.00
Silica									
Tetraoxo-sulfate(1-)									
Zinc	1.39E-02	2.39E-03	3.12E-03	7.57E-04	3.15E-03	2.73E-04	1.49E-04	2.38E-02	0.00
Trichloroethene	1.38E-02	1.38E-07	5.71E-07					1.38E-02	0.00
Neptunium-237									

Table 5.7b Systemic toxicity from biota consumption for the child resident (consumption)

----- AREA_CODE=g MEDIA=RGa Groundwater -----
(continued)

Analyte	Ingestion of vegetables	Ingestion of beef	Ingestion of milk	Ingestion of chicken	Ingestion of turkey	Ingestion of pork	Ingestion of eggs	Chemical Total	% of Total
Radium-226									
Radon-222									
Technetium-99									
Thorium-230									
Pathway Total	2.98E+04	3.54E+01	3.46E+02	1.25E-02	5.20E-02	4.71E-03	3.22E-03	3.02E+04	
Fraction of Total	9.87E-01	1.17E-03	1.15E-02	4.13E-07	1.72E-06	1.56E-07	1.07E-07		

----- AREA_CODE=g MEDIA=UCRS Groundwater -----

Analyte	Ingestion of vegetables	Ingestion of beef	Ingestion of milk	Ingestion of chicken	Ingestion of turkey	Ingestion of pork	Ingestion of eggs	Chemical Total	% of Total
Aluminum	4.16E-02	1.85E-04	3.22E-04					4.21E-02	1.83
Chromium	1.33E+00	3.56E-02	5.17E-04					1.37E+00	59.43
Manganese	2.22E-01	2.78E-04	2.17E-04	1.26E-04	5.24E-04	1.52E-04	6.92E-05	2.24E-01	9.71
Nitrate as Nitrogen									
Silica									
Tetraoxo-sulfate(1-)									
Vanadium	6.49E-01	4.80E-03	5.02E-04					6.54E-01	28.40
Zinc	8.50E-03	1.46E-03	1.91E-03	4.63E-04	1.93E-03	1.67E-04	9.10E-05	1.45E-02	0.63
Neptunium-237									
Plutonium-239									
Radium-226									
Radon-222									
Technetium-99									
Pathway Total	2.25E+00	4.24E-02	3.46E-03	5.88E-04	2.45E-03	3.19E-04	1.60E-04	2.30E+00	
Fraction of Total	9.79E-01	1.84E-02	1.50E-03	2.55E-04	1.06E-03	1.39E-04	6.95E-05		

----- AREA_CODE=h MEDIA=McNairy Groundwater -----

Analyte	Ingestion of vegetables	Ingestion of beef	Ingestion of milk	Ingestion of chicken	Ingestion of turkey	Ingestion of pork	Ingestion of eggs	Chemical Total	% of Total
Fluoride									
Silica									
Tetraoxo-sulfate(1-)									
Radium-226									
Radon-222									
Thorium-230									
Pathway Total									
Fraction of Total									

----- AREA_CODE=h MEDIA=Other Groundwater -----

Analyte	Ingestion of vegetables	Ingestion of beef	Ingestion of milk	Ingestion of chicken	Ingestion of turkey	Ingestion of pork	Ingestion of eggs	Chemical Total	% of Total
Antimony	4.96E+00	5.74E-04	4.68E-03					4.97E+00	75.42
Barium	3.59E-02	2.12E-05	6.63E-04	4.31E-06	1.80E-05		1.98E-04	3.68E-02	0.56
Chromium	4.11E-01	1.10E-02	1.59E-04					4.22E-01	6.41
Fluoride									
Iron	6.50E-02	3.86E-03	7.56E-05	8.73E-04	3.64E-03	3.82E-04	4.01E-04	7.42E-02	1.13
Manganese	1.18E-02	1.48E-05	1.16E-05	6.67E-06	2.78E-05	8.09E-06	3.68E-06	1.19E-02	0.18
Mercury	7.80E-02	1.27E-03	7.77E-04	1.72E-05	7.17E-05			8.01E-02	1.22

Table 5.7b Systemic toxicity from biota consumption for the child resident (consumption)

----- AREA_CODE=h MEDIA=Other Groundwater -----
(continued)

Analyte	Ingestion of vegetables	Ingestion of beef	Ingestion of milk	Ingestion of chicken	Ingestion of turkey	Ingestion of pork	Ingestion of eggs	Chemical Total	% of Total
Nickel	1.46E-01	1.91E-03	7.99E-02					2.28E-01	3.47
Nitrate as Nitrogen									
Silica									
Tetraoxo-sulfate(1-)									
Thallium									
Vanadium	7.51E-01	5.56E-03	5.80E-04					7.57E-01	11.49
Zinc	4.97E-03	8.55E-04	1.12E-03	2.71E-04	1.13E-03	9.76E-05	5.32E-05	8.49E-03	0.13
Neptunium-237									
Radium-226									
Radon-222									
Thorium-230									
Pathway Total	6.47E+00	2.51E-02	8.79E-02	1.17E-03	4.88E-03	4.88E-04	6.56E-04	6.59E+00	
Fraction of Total	9.82E-01	3.80E-03	1.34E-02	1.78E-04	7.42E-04	7.41E-05	9.95E-05		

----- AREA_CODE=h MEDIA=RGa Groundwater -----

Analyte	Ingestion of vegetables	Ingestion of beef	Ingestion of milk	Ingestion of chicken	Ingestion of turkey	Ingestion of pork	Ingestion of eggs	Chemical Total	% of Total
Aluminum	1.03E-01	4.58E-04	7.97E-04					1.04E-01	2.32
Arsenic	4.24E-01	2.45E-03	9.61E-04					4.28E-01	9.50
Barium	5.94E-02	3.50E-05	1.10E-03	7.13E-06	2.97E-05		3.27E-04	6.09E-02	1.35
Chromium	2.07E+00	5.53E-02	8.01E-04					2.12E+00	47.16
Iron	1.08E+00	6.44E-02	1.26E-03	1.46E-02	6.07E-02	6.37E-03	6.68E-03	1.24E+00	27.51
Manganese	1.73E-02	2.16E-05	1.69E-05	9.79E-06	4.08E-05	1.19E-05	5.39E-06	1.74E-02	0.39
Nitrate as Nitrogen									
Tetraoxo-sulfate(1-)									
Uranium	4.56E-02	4.06E-05	7.07E-04	6.13E-04	2.55E-03	6.39E-04	2.81E-04	5.05E-02	1.12
Vanadium	4.31E-01	3.19E-03	3.33E-04					4.35E-01	9.65
Trichloroethene	1.65E-02	1.65E-07	6.81E-07					1.65E-02	0.37
cis-1,2-Dichloroethene	2.86E-02	6.30E-08	2.60E-07					2.86E-02	0.64
Radon-222									
Technetium-99									
Pathway Total	4.28E+00	1.26E-01	5.98E-03	1.52E-02	6.33E-02	7.02E-03	7.30E-03	4.50E+00	
Fraction of Total	9.50E-01	2.80E-02	1.33E-03	3.38E-03	1.41E-02	1.56E-03	1.62E-03		

----- AREA_CODE=h MEDIA=UCRS Groundwater -----

Analyte	Ingestion of vegetables	Ingestion of beef	Ingestion of milk	Ingestion of chicken	Ingestion of turkey	Ingestion of pork	Ingestion of eggs	Chemical Total	% of Total
Aluminum	7.32E-02	3.25E-04	5.66E-04					7.41E-02	3.77
Barium	3.78E-02	2.23E-05	6.98E-04	4.53E-06	1.89E-05		2.08E-04	3.87E-02	1.97
Iron	2.24E-01	1.33E-02	2.60E-04	3.01E-03	1.25E-02	1.31E-03	1.38E-03	2.55E-01	12.99
Manganese	1.71E-02	2.13E-05	1.67E-05	9.64E-06	4.02E-05	1.17E-05	5.31E-06	1.72E-02	0.87
Nickel	8.44E-01	1.10E-02	4.60E-01					1.32E+00	66.91
Nitrate as Nitrogen									
Silica									
Tetraoxo-sulfate(1-)									
Vanadium	2.55E-01	1.89E-03	1.97E-04					2.57E-01	13.09
Zinc	4.62E-03	7.94E-04	1.04E-03	2.51E-04	1.05E-03	9.06E-05	4.94E-05	7.88E-03	0.40
Radon-222									
Pathway Total	1.46E+00	2.74E-02	4.63E-01	3.27E-03	1.36E-02	1.42E-03	1.64E-03	1.97E+00	
Fraction of Total	7.40E-01	1.39E-02	2.36E-01	1.66E-03	6.93E-03	7.21E-04	8.35E-04		

Table 5.7b Systemic toxicity from biota consumption for the child resident (consumption)

----- AREA_CODE=i MEDIA=McNairy Groundwater -----

Analyte	Ingestion of vegetables	Ingestion of beef	Ingestion of milk	Ingestion of chicken	Ingestion of turkey	Ingestion of pork	Ingestion of eggs	Chemical % of	
								Total	Total
Manganese	2.74E-01	3.43E-04	2.68E-04	1.55E-04	6.46E-04	1.88E-04	8.53E-05	2.76E-01	18.66
Silica									
Tetraoxo-sulfate(1-)									
Vanadium	1.19E+00	8.83E-03	9.22E-04					1.20E+00	81.34
Pathway Total	1.47E+00	9.18E-03	1.19E-03	1.55E-04	6.46E-04	1.88E-04	8.53E-05	1.48E+00	
Fraction of Total	9.92E-01	6.21E-03	8.05E-04	1.05E-04	4.37E-04	1.27E-04	5.77E-05		

----- AREA_CODE=i MEDIA=RGa Groundwater -----

Analyte	Ingestion of vegetables	Ingestion of beef	Ingestion of milk	Ingestion of chicken	Ingestion of turkey	Ingestion of pork	Ingestion of eggs	Chemical % of	
								Total	Total
Aluminum	4.98E-02	2.22E-04	3.85E-04					5.04E-02	0.19
Antimony	9.52E+00	1.10E-03	8.98E-03					9.53E+00	36.74
Arsenic	4.11E-01	2.38E-03	9.32E-04					4.15E-01	1.60
Barium	6.48E-02	3.82E-05	1.20E-03	7.78E-06	3.24E-05		3.57E-04	6.64E-02	0.26
Beryllium	1.78E-01	5.26E-04	6.17E-06					1.79E-01	0.69
Bicarbonate									
Boron	4.92E-01	3.11E-04	7.60E-03					5.00E-01	1.93
Cadmium	2.42E-01	2.08E-04	6.80E-03	1.88E-03	7.85E-03	5.95E-04	1.08E-04	2.59E-01	1.00
Cerium									
Chromium	3.90E+00	1.04E-01	1.51E-03					4.01E+00	15.45
Cobalt	2.26E-02	6.32E-06	5.77E-05	5.72E-04	2.38E-03	9.62E-06	1.31E-05	2.57E-02	0.10
Copper	4.07E-02	8.92E-04	1.94E-03	2.24E-04	9.34E-04	1.66E-04	1.03E-04	4.50E-02	0.17
Fluoride									
Gallium									
Iron	4.39E-01	2.61E-02	5.10E-04	5.89E-03	2.46E-02	2.58E-03	2.70E-03	5.01E-01	1.93
Lithium	9.05E-02	2.65E-03	6.90E-02					1.62E-01	0.63
Manganese	5.14E-02	6.42E-05	5.02E-05	2.90E-05	1.21E-04	3.52E-05	1.60E-05	5.17E-02	0.20
Mercury	3.58E-02	5.82E-04	3.57E-04	7.89E-06	3.29E-05			3.68E-02	0.14
Nickel	1.90E-01	2.48E-03	1.04E-01					2.96E-01	1.14
Selenium	2.86E-02	6.65E-03	8.68E-03	2.71E-03	1.13E-02	1.62E-03	1.24E-03	6.08E-02	0.23
Silica									
Silver	1.87E-01	1.67E-03	3.62E-04	5.02E-03	2.09E-02	8.46E-04		2.16E-01	0.83
Sulfate									
Tetraoxo-sulfate(1-)									
Thorium									
Titanium									
Uranium	1.70E-02	1.52E-05	2.64E-04	2.28E-04	9.52E-04	2.38E-04	1.05E-04	1.88E-02	0.07
Vanadium	4.56E-01	3.37E-03	3.52E-04					4.59E-01	1.77
Zinc	1.45E-02	2.49E-03	3.24E-03	7.87E-04	3.28E-03	2.84E-04	1.55E-04	2.47E-02	0.10
Zirconium									
1,2-Dichlorobenzene	3.46E-05	5.26E-09	2.17E-08					3.46E-05	0.00
1,2-Dichloroethene	8.21E-02	1.51E-09	6.22E-09					8.21E-02	0.32
1,3,5-Trimethylbenzene	1.96E-04	1.32E-07	5.45E-07					1.97E-04	0.00
1,4-Dichlorobenzene									
4-Bromofluorobenzene									
4-Methyl-2-pentanone	2.35E-02	5.23E-09	2.16E-08					2.35E-02	0.09
Acetone	1.09E-01	1.54E-10	6.36E-10					1.09E-01	0.42
Acrylonitrile	7.22E+00	5.88E-08	2.42E-07					7.22E+00	27.85
Benzene									
Bis(2-ethylhexyl)phthalate	1.22E-02	6.98E-05	2.88E-04					1.25E-02	0.05
Bromomethane	1.68E-01	3.74E-08	1.54E-07					1.68E-01	0.65
Carbazole									
Chloroform	2.20E-02	6.61E-08	2.73E-07					2.20E-02	0.08
Chloromethane									
Chrysene									
Di-n-butyl phthalate	2.58E-03	1.48E-05	6.09E-05					2.65E-03	0.01
Dimethylbenzene	8.40E-05	9.90E-09	4.08E-08					8.41E-05	0.00

Table 5.7b Systemic toxicity from biota consumption for the child resident (consumption)

----- AREA_CODE=i MEDIA=RGA Groundwater -----
(continued)

Analyte	Ingestion of vegetables	Ingestion of beef	Ingestion of milk	Ingestion of chicken	Ingestion of turkey	Ingestion of pork	Ingestion of eggs	Chemical Total	% of Total
Ethanol									
Ethylbenzene	5.96E-04	4.16E-08	1.72E-07					5.96E-04	0.00
Methylene chloride	1.25E-02	3.91E-09	1.61E-08					1.25E-02	0.05
PCB-1254	9.48E-01	6.99E-02	2.88E-01					1.31E+00	5.04
Polychlorinated biphenyl									
Tetrachloroethene	1.48E-02	2.63E-07	1.09E-06					1.48E-02	0.06
Trichloroethene	5.64E-02	5.65E-07	2.33E-06					5.64E-02	0.22
Vinyl chloride									
m,p-Xylene	1.53E-06	1.80E-10	7.43E-10					1.53E-06	0.00
trans-1,3-Dichloropropene									
Americium-241									
Cesium-137									
Cobalt-60									
Radium-226									
Radon-222									
Technetium-99									
Pathway Total	2.51E+01	2.26E-01	5.05E-01	1.74E-02	7.24E-02	6.37E-03	4.80E-03	2.59E+01	
Fraction of Total	9.68E-01	8.72E-03	1.95E-02	6.70E-04	2.79E-03	2.46E-04	1.85E-04		

----- AREA_CODE=i MEDIA=UCRS Groundwater -----

Analyte	Ingestion of vegetables	Ingestion of beef	Ingestion of milk	Ingestion of chicken	Ingestion of turkey	Ingestion of pork	Ingestion of eggs	Chemical Total	% of Total
Aluminum	2.27E-01	1.01E-03	1.75E-03					2.30E-01	0.00
Antimony	1.66E+00	1.92E-04	1.57E-03					1.66E+00	0.01
Arsenic	1.01E+00	5.85E-03	2.29E-03					1.02E+00	0.00
Barium	1.88E-01	1.11E-04	3.47E-03	2.26E-05	9.41E-05		1.04E-03	1.93E-01	0.00
Cadmium	4.06E-01	3.50E-04	1.14E-02	3.16E-03	1.32E-02	9.98E-04	1.81E-04	4.35E-01	0.00
Chromium	4.24E-01	1.13E-02	1.64E-04					4.35E-01	0.00
Cobalt	2.01E-02	5.62E-06	5.13E-05	5.08E-04	2.12E-03	8.56E-06	1.17E-05	2.28E-02	0.00
Copper	3.83E-01	8.40E-03	1.83E-02	2.11E-03	8.80E-03	1.56E-03	9.69E-04	4.24E-01	0.00
Fluoride									
Iron	8.21E-01	4.87E-02	9.54E-04	1.10E-02	4.59E-02	4.82E-03	5.06E-03	9.37E-01	0.00
Lead	2.56E+04	3.03E+01	2.97E+02					2.59E+04	99.97
Manganese	5.01E-01	6.26E-04	4.90E-04	2.83E-04	1.18E-03	3.43E-04	1.56E-04	5.04E-01	0.00
Mercury	3.28E-02	5.33E-04	3.27E-04	7.23E-06	3.01E-05			3.37E-02	0.00
Nickel	1.35E-01	1.77E-03	7.38E-02					2.11E-01	0.00
Silica									
Silver	1.67E-01	1.49E-03	3.24E-04	4.50E-03	1.87E-02	7.57E-04		1.93E-01	0.00
Sulfate									
Tetraoxo-sulfate(1-)									
Thallium									
Uranium	1.67E-01	1.49E-04	2.59E-03	2.25E-03	9.37E-03	2.35E-03	1.03E-03	1.85E-01	0.00
Vanadium	1.93E+00	1.43E-02	1.49E-03					1.95E+00	0.01
Zinc	7.43E-02	1.28E-02	1.67E-02	4.04E-03	1.69E-02	1.46E-03	7.95E-04	1.27E-01	0.00
Benzene									
Bromodichloromethane	1.29E-02	5.26E-08	2.17E-07					1.29E-02	0.00
Chloroform	3.14E-02	9.43E-08	3.89E-07					3.14E-02	0.00
Dibromochloromethane	9.46E-03	5.24E-08	2.16E-07					9.46E-03	0.00
Ethanol									
Methylene chloride	1.52E-02	4.74E-09	1.95E-08					1.52E-02	0.00
Trichloroethene	4.71E-02	4.72E-07	1.95E-06					4.71E-02	0.00
Cesium-137									
Cobalt-60									
Radium-226									
Radon-222									
Technetium-99									

Table 5.7b Systemic toxicity from biota consumption for the child resident (consumption)

----- AREA_CODE=i MEDIA=UCRS Groundwater -----
(continued)

Analyte	Ingestion of vegetables	Ingestion of beef	Ingestion of milk	Ingestion of chicken	Ingestion of turkey	Ingestion of pork	Ingestion of eggs	Chemical Total	% of Total
Pathway Total	2.56E+04	3.05E+01	2.97E+02	2.79E-02	1.16E-01	1.23E-02	9.24E-03	2.59E+04	
Fraction of Total	9.87E-01	1.18E-03	1.15E-02	1.08E-06	4.49E-06	4.75E-07	3.57E-07		

----- AREA_CODE=j MEDIA=McNairy Groundwater -----

Analyte	Ingestion of vegetables	Ingestion of beef	Ingestion of milk	Ingestion of chicken	Ingestion of turkey	Ingestion of pork	Ingestion of eggs	Chemical Total	% of Total
Aluminum	9.10E-02	4.05E-04	7.04E-04					9.21E-02	0.51
Arsenic	1.30E+01	7.53E-02	2.95E-02					1.31E+01	72.14
Manganese	1.14E+00	1.43E-03	1.12E-03	6.45E-04	2.69E-03	7.82E-04	3.55E-04	1.15E+00	6.32
Molybdenum	3.42E+00	8.33E-03	1.85E-01	3.77E-02	1.57E-01		1.56E-02	3.83E+00	21.04
Sulfate									
Pathway Total	1.77E+01	8.55E-02	2.16E-01	3.83E-02	1.60E-01	7.82E-04	1.59E-02	1.82E+01	
Fraction of Total	9.72E-01	4.70E-03	1.19E-02	2.11E-03	8.78E-03	4.30E-05	8.76E-04		

----- AREA_CODE=j MEDIA=RGa Groundwater -----

Analyte	Ingestion of vegetables	Ingestion of beef	Ingestion of milk	Ingestion of chicken	Ingestion of turkey	Ingestion of pork	Ingestion of eggs	Chemical Total	% of Total
Aluminum	1.52E-01	6.74E-04	1.17E-03					1.53E-01	3.32
Arsenic	6.54E-01	3.78E-03	1.48E-03					6.59E-01	14.28
Iron	6.90E-01	4.10E-02	8.02E-04	9.27E-03	3.86E-02	4.06E-03	4.25E-03	7.88E-01	17.07
Manganese	8.91E-01	1.11E-03	8.71E-04	5.03E-04	2.10E-03	6.10E-04	2.77E-04	8.96E-01	19.42
Molybdenum	1.35E+00	3.28E-03	7.27E-02	1.48E-02	6.18E-02		6.12E-03	1.51E+00	32.62
Silica									
Sulfate									
Thallium									
Vanadium	6.08E-01	4.50E-03	4.70E-04					6.13E-01	13.29
Pathway Total	4.34E+00	5.43E-02	7.75E-02	2.46E-02	1.03E-01	4.67E-03	1.07E-02	4.61E+00	
Fraction of Total	9.41E-01	1.18E-02	1.68E-02	5.33E-03	2.22E-02	1.01E-03	2.31E-03		

----- AREA_CODE=k MEDIA=Other Groundwater -----

Analyte	Ingestion of vegetables	Ingestion of beef	Ingestion of milk	Ingestion of chicken	Ingestion of turkey	Ingestion of pork	Ingestion of eggs	Chemical Total	% of Total
Aluminum	3.71E-01	1.65E-03	2.87E-03					3.76E-01	0.00
Ammonia as Nitrogen									
Antimony	5.98E+00	6.92E-04	5.64E-03					5.98E+00	0.01
Arsenic	4.12E-01	2.38E-03	9.34E-04					4.15E-01	0.00
Barium	6.17E-02	3.64E-05	1.14E-03	7.41E-06	3.09E-05		3.40E-04	6.33E-02	0.00
Beryllium	1.33E-01	3.94E-04	4.63E-06					1.34E-01	0.00
Cadmium	9.82E-01	8.46E-04	2.76E-02	7.66E-03	3.19E-02	2.42E-03	4.39E-04	1.05E+00	0.00
Chromium	4.01E-01	1.07E-02	1.55E-04					4.11E-01	0.00
Cobalt	4.16E-02	1.16E-05	1.06E-04	1.05E-03	4.38E-03	1.77E-05	2.41E-05	4.72E-02	0.00
Fluoride									
Iron	2.40E+01	1.43E+00	2.80E-02	3.23E-01	1.35E+00	1.41E-01	1.48E-01	2.75E+01	0.04
Kjeldahl Nitrogen									
Lead	6.84E+04	8.11E+01	7.94E+02					6.92E+04	99.93
Manganese	4.45E+00	5.56E-03	4.35E-03	2.51E-03	1.05E-02	3.05E-03	1.38E-03	4.48E+00	0.01
Mercury	2.93E-02	4.77E-04	2.92E-04	6.47E-06	2.69E-05			3.01E-02	0.00
Nickel	2.45E-01	3.21E-03	1.34E-01					3.82E-01	0.00

Table 5.7b Systemic toxicity from biota consumption for the child resident (consumption)

----- AREA_CODE=k MEDIA=Other Groundwater -----
(continued)

Analyte	Ingestion of vegetables	Ingestion of beef	Ingestion of milk	Ingestion of chicken	Ingestion of turkey	Ingestion of pork	Ingestion of eggs	Chemical Total	% of Total
Nitrate as Nitrogen									
Silica									
Strontium	7.02E-02	1.07E-03	4.87E-03	4.82E-05	2.01E-04	4.06E-04	5.53E-05	7.69E-02	0.00
Sulfate									
Sulfide									
Tetraoxo-sulfate(1-)									
Tin	7.06E-04	1.15E-05	1.50E-05					7.33E-04	0.00
Uranium	4.93E-02	4.39E-05	7.65E-04	6.63E-04	2.76E-03	6.91E-04	3.04E-04	5.46E-02	0.00
Vanadium	8.74E-01	6.47E-03	6.75E-04					8.81E-01	0.00
Zinc	2.50E-02	4.30E-03	5.61E-03	1.36E-03	5.67E-03	4.91E-04	2.68E-04	4.27E-02	0.00
1,1-Dichloroethane	2.19E-02	3.51E-08	1.45E-07					2.19E-02	0.00
1,1-Dichloroethene	3.86E-01	6.19E-07	2.55E-06					3.86E-01	0.00
1,2-Dichloroethene	5.76E+00	1.06E-07	4.37E-07					5.76E+00	0.01
Acetone	6.74E-01	9.51E-10	3.92E-09					6.74E-01	0.00
Di-n-butyl phthalate	2.55E-03	1.46E-05	6.03E-05					2.63E-03	0.00
Methylene chloride	1.56E-02	4.89E-09	2.02E-08					1.56E-02	0.00
Naphthalene	3.78E-02	4.45E-06	1.84E-05					3.78E-02	0.00
Phenanthrene									
Trichloroethene	4.49E-01	4.50E-06	1.86E-05					4.49E-01	0.00
Vinyl chloride									
cis-1,2-Dichloroethene	1.14E+00	2.50E-06	1.03E-05					1.14E+00	0.00
Neptunium-237									
Radium-226									
Radon-222									
Technetium-99									
Thorium-228									
Uranium-234									
Uranium-235									
Uranium-238									
Pathway Total	6.84E+04	8.26E+01	7.94E+02	3.36E-01	1.40E+00	1.48E-01	1.51E-01	6.93E+04	
Fraction of Total	9.87E-01	1.19E-03	1.15E-02	4.86E-06	2.02E-05	2.14E-06	2.18E-06		

----- AREA_CODE=l MEDIA=McNairy Groundwater -----

Analyte	Ingestion of vegetables	Ingestion of beef	Ingestion of milk	Ingestion of chicken	Ingestion of turkey	Ingestion of pork	Ingestion of eggs	Chemical Total	% of Total
Aluminum	1.71E-02	7.62E-05	1.33E-04					1.73E-02	0.10
Antimony	1.07E+01	1.24E-03	1.01E-02					1.07E+01	63.36
Nitrate as Nitrogen									
Silica									
Tetraoxo-sulfate(1-)									
Thallium									
Zinc	3.14E-02	5.40E-03	7.05E-03	1.71E-03	7.13E-03	6.17E-04	3.37E-04	5.37E-02	0.32
Trichloroethene	6.12E+00	6.14E-05	2.53E-04					6.12E+00	36.22
Technetium-99									
Pathway Total	1.69E+01	6.78E-03	1.75E-02	1.71E-03	7.13E-03	6.17E-04	3.37E-04	1.69E+01	
Fraction of Total	9.98E-01	4.01E-04	1.04E-03	1.01E-04	4.22E-04	3.65E-05	1.99E-05		

----- AREA_CODE=l MEDIA=Other Groundwater -----

Analyte	Ingestion of vegetables	Ingestion of beef	Ingestion of milk	Ingestion of chicken	Ingestion of turkey	Ingestion of pork	Ingestion of eggs	Chemical Total	% of Total
Methylene chloride	1.76E-02	5.50E-09	2.27E-08					1.76E-02	100.0
Pathway Total	1.76E-02	5.50E-09	2.27E-08					1.76E-02	

Table 5.7b Systemic toxicity from biota consumption for the child resident (consumption)

----- AREA_CODE=1 MEDIA=Other Groundwater -----
 (continued)

Analyte	Ingestion of vegetables	Ingestion of beef	Ingestion of milk	Ingestion of chicken	Ingestion of turkey	Ingestion of pork	Ingestion of eggs	Chemical Total	% of Total
Fraction of Total	1.00E+00	3.12E-07	1.29E-06						

----- AREA_CODE=1 MEDIA=RGA Groundwater -----

Analyte	Ingestion of vegetables	Ingestion of beef	Ingestion of milk	Ingestion of chicken	Ingestion of turkey	Ingestion of pork	Ingestion of eggs	Chemical Total	% of Total
Aluminum	7.15E-02	3.18E-04	5.53E-04					7.23E-02	0.00
Arsenic	4.96E-01	2.87E-03	1.12E-03					5.00E-01	0.00
Barium	1.50E-01	8.86E-05	2.77E-03	1.80E-05	7.51E-05		8.28E-04	1.54E-01	0.00
Beryllium	1.33E-01	3.92E-04	4.60E-06					1.33E-01	0.00
Cadmium	5.78E-01	4.98E-04	1.62E-02	4.51E-03	1.88E-02	1.42E-03	2.58E-04	6.19E-01	0.00
Chromium	8.42E-01	2.25E-02	3.26E-04					8.65E-01	0.00
Cobalt	2.03E-02	5.69E-06	5.19E-05	5.14E-04	2.14E-03	8.66E-06	1.18E-05	2.31E-02	0.00
Fluoride									
Iron	7.85E-01	4.66E-02	9.12E-04	1.05E-02	4.39E-02	4.61E-03	4.84E-03	8.96E-01	0.00
Lead	2.21E+04	2.62E+01	2.56E+02					2.23E+04	98.78
Manganese	1.50E-01	1.87E-04	1.46E-04	8.46E-05	3.52E-04	1.02E-04	4.66E-05	1.51E-01	0.00
Mercury	8.14E-02	1.32E-03	8.11E-04	1.80E-05	7.48E-05			8.36E-02	0.00
Molybdenum	3.14E-01	7.65E-04	1.70E-02	3.46E-03	1.44E-02		1.43E-03	3.51E-01	0.00
Nitrate as Nitrogen									
Selenium	4.29E-02	1.00E-02	1.31E-02	4.07E-03	1.70E-02	2.44E-03	1.87E-03	9.13E-02	0.00
Silica									
Sulfate									
Tetraoxo-sulfate(1-)									
Thallium									
Tin	3.13E-02	5.09E-04	6.64E-04					3.25E-02	0.00
Uranium	6.96E-02	6.20E-05	1.08E-03	9.35E-04	3.90E-03	9.76E-04	4.29E-04	7.70E-02	0.00
Vanadium	2.84E-01	2.11E-03	2.20E-04					2.87E-01	0.00
Zinc	7.04E-03	1.21E-03	1.58E-03	3.83E-04	1.60E-03	1.38E-04	7.54E-05	1.20E-02	0.00
1,1,2-Trichloroethane	5.50E-02	1.65E-07	6.82E-07					5.50E-02	0.00
1,1-Dichloroethene	9.39E-01	1.51E-06	6.21E-06					9.39E-01	0.00
1,2-Dichloroethane									
Acetone	2.20E-01	3.10E-10	1.28E-09					2.20E-01	0.00
Bis(2-ethylhexyl)phthalate	4.58E-03	2.63E-05	1.08E-04					4.72E-03	0.00
Butyl benzyl phthalate	2.29E-04	1.31E-06	5.42E-06					2.36E-04	0.00
Carbon tetrachloride	1.53E+01	4.77E-04	1.97E-03					1.53E+01	0.07
Chlorobenzene	6.70E-03	2.09E-07	8.60E-07					6.70E-03	0.00
Chloroform	1.54E-01	4.63E-07	1.91E-06					1.54E-01	0.00
Di-n-butyl phthalate	6.05E-03	3.47E-05	1.43E-04					6.23E-03	0.00
Dimethylbenzene	2.12E-02	2.50E-06	1.03E-05					2.12E-02	0.00
Ethane									
Ethylbenzene	2.53E-01	1.77E-05	7.31E-05					2.54E-01	0.00
Ethylene									
Methylene chloride	4.40E-02	1.37E-08	5.66E-08					4.40E-02	0.00
Tetrachloroethene	2.36E+00	4.21E-05	1.74E-04					2.36E+00	0.01
Trichloroethene	1.93E+02	1.93E-03	7.96E-03					1.93E+02	0.85
Vinyl chloride									
cis-1,2-Dichloroethene	2.72E+01	5.98E-05	2.47E-04					2.72E+01	0.12
trans-1,2-Dichloroethene	3.26E+01	5.99E-07	2.47E-06					3.26E+01	0.14
Americium-241									
Cesium-137									
Cobalt-60									
Neptunium-237									
Plutonium-239									
Radium-226									
Radon-222									
Technetium-99									

Table 5.7b Systemic toxicity from biota consumption for the child resident (consumption)

----- AREA_CODE=1 MEDIA=RGa Groundwater -----
(continued)

Analyte	Ingestion of vegetables	Ingestion of beef	Ingestion of milk	Ingestion of chicken	Ingestion of turkey	Ingestion of pork	Ingestion of eggs	Chemical Total	% of Total
Thorium-230									
Uranium-234									
Uranium-235									
Uranium-235/236									
Uranium-238									
Pathway Total	2.23E+04	2.63E+01	2.56E+02	2.45E-02	1.02E-01	9.70E-03	9.78E-03	2.26E+04	
Fraction of Total	9.88E-01	1.16E-03	1.13E-02	1.08E-06	4.52E-06	4.29E-07	4.32E-07		

----- AREA_CODE=1 MEDIA=UCRS Groundwater -----

Analyte	Ingestion of vegetables	Ingestion of beef	Ingestion of milk	Ingestion of chicken	Ingestion of turkey	Ingestion of pork	Ingestion of eggs	Chemical Total	% of Total
Aluminum	1.18E-01	5.23E-04	9.10E-04					1.19E-01	0.00
Ammonia as Nitrogen									
Antimony	3.19E+00	3.69E-04	3.01E-03					3.19E+00	0.01
Arsenic	2.17E+00	1.25E-02	4.91E-03					2.19E+00	0.01
Barium	1.89E-01	1.11E-04	3.49E-03	2.27E-05	9.45E-05		1.04E-03	1.94E-01	0.00
Beryllium	3.81E-02	1.12E-04	1.32E-06					3.82E-02	0.00
Cadmium	4.84E-01	4.17E-04	1.36E-02	3.77E-03	1.57E-02	1.19E-03	2.16E-04	5.19E-01	0.00
Chromium	5.10E-01	1.36E-02	1.98E-04					5.24E-01	0.00
Cobalt	1.91E-02	5.34E-06	4.87E-05	4.83E-04	2.01E-03	8.12E-06	1.11E-05	2.17E-02	0.00
Fluoride									
Iron	7.07E-01	4.20E-02	8.22E-04	9.50E-03	3.96E-02	4.16E-03	4.36E-03	8.07E-01	0.00
Kjeldahl Nitrogen									
Lead	2.08E+04	2.46E+01	2.41E+02					2.10E+04	97.47
Manganese	1.98E-01	2.48E-04	1.94E-04	1.12E-04	4.67E-04	1.36E-04	6.17E-05	2.00E-01	0.00
Mercury	8.14E-02	1.32E-03	8.11E-04	1.80E-05	7.48E-05			8.36E-02	0.00
Molybdenum	1.09E-01	2.65E-04	5.87E-03	1.20E-03	4.99E-03		4.94E-04	1.21E-01	0.00
Nickel	3.41E-01	4.45E-03	1.86E-01					5.31E-01	0.00
Nitrate as Nitrogen									
Nitrate/Nitrite									
Orthophosphate									
Selenium	2.96E-02	6.88E-03	8.98E-03	2.80E-03	1.17E-02	1.68E-03	1.29E-03	6.29E-02	0.00
Silica									
Strontium	1.50E-01	2.27E-03	1.04E-02	1.03E-04	4.28E-04	8.64E-04	1.18E-04	1.64E-01	0.00
Sulfate									
Sulfide									
Tetraoxo-sulfate(1-)									
Thallium									
Tin	3.53E-03	5.73E-05	7.48E-05					3.66E-03	0.00
Uranium	1.74E-01	1.55E-04	2.70E-03	2.34E-03	9.75E-03	2.44E-03	1.07E-03	1.93E-01	0.00
Vanadium	4.94E-01	3.66E-03	3.82E-04					4.98E-01	0.00
Zinc	4.64E-03	7.97E-04	1.04E-03	2.53E-04	1.05E-03	9.11E-05	4.97E-05	7.92E-03	0.00
1,1-Dichloroethene	2.89E+00	4.64E-06	1.91E-05					2.89E+00	0.01
1,2-Dichloroethane									
1,2-Dichloroethene	2.28E-01	4.19E-09	1.73E-08					2.28E-01	0.00
2,4-Dimethylphenol	1.94E-02	1.45E-07	5.99E-07					1.94E-02	0.00
Benzene									
Bis(2-ethylhexyl)phthalate	2.29E-03	1.31E-05	5.42E-05					2.36E-03	0.00
Chloroethane	3.90E-01	1.70E-07	7.02E-07					3.90E-01	0.00
Chloroform	1.87E-01	5.62E-07	2.32E-06					1.87E-01	0.00
Di-n-butyl phthalate	4.49E-04	2.57E-06	1.06E-05					4.63E-04	0.00
Dimethylbenzene	2.38E-02	2.81E-06	1.16E-05					2.39E-02	0.00
Ethane									
Ethylbenzene	2.86E-01	2.00E-05	8.25E-05					2.86E-01	0.00
Ethylene									
Fluorene	4.65E-03	8.20E-06	3.38E-05					4.69E-03	0.00

Table 5.7b Systemic toxicity from biota consumption for the child resident (consumption)

----- AREA_CODE=1 MEDIA=UCRS Groundwater -----
(continued)

Analyte	Ingestion of vegetables	Ingestion of beef	Ingestion of milk	Ingestion of chicken	Ingestion of turkey	Ingestion of pork	Ingestion of eggs	Chemical Total	% of Total
Isophorone	3.58E-03	4.17E-09	1.72E-08					3.58E-03	0.00
Methylene chloride	3.59E-02	1.12E-08	4.62E-08					3.59E-02	0.00
Naphthalene	3.95E-02	4.65E-06	1.92E-05					3.95E-02	0.00
Phenanthrene									
Trichloroethene	4.61E+02	4.62E-03	1.90E-02					4.61E+02	2.14
Vinyl chloride									
cis-1,2-Dichloroethene	5.85E+01	1.29E-04	5.31E-04					5.85E+01	0.27
trans-1,2-Dichloroethene	1.36E+01	2.50E-07	1.03E-06					1.36E+01	0.06
Americium-241									
Cobalt-60									
Neptunium-237									
Plutonium-239									
Radium-226									
Radon-222									
Technetium-99									
Thorium-228									
Uranium-234									
Uranium-235									
Uranium-235/236									
Uranium-238									
Pathway Total	2.13E+04	2.47E+01	2.41E+02	2.06E-02	8.58E-02	1.06E-02	8.71E-03	2.16E+04	
Fraction of Total	9.88E-01	1.15E-03	1.12E-02	9.55E-07	3.98E-06	4.90E-07	4.04E-07		

----- AREA_CODE=m MEDIA=McNairy Groundwater -----

Analyte	Ingestion of vegetables	Ingestion of beef	Ingestion of milk	Ingestion of chicken	Ingestion of turkey	Ingestion of pork	Ingestion of eggs	Chemical Total	% of Total
Aluminum	2.93E-02	1.30E-04	2.27E-04					2.96E-02	0.28
Arsenic	8.59E-01	4.97E-03	1.95E-03					8.66E-01	8.10
Barium	1.27E-01	7.51E-05	2.35E-03	1.53E-05	6.37E-05		7.02E-04	1.31E-01	1.22
Beryllium	1.52E-01	4.50E-04	5.29E-06					1.53E-01	1.43
Cadmium	1.14E+00	9.78E-04	3.19E-02	8.85E-03	3.69E-02	2.79E-03	5.08E-04	1.22E+00	11.37
Chromium	1.23E+00	3.28E-02	4.75E-04					1.26E+00	11.76
Cobalt	2.38E-02	6.64E-06	6.07E-05	6.01E-04	2.50E-03	1.01E-05	1.38E-05	2.70E-02	0.25
Fluoride									
Iron	4.47E+00	2.66E-01	5.20E-03	6.01E-02	2.50E-01	2.63E-02	2.76E-02	5.11E+00	47.70
Manganese	1.81E-01	2.27E-04	1.77E-04	1.02E-04	4.27E-04	1.24E-04	5.64E-05	1.82E-01	1.71
Mercury	9.31E-02	1.51E-03	9.28E-04	2.05E-05	8.55E-05			9.56E-02	0.89
Molybdenum	3.93E-01	9.56E-04	2.12E-02	4.32E-03	1.80E-02		1.79E-03	4.39E-01	4.10
Nickel	1.06E-01	1.39E-03	5.80E-02					1.66E-01	1.55
Silica									
Sulfate									
Tetraoxo-sulfate(1-)									
Uranium	2.90E-02	2.58E-05	4.49E-04	3.89E-04	1.62E-03	4.06E-04	1.78E-04	3.20E-02	0.30
Vanadium	9.54E-01	7.06E-03	7.37E-04					9.62E-01	8.99
Zinc	1.01E-02	1.74E-03	2.27E-03	5.50E-04	2.29E-03	1.98E-04	1.08E-04	1.72E-02	0.16
Trichloroethene	2.09E-02	2.10E-07	8.64E-07					2.09E-02	0.20
Neptunium-237									
Plutonium-239									
Radium-226									
Radon-222									
Technetium-99									
Thorium-230									
Pathway Total	9.81E+00	3.18E-01	1.26E-01	7.49E-02	3.12E-01	2.98E-02	3.09E-02	1.07E+01	
Fraction of Total	9.17E-01	2.97E-02	1.18E-02	7.00E-03	2.92E-02	2.79E-03	2.89E-03		

Table 5.7b Systemic toxicity from biota consumption for the child resident (consumption)

----- AREA_CODE=m MEDIA=Other Groundwater -----

Analyte	Ingestion of vegetables	Ingestion of beef	Ingestion of milk	Ingestion of chicken	Ingestion of turkey	Ingestion of pork	Ingestion of eggs	Chemical Total	% of Total
Aluminum	1.56E-01	6.93E-04	1.21E-03					1.58E-01	0.00
Ammonia as Nitrogen									
Antimony	4.09E+00	4.73E-04	3.86E-03					4.09E+00	0.01
Arsenic	4.04E-01	2.33E-03	9.14E-04					4.07E-01	0.00
Barium	6.50E-02	3.83E-05	1.20E-03	7.80E-06	3.25E-05		3.58E-04	6.66E-02	0.00
Beryllium	6.12E-02	1.81E-04	2.12E-06					6.13E-02	0.00
Cadmium	9.82E-01	8.46E-04	2.76E-02	7.66E-03	3.19E-02	2.42E-03	4.39E-04	1.05E+00	0.00
Chromium	3.95E-01	1.06E-02	1.53E-04					4.06E-01	0.00
Cobalt	5.02E-02	1.40E-05	1.28E-04	1.27E-03	5.29E-03	2.14E-05	2.91E-05	5.70E-02	0.00
Fluoride									
Iron	6.89E+00	4.09E-01	8.01E-03	9.26E-02	3.86E-01	4.05E-02	4.25E-02	7.87E+00	0.01
Kjeldahl Nitrogen									
Lead	5.46E+04	6.48E+01	6.35E+02					5.53E+04	99.95
Manganese	1.51E+00	1.88E-03	1.47E-03	8.51E-04	3.55E-03	1.03E-03	4.69E-04	1.52E+00	0.00
Mercury	4.92E-02	7.99E-04	4.90E-04	1.08E-05	4.52E-05			5.05E-02	0.00
Nickel	1.60E-01	2.09E-03	8.74E-02					2.50E-01	0.00
Nitrate as Nitrogen									
Silica									
Strontium	7.02E-02	1.07E-03	4.87E-03	4.82E-05	2.01E-04	4.06E-04	5.53E-05	7.69E-02	0.00
Sulfate									
Sulfide									
Tetraoxo-sulfate(1-)									
Thallium									
Tin	7.06E-04	1.15E-05	1.50E-05					7.33E-04	0.00
Uranium	4.09E-02	3.64E-05	6.33E-04	5.49E-04	2.29E-03	5.73E-04	2.52E-04	4.52E-02	0.00
Vanadium	6.96E-01	5.15E-03	5.38E-04					7.01E-01	0.00
Zinc	1.17E-02	2.01E-03	2.63E-03	6.38E-04	2.66E-03	2.30E-04	1.25E-04	2.00E-02	0.00
1,1-Dichloroethane	2.16E-02	3.47E-08	1.43E-07					2.16E-02	0.00
1,1-Dichloroethene	3.81E-01	6.11E-07	2.52E-06					3.81E-01	0.00
1,2-Dichloroethene	5.76E+00	1.06E-07	4.37E-07					5.76E+00	0.01
Acetone	6.74E-01	9.51E-10	3.92E-09					6.74E-01	0.00
Di-n-butyl phthalate	2.55E-03	1.46E-05	6.03E-05					2.63E-03	0.00
Methylene chloride	1.56E-02	4.89E-09	2.02E-08					1.56E-02	0.00
Naphthalene	3.78E-02	4.45E-06	1.84E-05					3.78E-02	0.00
Phenanthrene									
Trichloroethene	3.35E-01	3.36E-06	1.38E-05					3.35E-01	0.00
Vinyl chloride									
cis-1,2-Dichloroethene	1.08E+00	2.37E-06	9.76E-06					1.08E+00	0.00
Neptunium-237									
Radium-226									
Radon-222									
Technetium-99									
Thorium-228									
Thorium-230									
Uranium-234									
Uranium-235									
Uranium-238									
Pathway Total	5.47E+04	6.53E+01	6.35E+02	1.04E-01	4.32E-01	4.52E-02	4.42E-02	5.54E+04	
Fraction of Total	9.87E-01	1.18E-03	1.15E-02	1.87E-06	7.80E-06	8.16E-07	7.98E-07		

----- AREA_CODE=m MEDIA=RGa Groundwater -----

Analyte	Ingestion of vegetables	Ingestion of beef	Ingestion of milk	Ingestion of chicken	Ingestion of turkey	Ingestion of pork	Ingestion of eggs	Chemical Total	% of Total
Aluminum	3.49E-02	1.55E-04	2.70E-04					3.53E-02	0.00
Antimony	9.02E+00	1.04E-03	8.51E-03					9.03E+00	0.04
Arsenic	4.01E-01	2.32E-03	9.09E-04					4.04E-01	0.00
Barium	6.28E-02	3.70E-05	1.16E-03	7.54E-06	3.14E-05		3.46E-04	6.44E-02	0.00

Table 5.7b Systemic toxicity from biota consumption for the child resident (consumption)

----- AREA_CODE=m MEDIA=RGA Groundwater -----
(continued)

Analyte	Ingestion of vegetables	Ingestion of beef	Ingestion of milk	Ingestion of chicken	Ingestion of turkey	Ingestion of pork	Ingestion of eggs	Chemical Total	% of Total
Beryllium	1.60E-01	4.73E-04	5.56E-06					1.61E-01	0.00
Bicarbonate									
Boron	4.92E-01	3.11E-04	7.60E-03					5.00E-01	0.00
Cadmium	6.14E-01	5.29E-04	1.73E-02	4.79E-03	1.99E-02	1.51E-03	2.74E-04	6.58E-01	0.00
Cerium									
Chromium	2.68E+00	7.16E-02	1.04E-03					2.75E+00	0.01
Cobalt	2.24E-02	6.26E-06	5.71E-05	5.66E-04	2.36E-03	9.53E-06	1.30E-05	2.54E-02	0.00
Copper	3.98E-02	8.72E-04	1.90E-03	2.19E-04	9.14E-04	1.62E-04	1.01E-04	4.40E-02	0.00
Fluoride									
Gallium									
Iron	3.68E-01	2.19E-02	4.28E-04	4.94E-03	2.06E-02	2.16E-03	2.27E-03	4.20E-01	0.00
Lead	2.27E+04	2.69E+01	2.64E+02					2.30E+04	99.85
Lithium	9.05E-02	2.65E-03	6.90E-02					1.62E-01	0.00
Manganese	4.00E-02	4.99E-05	3.91E-05	2.26E-05	9.41E-05	2.74E-05	1.24E-05	4.02E-02	0.00
Mercury	3.36E-02	5.47E-04	3.35E-04	7.42E-06	3.09E-05			3.46E-02	0.00
Molybdenum	3.11E-01	7.58E-04	1.68E-02	3.43E-03	1.43E-02		1.42E-03	3.48E-01	0.00
Nickel	1.65E-01	2.16E-03	9.00E-02					2.57E-01	0.00
Nitrate as Nitrogen									
Selenium	2.88E-02	6.72E-03	8.76E-03	2.73E-03	1.14E-02	1.64E-03	1.25E-03	6.13E-02	0.00
Silica									
Silver	2.03E-01	1.81E-03	3.95E-04	5.47E-03	2.28E-02	9.21E-04		2.35E-01	0.00
Sulfate									
Tetraoxo-sulfate(1-)									
Thallium									
Thorium									
Titanium									
Uranium	1.71E-02	1.52E-05	2.65E-04	2.29E-04	9.55E-04	2.39E-04	1.05E-04	1.89E-02	0.00
Vanadium	4.03E-01	2.98E-03	3.11E-04					4.06E-01	0.00
Zinc	1.45E-02	2.48E-03	3.24E-03	7.87E-04	3.28E-03	2.84E-04	1.55E-04	2.47E-02	0.00
Zirconium									
1,1-Dichloroethene	2.89E-01	4.64E-07	1.91E-06					2.89E-01	0.00
1,2-Dichlorobenzene	3.46E-05	5.26E-09	2.17E-08					3.46E-05	0.00
1,2-Dichloroethene	1.18E-01	2.16E-09	8.92E-09					1.18E-01	0.00
1,3,5-Trimethylbenzene	1.96E-04	1.32E-07	5.45E-07					1.97E-04	0.00
1,4-Dichlorobenzene									
2-Butanone	1.35E-02	1.18E-10	4.88E-10					1.35E-02	0.00
4-Bromofluorobenzene									
4-Methyl-2-pentanone	2.65E-02	5.91E-09	2.44E-08					2.65E-02	0.00
Acetone	1.51E-01	2.14E-10	8.81E-10					1.51E-01	0.00
Acrylonitrile	7.22E+00	5.88E-08	2.42E-07					7.22E+00	0.03
Benzene									
Bis(2-ethylhexyl)phthalate	1.37E-02	7.85E-05	3.24E-04					1.41E-02	0.00
Bromomethane	1.68E-01	3.74E-08	1.54E-07					1.68E-01	0.00
Carbazole									
Carbon tetrachloride	5.74E-02	1.79E-06	7.37E-06					5.74E-02	0.00
Chloroform	2.20E-02	6.61E-08	2.73E-07					2.20E-02	0.00
Chloromethane									
Chrysene									
Di-n-butyl phthalate	2.73E-03	1.56E-05	6.45E-05					2.81E-03	0.00
Dimethylbenzene	1.68E-04	1.98E-08	8.16E-08					1.68E-04	0.00
Ethanol									
Ethylbenzene	5.96E-04	4.16E-08	1.72E-07					5.96E-04	0.00
Methylene chloride	1.27E-02	3.96E-09	1.63E-08					1.27E-02	0.00
PCB-1254	9.48E-01	6.99E-02	2.88E-01					1.31E+00	0.01
Polychlorinated biphenyl									
Tetrachloroethene	1.48E-02	2.63E-07	1.09E-06					1.48E-02	0.00
Trichloroethene	8.08E+00	8.10E-05	3.34E-04					8.08E+00	0.04
Vinyl chloride									
cis-1,2-Dichloroethene	2.63E-01	5.78E-07	2.38E-06					2.63E-01	0.00
m,p-Xylene	1.53E-06	1.80E-10	7.43E-10					1.53E-06	0.00

Table 5.7b Systemic toxicity from biota consumption for the child resident (consumption)

----- AREA_CODE=m MEDIA=RGa Groundwater -----
(continued)

Analyte	Ingestion of vegetables	Ingestion of beef	Ingestion of milk	Ingestion of chicken	Ingestion of turkey	Ingestion of pork	Ingestion of eggs	Chemical Total	% of Total
trans-1,2-Dichloroethene	1.36E-01	2.50E-09	1.03E-08					1.36E-01	0.00
trans-1,3-Dichloropropene									
Americium-241									
Cesium-137									
Cobalt-60									
Neptunium-237									
Plutonium-239									
Radium-226									
Radon-222									
Technetium-99									
Thorium-230									
Pathway Total	2.27E+04	2.71E+01	2.64E+02	2.32E-02	9.67E-02	6.95E-03	5.95E-03	2.30E+04	
Fraction of Total	9.87E-01	1.18E-03	1.15E-02	1.01E-06	4.20E-06	3.02E-07	2.58E-07		

----- AREA_CODE=m MEDIA=UCRS Groundwater -----

Analyte	Ingestion of vegetables	Ingestion of beef	Ingestion of milk	Ingestion of chicken	Ingestion of turkey	Ingestion of pork	Ingestion of eggs	Chemical Total	% of Total
Aluminum	1.50E-01	6.67E-04	1.16E-03					1.52E-01	0.00
Antimony	6.57E+00	7.60E-04	6.20E-03					6.58E+00	0.03
Arsenic	6.10E-01	3.53E-03	1.38E-03					6.15E-01	0.00
Barium	1.80E-01	1.06E-04	3.33E-03	2.16E-05	9.02E-05		9.93E-04	1.85E-01	0.00
Cadmium	6.19E-01	5.34E-04	1.74E-02	4.83E-03	2.01E-02	1.52E-03	2.77E-04	6.64E-01	0.00
Chromium	4.38E-01	1.17E-02	1.70E-04					4.50E-01	0.00
Cobalt	2.08E-02	5.81E-06	5.31E-05	5.26E-04	2.19E-03	8.85E-06	1.21E-05	2.36E-02	0.00
Copper	1.78E-01	3.90E-03	8.48E-03	9.79E-04	4.08E-03	7.25E-04	4.49E-04	1.96E-01	0.00
Fluoride									
Iron	6.14E-01	3.65E-02	7.14E-04	8.25E-03	3.44E-02	3.61E-03	3.79E-03	7.01E-01	0.00
Lead	2.29E+04	2.72E+01	2.66E+02					2.32E+04	99.94
Manganese	7.75E-02	9.68E-05	7.58E-05	4.38E-05	1.83E-04	5.31E-05	2.41E-05	7.80E-02	0.00
Mercury	3.12E-02	5.07E-04	3.11E-04	6.88E-06	2.87E-05			3.20E-02	0.00
Nickel	1.57E-01	2.05E-03	8.56E-02					2.44E-01	0.00
Nitrate as Nitrogen									
Silica									
Silver	1.83E-01	1.64E-03	3.56E-04	4.93E-03	2.06E-02	8.30E-04		2.12E-01	0.00
Sulfate									
Tetraoxo-sulfate(1-)									
Thallium									
Uranium	9.43E-01	8.40E-04	1.46E-02	1.27E-02	5.28E-02	1.32E-02	5.81E-03	1.04E+00	0.00
Vanadium	1.45E+00	1.07E-02	1.12E-03					1.46E+00	0.01
Zinc	4.15E-02	7.14E-03	9.31E-03	2.26E-03	9.41E-03	8.15E-04	4.44E-04	7.09E-02	0.00
Benzene									
Bromodichloromethane	4.58E-02	1.87E-07	7.72E-07					4.58E-02	0.00
Chloroform	1.18E-01	3.55E-07	1.46E-06					1.18E-01	0.00
Dibromochloromethane	9.46E-03	5.24E-08	2.16E-07					9.46E-03	0.00
Ethanol									
Methylene chloride	1.49E-02	4.67E-09	1.93E-08					1.49E-02	0.00
Trichloroethene	5.18E-02	5.20E-07	2.14E-06					5.18E-02	0.00
Cesium-137									
Cobalt-60									
Neptunium-237									
Plutonium-239									
Radium-226									
Radon-222									
Technetium-99									
Pathway Total	2.29E+04	2.73E+01	2.67E+02	3.45E-02	1.44E-01	2.08E-02	1.18E-02	2.32E+04	
Fraction of Total	9.87E-01	1.17E-03	1.15E-02	1.49E-06	6.19E-06	8.94E-07	5.08E-07		

Table 5.7b Systemic toxicity from biota consumption for the child resident (consumption)

----- AREA_CODE=n MEDIA=McNairy Groundwater -----

Analyte	Ingestion							Chemical Total	% of Total
	of vegetables	Ingestion of beef	Ingestion of milk	Ingestion of chicken	Ingestion of turkey	Ingestion of pork	Ingestion of eggs		
Aluminum	6.88E-02	3.06E-04	5.33E-04					6.97E-02	0.40
Antimony	9.34E+00	1.08E-03	8.82E-03					9.35E+00	53.06
Arsenic	7.13E-01	4.12E-03	1.61E-03					7.18E-01	4.08
Barium	1.21E-01	7.11E-05	2.23E-03	1.45E-05	6.03E-05		6.64E-04	1.24E-01	0.70
Beryllium	1.54E-01	4.54E-04	5.33E-06					1.54E-01	0.87
Cadmium	1.17E+00	1.01E-03	3.29E-02	9.13E-03	3.80E-02	2.88E-03	5.24E-04	1.26E+00	7.12
Chromium	4.73E-01	1.26E-02	1.83E-04					4.85E-01	2.75
Cobalt	2.35E-02	6.57E-06	6.00E-05	5.94E-04	2.48E-03	1.00E-05	1.36E-05	2.67E-02	0.15
Fluoride									
Iron	1.33E+00	7.88E-02	1.54E-03	1.78E-02	7.43E-02	7.80E-03	8.18E-03	1.52E+00	8.60
Manganese	1.44E-01	1.80E-04	1.41E-04	8.14E-05	3.39E-04	9.86E-05	4.48E-05	1.45E-01	0.82
Mercury	6.53E-02	1.06E-03	6.51E-04	1.44E-05	6.00E-05			6.71E-02	0.38
Molybdenum	3.78E-01	9.21E-04	2.04E-02	4.17E-03	1.74E-02		1.72E-03	4.23E-01	2.40
Nickel	1.07E-01	1.40E-03	5.84E-02					1.67E-01	0.95
Nitrate as Nitrogen									
Silica									
Sulfate									
Tetraoxo-sulfate(1-)									
Thallium									
Uranium	2.50E-02	2.22E-05	3.87E-04	3.35E-04	1.40E-03	3.50E-04	1.54E-04	2.76E-02	0.16
Vanadium	7.56E-01	5.60E-03	5.84E-04					7.62E-01	4.33
Zinc	1.63E-02	2.80E-03	3.65E-03	8.86E-04	3.69E-03	3.20E-04	1.74E-04	2.78E-02	0.16
Trichloroethene	2.30E+00	2.31E-05	9.52E-05					2.30E+00	13.07
Neptunium-237									
Plutonium-239									
Radium-226									
Radon-222									
Technetium-99									
Thorium-230									
Pathway Total	1.72E+01	1.11E-01	1.32E-01	3.31E-02	1.38E-01	1.15E-02	1.15E-02	1.76E+01	
Fraction of Total	9.75E-01	6.27E-03	7.50E-03	1.88E-03	7.82E-03	6.50E-04	6.51E-04		

----- AREA_CODE=n MEDIA=Other Groundwater -----

Analyte	Ingestion							Chemical Total	% of Total
	of vegetables	Ingestion of beef	Ingestion of milk	Ingestion of chicken	Ingestion of turkey	Ingestion of pork	Ingestion of eggs		
Aluminum	1.56E-01	6.93E-04	1.21E-03					1.58E-01	0.00
Ammonia as Nitrogen									
Antimony	4.09E+00	4.73E-04	3.86E-03					4.09E+00	0.01
Arsenic	4.04E-01	2.33E-03	9.14E-04					4.07E-01	0.00
Barium	6.50E-02	3.83E-05	1.20E-03	7.80E-06	3.25E-05		3.58E-04	6.66E-02	0.00
Beryllium	6.12E-02	1.81E-04	2.12E-06					6.13E-02	0.00
Cadmium	9.82E-01	8.46E-04	2.76E-02	7.66E-03	3.19E-02	2.42E-03	4.39E-04	1.05E+00	0.00
Chromium	3.95E-01	1.06E-02	1.53E-04					4.06E-01	0.00
Cobalt	5.02E-02	1.40E-05	1.28E-04	1.27E-03	5.29E-03	2.14E-05	2.91E-05	5.70E-02	0.00
Fluoride									
Iron	6.89E+00	4.09E-01	8.01E-03	9.26E-02	3.86E-01	4.05E-02	4.25E-02	7.87E+00	0.01
Kjeldahl Nitrogen									
Lead	5.46E+04	6.48E+01	6.35E+02					5.53E+04	99.96
Manganese	1.51E+00	1.88E-03	1.47E-03	8.51E-04	3.55E-03	1.03E-03	4.69E-04	1.52E+00	0.00
Mercury	4.92E-02	7.99E-04	4.90E-04	1.08E-05	4.52E-05			5.05E-02	0.00
Nickel	1.60E-01	2.09E-03	8.74E-02					2.50E-01	0.00
Nitrate as Nitrogen									
Silica									
Strontium	7.02E-02	1.07E-03	4.87E-03	4.82E-05	2.01E-04	4.06E-04	5.53E-05	7.69E-02	0.00
Sulfate									
Sulfide									
Tetraoxo-sulfate(1-)									

Table 5.7b Systemic toxicity from biota consumption for the child resident (consumption)

----- AREA_CODE=n MEDIA=Other Groundwater -----
(continued)

Analyte	Ingestion of vegetables	Ingestion of beef	Ingestion of milk	Ingestion of chicken	Ingestion of turkey	Ingestion of pork	Ingestion of eggs	Chemical Total	% of Total
Thallium									
Tin	7.06E-04	1.15E-05	1.50E-05					7.33E-04	0.00
Uranium	4.09E-02	3.64E-05	6.33E-04	5.49E-04	2.29E-03	5.73E-04	2.52E-04	4.52E-02	0.00
Vanadium	6.96E-01	5.15E-03	5.38E-04					7.01E-01	0.00
Zinc	1.17E-02	2.01E-03	2.63E-03	6.38E-04	2.66E-03	2.30E-04	1.25E-04	2.00E-02	0.00
1,1-Dichloroethane	2.14E-02	3.43E-08	1.41E-07					2.14E-02	0.00
1,1-Dichloroethene	3.76E-01	6.04E-07	2.49E-06					3.76E-01	0.00
1,2-Dichloroethene	4.87E+00	8.96E-08	3.70E-07					4.87E+00	0.01
Acetone	6.74E-01	9.51E-10	3.92E-09					6.74E-01	0.00
Di-n-butyl phthalate	2.55E-03	1.46E-05	6.03E-05					2.63E-03	0.00
Methylene chloride	1.50E-02	4.67E-09	1.93E-08					1.50E-02	0.00
Naphthalene	3.78E-02	4.45E-06	1.84E-05					3.78E-02	0.00
Phenanthrene									
Trichloroethene	3.32E-01	3.33E-06	1.37E-05					3.32E-01	0.00
Vinyl chloride									
cis-1,2-Dichloroethene	1.08E+00	2.37E-06	9.76E-06					1.08E+00	0.00
Neptunium-237									
Radium-226									
Radon-222									
Technetium-99									
Thorium-228									
Thorium-230									
Uranium-234									
Uranium-235									
Uranium-238									
Pathway Total	5.47E+04	6.53E+01	6.35E+02	1.04E-01	4.32E-01	4.52E-02	4.42E-02	5.54E+04	
Fraction of Total	9.87E-01	1.18E-03	1.15E-02	1.87E-06	7.80E-06	8.16E-07	7.98E-07		

----- AREA_CODE=n MEDIA=RGa Groundwater -----

Analyte	Ingestion of vegetables	Ingestion of beef	Ingestion of milk	Ingestion of chicken	Ingestion of turkey	Ingestion of pork	Ingestion of eggs	Chemical Total	% of Total
Aluminum	4.66E-02	2.07E-04	3.61E-04					4.72E-02	0.00
Antimony	8.78E+00	1.02E-03	8.29E-03					8.79E+00	0.04
Arsenic	4.37E-01	2.53E-03	9.91E-04					4.41E-01	0.00
Barium	6.32E-02	3.72E-05	1.17E-03	7.58E-06	3.16E-05		3.48E-04	6.48E-02	0.00
Beryllium	1.51E-01	4.46E-04	5.24E-06					1.52E-01	0.00
Bicarbonate									
Boron	4.92E-01	3.11E-04	7.60E-03					5.00E-01	0.00
Cadmium	5.83E-01	5.03E-04	1.64E-02	4.55E-03	1.90E-02	1.44E-03	2.61E-04	6.26E-01	0.00
Cerium									
Chromium	1.82E+00	4.87E-02	7.07E-04					1.87E+00	0.01
Cobalt	2.17E-02	6.05E-06	5.53E-05	5.48E-04	2.28E-03	9.22E-06	1.26E-05	2.46E-02	0.00
Copper	3.48E-02	7.63E-04	1.66E-03	1.92E-04	7.99E-04	1.42E-04	8.80E-05	3.85E-02	0.00
Fluoride									
Gallium									
Iron	4.72E-01	2.80E-02	5.48E-04	6.34E-03	2.64E-02	2.77E-03	2.91E-03	5.39E-01	0.00
Lead	2.20E+04	2.61E+01	2.55E+02					2.23E+04	99.23
Lithium	9.05E-02	2.65E-03	6.90E-02					1.62E-01	0.00
Manganese	8.20E-02	1.02E-04	8.02E-05	4.64E-05	1.93E-04	5.62E-05	2.55E-05	8.25E-02	0.00
Mercury	7.60E-02	1.24E-03	7.58E-04	1.68E-05	6.99E-05			7.81E-02	0.00
Molybdenum	3.09E-01	7.53E-04	1.67E-02	3.41E-03	1.42E-02		1.41E-03	3.46E-01	0.00
Nickel	1.61E-01	2.10E-03	8.76E-02					2.50E-01	0.00
Nitrate as Nitrogen									
Selenium	3.50E-02	8.15E-03	1.06E-02	3.32E-03	1.38E-02	1.99E-03	1.52E-03	7.45E-02	0.00
Silica									
Silver	2.07E-01	1.84E-03	4.01E-04	5.56E-03	2.32E-02	9.36E-04		2.39E-01	0.00

Table 5.7b Systemic toxicity from biota consumption for the child resident (consumption)

----- AREA_CODE=n MEDIA=RGA Groundwater -----
(continued)

Analyte	Ingestion of vegetables	Ingestion of beef	Ingestion of milk	Ingestion of chicken	Ingestion of turkey	Ingestion of pork	Ingestion of eggs	Chemical Total	% of Total
Sulfate									
Tetraoxo-sulfate(1-)									
Thallium									
Thorium									
Tin	5.42E-03	8.81E-05	1.15E-04					5.62E-03	0.00
Titanium									
Uranium	3.93E-02	3.50E-05	6.08E-04	5.27E-04	2.20E-03	5.50E-04	2.42E-04	4.34E-02	0.00
Vanadium	3.72E-01	2.76E-03	2.88E-04					3.75E-01	0.00
Zinc	1.24E-02	2.13E-03	2.78E-03	6.74E-04	2.81E-03	2.43E-04	1.33E-04	2.12E-02	0.00
Zirconium									
1,1,2-Trichloroethane	5.50E-02	1.65E-07	6.82E-07					5.50E-02	0.00
1,1-Dichloroethene	9.39E-01	1.51E-06	6.21E-06					9.39E-01	0.00
1,2-Dichlorobenzene	3.46E-05	5.26E-09	2.17E-08					3.46E-05	0.00
1,2-Dichloroethane									
1,2-Dichloroethene	1.08E-01	1.99E-09	8.23E-09					1.08E-01	0.00
1,3,5-Trimethylbenzene	1.96E-04	1.32E-07	5.45E-07					1.97E-04	0.00
1,4-Dichlorobenzene									
2-Butanone	1.11E-01	9.67E-10	3.99E-09					1.11E-01	0.00
4-Bromofluorobenzene									
4-Methyl-2-pentanone	5.00E-02	1.11E-08	4.59E-08					5.00E-02	0.00
Acetone	1.26E+00	1.78E-09	7.35E-09					1.26E+00	0.01
Acrylonitrile	7.22E+00	5.88E-08	2.42E-07					7.22E+00	0.03
Benzene									
Bis(2-ethylhexyl)phthalate	1.24E-02	7.11E-05	2.93E-04					1.28E-02	0.00
Bromomethane	1.68E-01	3.74E-08	1.54E-07					1.68E-01	0.00
Butyl benzyl phthalate	2.29E-04	1.31E-06	5.42E-06					2.36E-04	0.00
Carbazole									
Carbon tetrachloride	1.53E+01	4.77E-04	1.97E-03					1.53E+01	0.07
Chlorobenzene	6.70E-03	2.09E-07	8.60E-07					6.70E-03	0.00
Chloroform	1.54E-01	4.63E-07	1.91E-06					1.54E-01	0.00
Chloromethane									
Chrysene									
Di-n-butyl phthalate	4.50E-03	2.58E-05	1.06E-04					4.64E-03	0.00
Dimethylbenzene	9.10E-03	1.07E-06	4.42E-06					9.11E-03	0.00
Ethane									
Ethanol									
Ethylbenzene	1.10E-01	7.71E-06	3.18E-05					1.10E-01	0.00
Ethylene									
Methylene chloride	1.55E-01	4.83E-08	1.99E-07					1.55E-01	0.00
PCB-1254	1.00E+00	7.38E-02	3.05E-01					1.38E+00	0.01
Polychlorinated biphenyl									
Tetrachloroethene	2.36E+00	4.21E-05	1.74E-04					2.36E+00	0.01
Trichloroethene	9.27E+01	9.29E-04	3.83E-03					9.27E+01	0.41
Vinyl chloride									
cis-1,2-Dichloroethene	1.11E+01	2.44E-05	1.00E-04					1.11E+01	0.05
m,p-Xylene	2.72E-06	3.20E-10	1.32E-09					2.72E-06	0.00
trans-1,2-Dichloroethene	2.42E+01	4.44E-07	1.83E-06					2.42E+01	0.11
trans-1,3-Dichloropropene									
Americium-241									
Cesium-137									
Cobalt-60									
Neptunium-237									
Plutonium-239									
Radium-226									
Radon-222									
Technetium-99									
Thorium-230									
Uranium-234									
Uranium-235									
Uranium-235/236									

Table 5.7b Systemic toxicity from biota consumption for the child resident (consumption)

----- AREA_CODE=n MEDIA=RGa Groundwater -----
(continued)

Analyte	Ingestion of vegetables	Ingestion of beef	Ingestion of milk	Ingestion of chicken	Ingestion of turkey	Ingestion of pork	Ingestion of eggs	Chemical Total	% of Total
Uranium-238									
Pathway Total	2.22E+04	2.63E+01	2.56E+02	2.52E-02	1.05E-01	8.13E-03	6.95E-03	2.24E+04	
Fraction of Total	9.87E-01	1.17E-03	1.14E-02	1.12E-06	4.68E-06	3.62E-07	3.10E-07		

----- AREA_CODE=n MEDIA=UCRS Groundwater -----

Analyte	Ingestion of vegetables	Ingestion of beef	Ingestion of milk	Ingestion of chicken	Ingestion of turkey	Ingestion of pork	Ingestion of eggs	Chemical Total	% of Total
Aluminum	1.16E-01	5.17E-04	8.99E-04					1.18E-01	0.00
Ammonia as Nitrogen									
Antimony	5.68E+00	6.57E-04	5.36E-03					5.69E+00	0.03
Arsenic	1.85E+00	1.07E-02	4.19E-03					1.86E+00	0.01
Barium	1.78E-01	1.05E-04	3.29E-03	2.14E-05	8.91E-05		9.81E-04	1.83E-01	0.00
Beryllium	3.81E-02	1.12E-04	1.32E-06					3.82E-02	0.00
Cadmium	4.93E-01	4.24E-04	1.38E-02	3.84E-03	1.60E-02	1.21E-03	2.20E-04	5.28E-01	0.00
Chromium	4.90E-01	1.31E-02	1.90E-04					5.04E-01	0.00
Cobalt	1.94E-02	5.41E-06	4.94E-05	4.90E-04	2.04E-03	8.24E-06	1.12E-05	2.20E-02	0.00
Copper	6.58E-02	1.44E-03	3.14E-03	3.63E-04	1.51E-03	2.69E-04	1.66E-04	7.27E-02	0.00
Fluoride									
Iron	6.21E-01	3.69E-02	7.22E-04	8.34E-03	3.47E-02	3.65E-03	3.83E-03	7.09E-01	0.00
Kjeldahl Nitrogen									
Lead	2.15E+04	2.55E+01	2.50E+02					2.18E+04	98.09
Manganese	2.99E-01	3.74E-04	2.93E-04	1.69E-04	7.05E-04	2.05E-04	9.31E-05	3.01E-01	0.00
Mercury	1.36E-01	2.20E-03	1.35E-03	2.99E-05	1.25E-04			1.39E-01	0.00
Molybdenum	1.09E-01	2.65E-04	5.87E-03	1.20E-03	4.99E-03		4.94E-04	1.21E-01	0.00
Nickel	2.72E-01	3.56E-03	1.49E-01					4.24E-01	0.00
Nitrate as Nitrogen									
Nitrate/Nitrite									
Orthophosphate									
Selenium	2.93E-02	6.83E-03	8.91E-03	2.78E-03	1.16E-02	1.66E-03	1.28E-03	6.23E-02	0.00
Silica									
Silver	1.87E-01	1.67E-03	3.64E-04	5.04E-03	2.10E-02	8.49E-04		2.16E-01	0.00
Strontium	1.50E-01	2.27E-03	1.04E-02	1.03E-04	4.28E-04	8.64E-04	1.18E-04	1.64E-01	0.00
Sulfate									
Sulfide									
Tetraoxo-sulfate(1-)									
Thallium									
Tin	3.53E-03	5.73E-05	7.48E-05					3.66E-03	0.00
Uranium	3.57E-01	3.18E-04	5.53E-03	4.79E-03	2.00E-02	5.00E-03	2.20E-03	3.94E-01	0.00
Vanadium	5.13E-01	3.80E-03	3.97E-04					5.17E-01	0.00
Zinc	1.35E-02	2.32E-03	3.02E-03	7.33E-04	3.06E-03	2.64E-04	1.44E-04	2.30E-02	0.00
1,1-Dichloroethene	2.89E+00	4.64E-06	1.91E-05					2.89E+00	0.01
1,2-Dichloroethane									
1,2-Dichloroethene	3.69E-01	6.78E-09	2.80E-08					3.69E-01	0.00
2,4-Dimethylphenol	1.94E-02	1.45E-07	5.99E-07					1.94E-02	0.00
Benzene									
Bis(2-ethylhexyl)phthalate	2.29E-03	1.31E-05	5.42E-05					2.36E-03	0.00
Bromodichloromethane	4.58E-02	1.87E-07	7.72E-07					4.58E-02	0.00
Chloroethane	3.29E-02	1.44E-08	5.92E-08					3.29E-02	0.00
Chloroform	2.64E-01	7.94E-07	3.27E-06					2.64E-01	0.00
Di-n-butyl phthalate	4.49E-04	2.57E-06	1.06E-05					4.63E-04	0.00
Dibromochloromethane	9.46E-03	5.24E-08	2.16E-07					9.46E-03	0.00
Dimethylbenzene	1.68E-02	1.98E-06	8.15E-06					1.68E-02	0.00
Ethane									
Ethanol									
Ethylbenzene	2.02E-01	1.41E-05	5.82E-05					2.02E-01	0.00
Ethylene									

Table 5.7b Systemic toxicity from biota consumption for the child resident (consumption)

----- AREA_CODE=n MEDIA=UCRS Groundwater -----
(continued)

Analyte	Ingestion of vegetables	Ingestion of beef	Ingestion of milk	Ingestion of chicken	Ingestion of turkey	Ingestion of pork	Ingestion of eggs	Chemical Total	% of Total
Fluorene	4.65E-03	8.20E-06	3.38E-05					4.69E-03	0.00
Isophorone	3.58E-03	4.17E-09	1.72E-08					3.58E-03	0.00
Methylene chloride	1.58E-02	4.95E-09	2.04E-08					1.58E-02	0.00
Naphthalene	3.95E-02	4.65E-06	1.92E-05					3.95E-02	0.00
Phenanthrene									
Trichloroethene	3.48E+02	3.49E-03	1.44E-02					3.48E+02	1.57
Vinyl chloride									
cis-1,2-Dichloroethene	4.59E+01	1.01E-04	4.16E-04					4.59E+01	0.21
trans-1,2-Dichloroethene	1.36E+01	2.50E-07	1.03E-06					1.36E+01	0.06
Americium-241									
Cesium-137									
Cobalt-60									
Neptunium-237									
Plutonium-239									
Radium-226									
Radon-222									
Technetium-99									
Thorium-228									
Uranium-234									
Uranium-235									
Uranium-235/236									
Uranium-238									
Pathway Total	2.19E+04	2.56E+01	2.50E+02	2.79E-02	1.16E-01	1.40E-02	9.53E-03	2.22E+04	
Fraction of Total	9.88E-01	1.15E-03	1.13E-02	1.26E-06	5.24E-06	6.30E-07	4.29E-07		

Table 5.8a Systemic toxicity from direct contact for the adult resident

----- AREA_CODE=a MEDIA=RGa Groundwater -----

Analyte	Direct ingestion	Dermal contact while showering	Inh. of volatiles while showering	Inh. of volatiles from household use	Chemical Total	% of Total
Aluminum	2.75E-02	5.00E-04			2.80E-02	0.00
Arsenic	3.25E-01	1.44E-03			3.26E-01	0.00
Barium	5.36E-02	1.39E-03			5.50E-02	0.00
Chromium	4.06E-01	3.68E-02			4.43E-01	0.00
Fluoride	1.41E-01	2.63E-04			1.41E-01	0.00
Iron	2.00E-01	2.42E-03			2.02E-01	0.00
Manganese	9.40E-02	4.27E-03			9.83E-02	0.00
Tetraoxo-sulfate(1-)						
Thallium						
Vanadium	5.81E-01	1.05E-01			6.86E-01	0.01
Zinc	1.68E-03	1.52E-05			1.69E-03	0.00
1,1-Dichloroethene	7.31E-02	1.18E-03	2.00E-02	2.17E-01	3.11E-01	0.00
Carbon tetrachloride	5.49E+00	3.37E-01	1.84E+00	2.00E+01	2.76E+01	0.30
Chloroform	5.48E-03	4.43E-04	1.50E-03	1.62E-02	2.37E-02	0.00
Tetrachloroethene	6.30E-01	4.23E-01	1.00E-02	1.09E-01	1.17E+00	0.01
Trichloroethene	2.10E+03	4.07E+02	5.74E+02	6.23E+03	9.31E+03	99.64
cis-1,2-Dichloroethene	2.80E-01	5.09E-03	7.65E-02	8.31E-01	1.19E+00	0.01
trans-1,2-Dichloroethene	2.06E-01	4.01E-04	5.63E-02	6.11E-01	8.74E-01	0.01
Cesium-137						
Neptunium-237						
Technetium-99						
Thorium-230						
Pathway Total	2.11E+03	4.08E+02	5.76E+02	6.25E+03	9.34E+03	
Fraction of Total	2.26E-01	4.36E-02	6.16E-02	6.69E-01		

----- AREA_CODE=a MEDIA=UCRS Groundwater -----

Analyte	Direct ingestion	Dermal contact while showering	Inh. of volatiles while showering	Inh. of volatiles from household use	Chemical Total	% of Total
Aluminum	6.23E-02	1.13E-03			6.35E-02	0.00
Antimony	1.91E+00	1.73E-01			2.08E+00	0.01
Arsenic	2.53E-01	1.12E-03			2.54E-01	0.00
Barium	1.87E-02	4.85E-04			1.92E-02	0.00
Beryllium	7.62E-03	1.38E-03			9.00E-03	0.00
Chromium	1.30E-01	1.18E-02			1.41E-01	0.00
Cobalt	9.13E-04	2.07E-06			9.15E-04	0.00
Iron	3.07E-01	3.72E-03			3.11E-01	0.00
Lead	1.89E+04	2.29E+02			1.91E+04	91.91
Manganese	3.42E-02	1.55E-03			3.58E-02	0.00
Nickel	1.24E-01	8.35E-04			1.25E-01	0.00
Silica						
Tetraoxo-sulfate(1-)						
Uranium	1.46E-01	3.12E-04			1.46E-01	0.00
Vanadium	3.73E-01	6.77E-02			4.41E-01	0.00
Zinc	1.82E-03	1.65E-05			1.83E-03	0.00
1,1-Dichloroethene	4.87E-03	7.87E-05	1.33E-03	1.44E-02	2.07E-02	0.00
Bis(2-ethylhexyl)phthalate	1.37E-03	3.06E-04			1.68E-03	0.00
Chloroform	3.56E-02	2.88E-03	9.73E-03	1.06E-01	1.54E-01	0.00
Trichloroethene	3.79E+02	7.34E+01	1.03E+02	1.12E+03	1.68E+03	8.07
cis-1,2-Dichloroethene	3.56E-01	6.46E-03	9.73E-02	1.06E+00	1.52E+00	0.01
trans-1,2-Dichloroethene	5.91E-02	1.15E-04	1.61E-02	1.75E-01	2.51E-01	0.00
Neptunium-237						
Radon-222						
Technetium-99						

Table 5.8a Systemic toxicity from direct contact for the adult resident (continued)

----- AREA_CODE=a MEDIA=UCRS Groundwater -----
(continued)

Analyte	Direct ingestion	Dermal contact while showering	Inh. of volatiles while showering	Inh. of volatiles from household use	Chemical Total	% of Total
Pathway Total	1.93E+04	3.02E+02	1.04E+02	1.12E+03	2.08E+04	
Fraction of Total	9.26E-01	1.45E-02	4.98E-03	5.40E-02		

----- AREA_CODE=b MEDIA=McNairy Groundwater -----

Analyte	Direct ingestion	Dermal contact while showering	Inh. of volatiles while showering	Inh. of volatiles from household use	Chemical Total	% of Total
Aluminum	2.31E-02	4.19E-04			2.35E-02	0.12
Antimony	7.33E+00	6.65E-01			8.00E+00	39.64
Nitrate as Nitrogen	1.19E-02	4.31E-05			1.19E-02	0.06
Silica						
Tetraoxo-sulfate(1-)						
Trichloroethene	2.74E+00	5.30E-01	7.48E-01	8.12E+00	1.21E+01	60.18
Technetium-99						
Pathway Total	1.01E+01	1.20E+00	7.48E-01	8.12E+00	2.02E+01	
Fraction of Total	5.01E-01	5.93E-02	3.71E-02	4.03E-01		

----- AREA_CODE=b MEDIA=RGa Groundwater -----

Analyte	Direct ingestion	Dermal contact while showering	Inh. of volatiles while showering	Inh. of volatiles from household use	Chemical Total	% of Total
Aluminum	4.18E-02	7.58E-04			4.25E-02	0.00
Arsenic	3.05E-01	1.35E-03			3.07E-01	0.00
Barium	8.52E-02	2.21E-03			8.74E-02	0.00
Beryllium	8.81E-02	1.60E-02			1.04E-01	0.00
Cadmium	4.75E-01	8.62E-02			5.61E-01	0.00
Chromium	3.12E-01	2.83E-02			3.41E-01	0.00
Cobalt	1.21E-02	2.75E-05			1.21E-02	0.00
Fluoride	7.13E-02	1.33E-04			7.14E-02	0.00
Iron	4.65E-01	5.63E-03			4.71E-01	0.00
Lead	1.13E+04	1.37E+02			1.15E+04	99.44
Manganese	2.37E-01	1.08E-02			2.48E-01	0.00
Mercury	2.74E-02	7.10E-04			2.81E-02	0.00
Nitrate as Nitrogen	2.83E-02	1.03E-04			2.84E-02	0.00
Selenium	2.30E-02	9.50E-05			2.31E-02	0.00
Silica						
Sulfate						
Tetraoxo-sulfate(1-)						
Tin	6.87E-03	1.25E-04			7.00E-03	0.00
Uranium	5.73E-02	1.22E-04			5.74E-02	0.00
Vanadium	1.57E-01	2.84E-02			1.85E-01	0.00
Zinc	2.51E-03	2.28E-05			2.53E-03	0.00
1,1,2-Trichloroethane	1.37E-02	2.58E-04	3.74E-03	4.06E-02	5.83E-02	0.00
1,1-Dichloroethene	3.96E-03	6.39E-05	1.08E-03	1.17E-02	1.68E-02	0.00
1,2-Dichloroethane			2.88E-03	3.12E-02	3.41E-02	0.00
Acetone	5.17E-03	6.44E-06	1.41E-03	1.53E-02	2.19E-02	0.00
Carbon tetrachloride	6.26E-01	3.85E-02	2.10E-01	2.28E+00	3.15E+00	0.03
Chlorobenzene	2.74E-03	6.58E-04	2.62E-03	2.84E-02	3.45E-02	0.00

Table 5.8a Systemic toxicity from direct contact for the adult resident (continued)

----- AREA_CODE=b MEDIA=RGA Groundwater -----
(continued)

Analyte	Direct ingestion	Dermal contact while showering	Inh. of volatiles while showering	Inh. of volatiles from household use	Chemical Total	% of Total
Chloroform	3.84E-02	3.10E-03	1.05E-02	1.14E-01	1.66E-01	0.00
Di-n-butyl phthalate	2.19E-03	4.57E-04			2.65E-03	0.00
Ethane						
Ethylene						
Methylene chloride	1.02E-03	8.74E-06	1.94E-05	2.11E-04	1.26E-03	0.00
Tetrachloroethene	8.77E-01	5.89E-01	1.40E-02	1.52E-01	1.63E+00	0.01
Trichloroethene	1.11E+01	2.16E+00	3.04E+00	3.30E+01	4.94E+01	0.43
Vinyl chloride						
cis-1,2-Dichloroethene	1.79E+00	3.24E-02	4.88E-01	5.30E+00	7.60E+00	0.07
Americium-241						
Cesium-137						
Cobalt-60						
Plutonium-239						
Radium-226						
Radon-222						
Technetium-99						
Thorium-230						
Uranium-234						
Uranium-235						
Uranium-235/236						
Uranium-238						
Pathway Total	1.13E+04	1.40E+02	3.77E+00	4.10E+01	1.15E+04	
Fraction of Total	9.84E-01	1.21E-02	3.27E-04	3.56E-03		

----- AREA_CODE=b MEDIA=UCRS Groundwater -----

Analyte	Direct ingestion	Dermal contact while showering	Inh. of volatiles while showering	Inh. of volatiles from household use	Chemical Total	% of Total
Aluminum	6.87E-02	1.25E-03			6.99E-02	0.01
Arsenic	1.66E+00	7.34E-03			1.66E+00	0.15
Barium	6.84E-02	1.77E-03			7.01E-02	0.01
Beryllium	5.48E-03	9.95E-04			6.47E-03	0.00
Cadmium	3.51E-01	6.36E-02			4.14E-01	0.04
Chromium	3.41E-01	3.09E-02			3.71E-01	0.03
Cobalt	3.42E-03	7.77E-06			3.43E-03	0.00
Fluoride	1.18E-01	2.21E-04			1.18E-01	0.01
Iron	3.00E-01	3.63E-03			3.04E-01	0.03
Lead	4.93E+02	5.97E+00			4.99E+02	45.67
Manganese	1.51E-01	6.86E-03			1.58E-01	0.01
Mercury	2.74E-02	7.10E-04			2.81E-02	0.00
Molybdenum	5.48E-02	2.62E-04			5.51E-02	0.01
Nickel	4.28E-01	2.88E-03			4.31E-01	0.04
Nitrate as Nitrogen	1.11E-02	4.04E-05			1.12E-02	0.00
Selenium	1.43E-02	5.91E-05			1.44E-02	0.00
Silica						
Sulfate						
Tetraoxo-sulfate(1-)						
Thallium						
Tin	1.19E-03	2.15E-05			1.21E-03	0.00
Uranium	6.90E-02	1.47E-04			6.92E-02	0.01
Vanadium	3.83E-01	6.95E-02			4.52E-01	0.04
Zinc	1.77E-03	1.60E-05			1.78E-03	0.00
1,1-Dichloroethene	7.91E-03	1.28E-04	2.16E-03	2.35E-02	3.37E-02	0.00

Table 5.8a Systemic toxicity from direct contact for the adult resident (continued)

----- AREA_CODE=b MEDIA=UCRS Groundwater -----
(continued)

Analyte	Direct ingestion	Dermal contact while showering	Inh. of volatiles while showering	Inh. of volatiles from household use	Chemical Total	% of Total
1,2-Dichloroethene	2.55E-02	6.19E-05	6.97E-03	7.56E-02	1.08E-01	0.01
2,4-Dimethylphenol	3.91E-03	1.56E-03	1.07E-03	1.16E-02	1.82E-02	0.00
Benzene			3.41E-02	3.71E-01	4.05E-01	0.04
Chloroethane	1.46E-02	2.65E-04	5.57E-04	6.05E-03	2.15E-02	0.00
Di-n-butyl phthalate	1.56E-04	3.26E-05			1.89E-04	0.00
Dimethylbenzene	9.86E-05	1.84E-05	2.69E-05	2.92E-04	4.36E-04	0.00
Ethane						
Ethylbenzene	2.38E-04	3.30E-05	2.28E-05	2.47E-04	5.42E-04	0.00
Ethylene						
Isophorone	5.86E-04	9.36E-06			5.95E-04	0.00
Trichloroethene	1.30E+02	2.52E+01	3.55E+01	3.85E+02	5.76E+02	52.69
Vinyl chloride						
cis-1,2-Dichloroethene	3.06E+00	5.56E-02	8.36E-01	9.08E+00	1.30E+01	1.19
trans-1,2-Dichloroethene	6.99E-03	1.36E-05	1.91E-03	2.07E-02	2.96E-02	0.00
Americium-241						
Cobalt-60						
Neptunium-237						
Plutonium-239						
Radium-226						
Radon-222						
Technetium-99						
Uranium-234						
Uranium-235						
Uranium-235/236						
Uranium-238						
Pathway Total	6.30E+02	3.14E+01	3.64E+01	3.95E+02	1.09E+03	
Fraction of Total	5.77E-01	2.87E-02	3.33E-02	3.61E-01		

----- AREA_CODE=c MEDIA=RGA Groundwater -----

Analyte	Direct ingestion	Dermal contact while showering	Inh. of volatiles while showering	Inh. of volatiles from household use	Chemical Total	% of Total
Aluminum	1.03E-01	1.86E-03			1.04E-01	0.87
Barium	4.52E-02	1.17E-03			4.63E-02	0.39
Chromium	1.91E+00	1.73E-01			2.08E+00	17.42
Iron	6.16E-01	7.46E-03			6.24E-01	5.22
Manganese	1.79E-01	8.12E-03			1.87E-01	1.57
Molybdenum	2.03E-01	9.71E-04			2.04E-01	1.71
Silica						
Sulfate						
Tetraoxo-sulfate(1-)						
Zinc	3.05E-03	2.77E-05			3.08E-03	0.03
1,1-Dichloroethene	2.80E-02	4.52E-04	7.64E-03	8.29E-02	1.19E-01	1.00
Chloroform	1.37E-02	1.11E-03	3.74E-03	4.06E-02	5.92E-02	0.50
Trichloroethene	1.91E+00	3.69E-01	5.20E-01	5.65E+00	8.45E+00	70.70
cis-1,2-Dichloroethene	1.69E-02	3.08E-04	4.63E-03	5.03E-02	7.21E-02	0.60
Radon-222						
Technetium-99						
Pathway Total	5.02E+00	5.64E-01	5.36E-01	5.83E+00	1.19E+01	
Fraction of Total	4.20E-01	4.72E-02	4.49E-02	4.88E-01		

Table 5.8a Systemic toxicity from direct contact for the adult resident (continued)

----- AREA_CODE=c MEDIA=UCRS Groundwater -----

Analyte	Direct ingestion	Dermal contact while showering	Inh. of volatiles while showering	Inh. of volatiles from household use	Chemical Total	% of Total
Aluminum	5.01E-02	9.09E-04			5.10E-02	6.89
Barium	2.59E-02	6.72E-04			2.66E-02	3.59
Iron	1.74E-01	2.10E-03			1.76E-01	23.71
Manganese	7.82E-02	3.55E-03			8.18E-02	11.04
Silica						
Tetraoxo-sulfate(1-)						
Vanadium	1.30E-01	2.36E-02			1.54E-01	20.76
Zinc	2.07E-03	1.88E-05			2.09E-03	0.28
Benzene			4.38E-03	4.75E-02	5.19E-02	7.01
Chloroform	3.28E-02	2.65E-03	8.97E-03	9.74E-02	1.42E-01	19.15
Trichloroethene	1.26E-02	2.45E-03	3.45E-03	3.75E-02	5.61E-02	7.57
Technetium-99						
Pathway Total	5.05E-01	3.60E-02	1.68E-02	1.82E-01	7.41E-01	
Fraction of Total	6.82E-01	4.86E-02	2.27E-02	2.46E-01		

----- AREA_CODE=d MEDIA=McNairy Groundwater -----

Analyte	Direct ingestion	Dermal contact while showering	Inh. of volatiles while showering	Inh. of volatiles from household use	Chemical Total	% of Total
Silica						
Tetraoxo-sulfate(1-)						
Thallium						
Zinc	1.27E-02	1.15E-04			1.28E-02	27.40
Trichloroethene	7.65E-03	1.48E-03	2.09E-03	2.27E-02	3.39E-02	72.60
Pathway Total	2.03E-02	1.60E-03	2.09E-03	2.27E-02	4.67E-02	
Fraction of Total	4.35E-01	3.42E-02	4.47E-02	4.86E-01		

----- AREA_CODE=d MEDIA=Other Groundwater -----

Analyte	Direct ingestion	Dermal contact while showering	Inh. of volatiles while showering	Inh. of volatiles from household use	Chemical Total	% of Total
Methylene chloride	2.28E-03	1.96E-05	4.36E-05	4.74E-04	2.82E-03	100.0
Pathway Total	2.28E-03	1.96E-05	4.36E-05	4.74E-04	2.82E-03	
Fraction of Total	8.10E-01	6.96E-03	1.55E-02	1.68E-01		

----- AREA_CODE=d MEDIA=RGAs Groundwater -----

Analyte	Direct ingestion	Dermal contact while showering	Inh. of volatiles while showering	Inh. of volatiles from household use	Chemical Total	% of Total
Aluminum	3.41E-02	6.19E-04			3.47E-02	0.00
Arsenic	3.64E-01	1.61E-03			3.65E-01	0.00
Barium	9.74E-02	2.52E-03			9.99E-02	0.00
Chromium	3.20E-01	2.90E-02			3.49E-01	0.00
Cobalt	1.08E-02	2.45E-05			1.08E-02	0.00

Table 5.8a Systemic toxicity from direct contact for the adult resident (continued)

----- AREA_CODE=d MEDIA=RGA Groundwater -----
(continued)

Analyte	Direct ingestion	Dermal contact while showering	Inh. of volatiles while showering	Inh. of volatiles from household use	Chemical Total	% of Total
Fluoride	7.32E-02	1.37E-04			7.33E-02	0.00
Iron	1.86E-01	2.25E-03			1.88E-01	0.00
Lead	1.84E+04	2.23E+02			1.87E+04	99.89
Manganese	6.92E-01	3.14E-02			7.24E-01	0.00
Silica						
Tetraoxo-sulfate(1-)						
Tin	3.65E-02	6.63E-04			3.72E-02	0.00
Uranium	2.06E-02	4.41E-05			2.07E-02	0.00
Vanadium	2.46E-01	4.47E-02			2.91E-01	0.00
Zinc	1.90E-03	1.73E-05			1.92E-03	0.00
Bis(2-ethylhexyl)phthalate	2.74E-03	6.12E-04			3.35E-03	0.00
Butyl benzyl phthalate	1.37E-04	2.91E-05			1.66E-04	0.00
Di-n-butyl phthalate	2.00E-03	4.18E-04			2.42E-03	0.00
Dimethylbenzene	1.10E-03	2.06E-04	3.01E-04	3.27E-03	4.87E-03	0.00
Ethylbenzene	1.08E-02	1.50E-03	1.04E-03	1.13E-02	2.46E-02	0.00
Methylene chloride	1.89E-02	1.62E-04	3.61E-04	3.92E-03	2.33E-02	0.00
Tetrachloroethene	1.37E-02	9.20E-03	2.18E-04	2.37E-03	2.55E-02	0.00
Trichloroethene	3.90E+00	7.56E-01	1.07E+00	1.16E+01	1.73E+01	0.09
cis-1,2-Dichloroethene	7.95E-02	1.44E-03	2.17E-02	2.36E-01	3.38E-01	0.00
Americium-241						
Cesium-137						
Cobalt-60						
Plutonium-239						
Radium-226						
Radon-222						
Technetium-99						
Uranium-234						
Uranium-238						
Pathway Total	1.84E+04	2.24E+02	1.09E+00	1.18E+01	1.87E+04	
Fraction of Total	9.87E-01	1.20E-02	5.83E-05	6.34E-04		

----- AREA_CODE=d MEDIA=UCRS Groundwater -----

Analyte	Direct ingestion	Dermal contact while showering	Inh. of volatiles while showering	Inh. of volatiles from household use	Chemical Total	% of Total
Aluminum	1.28E-01	2.33E-03			1.31E-01	0.00
Ammonia as Nitrogen						
Antimony	1.76E+00	1.60E-01			1.92E+00	0.02
Arsenic	3.36E-01	1.49E-03			3.38E-01	0.00
Barium	9.97E-02	2.59E-03			1.02E-01	0.00
Beryllium	2.33E-02	4.23E-03			2.75E-02	0.00
Cadmium	6.58E-01	1.19E-01			7.77E-01	0.01
Chromium	2.57E-01	2.33E-02			2.81E-01	0.00
Cobalt	1.11E-02	2.52E-05			1.11E-02	0.00
Fluoride	1.01E-01	1.88E-04			1.01E-01	0.00
Iron	6.89E+00	8.33E-02			6.97E+00	0.07
Kjeldahl Nitrogen						
Lead	9.46E+03	1.14E+02			9.58E+03	98.65
Manganese	1.61E+01	7.30E-01			1.68E+01	0.17
Mercury	9.57E-03	2.48E-04			9.82E-03	0.00
Nickel	4.70E-02	3.16E-04			4.73E-02	0.00
Nitrate as Nitrogen	3.18E-02	1.15E-04			3.19E-02	0.00
Nitrate/Nitrite	6.74E-02	2.45E-04			6.77E-02	0.00

Table 5.8a Systemic toxicity from direct contact for the adult resident (continued)

----- AREA_CODE=d MEDIA=UCRS Groundwater -----
(continued)

Analyte	Direct ingestion	Dermal contact while showering	Inh. of volatiles while showering	Inh. of volatiles from household use	Chemical Total	% of Total
Orthophosphate						
Selenium	1.82E-02	7.50E-05			1.83E-02	0.00
Silica						
Strontium	5.88E-02	5.34E-04			5.93E-02	0.00
Sulfate						
Sulfide						
Tetraoxo-sulfate(1-)						
Uranium	3.11E-01	6.64E-04			3.12E-01	0.00
Vanadium	7.51E-01	1.36E-01			8.88E-01	0.01
Zinc	2.01E-03	1.82E-05			2.03E-03	0.00
1,1-Dichloroethene	4.58E-02	7.40E-04	1.25E-02	1.36E-01	1.95E-01	0.00
1,2-Dichloroethane			5.23E-03	5.68E-02	6.20E-02	0.00
1,2-Dichloroethene	7.61E-03	1.85E-05	2.08E-03	2.26E-02	3.23E-02	0.00
Benzene			2.19E-02	2.38E-01	2.59E-01	0.00
Dimethylbenzene	1.90E-03	3.55E-04	5.19E-04	5.64E-03	8.42E-03	0.00
Ethylbenzene	2.71E-02	3.75E-03	2.59E-03	2.81E-02	6.15E-02	0.00
Fluorene	3.13E-03	2.79E-03	8.54E-04	9.28E-03	1.60E-02	0.00
Methylene chloride	2.77E-03	2.38E-05	5.30E-05	5.75E-04	3.42E-03	0.00
Naphthalene	9.97E-03	1.56E-03	6.35E-02	6.90E-01	7.65E-01	0.01
Phenanthrene						
Trichloroethene	2.28E+01	4.41E+00	6.22E+00	6.76E+01	1.01E+02	1.04
cis-1,2-Dichloroethene	2.02E-02	3.67E-04	5.51E-03	5.99E-02	8.60E-02	0.00
Neptunium-237						
Radon-222						
Technetium-99						
Thorium-228						
Uranium-234						
Uranium-235						
Uranium-238						
Pathway Total	9.51E+03	1.20E+02	6.34E+00	6.88E+01	9.71E+03	
Fraction of Total	9.80E-01	1.24E-02	6.53E-04	7.09E-03		

----- AREA_CODE=e MEDIA=McNairy Groundwater -----

Analyte	Direct ingestion	Dermal contact while showering	Inh. of volatiles while showering	Inh. of volatiles from household use	Chemical Total	% of Total
Aluminum	2.43E-02	4.42E-04			2.48E-02	0.30
Arsenic	1.32E+00	5.86E-03			1.33E+00	15.96
Barium	1.09E-01	2.83E-03			1.12E-01	1.34
Beryllium	1.40E-01	2.54E-02			1.65E-01	1.98
Cadmium	1.15E+00	2.09E-01			1.36E+00	16.33
Chromium	1.12E+00	1.01E-01			1.22E+00	14.63
Cobalt	1.77E-02	4.02E-05			1.77E-02	0.21
Fluoride	1.40E-01	2.61E-04			1.40E-01	1.68
Iron	1.37E+00	1.65E-02			1.38E+00	16.59
Manganese	3.00E-01	1.36E-02			3.13E-01	3.76
Nickel	7.23E-02	4.86E-04			7.28E-02	0.87
Silica						
Sulfate						
Tetraoxo-sulfate(1-)						
Uranium	4.54E-02	9.70E-05			4.55E-02	0.55
Vanadium	1.77E+00	3.22E-01			2.09E+00	25.15
Zinc	1.48E-02	1.34E-04			1.49E-02	0.18

Table 5.8a Systemic toxicity from direct contact for the adult resident (continued)

----- AREA_CODE=e MEDIA=McNairy Groundwater -----
(continued)

Analyte	Direct ingestion	Dermal contact while showering	Inh. of volatiles while showering	Inh. of volatiles from household use	Chemical Total	% of Total
Trichloroethene	8.46E-03	1.64E-03	2.31E-03	2.51E-02	3.75E-02	0.45
Radon-222						
Technetium-99						
Pathway Total	7.60E+00	6.99E-01	2.31E-03	2.51E-02	8.33E+00	
Fraction of Total	9.13E-01	8.40E-02	2.78E-04	3.01E-03		

----- AREA_CODE=e MEDIA=RGA Groundwater -----

Analyte	Direct ingestion	Dermal contact while showering	Inh. of volatiles while showering	Inh. of volatiles from household use	Chemical Total	% of Total
Aluminum	1.74E-02	3.15E-04			1.77E-02	0.06
Arsenic	2.30E-01	1.02E-03			2.31E-01	0.75
Barium	7.27E-02	1.89E-03			7.46E-02	0.24
Beryllium	8.19E-02	1.49E-02			9.68E-02	0.31
Cadmium	8.84E-01	1.61E-01			1.04E+00	3.38
Cobalt	1.21E-02	2.75E-05			1.21E-02	0.04
Copper	2.64E-02	1.60E-04			2.65E-02	0.09
Fluoride	7.21E-02	1.35E-04			7.23E-02	0.23
Iron	2.57E-01	3.11E-03			2.60E-01	0.84
Manganese	3.97E-02	1.80E-03			4.15E-02	0.13
Molybdenum	1.61E-01	7.70E-04			1.62E-01	0.52
Silica						
Silver	1.98E-01	1.99E-03			2.00E-01	0.65
Sulfate						
Tetraoxo-sulfate(1-)						
Thallium						
Uranium	1.18E-02	2.52E-05			1.18E-02	0.04
Vanadium	3.19E-01	5.79E-02			3.77E-01	1.22
Zinc	3.24E-03	2.94E-05			3.27E-03	0.01
2-Butanone	7.76E-03	1.92E-05	4.45E-03	4.83E-02	6.06E-02	0.20
Dimethylbenzene	8.22E-05	1.54E-05	2.24E-05	2.44E-04	3.64E-04	0.00
Trichloroethene	6.37E+00	1.23E+00	1.74E+00	1.89E+01	2.82E+01	91.20
trans-1,2-Dichloroethene	6.85E-03	1.33E-05	1.87E-03	2.03E-02	2.90E-02	0.09
Cobalt-60						
Radon-222						
Technetium-99						
Thorium-230						
Pathway Total	8.77E+00	1.48E+00	1.74E+00	1.89E+01	3.09E+01	
Fraction of Total	2.83E-01	4.77E-02	5.64E-02	6.12E-01		

----- AREA_CODE=e MEDIA=UCRS Groundwater -----

Analyte	Direct ingestion	Dermal contact while showering	Inh. of volatiles while showering	Inh. of volatiles from household use	Chemical Total	% of Total
Aluminum	1.16E-01	2.11E-03			1.18E-01	2.85
Arsenic	2.97E-01	1.32E-03			2.98E-01	7.19
Barium	1.73E-01	4.49E-03			1.78E-01	4.28
Chromium	4.17E-01	3.79E-02			4.55E-01	10.97

Table 5.8a Systemic toxicity from direct contact for the adult resident (continued)

----- AREA_CODE=e MEDIA=UCRS Groundwater -----
(continued)

Analyte	Direct ingestion	Dermal contact while showering	Inh. of volatiles while showering	Inh. of volatiles from household use	Chemical Total	% of Total
Fluoride	2.46E-01	4.60E-04			2.46E-01	5.93
Iron	4.12E-01	4.99E-03			4.17E-01	10.05
Manganese	3.69E-02	1.67E-03			3.85E-02	0.93
Nickel	2.22E-01	1.49E-03			2.23E-01	5.38
Silica Sulfate Tetraoxo-sulfate(1-)						
Vanadium	1.81E+00	3.29E-01			2.14E+00	51.55
Zinc	9.49E-03	8.61E-05			9.57E-03	0.23
Trichloroethene	5.98E-03	1.16E-03	1.63E-03	1.77E-02	2.65E-02	0.64
Radon-222						
Pathway Total	3.75E+00	3.84E-01	1.63E-03	1.77E-02	4.15E+00	
Fraction of Total	9.03E-01	9.26E-02	3.94E-04	4.27E-03		

----- AREA_CODE=f MEDIA=McNairy Groundwater -----

Analyte	Direct ingestion	Dermal contact while showering	Inh. of volatiles while showering	Inh. of volatiles from household use	Chemical Total	% of Total
Barium	6.80E-02	1.76E-03			6.98E-02	86.76
Tetraoxo-sulfate(1-)						
Zinc	1.06E-02	9.58E-05			1.07E-02	13.24
Pathway Total	7.86E-02	1.86E-03			8.04E-02	
Fraction of Total	9.77E-01	2.31E-02				

----- AREA_CODE=f MEDIA=RGA Groundwater -----

Analyte	Direct ingestion	Dermal contact while showering	Inh. of volatiles while showering	Inh. of volatiles from household use	Chemical Total	% of Total
Aluminum	1.47E-02	2.67E-04			1.50E-02	0.08
Arsenic	2.37E-01	1.05E-03			2.38E-01	1.23
Barium	1.11E-01	2.87E-03			1.14E-01	0.59
Cadmium	1.60E+00	2.90E-01			1.89E+00	9.73
Chromium	7.61E-01	6.91E-02			8.30E-01	4.28
Copper	2.03E-02	1.23E-04			2.04E-02	0.11
Iron	1.18E-01	1.43E-03			1.20E-01	0.62
Manganese	4.27E-02	1.94E-03			4.46E-02	0.23
Silica Sulfate Tetraoxo-sulfate(1-)						
Vanadium	2.87E-01	5.21E-02			3.39E-01	1.75
Zinc	1.65E-03	1.49E-05			1.66E-03	0.01
1,1-Dichloroethene	1.72E-02	2.78E-04	4.70E-03	5.11E-02	7.33E-02	0.38
1,2-Dichloroethene	4.26E-02	1.03E-04	1.16E-02	1.26E-01	1.81E-01	0.93
Bis(2-ethylhexyl)phthalate	3.84E-02	8.57E-03			4.69E-02	0.24
Carbon tetrachloride	2.35E-02	1.44E-03	7.86E-03	8.54E-02	1.18E-01	0.61
Trichloroethene	3.45E+00	6.67E-01	9.41E-01	1.02E+01	1.53E+01	78.77
cis-1,2-Dichloroethene	2.05E-02	3.73E-04	5.61E-03	6.09E-02	8.74E-02	0.45
Plutonium-239						

Table 5.8a Systemic toxicity from direct contact for the adult resident (continued)

----- AREA_CODE=f MEDIA=RGA Groundwater -----
(continued)

Analyte	Direct ingestion	Dermal contact while showering	Inh. of volatiles while showering	Inh. of volatiles from household use	Chemical Total	% of Total
Radon-222						
Technetium-99						
Pathway Total	6.78E+00	1.10E+00	9.71E-01	1.05E+01	1.94E+01	
Fraction of Total	3.50E-01	5.66E-02	5.01E-02	5.44E-01		

----- AREA_CODE=f MEDIA=UCRS Groundwater -----

Analyte	Direct ingestion	Dermal contact while showering	Inh. of volatiles while showering	Inh. of volatiles from household use	Chemical Total	% of Total
Aluminum	1.89E-01	3.43E-03			1.92E-01	21.24
Barium	4.74E-02	1.23E-03			4.86E-02	5.37
Iron	3.73E-01	4.51E-03			3.77E-01	41.69
Manganese	4.59E-02	2.08E-03			4.79E-02	5.30
Silica						
Tetraoxo-sulfate(1-)						
Vanadium	1.74E-01	3.16E-02			2.06E-01	22.72
Zinc	5.70E-03	5.17E-05			5.75E-03	0.64
Trichloroethene	6.22E-03	1.20E-03	1.70E-03	1.84E-02	2.76E-02	3.04
Radon-222						
Technetium-99						
Pathway Total	8.41E-01	4.41E-02	1.70E-03	1.84E-02	9.05E-01	
Fraction of Total	9.29E-01	4.87E-02	1.88E-03	2.04E-02		

----- AREA_CODE=g MEDIA=McNairy Groundwater -----

Analyte	Direct ingestion	Dermal contact while showering	Inh. of volatiles while showering	Inh. of volatiles from household use	Chemical Total	% of Total
Arsenic	2.28E-01	1.01E-03			2.29E-01	70.91
Mercury	9.17E-02	2.38E-03			9.41E-02	29.09
Silica						
Tetraoxo-sulfate(1-)						
Neptunium-237						
Plutonium-239						
Radium-226						
Pathway Total	3.20E-01	3.39E-03			3.23E-01	
Fraction of Total	9.90E-01	1.05E-02				

----- AREA_CODE=g MEDIA=RGA Groundwater -----

Analyte	Direct ingestion	Dermal contact while showering	Inh. of volatiles while showering	Inh. of volatiles from household use	Chemical Total	% of Total
Aluminum	4.12E-02	7.48E-04			4.20E-02	0.00
Arsenic	2.29E-01	1.01E-03			2.30E-01	0.00

Table 5.8a Systemic toxicity from direct contact for the adult resident (continued)

----- AREA_CODE=g MEDIA=RGA Groundwater -----
(continued)

Analyte	Direct ingestion	Dermal contact while showering	Inh. of volatiles while showering	Inh. of volatiles from household use	Chemical Total	% of Total
Cadmium	6.58E-01	1.19E-01			7.77E-01	0.00
Chromium	7.35E-01	6.67E-02			8.01E-01	0.00
Iron	2.73E-01	3.30E-03			2.76E-01	0.00
Lead	1.83E+04	2.22E+02			1.85E+04	99.99
Manganese	3.48E-02	1.58E-03			3.64E-02	0.00
Nickel	1.79E-01	1.21E-03			1.81E-01	0.00
Silica						
Tetraoxo-sulfate(1-)						
Zinc	4.95E-03	4.49E-05			5.00E-03	0.00
Trichloroethene	4.57E-03	8.84E-04	1.25E-03	1.35E-02	2.02E-02	0.00
Neptunium-237						
Radium-226						
Radon-222						
Technetium-99						
Thorium-230						
Pathway Total	1.83E+04	2.22E+02	1.25E-03	1.35E-02	1.85E+04	
Fraction of Total	9.88E-01	1.20E-02	6.73E-08	7.31E-07		

----- AREA_CODE=g MEDIA=UCRS Groundwater -----

Analyte	Direct ingestion	Dermal contact while showering	Inh. of volatiles while showering	Inh. of volatiles from household use	Chemical Total	% of Total
Aluminum	2.55E-02	4.63E-04			2.60E-02	1.44
Chromium	8.20E-01	7.45E-02			8.95E-01	49.44
Manganese	3.50E-01	1.59E-02			3.66E-01	20.23
Nitrate as Nitrogen	4.94E-02	1.79E-04			4.95E-02	2.74
Silica						
Tetraoxo-sulfate(1-)						
Vanadium	3.98E-01	7.23E-02			4.70E-01	25.99
Zinc	3.03E-03	2.75E-05			3.05E-03	0.17
Neptunium-237						
Plutonium-239						
Radium-226						
Radon-222						
Technetium-99						
Pathway Total	1.65E+00	1.63E-01			1.81E+00	
Fraction of Total	9.10E-01	9.02E-02				

----- AREA_CODE=h MEDIA=McNairy Groundwater -----

Analyte	Direct ingestion	Dermal contact while showering	Inh. of volatiles while showering	Inh. of volatiles from household use	Chemical Total	% of Total
Fluoride	1.46E-01	2.74E-04			1.47E-01	100.0
Silica						
Tetraoxo-sulfate(1-)						
Radium-226						
Radon-222						
Thorium-230						

Table 5.8a Systemic toxicity from direct contact for the adult resident (continued)

----- AREA_CODE=h MEDIA=McNairy Groundwater -----
(continued)

Analyte	Direct ingestion	Dermal contact while showering	Inh. of volatiles while showering	Inh. of volatiles from household use	Chemical Total	% of Total
Pathway Total	1.46E-01	2.74E-04			1.47E-01	
Fraction of Total	9.98E-01	1.87E-03				

----- AREA_CODE=h MEDIA=Other Groundwater -----

Analyte	Direct ingestion	Dermal contact while showering	Inh. of volatiles while showering	Inh. of volatiles from household use	Chemical Total	% of Total
Antimony	2.97E+00	2.70E-01			3.24E+00	66.08
Barium	2.19E-02	5.69E-04			2.25E-02	0.46
Chromium	2.53E-01	2.30E-02			2.76E-01	5.62
Fluoride	6.03E-01	1.13E-03			6.04E-01	12.30
Iron	4.00E-02	4.84E-04			4.05E-02	0.82
Manganese	1.86E-02	8.44E-04			1.94E-02	0.40
Mercury	2.63E-02	6.81E-04			2.69E-02	0.55
Nickel	7.92E-02	5.33E-04			7.98E-02	1.63
Nitrate as Nitrogen	5.01E-02	1.82E-04			5.03E-02	1.02
Silica						
Tetraoxo-sulfate(1-)						
Thallium						
Vanadium	4.61E-01	8.36E-02			5.44E-01	11.09
Zinc	1.77E-03	1.61E-05			1.79E-03	0.04
Neptunium-237						
Radium-226						
Radon-222						
Thorium-230						
Pathway Total	4.53E+00	3.81E-01			4.91E+00	
Fraction of Total	9.22E-01	7.76E-02				

----- AREA_CODE=h MEDIA=RGA Groundwater -----

Analyte	Direct ingestion	Dermal contact while showering	Inh. of volatiles while showering	Inh. of volatiles from household use	Chemical Total	% of Total
Aluminum	6.33E-02	1.15E-03			6.44E-02	2.17
Arsenic	2.54E-01	1.13E-03			2.55E-01	8.60
Barium	3.63E-02	9.41E-04			3.72E-02	1.25
Chromium	1.27E+00	1.15E-01			1.39E+00	46.72
Iron	6.67E-01	8.07E-03			6.75E-01	22.73
Manganese	2.73E-02	1.24E-03			2.85E-02	0.96
Nitrate as Nitrogen	1.29E-01	4.67E-04			1.29E-01	4.35
Tetraoxo-sulfate(1-)						
Uranium	2.81E-02	5.99E-05			2.81E-02	0.95
Vanadium	2.64E-01	4.80E-02			3.12E-01	10.52
Trichloroethene	5.45E-03	1.05E-03	1.49E-03	1.62E-02	2.41E-02	0.81
cis-1,2-Dichloroethene	6.58E-03	1.19E-04	1.80E-03	1.95E-02	2.80E-02	0.94
Radon-222						
Technetium-99						
Pathway Total	2.75E+00	1.78E-01	3.28E-03	3.57E-02	2.97E+00	
Fraction of Total	9.27E-01	5.98E-02	1.11E-03	1.20E-02		

Table 5.8a Systemic toxicity from direct contact for the adult resident (continued)

----- AREA_CODE=h MEDIA=UCRS Groundwater -----

Analyte	Direct ingestion	Dermal contact while showering	Inh. of volatiles while showering	Inh. of volatiles from household use	Chemical Total	% of Total
Aluminum	4.49E-02	8.16E-04			4.57E-02	5.02
Barium	2.31E-02	5.98E-04			2.37E-02	2.60
Iron	1.38E-01	1.66E-03			1.39E-01	15.28
Manganese	2.69E-02	1.22E-03			2.81E-02	3.08
Nickel	4.57E-01	3.07E-03			4.60E-01	50.45
Nitrate as Nitrogen	2.80E-02	1.02E-04			2.81E-02	3.08
Silica						
Tetraoxo-sulfate(1-)						
Vanadium	1.57E-01	2.84E-02			1.85E-01	20.30
Zinc	1.64E-03	1.49E-05			1.66E-03	0.18
Radon-222						
Pathway Total	8.75E-01	3.59E-02			9.11E-01	
Fraction of Total	9.61E-01	3.94E-02				

----- AREA_CODE=i MEDIA=McNairy Groundwater -----

Analyte	Direct ingestion	Dermal contact while showering	Inh. of volatiles while showering	Inh. of volatiles from household use	Chemical Total	% of Total
Manganese	4.32E-01	1.96E-02			4.51E-01	34.30
Silica						
Tetraoxo-sulfate(1-)						
Vanadium	7.32E-01	1.33E-01			8.65E-01	65.70
Pathway Total	1.16E+00	1.52E-01			1.32E+00	
Fraction of Total	8.84E-01	1.16E-01				

----- AREA_CODE=i MEDIA=RGA Groundwater -----

Analyte	Direct ingestion	Dermal contact while showering	Inh. of volatiles while showering	Inh. of volatiles from household use	Chemical Total	% of Total
Aluminum	3.06E-02	5.55E-04			3.11E-02	0.22
Antimony	5.70E+00	5.18E-01			6.22E+00	44.74
Arsenic	2.47E-01	1.09E-03			2.48E-01	1.78
Barium	3.96E-02	1.03E-03			4.06E-02	0.29
Beryllium	1.09E-01	1.98E-02			1.29E-01	0.93
Bicarbonate						
Boron	8.05E-02	1.62E-04			8.06E-02	0.58
Cadmium	2.16E-01	3.92E-02			2.55E-01	1.83
Cerium						
Chromium	2.40E+00	2.18E-01			2.62E+00	18.84
Cobalt	1.31E-02	2.97E-05			1.31E-02	0.09
Copper	2.05E-02	1.24E-04			2.07E-02	0.15
Fluoride	9.53E-02	1.78E-04			9.54E-02	0.69
Gallium						
Iron	2.70E-01	3.27E-03			2.73E-01	1.96
Lithium	5.48E-02	1.24E-04			5.49E-02	0.39
Manganese	8.09E-02	3.67E-03			8.46E-02	0.61
Mercury	1.20E-02	3.12E-04			1.24E-02	0.09
Nickel	1.03E-01	6.92E-04			1.04E-01	0.75
Selenium	1.38E-02	5.69E-05			1.38E-02	0.10

Table 5.8a Systemic toxicity from direct contact for the adult resident (continued)

----- AREA_CODE=i MEDIA=RGA Groundwater -----
(continued)

Analyte	Direct ingestion	Dermal contact while showering	Inh. of volatiles while showering	Inh. of volatiles from household use	Chemical Total	% of Total
Silica						
Silver	1.15E-01	1.16E-03			1.16E-01	0.84
Sulfate						
Tetraoxo-sulfate(1-)						
Thorium						
Titanium						
Uranium	1.05E-02	2.23E-05			1.05E-02	0.08
Vanadium	2.80E-01	5.07E-02			3.30E-01	2.37
Zinc	5.15E-03	4.67E-05			5.20E-03	0.04
Zirconium						
1,2-Dichlorobenzene	1.74E-05	2.40E-06	7.46E-06	8.10E-05	1.08E-04	0.00
1,2-Dichloroethene	4.14E-03	1.01E-05	1.13E-03	1.23E-02	1.76E-02	0.13
1,3,5-Trimethylbenzene	1.10E-04	6.06E-05	8.80E-04	9.56E-03	1.06E-02	0.08
1,4-Dichlorobenzene			2.03E-06	2.20E-05	2.41E-05	0.00
4-Bromofluorobenzene						
4-Methyl-2-pentanone	2.74E-03	2.05E-05	2.61E-03	2.84E-02	3.38E-02	0.24
Acetone	2.22E-03	2.76E-06	6.06E-04	6.58E-03	9.41E-03	0.07
Acrylonitrile	2.74E-01	8.70E-04	1.31E-01	1.42E+00	1.83E+00	13.14
Benzene			4.38E-03	4.75E-02	5.19E-02	0.37
Bis(2-ethylhexyl)phthalate	7.28E-03	1.63E-03			8.90E-03	0.06
Bromomethane	1.96E-02	1.55E-04	5.24E-03	5.69E-02	8.18E-02	0.59
Carbazole						
Chloroform	5.48E-03	4.43E-04	1.50E-03	1.62E-02	2.37E-02	0.17
Chloromethane						
Chrysene						
Di-n-butyl phthalate	1.54E-03	3.21E-04			1.86E-03	0.01
Dimethylbenzene	4.11E-05	7.68E-06	1.12E-05	1.22E-04	1.82E-04	0.00
Ethanol						
Ethylbenzene	2.74E-04	3.79E-05	2.62E-05	2.84E-04	6.22E-04	0.00
Methylene chloride	1.62E-03	1.40E-05	3.11E-05	3.37E-04	2.01E-03	0.01
PCB-1254	5.79E-01	4.04E-01			9.84E-01	7.08
Polychlorinated biphenyl						
Tetrachloroethene	5.48E-03	3.68E-03	8.73E-05	9.48E-04	1.02E-02	0.07
Trichloroethene	1.86E-02	3.61E-03	5.09E-03	5.53E-02	8.26E-02	0.59
Vinyl chloride						
m,p-Xylene	7.48E-07	1.40E-07	2.04E-07	2.22E-06	3.31E-06	0.00
trans-1,3-Dichloropropene						
Americium-241						
Cesium-137						
Cobalt-60						
Radium-226						
Radon-222						
Technetium-99						
Pathway Total	1.08E+01	1.27E+00	1.53E-01	1.66E+00	1.39E+01	
Fraction of Total	7.78E-01	9.16E-02	1.10E-02	1.19E-01		

----- AREA_CODE=i MEDIA=UCRS Groundwater -----

Analyte	Direct ingestion	Dermal contact while showering	Inh. of volatiles while showering	Inh. of volatiles from household use	Chemical Total	% of Total
Aluminum	1.39E-01	2.53E-03			1.42E-01	0.00
Antimony	9.95E-01	9.03E-02			1.09E+00	0.01
Arsenic	6.05E-01	2.68E-03			6.08E-01	0.00

Table 5.8a Systemic toxicity from direct contact for the adult resident (continued)

----- AREA_CODE=i MEDIA=UCRS Groundwater -----
(continued)

Analyte	Direct ingestion	Dermal contact while showering	Inh. of volatiles while showering	Inh. of volatiles from household use	Chemical Total	% of Total
Barium	1.15E-01	2.98E-03			1.18E-01	0.00
Cadmium	3.62E-01	6.57E-02			4.28E-01	0.00
Chromium	2.61E-01	2.37E-02			2.85E-01	0.00
Cobalt	1.16E-02	2.64E-05			1.17E-02	0.00
Copper	1.93E-01	1.17E-03			1.95E-01	0.00
Fluoride	4.03E-01	7.54E-04			4.04E-01	0.00
Iron	5.05E-01	6.11E-03			5.11E-01	0.00
Lead	1.57E+04	1.90E+02			1.59E+04	99.96
Manganese	7.89E-01	3.58E-02			8.25E-01	0.01
Mercury	1.10E-02	2.86E-04			1.13E-02	0.00
Nickel	7.33E-02	4.92E-04			7.38E-02	0.00
Silica						
Silver	1.03E-01	1.04E-03			1.04E-01	0.00
Sulfate						
Tetraoxo-sulfate(1-)						
Thallium						
Uranium	1.03E-01	2.20E-04			1.03E-01	0.00
Vanadium	1.19E+00	2.15E-01			1.40E+00	0.01
Zinc	2.65E-02	2.40E-04			2.67E-02	0.00
Benzene			1.08E-02	1.17E-01	1.28E-01	0.00
Bromodichloromethane	3.46E-03	3.72E-05	9.46E-04	1.03E-02	1.47E-02	0.00
Chloroform	7.82E-03	6.31E-04	2.13E-03	2.32E-02	3.38E-02	0.00
Dibromochloromethane	2.74E-03	3.23E-05	7.48E-04	8.12E-03	1.16E-02	0.00
Ethanol						
Methylene chloride	1.97E-03	1.69E-05	3.76E-05	4.08E-04	2.43E-03	0.00
Trichloroethene	1.56E-02	3.01E-03	4.25E-03	4.62E-02	6.90E-02	0.00
Cesium-137						
Cobalt-60						
Radium-226						
Radon-222						
Technetium-99						
Pathway Total	1.57E+04	1.91E+02	1.89E-02	2.05E-01	1.59E+04	
Fraction of Total	9.88E-01	1.20E-02	1.19E-06	1.29E-05		

----- AREA_CODE=j MEDIA=McNairy Groundwater -----

Analyte	Direct ingestion	Dermal contact while showering	Inh. of volatiles while showering	Inh. of volatiles from household use	Chemical Total	% of Total
Aluminum	5.59E-02	1.01E-03			5.69E-02	0.49
Arsenic	7.80E+00	3.45E-02			7.83E+00	68.09
Manganese	1.80E+00	8.16E-02			1.88E+00	16.34
Molybdenum	1.73E+00	8.24E-03			1.73E+00	15.07
Sulfate						
Pathway Total	1.14E+01	1.25E-01			1.15E+01	
Fraction of Total	9.89E-01	1.09E-02				

Table 5.8a Systemic toxicity from direct contact for the adult resident (continued)

----- AREA_CODE=j MEDIA=RGa Groundwater -----

Analyte	Direct ingestion	Dermal contact while showering	Inh. of volatiles while showering	Inh. of volatiles from household use	Chemical Total	% of Total
Aluminum	9.31E-02	1.69E-03			9.48E-02	2.70
Arsenic	3.92E-01	1.73E-03			3.93E-01	11.22
Iron	4.24E-01	5.14E-03			4.30E-01	12.25
Manganese	1.40E+00	6.37E-02			1.47E+00	41.81
Molybdenum	6.79E-01	3.24E-03			6.82E-01	19.45
Silica						
Sulfate						
Thallium						
Vanadium	3.73E-01	6.77E-02			4.41E-01	12.57
Pathway Total	3.36E+00	1.43E-01			3.51E+00	
Fraction of Total	9.59E-01	4.08E-02				

----- AREA_CODE=k MEDIA=Other Groundwater -----

Analyte	Direct ingestion	Dermal contact while showering	Inh. of volatiles while showering	Inh. of volatiles from household use	Chemical Total	% of Total
Aluminum	2.28E-01	4.14E-03			2.32E-01	0.00
Ammonia as Nitrogen						
Antimony	3.58E+00	3.25E-01			3.91E+00	0.01
Arsenic	2.47E-01	1.09E-03			2.48E-01	0.00
Barium	3.77E-02	9.78E-04			3.87E-02	0.00
Beryllium	8.16E-02	1.48E-02			9.64E-02	0.00
Cadmium	8.77E-01	1.59E-01			1.04E+00	0.00
Chromium	2.47E-01	2.24E-02			2.69E-01	0.00
Cobalt	2.41E-02	5.47E-05			2.41E-02	0.00
Fluoride	1.76E-01	3.29E-04			1.76E-01	0.00
Iron	1.48E+01	1.79E-01			1.50E+01	0.04
Kjeldahl Nitrogen						
Lead	4.20E+04	5.08E+02			4.25E+04	99.92
Manganese	7.01E+00	3.18E-01			7.33E+00	0.02
Mercury	9.87E-03	2.56E-04			1.01E-02	0.00
Nickel	1.33E-01	8.93E-04			1.34E-01	0.00
Nitrate as Nitrogen	2.34E-02	8.49E-05			2.35E-02	0.00
Silica						
Strontium	2.76E-02	2.51E-04			2.79E-02	0.00
Sulfate						
Sulfide						
Tetraoxo-sulfate(1-)						
Tin	2.38E-04	4.32E-06			2.42E-04	0.00
Uranium	3.03E-02	6.48E-05			3.04E-02	0.00
Vanadium	5.36E-01	9.73E-02			6.33E-01	0.00
Zinc	8.90E-03	8.08E-05			8.98E-03	0.00
1,1-Dichloroethane	4.61E-03	7.45E-05	8.81E-04	9.57E-03	1.51E-02	0.00
1,1-Dichloroethene	8.13E-02	1.31E-03	2.22E-02	2.41E-01	3.46E-01	0.00
1,2-Dichloroethene	2.91E-01	7.05E-04	7.93E-02	8.62E-01	1.23E+00	0.00
Acetone	1.37E-02	1.70E-05	3.74E-03	4.06E-02	5.81E-02	0.00
Di-n-butyl phthalate	1.53E-03	3.18E-04			1.84E-03	0.00
Methylene chloride	2.03E-03	1.74E-05	3.88E-05	4.21E-04	2.51E-03	0.00
Naphthalene	1.85E-02	2.89E-03	1.18E-01	1.28E+00	1.42E+00	0.00
Phenanthrene						
Trichloroethene	1.48E-01	2.87E-02	4.05E-02	4.40E-01	6.58E-01	0.00
Vinyl chloride						
cis-1,2-Dichloroethene	2.61E-01	4.73E-03	7.12E-02	7.74E-01	1.11E+00	0.00
Neptunium-237						

Table 5.8a Systemic toxicity from direct contact for the adult resident (continued)

----- AREA_CODE=k MEDIA=Other Groundwater -----
(continued)

Analyte	Direct ingestion	Dermal contact while showering	Inh. of volatiles while showering	Inh. of volatiles from household use	Chemical Total	% of Total
Radium-226						
Radon-222						
Technetium-99						
Thorium-228						
Uranium-234						
Uranium-235						
Uranium-238						
Pathway Total	4.20E+04	5.09E+02	3.36E-01	3.65E+00	4.26E+04	
Fraction of Total	9.88E-01	1.20E-02	7.89E-06	8.57E-05		

----- AREA_CODE=1 MEDIA=McNairy Groundwater -----

Analyte	Direct ingestion	Dermal contact while showering	Inh. of volatiles while showering	Inh. of volatiles from household use	Chemical Total	% of Total
Aluminum	1.05E-02	1.91E-04			1.07E-02	0.07
Antimony	6.41E+00	5.82E-01			7.00E+00	43.72
Nitrate as Nitrogen	1.09E-02	3.96E-05			1.09E-02	0.07
Silica						
Tetraoxo-sulfate(1-)						
Thallium						
Zinc	1.12E-02	1.02E-04			1.13E-02	0.07
Trichloroethene	2.02E+00	3.92E-01	5.53E-01	6.00E+00	8.97E+00	56.08
Technetium-99						
Pathway Total	8.47E+00	9.74E-01	5.53E-01	6.00E+00	1.60E+01	
Fraction of Total	5.29E-01	6.09E-02	3.46E-02	3.75E-01		

----- AREA_CODE=1 MEDIA=Other Groundwater -----

Analyte	Direct ingestion	Dermal contact while showering	Inh. of volatiles while showering	Inh. of volatiles from household use	Chemical Total	% of Total
Methylene chloride	2.28E-03	1.96E-05	4.36E-05	4.74E-04	2.82E-03	100.0
Pathway Total	2.28E-03	1.96E-05	4.36E-05	4.74E-04	2.82E-03	
Fraction of Total	8.10E-01	6.96E-03	1.55E-02	1.68E-01		

----- AREA_CODE=1 MEDIA=RGAs Groundwater -----

Analyte	Direct ingestion	Dermal contact while showering	Inh. of volatiles while showering	Inh. of volatiles from household use	Chemical Total	% of Total
Aluminum	4.39E-02	7.97E-04			4.47E-02	0.00
Arsenic	2.97E-01	1.32E-03			2.98E-01	0.00
Barium	9.17E-02	2.38E-03			9.41E-02	0.00
Beryllium	8.12E-02	1.47E-02			9.59E-02	0.00
Cadmium	5.16E-01	9.36E-02			6.09E-01	0.00

Table 5.8a Systemic toxicity from direct contact for the adult resident (continued)

----- AREA_CODE=1 MEDIA=RGA Groundwater -----
(continued)

Analyte	Direct ingestion	Dermal contact while showering	Inh. of volatiles while showering	Inh. of volatiles from household use	Chemical Total	% of Total
Chromium	5.18E-01	4.70E-02			5.65E-01	0.00
Cobalt	1.18E-02	2.67E-05			1.18E-02	0.00
Fluoride	1.11E-01	2.08E-04			1.11E-01	0.00
Iron	4.83E-01	5.84E-03			4.89E-01	0.00
Lead	1.36E+04	1.64E+02			1.37E+04	97.49
Manganese	2.36E-01	1.07E-02			2.46E-01	0.00
Mercury	2.74E-02	7.10E-04			2.81E-02	0.00
Molybdenum	1.58E-01	7.57E-04			1.59E-01	0.00
Nitrate as Nitrogen	2.40E-02	8.69E-05			2.40E-02	0.00
Selenium	2.07E-02	8.54E-05			2.08E-02	0.00
Silica						
Sulfate						
Tetraoxo-sulfate(1-)						
Thallium						
Tin	1.05E-02	1.91E-04			1.07E-02	0.00
Uranium	4.28E-02	9.14E-05			4.29E-02	0.00
Vanadium	1.74E-01	3.17E-02			2.06E-01	0.00
Zinc	2.51E-03	2.28E-05			2.53E-03	0.00
1,1,2-Trichloroethane	1.37E-02	2.58E-04	3.74E-03	4.06E-02	5.83E-02	0.00
1,1-Dichloroethene	1.98E-01	3.20E-03	5.40E-02	5.87E-01	8.42E-01	0.01
1,2-Dichloroethane			2.88E-03	3.12E-02	3.41E-02	0.00
Acetone	4.47E-03	5.56E-06	1.22E-03	1.32E-02	1.89E-02	0.00
Bis(2-ethylhexyl)phthalate	2.74E-03	6.12E-04			3.35E-03	0.00
Butyl benzyl phthalate	1.37E-04	2.91E-05			1.66E-04	0.00
Carbon tetrachloride	6.26E+00	3.85E-01	2.10E+00	2.28E+01	3.15E+01	0.22
Chlorobenzene	2.74E-03	6.58E-04	2.62E-03	2.84E-02	3.45E-02	0.00
Chloroform	3.84E-02	3.10E-03	1.05E-02	1.14E-01	1.66E-01	0.00
Di-n-butyl phthalate	3.62E-03	7.55E-04			4.37E-03	0.00
Dimethylbenzene	1.04E-02	1.94E-03	2.83E-03	3.08E-02	4.59E-02	0.00
Ethane						
Ethylbenzene	1.17E-01	1.61E-02	1.11E-02	1.21E-01	2.65E-01	0.00
Ethylene						
Methylene chloride	5.70E-03	4.90E-05	1.09E-04	1.18E-03	7.05E-03	0.00
Tetrachloroethene	8.77E-01	5.89E-01	1.40E-02	1.52E-01	1.63E+00	0.01
Trichloroethene	6.37E+01	1.23E+01	1.74E+01	1.89E+02	2.82E+02	2.00
Vinyl chloride						
cis-1,2-Dichloroethene	6.24E+00	1.13E-01	1.70E+00	1.85E+01	2.66E+01	0.19
trans-1,2-Dichloroethene	1.64E+00	3.19E-03	4.49E-01	4.87E+00	6.97E+00	0.05
Americium-241						
Cesium-137						
Cobalt-60						
Neptunium-237						
Plutonium-239						
Radium-226						
Radon-222						
Technetium-99						
Thorium-230						
Uranium-234						
Uranium-235						
Uranium-235/236						
Uranium-238						
Pathway Total	1.36E+04	1.78E+02	2.17E+01	2.36E+02	1.41E+04	
Fraction of Total	9.69E-01	1.26E-02	1.54E-03	1.68E-02		

Table 5.8a Systemic toxicity from direct contact for the adult resident (continued)

----- AREA_CODE=1 MEDIA=UCRS Groundwater -----

Analyte	Direct ingestion	Dermal contact while showering	Inh. of volatiles while showering	Inh. of volatiles from household use	Chemical Total	% of Total
Aluminum	7.22E-02	1.31E-03			7.35E-02	0.00
Ammonia as Nitrogen						
Antimony	1.91E+00	1.73E-01			2.08E+00	0.02
Arsenic	1.30E+00	5.75E-03			1.31E+00	0.01
Barium	1.15E-01	2.99E-03			1.18E-01	0.00
Beryllium	2.33E-02	4.23E-03			2.75E-02	0.00
Cadmium	4.32E-01	7.83E-02			5.10E-01	0.00
Chromium	3.14E-01	2.85E-02			3.43E-01	0.00
Cobalt	1.11E-02	2.51E-05			1.11E-02	0.00
Fluoride	1.05E-01	1.97E-04			1.06E-01	0.00
Iron	4.35E-01	5.26E-03			4.40E-01	0.00
Kjeldahl Nitrogen						
Lead	1.28E+04	1.54E+02			1.29E+04	94.53
Manganese	3.12E-01	1.42E-02			3.26E-01	0.00
Mercury	2.74E-02	7.10E-04			2.81E-02	0.00
Molybdenum	5.48E-02	2.62E-04			5.51E-02	0.00
Nickel	1.84E-01	1.24E-03			1.86E-01	0.00
Nitrate as Nitrogen	1.45E-02	5.25E-05			1.45E-02	0.00
Nitrate/Nitrite	3.59E-02	1.30E-04			3.60E-02	0.00
Orthophosphate						
Selenium	1.43E-02	5.88E-05			1.43E-02	0.00
Silica						
Strontium	5.88E-02	5.34E-04			5.93E-02	0.00
Sulfate						
Sulfide						
Tetraoxo-sulfate(1-)						
Thallium						
Tin	1.19E-03	2.15E-05			1.21E-03	0.00
Uranium	1.07E-01	2.29E-04			1.07E-01	0.00
Vanadium	3.03E-01	5.50E-02			3.58E-01	0.00
Zinc	1.65E-03	1.50E-05			1.67E-03	0.00
1,1-Dichloroethene	6.09E-01	9.83E-03	1.66E-01	1.81E+00	2.59E+00	0.02
1,2-Dichloroethane			5.23E-03	5.68E-02	6.20E-02	0.00
1,2-Dichloroethene	1.15E-02	2.79E-05	3.14E-03	3.41E-02	4.87E-02	0.00
2,4-Dimethylphenol	6.03E-03	2.41E-03	1.65E-03	1.79E-02	2.80E-02	0.00
Benzene			3.41E-02	3.71E-01	4.05E-01	0.00
Bis(2-ethylhexyl)phthalate	1.37E-03	3.06E-04			1.68E-03	0.00
Chloroethane	5.62E-02	1.02E-03	2.15E-03	2.33E-02	8.26E-02	0.00
Chloroform	4.66E-02	3.76E-03	1.27E-02	1.38E-01	2.01E-01	0.00
Di-n-butyl phthalate	2.68E-04	5.60E-05			3.25E-04	0.00
Dimethylbenzene	1.17E-02	2.18E-03	3.18E-03	3.46E-02	5.16E-02	0.00
Ethane						
Ethylbenzene	1.32E-01	1.82E-02	1.26E-02	1.37E-01	2.99E-01	0.00
Ethylene						
Fluorene	2.70E-03	2.41E-03	7.38E-04	8.02E-03	1.39E-02	0.00
Isophorone	6.90E-04	1.10E-05			7.01E-04	0.00
Methylene chloride	4.66E-03	4.00E-05	8.90E-05	9.66E-04	5.75E-03	0.00
Naphthalene	1.93E-02	3.03E-03	1.23E-01	1.34E+00	1.48E+00	0.01
Phenanthrene						
Trichloroethene	1.52E+02	2.95E+01	4.16E+01	4.52E+02	6.75E+02	4.94
Vinyl chloride						
cis-1,2-Dichloroethene	1.34E+01	2.44E-01	3.67E+00	3.98E+01	5.71E+01	0.42
trans-1,2-Dichloroethene	6.85E-01	1.33E-03	1.87E-01	2.03E+00	2.90E+00	0.02
Americium-241						
Cobalt-60						
Neptunium-237						
Plutonium-239						
Radium-226						
Radon-222						

Table 5.8a Systemic toxicity from direct contact for the adult resident (continued)

----- AREA_CODE=l MEDIA=UCRS Groundwater -----
(continued)

Analyte	Direct ingestion	Dermal contact while showering	Inh. of volatiles while showering	Inh. of volatiles from household use	Chemical Total	% of Total
Technetium-99						
Thorium-228						
Uranium-234						
Uranium-235						
Uranium-235/236						
Uranium-238						
Pathway Total	1.29E+04	1.85E+02	4.58E+01	4.98E+02	1.37E+04	
Fraction of Total	9.47E-01	1.35E-02	3.36E-03	3.64E-02		

----- AREA_CODE=m MEDIA=McNairy Groundwater -----

Analyte	Direct ingestion	Dermal contact while showering	Inh. of volatiles while showering	Inh. of volatiles from household use	Chemical Total	% of Total
Aluminum	1.80E-02	3.26E-04			1.83E-02	0.26
Arsenic	5.15E-01	2.28E-03			5.17E-01	7.39
Barium	7.78E-02	2.02E-03			7.98E-02	1.14
Beryllium	9.33E-02	1.69E-02			1.10E-01	1.57
Cadmium	1.01E+00	1.84E-01			1.20E+00	17.10
Chromium	7.54E-01	6.85E-02			8.23E-01	11.76
Cobalt	1.38E-02	3.12E-05			1.38E-02	0.20
Fluoride	1.24E-01	2.33E-04			1.25E-01	1.78
Iron	2.75E+00	3.33E-02			2.78E+00	39.77
Manganese	2.86E-01	1.30E-02			2.99E-01	4.27
Mercury	3.13E-02	8.12E-04			3.21E-02	0.46
Molybdenum	1.98E-01	9.46E-04			1.99E-01	2.84
Nickel	5.75E-02	3.87E-04			5.79E-02	0.83
Silica						
Sulfate						
Tetraoxo-sulfate(1-)						
Uranium	1.78E-02	3.80E-05			1.78E-02	0.25
Vanadium	5.85E-01	1.06E-01			6.92E-01	9.88
Zinc	3.60E-03	3.26E-05			3.63E-03	0.05
Trichloroethene	6.91E-03	1.34E-03	1.89E-03	2.05E-02	3.06E-02	0.44
Neptunium-237						
Plutonium-239						
Radium-226						
Radon-222						
Technetium-99						
Thorium-230						
Pathway Total	6.55E+00	4.30E-01	1.89E-03	2.05E-02	7.00E+00	
Fraction of Total	9.35E-01	6.15E-02	2.70E-04	2.93E-03		

----- AREA_CODE=m MEDIA=Other Groundwater -----

Analyte	Direct ingestion	Dermal contact while showering	Inh. of volatiles while showering	Inh. of volatiles from household use	Chemical Total	% of Total
Aluminum	9.57E-02	1.74E-03			9.74E-02	0.00
Ammonia as Nitrogen						

Table 5.8a Systemic toxicity from direct contact for the adult resident (continued)

----- AREA_CODE=m MEDIA=Other Groundwater -----
(continued)

Analyte	Direct ingestion	Dermal contact while showering	Inh. of volatiles while showering	Inh. of volatiles from household use	Chemical Total	% of Total
Antimony	2.45E+00	2.22E-01			2.67E+00	0.01
Arsenic	2.42E-01	1.07E-03			2.43E-01	0.00
Barium	3.97E-02	1.03E-03			4.07E-02	0.00
Beryllium	3.74E-02	6.79E-03			4.42E-02	0.00
Cadmium	8.77E-01	1.59E-01			1.04E+00	0.00
Chromium	2.43E-01	2.21E-02			2.65E-01	0.00
Cobalt	2.91E-02	6.60E-05			2.91E-02	0.00
Fluoride	2.84E-01	5.31E-04			2.84E-01	0.00
Iron	4.24E+00	5.13E-02			4.29E+00	0.01
Kjeldahl Nitrogen						
Lead	3.36E+04	4.06E+02			3.40E+04	99.95
Manganese	2.37E+00	1.08E-01			2.48E+00	0.01
Mercury	1.66E-02	4.29E-04			1.70E-02	0.00
Nickel	8.67E-02	5.83E-04			8.73E-02	0.00
Nitrate as Nitrogen	3.50E-02	1.27E-04			3.52E-02	0.00
Silica						
Strontium	2.76E-02	2.51E-04			2.79E-02	0.00
Sulfate						
Sulfide						
Tetraoxo-sulfate(1-)						
Thallium						
Tin	2.38E-04	4.32E-06			2.42E-04	0.00
Uranium	2.51E-02	5.37E-05			2.52E-02	0.00
Vanadium	4.27E-01	7.75E-02			5.04E-01	0.00
Zinc	4.17E-03	3.79E-05			4.21E-03	0.00
1,1-Dichloroethane	4.56E-03	7.36E-05	8.71E-04	9.46E-03	1.50E-02	0.00
1,1-Dichloroethene	8.02E-02	1.30E-03	2.19E-02	2.38E-01	3.41E-01	0.00
1,2-Dichloroethene	2.91E-01	7.05E-04	7.93E-02	8.62E-01	1.23E+00	0.00
Acetone	1.37E-02	1.70E-05	3.74E-03	4.06E-02	5.81E-02	0.00
Di-n-butyl phthalate	1.53E-03	3.18E-04			1.84E-03	0.00
Methylene chloride	2.03E-03	1.74E-05	3.88E-05	4.21E-04	2.51E-03	0.00
Naphthalene	1.85E-02	2.89E-03	1.18E-01	1.28E+00	1.42E+00	0.00
Phenanthrene						
Trichloroethene	1.11E-01	2.14E-02	3.02E-02	3.28E-01	4.91E-01	0.00
Vinyl chloride						
cis-1,2-Dichloroethene	2.47E-01	4.48E-03	6.74E-02	7.32E-01	1.05E+00	0.00
Neptunium-237						
Radium-226						
Radon-222						
Technetium-99						
Thorium-228						
Thorium-230						
Uranium-234						
Uranium-235						
Uranium-238						
Pathway Total	3.36E+04	4.07E+02	3.21E-01	3.49E+00	3.40E+04	
Fraction of Total	9.88E-01	1.20E-02	9.45E-06	1.03E-04		

----- AREA_CODE=m MEDIA=RGa Groundwater -----

Analyte	Direct ingestion	Dermal contact while showering	Inh. of volatiles while showering	Inh. of volatiles from household use	Chemical Total	% of Total
Aluminum	2.14E-02	3.89E-04			2.18E-02	0.00

Table 5.8a Systemic toxicity from direct contact for the adult resident (continued)

----- AREA_CODE=m MEDIA=RGA Groundwater -----
(continued)

Analyte	Direct ingestion	Dermal contact while showering	Inh. of volatiles while showering	Inh. of volatiles from household use	Chemical Total	% of Total
Antimony	5.41E+00	4.91E-01			5.90E+00	0.04
Arsenic	2.40E-01	1.06E-03			2.41E-01	0.00
Barium	3.84E-02	9.95E-04			3.94E-02	0.00
Beryllium	9.80E-02	1.78E-02			1.16E-01	0.00
Bicarbonate						
Boron	8.05E-02	1.62E-04			8.06E-02	0.00
Cadmium	5.48E-01	9.94E-02			6.47E-01	0.00
Cerium						
Chromium	1.65E+00	1.49E-01			1.80E+00	0.01
Cobalt	1.30E-02	2.94E-05			1.30E-02	0.00
Copper	2.01E-02	1.21E-04			2.02E-02	0.00
Fluoride	7.68E-02	1.44E-04			7.69E-02	0.00
Gallium						
Iron	2.26E-01	2.74E-03			2.29E-01	0.00
Lead	1.40E+04	1.69E+02			1.41E+04	99.82
Lithium	5.48E-02	1.24E-04			5.49E-02	0.00
Manganese	6.30E-02	2.86E-03			6.58E-02	0.00
Mercury	1.13E-02	2.94E-04			1.16E-02	0.00
Molybdenum	1.57E-01	7.50E-04			1.58E-01	0.00
Nickel	8.93E-02	6.00E-04			8.99E-02	0.00
Nitrate as Nitrogen	1.69E-02	6.13E-05			1.70E-02	0.00
Selenium	1.39E-02	5.74E-05			1.40E-02	0.00
Silica						
Silver	1.25E-01	1.26E-03			1.27E-01	0.00
Sulfate						
Tetraoxo-sulfate(1-)						
Thallium						
Thorium						
Titanium						
Uranium	1.05E-02	2.24E-05			1.05E-02	0.00
Vanadium	2.47E-01	4.49E-02			2.92E-01	0.00
Zinc	5.15E-03	4.67E-05			5.19E-03	0.00
Zirconium						
1,1-Dichloroethene	6.09E-02	9.83E-04	1.66E-02	1.81E-01	2.59E-01	0.00
1,2-Dichlorobenzene	1.74E-05	2.40E-06	7.46E-06	8.10E-05	1.08E-04	0.00
1,2-Dichloroethene	5.93E-03	1.44E-05	1.62E-03	1.76E-02	2.52E-02	0.00
1,3,5-Trimethylbenzene	1.10E-04	6.06E-05	8.80E-04	9.56E-03	1.06E-02	0.00
1,4-Dichlorobenzene			2.03E-06	2.20E-05	2.41E-05	0.00
2-Butanone	5.26E-04	1.30E-06	3.02E-04	3.28E-03	4.11E-03	0.00
4-Bromofluorobenzene						
4-Methyl-2-pentanone	3.09E-03	2.32E-05	2.96E-03	3.21E-02	3.82E-02	0.00
Acetone	3.08E-03	3.83E-06	8.40E-04	9.12E-03	1.30E-02	0.00
Acrylonitrile	2.74E-01	8.70E-04	1.31E-01	1.42E+00	1.83E+00	0.01
Benzene			4.38E-03	4.75E-02	5.19E-02	0.00
Bis(2-ethylhexyl)phthalate	8.19E-03	1.83E-03			1.00E-02	0.00
Bromomethane	1.96E-02	1.55E-04	5.24E-03	5.69E-02	8.18E-02	0.00
Carbazole						
Carbon tetrachloride	2.35E-02	1.44E-03	7.86E-03	8.54E-02	1.18E-01	0.00
Chloroform	5.48E-03	4.43E-04	1.50E-03	1.62E-02	2.37E-02	0.00
Chloromethane						
Chrysene						
Di-n-butyl phthalate	1.63E-03	3.40E-04			1.97E-03	0.00
Dimethylbenzene	8.22E-05	1.54E-05	2.24E-05	2.44E-04	3.64E-04	0.00
Ethanol						
Ethylbenzene	2.74E-04	3.79E-05	2.62E-05	2.84E-04	6.22E-04	0.00
Methylene chloride	1.65E-03	1.41E-05	3.15E-05	3.42E-04	2.03E-03	0.00
PCB-1254	5.79E-01	4.04E-01			9.84E-01	0.01
Polychlorinated biphenyl						

Table 5.8a Systemic toxicity from direct contact for the adult resident (continued)

----- AREA_CODE=m MEDIA=RGA Groundwater -----
(continued)

Analyte	Direct ingestion	Dermal contact while showering	Inh. of volatiles while showering	Inh. of volatiles from household use	Chemical Total	% of Total
Tetrachloroethene	5.48E-03	3.68E-03	8.73E-05	9.48E-04	1.02E-02	0.00
Trichloroethene	2.67E+00	5.17E-01	7.29E-01	7.92E+00	1.18E+01	0.08
Vinyl chloride						
cis-1,2-Dichloroethene	6.03E-02	1.09E-03	1.65E-02	1.79E-01	2.57E-01	0.00
m,p-Xylene	7.48E-07	1.40E-07	2.04E-07	2.22E-06	3.31E-06	0.00
trans-1,2-Dichloroethene	6.85E-03	1.33E-05	1.87E-03	2.03E-02	2.90E-02	0.00
trans-1,3-Dichloropropene						
Americium-241						
Cesium-137						
Cobalt-60						
Neptunium-237						
Plutonium-239						
Radium-226						
Radon-222						
Technetium-99						
Thorium-230						
Pathway Total	1.40E+04	1.71E+02	9.21E-01	1.00E+01	1.41E+04	
Fraction of Total	9.87E-01	1.21E-02	6.51E-05	7.07E-04		

----- AREA_CODE=m MEDIA=UCRS Groundwater -----

Analyte	Direct ingestion	Dermal contact while showering	Inh. of volatiles while showering	Inh. of volatiles from household use	Chemical Total	% of Total
Aluminum	9.21E-02	1.67E-03			9.38E-02	0.00
Antimony	3.94E+00	3.57E-01			4.29E+00	0.03
Arsenic	3.66E-01	1.62E-03			3.67E-01	0.00
Barium	1.10E-01	2.86E-03			1.13E-01	0.00
Cadmium	5.53E-01	1.00E-01			6.53E-01	0.00
Chromium	2.70E-01	2.45E-02			2.94E-01	0.00
Cobalt	1.20E-02	2.73E-05			1.21E-02	0.00
Copper	8.97E-02	5.43E-04			9.02E-02	0.00
Fluoride	2.98E-01	5.58E-04			2.99E-01	0.00
Iron	3.78E-01	4.57E-03			3.82E-01	0.00
Lead	1.41E+04	1.71E+02			1.43E+04	99.94
Manganese	1.22E-01	5.54E-03			1.28E-01	0.00
Mercury	1.05E-02	2.72E-04			1.08E-02	0.00
Nickel	8.49E-02	5.71E-04			8.55E-02	0.00
Nitrate as Nitrogen	2.22E-02	8.05E-05			2.23E-02	0.00
Silica						
Silver	1.13E-01	1.14E-03			1.14E-01	0.00
Sulfate						
Tetraoxo-sulfate(1-)						
Thallium						
Uranium	5.80E-01	1.24E-03			5.81E-01	0.00
Vanadium	8.88E-01	1.61E-01			1.05E+00	0.01
Zinc	1.48E-02	1.34E-04			1.49E-02	0.00
Benzene			1.38E-02	1.50E-01	1.64E-01	0.00
Bromodichloromethane	1.23E-02	1.32E-04	3.37E-03	3.66E-02	5.24E-02	0.00
Chloroform	2.94E-02	2.38E-03	8.03E-03	8.72E-02	1.27E-01	0.00
Dibromochloromethane	2.74E-03	3.23E-05	7.48E-04	8.12E-03	1.16E-02	0.00
Ethanol						
Methylene chloride	1.94E-03	1.67E-05	3.71E-05	4.02E-04	2.39E-03	0.00
Trichloroethene	1.71E-02	3.32E-03	4.68E-03	5.08E-02	7.60E-02	0.00

Table 5.8a Systemic toxicity from direct contact for the adult resident (continued)

----- AREA_CODE=m MEDIA=UCRS Groundwater -----
(continued)

Analyte	Direct ingestion	Dermal contact while showering	Inh. of volatiles while showering	Inh. of volatiles from household use	Chemical Total	% of Total
Cesium-137						
Cobalt-60						
Neptunium-237						
Plutonium-239						
Radium-226						
Radon-222						
Technetium-99						
Pathway Total	1.41E+04	1.71E+02	3.07E-02	3.33E-01	1.43E+04	
Fraction of Total	9.88E-01	1.20E-02	2.15E-06	2.33E-05		

----- AREA_CODE=n MEDIA=McNairy Groundwater -----

Analyte	Direct ingestion	Dermal contact while showering	Inh. of volatiles while showering	Inh. of volatiles from household use	Chemical Total	% of Total
Aluminum	4.23E-02	7.67E-04			4.30E-02	0.31
Antimony	5.60E+00	5.08E-01			6.11E+00	44.47
Arsenic	4.27E-01	1.89E-03			4.29E-01	3.13
Barium	7.37E-02	1.91E-03			7.56E-02	0.55
Beryllium	9.40E-02	1.71E-02			1.11E-01	0.81
Cadmium	1.05E+00	1.90E-01			1.23E+00	8.99
Chromium	2.91E-01	2.64E-02			3.17E-01	2.31
Cobalt	1.36E-02	3.09E-05			1.36E-02	0.10
Fluoride	1.09E-01	2.03E-04			1.09E-01	0.79
Iron	8.16E-01	9.88E-03			8.26E-01	6.02
Manganese	2.27E-01	1.03E-02			2.37E-01	1.73
Mercury	2.20E-02	5.70E-04			2.26E-02	0.16
Molybdenum	1.91E-01	9.12E-04			1.92E-01	1.40
Nickel	5.79E-02	3.89E-04			5.83E-02	0.42
Nitrate as Nitrogen	9.66E-03	3.51E-05			9.70E-03	0.07
Silica						
Sulfate						
Tetraoxo-sulfate(1-)						
Thallium						
Uranium	1.54E-02	3.28E-05			1.54E-02	0.11
Vanadium	4.64E-01	8.42E-02			5.48E-01	3.99
Zinc	5.80E-03	5.26E-05			5.85E-03	0.04
Trichloroethene	7.61E-01	1.47E-01	2.08E-01	2.26E+00	3.37E+00	24.58
Neptunium-237						
Plutonium-239						
Radium-226						
Radon-222						
Technetium-99						
Thorium-230						
Pathway Total	1.03E+01	1.00E+00	2.08E-01	2.26E+00	1.37E+01	
Fraction of Total	7.48E-01	7.28E-02	1.51E-02	1.64E-01		

Table 5.8a Systemic toxicity from direct contact for the adult resident (continued)

----- AREA_CODE=n MEDIA=Other Groundwater -----

Analyte	Direct ingestion	Dermal contact while showering	Inh. of volatiles while showering	Inh. of volatiles from household use	Chemical Total	% of Total
Aluminum	9.57E-02	1.74E-03			9.74E-02	0.00
Ammonia as Nitrogen						
Antimony	2.45E+00	2.22E-01			2.67E+00	0.01
Arsenic	2.42E-01	1.07E-03			2.43E-01	0.00
Barium	3.97E-02	1.03E-03			4.07E-02	0.00
Beryllium	3.74E-02	6.79E-03			4.42E-02	0.00
Cadmium	8.77E-01	1.59E-01			1.04E+00	0.00
Chromium	2.43E-01	2.21E-02			2.65E-01	0.00
Cobalt	2.91E-02	6.60E-05			2.91E-02	0.00
Fluoride	2.84E-01	5.31E-04			2.84E-01	0.00
Iron	4.24E+00	5.13E-02			4.29E+00	0.01
Kjeldahl Nitrogen						
Lead	3.36E+04	4.06E+02			3.40E+04	99.95
Manganese	2.37E+00	1.08E-01			2.48E+00	0.01
Mercury	1.66E-02	4.29E-04			1.70E-02	0.00
Nickel	8.67E-02	5.83E-04			8.73E-02	0.00
Nitrate as Nitrogen	3.50E-02	1.27E-04			3.52E-02	0.00
Silica						
Strontium	2.76E-02	2.51E-04			2.79E-02	0.00
Sulfate						
Sulfide						
Tetraoxo-sulfate(1-)						
Thallium						
Tin	2.38E-04	4.32E-06			2.42E-04	0.00
Uranium	2.51E-02	5.37E-05			2.52E-02	0.00
Vanadium	4.27E-01	7.75E-02			5.04E-01	0.00
Zinc	4.17E-03	3.79E-05			4.21E-03	0.00
1,1-Dichloroethane	4.50E-03	7.27E-05	8.61E-04	9.35E-03	1.48E-02	0.00
1,1-Dichloroethene	7.93E-02	1.28E-03	2.16E-02	2.35E-01	3.37E-01	0.00
1,2-Dichloroethene	2.46E-01	5.97E-04	6.71E-02	7.29E-01	1.04E+00	0.00
Acetone	1.37E-02	1.70E-05	3.74E-03	4.06E-02	5.81E-02	0.00
Di-n-butyl phthalate	1.53E-03	3.18E-04			1.84E-03	0.00
Methylene chloride	1.94E-03	1.67E-05	3.71E-05	4.03E-04	2.40E-03	0.00
Naphthalene	1.85E-02	2.89E-03	1.18E-01	1.28E+00	1.42E+00	0.00
Phenanthrene						
Trichloroethene	1.10E-01	2.13E-02	3.00E-02	3.26E-01	4.87E-01	0.00
Vinyl chloride						
cis-1,2-Dichloroethene	2.47E-01	4.48E-03	6.74E-02	7.32E-01	1.05E+00	0.00
Neptunium-237						
Radium-226						
Radon-222						
Technetium-99						
Thorium-228						
Thorium-230						
Uranium-234						
Uranium-235						
Uranium-238						
Pathway Total	3.36E+04	4.07E+02	3.09E-01	3.35E+00	3.40E+04	
Fraction of Total	9.88E-01	1.20E-02	9.08E-06	9.86E-05		

Table 5.8a Systemic toxicity from direct contact for the adult resident (continued)

----- AREA_CODE=n MEDIA=RGA Groundwater -----

Analyte	Direct ingestion	Dermal contact while showering	Inh. of volatiles while showering	Inh. of volatiles from household use	Chemical Total	% of Total
Aluminum	2.86E-02	5.19E-04			2.91E-02	0.00
Antimony	5.26E+00	4.78E-01			5.74E+00	0.04
Arsenic	2.62E-01	1.16E-03			2.63E-01	0.00
Barium	3.86E-02	1.00E-03			3.96E-02	0.00
Beryllium	9.24E-02	1.68E-02			1.09E-01	0.00
Bicarbonate						
Boron	8.05E-02	1.62E-04			8.06E-02	0.00
Cadmium	5.21E-01	9.45E-02			6.15E-01	0.00
Cerium						
Chromium	1.12E+00	1.02E-01			1.22E+00	0.01
Cobalt	1.25E-02	2.84E-05			1.26E-02	0.00
Copper	1.76E-02	1.06E-04			1.77E-02	0.00
Fluoride	8.87E-02	1.66E-04			8.88E-02	0.00
Gallium						
Iron	2.90E-01	3.51E-03			2.94E-01	0.00
Lead	1.35E+04	1.64E+02			1.37E+04	98.57
Lithium	5.48E-02	1.24E-04			5.49E-02	0.00
Manganese	1.29E-01	5.86E-03			1.35E-01	0.00
Mercury	2.56E-02	6.64E-04			2.63E-02	0.00
Molybdenum	1.56E-01	7.45E-04			1.57E-01	0.00
Nickel	8.69E-02	5.84E-04			8.75E-02	0.00
Nitrate as Nitrogen	1.88E-02	6.82E-05			1.89E-02	0.00
Selenium	1.69E-02	6.97E-05			1.70E-02	0.00
Silica						
Silver	1.27E-01	1.28E-03			1.29E-01	0.00
Sulfate						
Tetraoxo-sulfate(1-)						
Thallium						
Thorium						
Tin	1.82E-03	3.31E-05			1.86E-03	0.00
Titanium						
Uranium	2.41E-02	5.15E-05			2.42E-02	0.00
Vanadium	2.28E-01	4.14E-02			2.70E-01	0.00
Zinc	4.41E-03	4.00E-05			4.45E-03	0.00
Zirconium						
1,1,2-Trichloroethane	1.37E-02	2.58E-04	3.74E-03	4.06E-02	5.83E-02	0.00
1,1-Dichloroethene	1.98E-01	3.20E-03	5.40E-02	5.87E-01	8.42E-01	0.01
1,2-Dichlorobenzene	1.74E-05	2.40E-06	7.46E-06	8.10E-05	1.08E-04	0.00
1,2-Dichloroethane			2.88E-03	3.12E-02	3.41E-02	0.00
1,2-Dichloroethene	5.47E-03	1.33E-05	1.49E-03	1.62E-02	2.32E-02	0.00
1,3,5-Trimethylbenzene	1.10E-04	6.06E-05	8.80E-04	9.56E-03	1.06E-02	0.00
1,4-Dichlorobenzene			2.03E-06	2.20E-05	2.41E-05	0.00
2-Butanone	4.30E-03	1.06E-05	2.47E-03	2.68E-02	3.36E-02	0.00
4-Bromofluorobenzene						
4-Methyl-2-pentanone	5.82E-03	4.36E-05	5.56E-03	6.04E-02	7.19E-02	0.00
Acetone	2.57E-02	3.19E-05	7.01E-03	7.61E-02	1.09E-01	0.00
Acrylonitrile	2.74E-01	8.70E-04	1.31E-01	1.42E+00	1.83E+00	0.01
Benzene			4.38E-03	4.75E-02	5.19E-02	0.00
Bis(2-ethylhexyl)phthalate	7.42E-03	1.66E-03			9.08E-03	0.00
Bromomethane	1.96E-02	1.55E-04	5.24E-03	5.69E-02	8.18E-02	0.00

Table 5.8a Systemic toxicity from direct contact for the adult resident (continued)

----- AREA_CODE=n MEDIA=RGA Groundwater -----
(continued)

Analyte	Direct ingestion	Dermal contact while showering	Inh. of volatiles while showering	Inh. of volatiles from household use	Chemical Total	% of Total
Butyl benzyl phthalate	1.37E-04	2.91E-05			1.66E-04	0.00
Carbazole						
Carbon tetrachloride	6.26E+00	3.85E-01	2.10E+00	2.28E+01	3.15E+01	0.23
Chlorobenzene	2.74E-03	6.58E-04	2.62E-03	2.84E-02	3.45E-02	0.00
Chloroform	3.84E-02	3.10E-03	1.05E-02	1.14E-01	1.66E-01	0.00
Chloromethane						
Chrysene						
Di-n-butyl phthalate	2.69E-03	5.62E-04			3.25E-03	0.00
Dimethylbenzene	4.45E-03	8.32E-04	1.22E-03	1.32E-02	1.97E-02	0.00
Ethane						
Ethanol						
Ethylbenzene	5.07E-02	7.03E-03	4.85E-03	5.27E-02	1.15E-01	0.00
Ethylene						
Methylene chloride	2.00E-02	1.72E-04	3.83E-04	4.16E-03	2.48E-02	0.00
PCB-1254	6.12E-01	4.27E-01			1.04E+00	0.01
Polychlorinated biphenyl						
Tetrachloroethene	8.77E-01	5.89E-01	1.40E-02	1.52E-01	1.63E+00	0.01
Trichloroethene	3.06E+01	5.93E+00	8.37E+00	9.09E+01	1.36E+02	0.98
Vinyl chloride						
cis-1,2-Dichloroethene	2.54E+00	4.61E-02	6.94E-01	7.54E+00	1.08E+01	0.08
m,p-Xylene	1.33E-06	2.49E-07	3.63E-07	3.95E-06	5.89E-06	0.00
trans-1,2-Dichloroethene	1.22E+00	2.37E-03	3.33E-01	3.61E+00	5.17E+00	0.04
trans-1,3-Dichloropropene						
Americium-241						
Cesium-137						
Cobalt-60						
Neptunium-237						
Plutonium-239						
Radium-226						
Radon-222						
Technetium-99						
Thorium-230						
Uranium-234						
Uranium-235						
Uranium-235/236						
Uranium-238						
Pathway Total	1.36E+04	1.72E+02	1.17E+01	1.28E+02	1.39E+04	
Fraction of Total	9.78E-01	1.24E-02	8.46E-04	9.19E-03		

----- AREA_CODE=n MEDIA=UCRS Groundwater -----

Analyte	Direct ingestion	Dermal contact while showering	Inh. of volatiles while showering	Inh. of volatiles from household use	Chemical Total	% of Total
Aluminum	7.13E-02	1.29E-03			7.26E-02	0.00
Ammonia as Nitrogen						
Antimony	3.40E+00	3.09E-01			3.71E+00	0.03
Arsenic	1.11E+00	4.91E-03			1.11E+00	0.01
Barium	1.09E-01	2.82E-03			1.12E-01	0.00
Beryllium	2.33E-02	4.23E-03			2.75E-02	0.00
Cadmium	4.40E-01	7.98E-02			5.19E-01	0.00
Chromium	3.02E-01	2.74E-02			3.29E-01	0.00
Cobalt	1.12E-02	2.54E-05			1.12E-02	0.00
Copper	3.32E-02	2.01E-04			3.34E-02	0.00

Table 5.8a Systemic toxicity from direct contact for the adult resident (continued)

----- AREA_CODE=n MEDIA=UCRS Groundwater -----
(continued)

Analyte	Direct ingestion	Dermal contact while showering	Inh. of volatiles while showering	Inh. of volatiles from household use	Chemical Total	% of Total
Fluoride	2.02E-01	3.78E-04			2.02E-01	0.00
Iron	3.82E-01	4.62E-03			3.86E-01	0.00
Kjeldahl Nitrogen						
Lead	1.32E+04	1.60E+02			1.34E+04	95.90
Manganese	4.71E-01	2.14E-02			4.93E-01	0.00
Mercury	4.57E-02	1.18E-03			4.68E-02	0.00
Molybdenum	5.48E-02	2.62E-04			5.51E-02	0.00
Nickel	1.47E-01	9.90E-04			1.48E-01	0.00
Nitrate as Nitrogen	1.37E-02	4.98E-05			1.38E-02	0.00
Nitrate/Nitrite	3.59E-02	1.30E-04			3.60E-02	0.00
Orthophosphate						
Selenium	1.41E-02	5.83E-05			1.42E-02	0.00
Silica						
Silver	1.15E-01	1.16E-03			1.17E-01	0.00
Strontium	5.88E-02	5.34E-04			5.93E-02	0.00
Sulfate						
Sulfide						
Tetraoxo-sulfate(1-)						
Thallium						
Tin	1.19E-03	2.15E-05			1.21E-03	0.00
Uranium	2.19E-01	4.68E-04			2.20E-01	0.00
Vanadium	3.15E-01	5.72E-02			3.72E-01	0.00
Zinc	4.80E-03	4.35E-05			4.84E-03	0.00
1,1-Dichloroethene	6.09E-01	9.83E-03	1.66E-01	1.81E+00	2.59E+00	0.02
1,2-Dichloroethane			5.23E-03	5.68E-02	6.20E-02	0.00
1,2-Dichloroethene	1.86E-02	4.52E-05	5.08E-03	5.52E-02	7.89E-02	0.00
2,4-Dimethylphenol	6.03E-03	2.41E-03	1.65E-03	1.79E-02	2.80E-02	0.00
Benzene			3.41E-02	3.71E-01	4.05E-01	0.00
Bis(2-ethylhexyl)phthalate	1.37E-03	3.06E-04			1.68E-03	0.00
Bromodichloromethane	1.23E-02	1.32E-04	3.37E-03	3.66E-02	5.24E-02	0.00
Chloroethane	4.73E-03	8.59E-05	1.81E-04	1.97E-03	6.97E-03	0.00
Chloroform	6.58E-02	5.31E-03	1.80E-02	1.95E-01	2.84E-01	0.00
Di-n-butyl phthalate	2.68E-04	5.60E-05			3.25E-04	0.00
Dibromochloromethane	2.74E-03	3.23E-05	7.48E-04	8.12E-03	1.16E-02	0.00
Dimethylbenzene	8.20E-03	1.53E-03	2.24E-03	2.43E-02	3.63E-02	0.00
Ethane						
Ethanol						
Ethylbenzene	9.28E-02	1.29E-02	8.87E-03	9.64E-02	2.11E-01	0.00
Ethylene						
Fluorene	2.70E-03	2.41E-03	7.38E-04	8.02E-03	1.39E-02	0.00
Isophorone	6.90E-04	1.10E-05			7.01E-04	0.00
Methylene chloride	2.05E-03	1.77E-05	3.93E-05	4.27E-04	2.54E-03	0.00
Naphthalene	1.93E-02	3.03E-03	1.23E-01	1.34E+00	1.48E+00	0.01
Phenanthrene						
Trichloroethene	1.15E+02	2.23E+01	3.14E+01	3.41E+02	5.10E+02	3.66
Vinyl chloride						
cis-1,2-Dichloroethene	1.05E+01	1.91E-01	2.88E+00	3.12E+01	4.48E+01	0.32
trans-1,2-Dichloroethene	6.85E-01	1.33E-03	1.87E-01	2.03E+00	2.90E+00	0.02
Americium-241						
Cesium-137						
Cobalt-60						
Neptunium-237						
Plutonium-239						
Radium-226						
Radon-222						
Technetium-99						
Thorium-228						
Uranium-234						

Table 5.8a Systemic toxicity from direct contact for the adult resident (continued)

----- AREA_CODE=n MEDIA=UCRS Groundwater -----							
(continued)							
Analyte	Direct ingestion	Dermal contact while showering	Inh. of volatiles while showering	Inh. of volatiles from household use	Chemical Total	% of Total	
Uranium-235							
Uranium-235/236							
Uranium-238							
Pathway Total	1.33E+04	1.83E+02	3.48E+01	3.78E+02	1.39E+04		
Fraction of Total	9.57E-01	1.31E-02	2.50E-03	2.71E-02			

Table 5.8b Systemic toxicity from biota consumption for the adult resident

----- AREA_CODE=a MEDIA=RGa Groundwater -----

Analyte	Ingestion							Chemical Total	% of Total
	of vegetables	Ingestion of beef	Ingestion of milk	Ingestion of chicken	Ingestion of turkey	Ingestion of pork	Ingestion of eggs		
Aluminum	1.42E-02	7.74E-05	4.39E-05					1.44E-02	0.00
Arsenic	1.72E-01	1.22E-03	1.55E-04					1.74E-01	0.01
Barium	2.79E-02	2.01E-05	2.05E-04	3.56E-06	1.48E-05		1.46E-04	2.83E-02	0.00
Chromium	2.10E-01	6.85E-03	3.24E-05					2.16E-01	0.01
Fluoride									
Iron	1.03E-01	7.49E-03	4.78E-05	1.47E-03	6.15E-03	6.97E-04	6.04E-04	1.20E-01	0.01
Manganese	1.90E-02	2.90E-05	7.40E-06	1.14E-05	4.75E-05	1.49E-05	5.61E-06	1.91E-02	0.00
Tetraoxo-sulfate(1-)									
Thallium									
Vanadium	3.01E-01	2.72E-03	9.27E-05					3.04E-01	0.01
Zinc	1.50E-03	3.15E-04	1.34E-04	8.67E-05	3.61E-04	3.38E-05	1.52E-05	2.44E-03	0.00
1,1-Dichloroethene	1.10E-01	2.16E-07	2.91E-07					1.10E-01	0.01
Carbon tetrachloride	4.27E+00	1.62E-04	2.19E-04					4.27E+00	0.21
Chloroform	6.99E-03	2.57E-08	3.45E-08					6.99E-03	0.00
Tetrachloroethene	5.40E-01	1.18E-05	1.58E-05					5.40E-01	0.03
Trichloroethene	2.02E+03	2.47E-02	3.33E-02					2.02E+03	99.63
cis-1,2-Dichloroethene	3.88E-01	1.04E-06	1.40E-06					3.88E-01	0.02
trans-1,2-Dichloroethene	1.30E+00	2.92E-08	3.92E-08					1.30E+00	0.06
Cesium-137									
Neptunium-237									
Technetium-99									
Thorium-230									
Pathway Total	2.03E+03	4.36E-02	3.42E-02	1.58E-03	6.57E-03	7.46E-04	7.71E-04	2.03E+03	
Fraction of Total	1.00E+00	2.15E-05	1.69E-05	7.78E-07	3.24E-06	3.68E-07	3.80E-07		

----- AREA_CODE=a MEDIA=UCRS Groundwater -----

Analyte	Ingestion							Chemical Total	% of Total
	of vegetables	Ingestion of beef	Ingestion of milk	Ingestion of chicken	Ingestion of turkey	Ingestion of pork	Ingestion of eggs		
Aluminum	3.23E-02	1.75E-04	9.95E-05					3.25E-02	0.00
Antimony	1.01E+00	1.43E-04	3.81E-04					1.01E+00	0.01
Arsenic	1.34E-01	9.48E-04	1.21E-04					1.35E-01	0.00
Barium	9.73E-03	7.01E-06	7.16E-05	1.24E-06	5.17E-06		5.09E-05	9.87E-03	0.00
Beryllium	3.96E-03	1.43E-05	5.47E-08					3.97E-03	0.00
Chromium	6.70E-02	2.19E-03	1.03E-05					6.92E-02	0.00
Cobalt	5.02E-04	1.71E-07	5.10E-07	1.35E-05	5.62E-05	2.45E-07	2.76E-07	5.72E-04	0.00
Iron	1.59E-01	1.15E-02	7.36E-05	2.27E-03	9.45E-03	1.07E-03	9.29E-04	1.84E-01	0.00
Lead	9.78E+03	1.42E+01	4.53E+01					9.84E+03	96.40
Manganese	6.91E-03	1.05E-05	2.69E-06	4.15E-06	1.73E-05	5.43E-06	2.04E-06	6.95E-03	0.00
Nickel	7.30E-02	1.16E-03	1.59E-02					9.00E-02	0.00
Silica									
Tetraoxo-sulfate(1-)									
Uranium	7.56E-02	8.22E-05	4.67E-04	1.08E-03	4.49E-03	1.22E-03	4.42E-04	8.34E-02	0.00
Vanadium	1.93E-01	1.75E-03	5.96E-05					1.95E-01	0.00
Zinc	1.62E-03	3.41E-04	1.45E-04	9.39E-05	3.91E-04	3.66E-05	1.65E-05	2.65E-03	0.00
1,1-Dichloroethene	7.35E-03	1.44E-08	1.94E-08					7.35E-03	0.00
Bis(2-ethylhexyl)phthalate	7.29E-04	5.10E-06	6.86E-06					7.41E-04	0.00
Chloroform	4.54E-02	1.67E-07	2.25E-07					4.54E-02	0.00
Trichloroethene	3.64E+02	4.46E-03	6.00E-03					3.64E+02	3.57
cis-1,2-Dichloroethene	4.93E-01	1.33E-06	1.78E-06					4.93E-01	0.00
trans-1,2-Dichloroethene	3.73E-01	8.37E-09	1.13E-08					3.73E-01	0.00
Neptunium-237									
Radon-222									
Technetium-99									
Pathway Total	1.01E+04	1.42E+01	4.53E+01	3.46E-03	1.44E-02	2.33E-03	1.44E-03	1.02E+04	
Fraction of Total	9.94E-01	1.39E-03	4.44E-03	3.39E-07	1.41E-06	2.28E-07	1.41E-07		

Table 5.8b Systemic toxicity from biota consumption for the adult resident (continued)

----- AREA_CODE=b MEDIA=McNairy Groundwater -----

Analyte	Ingestion							Chemical Total	% of Total
	of vegetables	Ingestion of beef	Ingestion of milk	Ingestion of chicken	Ingestion of turkey	Ingestion of pork	Ingestion of eggs		
Aluminum	1.19E-02	6.49E-05	3.68E-05					1.20E-02	0.18
Antimony	3.89E+00	5.50E-04	1.46E-03					3.89E+00	59.53
Nitrate as Nitrogen									
Silica									
Tetraoxo-sulfate(1-)									
Trichloroethene	2.63E+00	3.22E-05	4.34E-05					2.63E+00	40.29
Technetium-99									
Pathway Total	6.53E+00	6.47E-04	1.54E-03					6.54E+00	
Fraction of Total	1.00E+00	9.90E-05	2.36E-04						

----- AREA_CODE=b MEDIA=RGA Groundwater -----

Analyte	Ingestion							Chemical Total	% of Total
	of vegetables	Ingestion of beef	Ingestion of milk	Ingestion of chicken	Ingestion of turkey	Ingestion of pork	Ingestion of eggs		
Aluminum	2.16E-02	1.18E-04	6.67E-05					2.18E-02	0.00
Arsenic	1.62E-01	1.15E-03	1.46E-04					1.63E-01	0.00
Barium	4.43E-02	3.19E-05	3.26E-04	5.66E-06	2.36E-05		2.32E-04	4.49E-02	0.00
Beryllium	4.58E-02	1.65E-04	6.33E-07					4.60E-02	0.00
Cadmium	1.69E-01	1.78E-04	1.89E-03	1.40E-03	5.84E-03	4.78E-04	7.18E-05	1.79E-01	0.00
Chromium	1.61E-01	5.27E-03	2.49E-05					1.66E-01	0.00
Cobalt	6.65E-03	2.27E-06	6.76E-06	1.79E-04	7.45E-04	3.25E-06	3.66E-06	7.59E-03	0.00
Fluoride									
Iron	2.40E-01	1.74E-02	1.11E-04	3.43E-03	1.43E-02	1.62E-03	1.41E-03	2.79E-01	0.00
Lead	5.86E+03	8.50E+00	2.71E+01					5.89E+03	99.73
Manganese	4.79E-02	7.31E-05	1.87E-05	2.88E-05	1.20E-04	3.77E-05	1.41E-05	4.82E-02	0.00
Mercury	2.59E-02	5.14E-04	1.03E-04	6.07E-06	2.53E-05			2.65E-02	0.00
Nitrate as Nitrogen									
Selenium	1.52E-02	4.32E-03	1.84E-03	1.53E-03	6.38E-03	9.89E-04	6.27E-04	3.09E-02	0.00
Silica									
Sulfate									
Tetraoxo-sulfate(1-)									
Tin	6.49E-03	1.29E-04	5.48E-05					6.67E-03	0.00
Uranium	2.96E-02	3.22E-05	1.83E-04	4.23E-04	1.76E-03	4.76E-04	1.73E-04	3.26E-02	0.00
Vanadium	8.11E-02	7.34E-04	2.50E-05					8.19E-02	0.00
Zinc	2.24E-03	4.70E-04	2.00E-04	1.30E-04	5.40E-04	5.05E-05	2.28E-05	3.65E-03	0.00
1,1,2-Trichloroethane	1.75E-02	6.42E-08	8.64E-08					1.75E-02	0.00
1,1-Dichloroethene	5.97E-03	1.17E-08	1.57E-08					5.97E-03	0.00
1,2-Dichloroethane									
Acetone	8.09E-02	1.40E-10	1.88E-10					8.09E-02	0.00
Carbon tetrachloride	4.87E-01	1.85E-05	2.49E-05					4.87E-01	0.01
Chlorobenzene	2.13E-03	8.10E-08	1.09E-07					2.13E-03	0.00
Chloroform	4.89E-02	1.80E-07	2.42E-07					4.89E-02	0.00
Di-n-butyl phthalate	1.17E-03	8.16E-06	1.10E-05					1.19E-03	0.00
Ethane									
Ethylene									
Methylene chloride	2.49E-03	9.51E-10	1.28E-09					2.49E-03	0.00
Tetrachloroethene	7.51E-01	1.64E-05	2.20E-05					7.51E-01	0.01
Trichloroethene	1.07E+01	1.31E-04	1.76E-04					1.07E+01	0.18
Vinyl chloride									
cis-1,2-Dichloroethene	2.47E+00	6.65E-06	8.95E-06					2.47E+00	0.04
Americium-241									
Cesium-137									
Cobalt-60									
Plutonium-239									
Radium-226									
Radon-222									
Technetium-99									
Thorium-230									

Table 5.8b Systemic toxicity from biota consumption for the adult resident (continued)

----- AREA_CODE=b MEDIA=RGa Groundwater -----
(continued)

Analyte	Ingestion of vegetables	Ingestion of beef	Ingestion of milk	Ingestion of chicken	Ingestion of turkey	Ingestion of pork	Ingestion of eggs	Chemical Total	% of Total
Uranium-234									
Uranium-235									
Uranium-235/236									
Uranium-238									
Pathway Total	5.87E+03	8.53E+00	2.71E+01	7.14E-03	2.97E-02	3.66E-03	2.55E-03	5.91E+03	
Fraction of Total	9.94E-01	1.44E-03	4.59E-03	1.21E-06	5.03E-06	6.19E-07	4.32E-07		

----- AREA_CODE=b MEDIA=UCRS Groundwater -----

Analyte	Ingestion of vegetables	Ingestion of beef	Ingestion of milk	Ingestion of chicken	Ingestion of turkey	Ingestion of pork	Ingestion of eggs	Chemical Total	% of Total
Aluminum	3.56E-02	1.93E-04	1.10E-04					3.59E-02	0.01
Arsenic	8.79E-01	6.21E-03	7.93E-04					8.86E-01	0.23
Barium	3.56E-02	2.56E-05	2.62E-04	4.54E-06	1.89E-05		1.86E-04	3.61E-02	0.01
Beryllium	2.85E-03	1.03E-05	3.94E-08					2.86E-03	0.00
Cadmium	1.25E-01	1.32E-04	1.40E-03	1.04E-03	4.31E-03	3.53E-04	5.30E-05	1.32E-01	0.03
Chromium	1.76E-01	5.75E-03	2.72E-05					1.82E-01	0.05
Cobalt	1.88E-03	6.42E-07	1.91E-06	5.05E-05	2.11E-04	9.19E-07	1.04E-06	2.15E-03	0.00
Fluoride									
Iron	1.55E-01	1.12E-02	7.18E-05	2.21E-03	9.22E-03	1.05E-03	9.07E-04	1.80E-01	0.05
Lead	2.55E+02	3.70E-01	1.18E+00					2.57E+02	66.11
Manganese	3.05E-02	4.66E-05	1.19E-05	1.83E-05	7.64E-05	2.40E-05	9.01E-06	3.07E-02	0.01
Mercury	2.59E-02	5.14E-04	1.03E-04	6.07E-06	2.53E-05			2.65E-02	0.01
Molybdenum	3.45E-02	1.03E-04	7.43E-04	4.04E-04	1.68E-03		1.49E-04	3.76E-02	0.01
Nickel	2.51E-01	4.01E-03	5.46E-02					3.10E-01	0.08
Nitrate as Nitrogen									
Selenium	9.45E-03	2.69E-03	1.14E-03	9.52E-04	3.97E-03	6.16E-04	3.90E-04	1.92E-02	0.00
Silica									
Sulfate									
Tetraoxo-sulfate(1-)									
Thallium									
Tin	1.12E-03	2.23E-05	9.47E-06					1.15E-03	0.00
Uranium	3.57E-02	3.88E-05	2.20E-04	5.09E-04	2.12E-03	5.74E-04	2.09E-04	3.94E-02	0.01
Vanadium	1.98E-01	1.79E-03	6.11E-05					2.00E-01	0.05
Zinc	1.58E-03	3.31E-04	1.41E-04	9.12E-05	3.80E-04	3.55E-05	1.60E-05	2.57E-03	0.00
1,1-Dichloroethene	1.19E-02	2.34E-08	3.15E-08					1.19E-02	0.00
1,2-Dichloroethene	1.61E-01	3.61E-09	4.86E-09					1.61E-01	0.04
2,4-Dimethylphenol	4.01E-03	3.66E-08	4.92E-08					4.01E-03	0.00
Benzene									
Chloroethane	3.22E-02	1.72E-08	2.31E-08					3.22E-02	0.01
Di-n-butyl phthalate	8.31E-05	5.82E-07	7.83E-07					8.45E-05	0.00
Dimethylbenzene	6.41E-05	9.22E-09	1.24E-08					6.41E-05	0.00
Ethane									
Ethylbenzene	1.65E-04	1.41E-08	1.89E-08					1.65E-04	0.00
Ethylene									
Isophorone	9.67E-04	1.38E-09	1.85E-09					9.67E-04	0.00
Trichloroethene	1.25E+02	1.53E-03	2.06E-03					1.25E+02	32.18
Vinyl chloride									
cis-1,2-Dichloroethene	4.24E+00	1.14E-05	1.53E-05					4.24E+00	1.09
trans-1,2-Dichloroethene	4.40E-02	9.89E-10	1.33E-09					4.40E-02	0.01
Americium-241									
Cobalt-60									
Neptunium-237									
Plutonium-239									
Radium-226									
Radon-222									
Technetium-99									

Table 5.8b Systemic toxicity from biota consumption for the adult resident (continued)

----- AREA_CODE=b MEDIA=UCRS Groundwater -----
(continued)

Analyte	Ingestion of vegetables	Ingestion of beef	Ingestion of milk	Ingestion of chicken	Ingestion of turkey	Ingestion of pork	Ingestion of eggs	Chemical Total	% of Total
Uranium-234									
Uranium-235									
Uranium-235/236									
Uranium-238									
Pathway Total	3.87E+02	4.05E-01	1.24E+00	5.29E-03	2.20E-02	2.65E-03	1.92E-03	3.88E+02	
Fraction of Total	9.96E-01	1.04E-03	3.20E-03	1.36E-05	5.67E-05	6.83E-06	4.95E-06		

----- AREA_CODE=c MEDIA=RGA Groundwater -----

Analyte	Ingestion of vegetables	Ingestion of beef	Ingestion of milk	Ingestion of chicken	Ingestion of turkey	Ingestion of pork	Ingestion of eggs	Chemical Total	% of Total
Aluminum	5.31E-02	2.89E-04	1.64E-04					5.36E-02	1.50
Barium	2.35E-02	1.69E-05	1.73E-04	3.00E-06	1.25E-05		1.23E-04	2.38E-02	0.67
Chromium	9.85E-01	3.22E-02	1.52E-04					1.02E+00	28.58
Iron	3.18E-01	2.31E-02	1.48E-04	4.55E-03	1.90E-02	2.15E-03	1.86E-03	3.69E-01	10.37
Manganese	3.61E-02	5.51E-05	1.41E-05	2.17E-05	9.04E-05	2.84E-05	1.07E-05	3.63E-02	1.02
Molybdenum	1.28E-01	3.81E-04	2.76E-03	1.50E-03	6.25E-03		5.54E-04	1.40E-01	3.92
Silica									
Sulfate									
Tetraoxo-sulfate(1-)									
Zinc	2.72E-03	5.72E-04	2.43E-04	1.58E-04	6.57E-04	6.14E-05	2.77E-05	4.44E-03	0.12
1,1-Dichloroethene	4.22E-02	8.27E-08	1.11E-07					4.22E-02	1.19
Chloroform	1.75E-02	6.42E-08	8.64E-08					1.75E-02	0.49
Trichloroethene	1.83E+00	2.24E-05	3.02E-05					1.83E+00	51.48
cis-1,2-Dichloroethene	2.35E-02	6.31E-08	8.49E-08					2.35E-02	0.66
Radon-222									
Technetium-99									
Pathway Total	3.46E+00	5.66E-02	3.68E-03	6.23E-03	2.60E-02	2.24E-03	2.58E-03	3.56E+00	
Fraction of Total	9.73E-01	1.59E-02	1.03E-03	1.75E-03	7.29E-03	6.29E-04	7.24E-04		

----- AREA_CODE=c MEDIA=UCRS Groundwater -----

Analyte	Ingestion of vegetables	Ingestion of beef	Ingestion of milk	Ingestion of chicken	Ingestion of turkey	Ingestion of pork	Ingestion of eggs	Chemical Total	% of Total
Aluminum	2.59E-02	1.41E-04	8.00E-05					2.62E-02	9.18
Barium	1.35E-02	9.71E-06	9.92E-05	1.72E-06	7.17E-06		7.05E-05	1.37E-02	4.80
Iron	8.97E-02	6.51E-03	4.15E-05	1.28E-03	5.34E-03	6.05E-04	5.25E-04	1.04E-01	36.50
Manganese	1.58E-02	2.41E-05	6.15E-06	9.48E-06	3.95E-05	1.24E-05	4.66E-06	1.59E-02	5.58
Silica									
Tetraoxo-sulfate(1-)									
Vanadium	6.74E-02	6.10E-04	2.08E-05					6.81E-02	23.90
Zinc	1.85E-03	3.88E-04	1.65E-04	1.07E-04	4.45E-04	4.16E-05	1.88E-05	3.01E-03	1.06
Benzene									
Chloroform	4.19E-02	1.54E-07	2.07E-07					4.19E-02	14.71
Trichloroethene	1.22E-02	1.49E-07	2.00E-07					1.22E-02	4.27
Technetium-99									
Pathway Total	2.68E-01	7.68E-03	4.13E-04	1.40E-03	5.83E-03	6.59E-04	6.19E-04	2.85E-01	
Fraction of Total	9.42E-01	2.70E-02	1.45E-03	4.91E-03	2.05E-02	2.31E-03	2.17E-03		

Table 5.8b Systemic toxicity from biota consumption for the adult resident (continued)

----- AREA_CODE=d MEDIA=McNairy Groundwater -----

Analyte	Ingestion of vegetables	Ingestion of beef	Ingestion of milk	Ingestion of chicken	Ingestion of turkey	Ingestion of pork	Ingestion of eggs	Chemical Total	% of Total
Silica									
Tetraoxo-sulfate(1-)									
Thallium									
Zinc	1.13E-02	2.38E-03	1.01E-03	6.55E-04	2.73E-03	2.55E-04	1.15E-04	1.85E-02	71.52
Trichloroethene	7.36E-03	9.01E-08	1.21E-07					7.36E-03	28.48
Pathway Total	1.87E-02	2.38E-03	1.01E-03	6.55E-04	2.73E-03	2.55E-04	1.15E-04	2.58E-02	
Fraction of Total	7.23E-01	9.21E-02	3.92E-02	2.54E-02	1.06E-01	9.88E-03	4.46E-03		

----- AREA_CODE=d MEDIA=Other Groundwater -----

Analyte	Ingestion of vegetables	Ingestion of beef	Ingestion of milk	Ingestion of chicken	Ingestion of turkey	Ingestion of pork	Ingestion of eggs	Chemical Total	% of Total
Methylene chloride	5.60E-03	2.14E-09	2.87E-09					5.60E-03	100.0
Pathway Total	5.60E-03	2.14E-09	2.87E-09					5.60E-03	
Fraction of Total	1.00E+00	3.82E-07	5.13E-07						

----- AREA_CODE=d MEDIA=RGa Groundwater -----

Analyte	Ingestion of vegetables	Ingestion of beef	Ingestion of milk	Ingestion of chicken	Ingestion of turkey	Ingestion of pork	Ingestion of eggs	Chemical Total	% of Total
Aluminum	1.77E-02	9.60E-05	5.45E-05					1.78E-02	0.00
Arsenic	1.93E-01	1.36E-03	1.74E-04					1.94E-01	0.00
Barium	5.07E-02	3.65E-05	3.73E-04	6.47E-06	2.69E-05		2.65E-04	5.14E-02	0.00
Chromium	1.65E-01	5.40E-03	2.55E-05					1.71E-01	0.00
Cobalt	5.94E-03	2.03E-06	6.04E-06	1.60E-04	6.65E-04	2.90E-06	3.27E-06	6.78E-03	0.00
Fluoride									
Iron	9.59E-02	6.96E-03	4.45E-05	1.37E-03	5.71E-03	6.48E-04	5.62E-04	1.11E-01	0.00
Lead	9.54E+03	1.38E+01	4.41E+01					9.59E+03	99.95
Manganese	1.40E-01	2.13E-04	5.45E-05	8.39E-05	3.50E-04	1.10E-04	4.13E-05	1.41E-01	0.00
Silica									
Tetraoxo-sulfate(1-)									
Tin	3.45E-02	6.85E-04	2.92E-04					3.55E-02	0.00
Uranium	1.07E-02	1.16E-05	6.59E-05	1.52E-04	6.35E-04	1.72E-04	6.24E-05	1.18E-02	0.00
Vanadium	1.28E-01	1.15E-03	3.93E-05					1.29E-01	0.00
Zinc	1.70E-03	3.57E-04	1.52E-04	9.82E-05	4.09E-04	3.83E-05	1.73E-05	2.77E-03	0.00
Bis(2-ethylhexyl)phthalate	1.46E-03	1.02E-05	1.37E-05					1.48E-03	0.00
Butyl benzyl phthalate	7.29E-05	5.10E-07	6.86E-07					7.41E-05	0.00
Di-n-butyl phthalate	1.07E-03	7.46E-06	1.00E-05					1.08E-03	0.00
Dimethylbenzene	7.16E-04	1.03E-07	1.39E-07					7.16E-04	0.00
Ethylbenzene	7.50E-03	6.40E-07	8.61E-07					7.50E-03	0.00
Methylene chloride	4.62E-02	1.76E-08	2.37E-08					4.62E-02	0.00
Tetrachloroethene	1.17E-02	2.56E-07	3.44E-07					1.17E-02	0.00
Trichloroethene	3.75E+00	4.60E-05	6.18E-05					3.75E+00	0.04
cis-1,2-Dichloroethene	1.10E-01	2.96E-07	3.98E-07					1.10E-01	0.00
Americium-241									
Cesium-137									
Cobalt-60									
Plutonium-239									
Radium-226									
Radon-222									
Technetium-99									
Uranium-234									
Uranium-238									
Pathway Total	9.54E+03	1.38E+01	4.41E+01	1.87E-03	7.80E-03	9.70E-04	9.51E-04	9.60E+03	
Fraction of Total	9.94E-01	1.44E-03	4.60E-03	1.95E-07	8.12E-07	1.01E-07	9.90E-08		

Table 5.8b Systemic toxicity from biota consumption for the adult resident (continued)

----- AREA_CODE=d MEDIA=UCRS Groundwater -----

Analyte	Ingestion							Chemical Total	% of Total
	of vegetables	Ingestion of beef	Ingestion of milk	Ingestion of chicken	Ingestion of turkey	Ingestion of pork	Ingestion of eggs		
Aluminum	6.64E-02	3.61E-04	2.05E-04					6.70E-02	0.00
Ammonia as Nitrogen									
Antimony	9.34E-01	1.32E-04	3.51E-04					9.34E-01	0.02
Arsenic	1.78E-01	1.26E-03	1.61E-04					1.80E-01	0.00
Barium	5.19E-02	3.74E-05	3.82E-04	6.62E-06	2.76E-05		2.71E-04	5.26E-02	0.00
Beryllium	1.21E-02	4.37E-05	1.67E-07					1.21E-02	0.00
Cadmium	2.34E-01	2.47E-04	2.62E-03	1.94E-03	8.09E-03	6.62E-04	9.94E-05	2.48E-01	0.01
Chromium	1.33E-01	4.34E-03	2.05E-05					1.37E-01	0.00
Cobalt	6.09E-03	2.08E-06	6.19E-06	1.64E-04	6.82E-04	2.97E-06	3.35E-06	6.95E-03	0.00
Fluoride									
Iron	3.56E+00	2.58E-01	1.65E-03	5.08E-02	2.12E-01	2.40E-02	2.08E-02	4.13E+00	0.08
Kjeldahl Nitrogen									
Lead	4.89E+03	7.10E+00	2.27E+01					4.92E+03	99.36
Manganese	3.25E+00	4.95E-03	1.26E-03	1.95E-03	8.12E-03	2.55E-03	9.59E-04	3.27E+00	0.07
Mercury	9.04E-03	1.79E-04	3.59E-05	2.12E-06	8.83E-06			9.26E-03	0.00
Nickel	2.76E-02	4.40E-04	6.00E-03					3.40E-02	0.00
Nitrate as Nitrogen									
Nitrate/Nitrite									
Orthophosphate									
Selenium	1.20E-02	3.41E-03	1.45E-03	1.21E-03	5.03E-03	7.81E-04	4.95E-04	2.44E-02	0.00
Silica									
Strontium	4.76E-02	8.82E-04	1.31E-03	3.47E-05	1.45E-04	3.16E-04	3.56E-05	5.03E-02	0.00
Sulfate									
Sulfide									
Tetraoxo-sulfate(1-)									
Uranium	1.61E-01	1.75E-04	9.93E-04	2.30E-03	9.57E-03	2.59E-03	9.41E-04	1.77E-01	0.00
Vanadium	3.89E-01	3.52E-03	1.20E-04					3.93E-01	0.01
Zinc	1.79E-03	3.77E-04	1.60E-04	1.04E-04	4.32E-04	4.04E-05	1.82E-05	2.92E-03	0.00
1,1-Dichloroethene	6.91E-02	1.35E-07	1.82E-07					6.91E-02	0.00
1,2-Dichloroethane									
1,2-Dichloroethene	4.80E-02	1.08E-09	1.45E-09					4.80E-02	0.00
Benzene									
Dimethylbenzene	1.24E-03	1.78E-07	2.39E-07					1.24E-03	0.00
Ethylbenzene	1.87E-02	1.60E-06	2.15E-06					1.87E-02	0.00
Fluorene	1.71E-03	3.68E-06	4.95E-06					1.72E-03	0.00
Methylene chloride	6.79E-03	2.59E-09	3.49E-09					6.79E-03	0.00
Naphthalene	6.48E-03	9.32E-07	1.25E-06					6.48E-03	0.00
Phenanthrene									
Trichloroethene	2.19E+01	2.68E-04	3.61E-04					2.19E+01	0.44
cis-1,2-Dichloroethene	2.80E-02	7.52E-08	1.01E-07					2.80E-02	0.00
Neptunium-237									
Radon-222									
Technetium-99									
Thorium-228									
Uranium-234									
Uranium-235									
Uranium-238									
Pathway Total	4.93E+03	7.38E+00	2.27E+01	5.85E-02	2.44E-01	3.10E-02	2.36E-02	4.96E+03	
Fraction of Total	9.94E-01	1.49E-03	4.57E-03	1.18E-05	4.92E-05	6.25E-06	4.77E-06		

----- AREA_CODE=e MEDIA=McNairy Groundwater -----

Analyte	Ingestion							Chemical Total	% of Total
	of vegetables	Ingestion of beef	Ingestion of milk	Ingestion of chicken	Ingestion of turkey	Ingestion of pork	Ingestion of eggs		
Aluminum	1.26E-02	6.84E-05	3.88E-05					1.27E-02	0.33
Arsenic	7.02E-01	4.96E-03	6.34E-04					7.08E-01	18.60
Barium	5.67E-02	4.09E-05	4.18E-04	7.24E-06	3.02E-05		2.97E-04	5.75E-02	1.51
Beryllium	7.27E-02	2.62E-04	1.00E-06					7.30E-02	1.92

Table 5.8b Systemic toxicity from biota consumption for the adult resident (continued)

----- AREA_CODE=e MEDIA=McNairy Groundwater -----
(continued)

Analyte	Ingestion of vegetables	Ingestion of beef	Ingestion of milk	Ingestion of chicken	Ingestion of turkey	Ingestion of pork	Ingestion of eggs	Chemical Total	% of Total
Cadmium	4.10E-01	4.32E-04	4.59E-03	3.40E-03	1.42E-02	1.16E-03	1.74E-04	4.34E-01	11.40
Chromium	5.77E-01	1.89E-02	8.91E-05					5.96E-01	15.66
Cobalt	9.72E-03	3.32E-06	9.89E-06	2.61E-04	1.09E-03	4.75E-06	5.35E-06	1.11E-02	0.29
Fluoride									
Iron	7.05E-01	5.12E-02	3.27E-04	1.01E-02	4.20E-02	4.76E-03	4.13E-03	8.18E-01	21.50
Manganese	6.05E-02	9.23E-05	2.36E-05	3.63E-05	1.51E-04	4.76E-05	1.79E-05	6.09E-02	1.60
Nickel	4.25E-02	6.78E-04	9.23E-03					5.24E-02	1.38
Silica									
Sulfate									
Tetraoxo-sulfate(1-)									
Uranium	2.35E-02	2.55E-05	1.45E-04	3.35E-04	1.40E-03	3.78E-04	1.37E-04	2.59E-02	0.68
Vanadium	9.18E-01	8.31E-03	2.83E-04					9.27E-01	24.36
Zinc	1.32E-02	2.77E-03	1.18E-03	7.63E-04	3.18E-03	2.97E-04	1.34E-04	2.15E-02	0.56
Trichloroethene	8.14E-03	9.96E-08	1.34E-07					8.14E-03	0.21
Radon-222									
Technetium-99									
Pathway Total	3.61E+00	8.77E-02	1.70E-02	1.49E-02	6.20E-02	6.65E-03	4.89E-03	3.80E+00	
Fraction of Total	9.49E-01	2.30E-02	4.46E-03	3.91E-03	1.63E-02	1.75E-03	1.29E-03		

----- AREA_CODE=e MEDIA=RGA Groundwater -----

Analyte	Ingestion of vegetables	Ingestion of beef	Ingestion of milk	Ingestion of chicken	Ingestion of turkey	Ingestion of pork	Ingestion of eggs	Chemical Total	% of Total
Aluminum	8.98E-03	4.88E-05	2.77E-05					9.06E-03	0.12
Arsenic	1.22E-01	8.62E-04	1.10E-04					1.23E-01	1.67
Barium	3.78E-02	2.73E-05	2.78E-04	4.83E-06	2.01E-05		1.98E-04	3.84E-02	0.52
Beryllium	4.26E-02	1.54E-04	5.88E-07					4.27E-02	0.58
Cadmium	3.15E-01	3.32E-04	3.53E-03	2.61E-03	1.09E-02	8.90E-04	1.34E-04	3.33E-01	4.52
Cobalt	6.65E-03	2.27E-06	6.76E-06	1.79E-04	7.44E-04	3.25E-06	3.66E-06	7.59E-03	0.10
Copper	1.66E-02	4.45E-04	3.16E-04	9.73E-05	4.06E-04	7.78E-05	3.99E-05	1.80E-02	0.24
Fluoride									
Iron	1.33E-01	9.64E-03	6.15E-05	1.90E-03	7.90E-03	8.97E-04	7.77E-04	1.54E-01	2.09
Manganese	8.01E-03	1.22E-05	3.12E-06	4.81E-06	2.01E-05	6.30E-06	2.37E-06	8.06E-03	0.11
Molybdenum	1.02E-01	3.02E-04	2.19E-03	1.19E-03	4.96E-03		4.39E-04	1.11E-01	1.50
Silica									
Silver	1.02E-01	1.11E-03	7.89E-05	2.92E-03	1.22E-02	5.31E-04		1.19E-01	1.61
Sulfate									
Tetraoxo-sulfate(1-)									
Thallium									
Uranium	6.11E-03	6.64E-06	3.77E-05	8.72E-05	3.63E-04	9.82E-05	3.57E-05	6.73E-03	0.09
Vanadium	1.65E-01	1.50E-03	5.10E-05					1.67E-01	2.27
Zinc	2.89E-03	6.07E-04	2.58E-04	1.67E-04	6.97E-04	6.52E-05	2.94E-05	4.72E-03	0.06
2-Butanone	6.34E-02	6.78E-10	9.11E-10					6.34E-02	0.86
Dimethylbenzene	5.34E-05	7.69E-09	1.03E-08					5.34E-05	0.00
Trichloroethene	6.12E+00	7.50E-05	1.01E-04					6.12E+00	83.06
trans-1,2-Dichloroethene	4.32E-02	9.70E-10	1.30E-09					4.32E-02	0.59
Cobalt-60									
Radon-222									
Technetium-99									
Thorium-230									
Pathway Total	7.30E+00	1.51E-02	7.05E-03	9.16E-03	3.82E-02	2.57E-03	1.66E-03	7.37E+00	
Fraction of Total	9.90E-01	2.05E-03	9.56E-04	1.24E-03	5.18E-03	3.48E-04	2.25E-04		

Table 5.8b Systemic toxicity from biota consumption for the adult resident (continued)

----- AREA_CODE=e MEDIA=UCRS Groundwater -----

Analyte	Ingestion							Chemical Total	% of Total
	of vegetables	Ingestion of beef	Ingestion of milk	Ingestion of chicken	Ingestion of turkey	Ingestion of pork	Ingestion of eggs		
Aluminum	6.02E-02	3.27E-04	1.86E-04					6.07E-02	3.17
Arsenic	1.58E-01	1.11E-03	1.42E-04					1.59E-01	8.29
Barium	9.02E-02	6.50E-05	6.63E-04	1.15E-05	4.79E-05		4.71E-04	9.14E-02	4.77
Chromium Fluoride	2.15E-01	7.04E-03	3.33E-05					2.23E-01	11.62
Iron	2.13E-01	1.55E-02	9.87E-05	3.04E-03	1.27E-02	1.44E-03	1.25E-03	2.47E-01	12.89
Manganese	7.44E-03	1.14E-05	2.90E-06	4.47E-06	1.86E-05	5.85E-06	2.20E-06	7.49E-03	0.39
Nickel	1.30E-01	2.08E-03	2.83E-02					1.61E-01	8.39
Silica Sulfate Tetraoxo-sulfate(1-)									
Vanadium	9.38E-01	8.49E-03	2.89E-04					9.47E-01	49.45
Zinc	8.47E-03	1.78E-03	7.57E-04	4.90E-04	2.04E-03	1.91E-04	8.61E-05	1.38E-02	0.72
Trichloroethene	5.75E-03	7.04E-08	9.47E-08					5.75E-03	0.30
Radon-222									
Pathway Total	1.83E+00	3.64E-02	3.05E-02	3.55E-03	1.48E-02	1.63E-03	1.81E-03	1.92E+00	
Fraction of Total	9.54E-01	1.90E-02	1.59E-02	1.85E-03	7.72E-03	8.53E-04	9.43E-04		

----- AREA_CODE=f MEDIA=McNairy Groundwater -----

Analyte	Ingestion							Chemical Total	% of Total
	of vegetables	Ingestion of beef	Ingestion of milk	Ingestion of chicken	Ingestion of turkey	Ingestion of pork	Ingestion of eggs		
Barium	3.54E-02	2.55E-05	2.60E-04	4.52E-06	1.88E-05		1.85E-04	3.59E-02	70.01
Tetraoxo-sulfate(1-)									
Zinc	9.42E-03	1.98E-03	8.42E-04	5.45E-04	2.27E-03	2.12E-04	9.58E-05	1.54E-02	29.99
Pathway Total	4.48E-02	2.00E-03	1.10E-03	5.50E-04	2.29E-03	2.12E-04	2.81E-04	5.13E-02	
Fraction of Total	8.74E-01	3.91E-02	2.15E-02	1.07E-02	4.47E-02	4.14E-03	5.48E-03		

----- AREA_CODE=f MEDIA=RGa Groundwater -----

Analyte	Ingestion							Chemical Total	% of Total
	of vegetables	Ingestion of beef	Ingestion of milk	Ingestion of chicken	Ingestion of turkey	Ingestion of pork	Ingestion of eggs		
Aluminum	7.60E-03	4.13E-05	2.34E-05					7.67E-03	0.15
Arsenic	1.26E-01	8.90E-04	1.14E-04					1.27E-01	2.48
Barium	5.77E-02	4.16E-05	4.24E-04	7.36E-06	3.07E-05		3.02E-04	5.85E-02	1.14
Cadmium	5.68E-01	5.99E-04	6.37E-03	4.71E-03	1.96E-02	1.61E-03	2.41E-04	6.02E-01	11.75
Chromium	3.93E-01	1.28E-02	6.07E-05					4.06E-01	7.93
Copper	1.28E-02	3.42E-04	2.43E-04	7.49E-05	3.12E-04	5.99E-05	3.07E-05	1.39E-02	0.27
Iron	6.12E-02	4.44E-03	2.84E-05	8.75E-04	3.64E-03	4.13E-04	3.58E-04	7.10E-02	1.39
Manganese	8.61E-03	1.31E-05	3.36E-06	5.17E-06	2.15E-05	6.77E-06	2.54E-06	8.66E-03	0.17
Silica Sulfate Tetraoxo-sulfate(1-)									
Vanadium	1.49E-01	1.35E-03	4.58E-05					1.50E-01	2.93
Zinc	1.47E-03	3.09E-04	1.31E-04	8.51E-05	3.54E-04	3.31E-05	1.49E-05	2.40E-03	0.05
1,1-Dichloroethene	2.60E-02	5.09E-08	6.85E-08					2.60E-02	0.51
1,2-Dichloroethene	2.69E-01	6.03E-09	8.11E-09					2.69E-01	5.24
Bis(2-ethylhexyl)phthalate	2.04E-02	1.43E-04	1.92E-04					2.07E-02	0.40
Carbon tetrachloride	1.83E-02	6.95E-07	9.34E-07					1.83E-02	0.36
Trichloroethene	3.31E+00	4.06E-05	5.46E-05					3.31E+00	64.68
cis-1,2-Dichloroethene	2.84E-02	7.64E-08	1.03E-07					2.84E-02	0.56
Plutonium-239 Radon-222 Technetium-99									
Pathway Total	5.06E+00	2.11E-02	7.69E-03	5.76E-03	2.40E-02	2.12E-03	9.49E-04	5.12E+00	

Table 5.8b Systemic toxicity from biota consumption for the adult resident (continued)

----- AREA_CODE=f MEDIA=RGA Groundwater -----
(continued)

Analyte	Ingestion of vegetables	Ingestion of beef	Ingestion of milk	Ingestion of chicken	Ingestion of turkey	Ingestion of pork	Ingestion of eggs	Chemical Total	% of Total
Fraction of Total	9.88E-01	4.11E-03	1.50E-03	1.12E-03	4.69E-03	4.14E-04	1.85E-04		

----- AREA_CODE=f MEDIA=UCRS Groundwater -----

Analyte	Ingestion of vegetables	Ingestion of beef	Ingestion of milk	Ingestion of chicken	Ingestion of turkey	Ingestion of pork	Ingestion of eggs	Chemical Total	% of Total
Aluminum	9.78E-02	5.31E-04	3.01E-04					9.86E-02	21.36
Barium	2.47E-02	1.78E-05	1.81E-04	3.15E-06	1.31E-05		1.29E-04	2.50E-02	5.42
Iron	1.93E-01	1.40E-02	8.93E-05	2.75E-03	1.15E-02	1.30E-03	1.13E-03	2.23E-01	48.39
Manganese	9.26E-03	1.41E-05	3.61E-06	5.56E-06	2.32E-05	7.28E-06	2.73E-06	9.31E-03	2.02
Silica									
Tetraoxo-sulfate(1-)									
Vanadium	9.02E-02	8.16E-04	2.78E-05					9.11E-02	19.72
Zinc	5.09E-03	1.07E-03	4.55E-04	2.94E-04	1.23E-03	1.15E-04	5.17E-05	8.30E-03	1.80
Trichloroethene	5.98E-03	7.32E-08	9.85E-08					5.98E-03	1.30
Radon-222									
Technetium-99									
Pathway Total	4.26E-01	1.64E-02	1.06E-03	3.05E-03	1.27E-02	1.42E-03	1.31E-03	4.62E-01	
Fraction of Total	9.22E-01	3.56E-02	2.29E-03	6.62E-03	2.76E-02	3.08E-03	2.84E-03		

----- AREA_CODE=g MEDIA=McNairy Groundwater -----

Analyte	Ingestion of vegetables	Ingestion of beef	Ingestion of milk	Ingestion of chicken	Ingestion of turkey	Ingestion of pork	Ingestion of eggs	Chemical Total	% of Total
Arsenic	1.21E-01	8.56E-04	1.09E-04					1.22E-01	57.91
Mercury	8.66E-02	1.72E-03	3.44E-04	2.03E-05	8.46E-05			8.87E-02	42.09
Silica									
Tetraoxo-sulfate(1-)									
Neptunium-237									
Plutonium-239									
Radium-226									
Pathway Total	2.08E-01	2.58E-03	4.53E-04	2.03E-05	8.46E-05			2.11E-01	
Fraction of Total	9.85E-01	1.22E-02	2.15E-03	9.63E-05	4.01E-04				

----- AREA_CODE=g MEDIA=RGA Groundwater -----

Analyte	Ingestion of vegetables	Ingestion of beef	Ingestion of milk	Ingestion of chicken	Ingestion of turkey	Ingestion of pork	Ingestion of eggs	Chemical Total	% of Total
Aluminum	2.13E-02	1.16E-04	6.58E-05					2.15E-02	0.00
Arsenic	1.21E-01	8.59E-04	1.10E-04					1.22E-01	0.00
Cadmium	2.34E-01	2.47E-04	2.62E-03	1.94E-03	8.09E-03	6.62E-04	9.94E-05	2.48E-01	0.00
Chromium	3.79E-01	1.24E-02	5.86E-05					3.92E-01	0.00
Iron	1.41E-01	1.02E-02	6.53E-05	2.01E-03	8.39E-03	9.52E-04	8.25E-04	1.63E-01	0.00
Lead	9.47E+03	1.37E+01	4.38E+01					9.53E+03	99.99
Manganese	7.02E-03	1.07E-05	2.74E-06	4.22E-06	1.76E-05	5.52E-06	2.07E-06	7.06E-03	0.00
Nickel	1.05E-01	1.68E-03	2.29E-02					1.30E-01	0.00
Silica									
Tetraoxo-sulfate(1-)									
Zinc	4.42E-03	9.29E-04	3.95E-04	2.56E-04	1.07E-03	9.97E-05	4.49E-05	7.21E-03	0.00
Trichloroethene	4.39E-03	5.38E-08	7.23E-08					4.39E-03	0.00
Neptunium-237									

Table 5.8b Systemic toxicity from biota consumption for the adult resident (continued)

----- AREA_CODE=g MEDIA=RGa Groundwater -----
(continued)

Analyte	Ingestion of vegetables	Ingestion of beef	Ingestion of milk	Ingestion of chicken	Ingestion of turkey	Ingestion of pork	Ingestion of eggs	Chemical Total	% of Total
Radium-226									
Radon-222									
Technetium-99									
Thorium-230									
Pathway Total	9.47E+03	1.38E+01	4.39E+01	4.21E-03	1.76E-02	1.72E-03	9.72E-04	9.53E+03	
Fraction of Total	9.94E-01	1.44E-03	4.60E-03	4.42E-07	1.84E-06	1.80E-07	1.02E-07		

----- AREA_CODE=g MEDIA=UCRS Groundwater -----

Analyte	Ingestion of vegetables	Ingestion of beef	Ingestion of milk	Ingestion of chicken	Ingestion of turkey	Ingestion of pork	Ingestion of eggs	Chemical Total	% of Total
Aluminum	1.32E-02	7.18E-05	4.07E-05					1.33E-02	1.81
Chromium	4.24E-01	1.38E-02	6.55E-05					4.38E-01	59.56
Manganese	7.07E-02	1.08E-04	2.75E-05	4.25E-05	1.77E-04	5.56E-05	2.09E-05	7.11E-02	9.68
Nitrate as Nitrogen									
Silica									
Tetraoxo-sulfate(1-)									
Vanadium	2.06E-01	1.87E-03	6.35E-05					2.08E-01	28.34
Zinc	2.70E-03	5.67E-04	2.41E-04	1.56E-04	6.51E-04	6.09E-05	2.74E-05	4.41E-03	0.60
Neptunium-237									
Plutonium-239									
Radium-226									
Radon-222									
Technetium-99									
Pathway Total	7.16E-01	1.65E-02	4.39E-04	1.99E-04	8.28E-04	1.16E-04	4.83E-05	7.35E-01	
Fraction of Total	9.75E-01	2.24E-02	5.97E-04	2.71E-04	1.13E-03	1.59E-04	6.58E-05		

----- AREA_CODE=h MEDIA=McNairy Groundwater -----

Analyte	Ingestion of vegetables	Ingestion of beef	Ingestion of milk	Ingestion of chicken	Ingestion of turkey	Ingestion of pork	Ingestion of eggs	Chemical Total	% of Total
Fluoride									
Silica									
Tetraoxo-sulfate(1-)									
Radium-226									
Radon-222									
Thorium-230									
Pathway Total									
Fraction of Total									

----- AREA_CODE=h MEDIA=Other Groundwater -----

Analyte	Ingestion of vegetables	Ingestion of beef	Ingestion of milk	Ingestion of chicken	Ingestion of turkey	Ingestion of pork	Ingestion of eggs	Chemical Total	% of Total
Antimony	1.58E+00	2.23E-04	5.93E-04					1.58E+00	75.92
Barium	1.14E-02	8.22E-06	8.40E-05	1.46E-06	6.07E-06		5.97E-05	1.16E-02	0.56
Chromium	1.31E-01	4.27E-03	2.02E-05					1.35E-01	6.49
Fluoride									
Iron	2.07E-02	1.50E-03	9.57E-06	2.95E-04	1.23E-03	1.39E-04	1.21E-04	2.40E-02	1.15
Manganese	3.75E-03	5.73E-06	1.46E-06	2.26E-06	9.40E-06	2.95E-06	1.11E-06	3.78E-03	0.18
Mercury	2.48E-02	4.92E-04	9.85E-05	5.81E-06	2.42E-05			2.54E-02	1.22

Table 5.8b Systemic toxicity from biota consumption for the adult resident (continued)

----- AREA_CODE=h MEDIA=Other Groundwater -----
(continued)

Analyte	Ingestion of vegetables	Ingestion of beef	Ingestion of milk	Ingestion of chicken	Ingestion of turkey	Ingestion of pork	Ingestion of eggs	Chemical Total	% of Total
Nickel	4.66E-02	7.43E-04	1.01E-02					5.74E-02	2.76
Nitrate as Nitrogen									
Silica									
Tetraoxo-sulfate(1-)									
Thallium									
Vanadium	2.39E-01	2.16E-03	7.35E-05					2.41E-01	11.59
Zinc	1.58E-03	3.32E-04	1.41E-04	9.15E-05	3.81E-04	3.56E-05	1.61E-05	2.58E-03	0.12
Neptunium-237									
Radium-226									
Radon-222									
Thorium-230									
Pathway Total	2.06E+00	9.73E-03	1.11E-02	3.96E-04	1.65E-03	1.78E-04	1.98E-04	2.08E+00	
Fraction of Total	9.89E-01	4.68E-03	5.36E-03	1.91E-04	7.94E-04	8.57E-05	9.51E-05		

----- AREA_CODE=h MEDIA=RGA Groundwater -----

Analyte	Ingestion of vegetables	Ingestion of beef	Ingestion of milk	Ingestion of chicken	Ingestion of turkey	Ingestion of pork	Ingestion of eggs	Chemical Total	% of Total
Aluminum	3.28E-02	1.78E-04	1.01E-04					3.30E-02	2.29
Arsenic	1.35E-01	9.53E-04	1.22E-04					1.36E-01	9.44
Barium	1.89E-02	1.36E-05	1.39E-04	2.41E-06	1.00E-05		9.87E-05	1.91E-02	1.33
Chromium	6.57E-01	2.15E-02	1.02E-04					6.78E-01	47.10
Iron	3.45E-01	2.50E-02	1.60E-04	4.92E-03	2.05E-02	2.33E-03	2.02E-03	4.00E-01	27.74
Manganese	5.51E-03	8.41E-06	2.15E-06	3.31E-06	1.38E-05	4.33E-06	1.63E-06	5.54E-03	0.38
Nitrate as Nitrogen									
Tetraoxo-sulfate(1-)									
Uranium	1.45E-02	1.58E-05	8.96E-05	2.07E-04	8.63E-04	2.33E-04	8.48E-05	1.60E-02	1.11
Vanadium	1.37E-01	1.24E-03	4.22E-05					1.38E-01	9.60
Trichloroethene	5.24E-03	6.41E-08	8.63E-08					5.24E-03	0.36
cis-1,2-Dichloroethene	9.10E-03	2.45E-08	3.29E-08					9.10E-03	0.63
Radon-222									
Technetium-99									
Pathway Total	1.36E+00	4.89E-02	7.57E-04	5.13E-03	2.14E-02	2.56E-03	2.20E-03	1.44E+00	
Fraction of Total	9.44E-01	3.39E-02	5.26E-04	3.57E-03	1.49E-02	1.78E-03	1.53E-03		

----- AREA_CODE=h MEDIA=UCRS Groundwater -----

Analyte	Ingestion of vegetables	Ingestion of beef	Ingestion of milk	Ingestion of chicken	Ingestion of turkey	Ingestion of pork	Ingestion of eggs	Chemical Total	% of Total
Aluminum	2.33E-02	1.26E-04	7.17E-05					2.35E-02	4.35
Barium	1.20E-02	8.65E-06	8.84E-05	1.53E-06	6.38E-06		6.28E-05	1.22E-02	2.26
Iron	7.11E-02	5.16E-03	3.29E-05	1.02E-03	4.23E-03	4.80E-04	4.16E-04	8.24E-02	15.30
Manganese	5.42E-03	8.27E-06	2.11E-06	3.26E-06	1.36E-05	4.26E-06	1.60E-06	5.45E-03	1.01
Nickel	2.68E-01	4.28E-03	5.83E-02					3.31E-01	61.43
Nitrate as Nitrogen									
Silica									
Tetraoxo-sulfate(1-)									
Vanadium	8.11E-02	7.34E-04	2.50E-05					8.19E-02	15.20
Zinc	1.47E-03	3.08E-04	1.31E-04	8.49E-05	3.54E-04	3.31E-05	1.49E-05	2.39E-03	0.44
Radon-222									
Pathway Total	4.63E-01	1.06E-02	5.87E-02	1.11E-03	4.61E-03	5.17E-04	4.95E-04	5.39E-01	
Fraction of Total	8.59E-01	1.97E-02	1.09E-01	2.05E-03	8.55E-03	9.60E-04	9.20E-04		

Table 5.8b Systemic toxicity from biota consumption for the adult resident (continued)

----- AREA_CODE=i MEDIA=McNairy Groundwater -----

Analyte	Ingestion of vegetables	Ingestion of beef	Ingestion of milk	Ingestion of chicken	Ingestion of turkey	Ingestion of pork	Ingestion of eggs	Chemical % of	
								Total	Total
Manganese	8.72E-02	1.33E-04	3.40E-05	5.24E-05	2.18E-04	6.85E-05	2.57E-05	8.77E-02	18.64
Silica									
Tetraoxo-sulfate(1-)									
Vanadium	3.79E-01	3.43E-03	1.17E-04					3.83E-01	81.36
Pathway Total	4.66E-01	3.56E-03	1.51E-04	5.24E-05	2.18E-04	6.85E-05	2.57E-05	4.70E-01	
Fraction of Total	9.91E-01	7.58E-03	3.20E-04	1.11E-04	4.64E-04	1.46E-04	5.47E-05		

----- AREA_CODE=i MEDIA=RGa Groundwater -----

Analyte	Ingestion of vegetables	Ingestion of beef	Ingestion of milk	Ingestion of chicken	Ingestion of turkey	Ingestion of pork	Ingestion of eggs	Chemical % of	
								Total	Total
Aluminum	1.58E-02	8.60E-05	4.88E-05					1.60E-02	0.20
Antimony	3.03E+00	4.28E-04	1.14E-03					3.03E+00	37.07
Arsenic	1.31E-01	9.25E-04	1.18E-04					1.32E-01	1.61
Barium	2.06E-02	1.48E-05	1.52E-04	2.63E-06	1.10E-05		1.08E-04	2.09E-02	0.26
Beryllium	5.66E-02	2.04E-04	7.82E-07					5.68E-02	0.70
Bicarbonate									
Boron	1.56E-01	1.21E-04	9.63E-04					1.57E-01	1.93
Cadmium	7.68E-02	8.09E-05	8.61E-04	6.37E-04	2.65E-03	2.17E-04	3.26E-05	8.13E-02	1.00
Cerium									
Chromium	1.24E+00	4.05E-02	1.92E-04					1.28E+00	15.68
Cobalt	7.19E-03	2.45E-06	7.31E-06	1.93E-04	8.05E-04	3.51E-06	3.96E-06	8.21E-03	0.10
Copper	1.29E-02	3.46E-04	2.46E-04	7.58E-05	3.16E-04	6.06E-05	3.10E-05	1.40E-02	0.17
Fluoride									
Gallium									
Iron	1.39E-01	1.01E-02	6.46E-05	1.99E-03	8.30E-03	9.41E-04	8.16E-04	1.62E-01	1.98
Lithium	2.88E-02	1.03E-03	8.75E-03					3.85E-02	0.47
Manganese	1.63E-02	2.49E-05	6.36E-06	9.81E-06	4.09E-05	1.28E-05	4.82E-06	1.64E-02	0.20
Mercury	1.14E-02	2.26E-04	4.52E-05	2.67E-06	1.11E-05			1.17E-02	0.14
Nickel	6.05E-02	9.65E-04	1.31E-02					7.46E-02	0.91
Selenium	9.08E-03	2.58E-03	1.10E-03	9.16E-04	3.82E-03	5.92E-04	3.75E-04	1.85E-02	0.23
Silica									
Silver	5.94E-02	6.47E-04	4.59E-05	1.70E-03	7.07E-03	3.09E-04		6.92E-02	0.85
Sulfate									
Tetraoxo-sulfate(1-)									
Thorium									
Titanium									
Uranium	5.41E-03	5.88E-06	3.34E-05	7.72E-05	3.22E-04	8.70E-05	3.16E-05	5.97E-03	0.07
Vanadium	1.45E-01	1.31E-03	4.46E-05					1.46E-01	1.79
Zinc	4.60E-03	9.66E-04	4.11E-04	2.66E-04	1.11E-03	1.04E-04	4.67E-05	7.50E-03	0.09
Zirconium									
1,2-Dichlorobenzene	1.10E-05	2.04E-09	2.75E-09					1.10E-05	0.00
1,2-Dichloroethene	2.61E-02	5.86E-10	7.88E-10					2.61E-02	0.32
1,3,5-Trimethylbenzene	6.23E-05	5.13E-08	6.90E-08					6.24E-05	0.00
1,4-Dichlorobenzene									
4-Bromofluorobenzene									
4-Methyl-2-pentanone	7.46E-03	2.03E-09	2.73E-09					7.46E-03	0.09
Acetone	3.47E-02	5.99E-11	8.05E-11					3.47E-02	0.43
Acrylonitrile	2.30E+00	2.28E-08	3.07E-08					2.30E+00	28.12
Benzene									
Bis(2-ethylhexyl)phthalate	3.87E-03	2.71E-05	3.64E-05					3.94E-03	0.05
Bromomethane	5.34E-02	1.45E-08	1.96E-08					5.34E-02	0.65
Carbazole									
Chloroform	6.99E-03	2.57E-08	3.45E-08					6.99E-03	0.09
Chloromethane									
Chrysene									
Di-n-butyl phthalate	8.19E-04	5.73E-06	7.71E-06					8.32E-04	0.01
Dimethylbenzene	2.67E-05	3.84E-09	5.17E-09					2.67E-05	0.00

Table 5.8b Systemic toxicity from biota consumption for the adult resident (continued)

----- AREA_CODE=i MEDIA=RGA Groundwater -----
(continued)

Analyte	Ingestion of vegetables	Ingestion of beef	Ingestion of milk	Ingestion of chicken	Ingestion of turkey	Ingestion of pork	Ingestion of eggs	Chemical Total	% of Total
Ethanol									
Ethylbenzene	1.89E-04	1.62E-08	2.17E-08					1.89E-04	0.00
Methylene chloride	3.98E-03	1.52E-09	2.04E-09					3.98E-03	0.05
PCB-1254	3.01E-01	2.72E-02	3.65E-02					3.65E-01	4.47
Polychlorinated biphenyl									
Tetrachloroethene	4.70E-03	1.02E-07	1.38E-07					4.70E-03	0.06
Trichloroethene	1.79E-02	2.20E-07	2.95E-07					1.79E-02	0.22
Vinyl chloride									
m,p-Xylene	4.86E-07	7.00E-11	9.41E-11					4.86E-07	0.00
trans-1,3-Dichloropropene									
Americium-241									
Cesium-137									
Cobalt-60									
Radium-226									
Radon-222									
Technetium-99									
Pathway Total	7.98E+00	8.78E-02	6.39E-02	5.87E-03	2.45E-02	2.33E-03	1.45E-03	8.17E+00	
Fraction of Total	9.77E-01	1.08E-02	7.83E-03	7.19E-04	2.99E-03	2.85E-04	1.78E-04		

----- AREA_CODE=i MEDIA=UCRS Groundwater -----

Analyte	Ingestion of vegetables	Ingestion of beef	Ingestion of milk	Ingestion of chicken	Ingestion of turkey	Ingestion of pork	Ingestion of eggs	Chemical Total	% of Total
Aluminum	7.21E-02	3.92E-04	2.22E-04					7.27E-02	0.00
Antimony	5.28E-01	7.46E-05	1.99E-04					5.28E-01	0.01
Arsenic	3.21E-01	2.27E-03	2.90E-04					3.24E-01	0.00
Barium	5.98E-02	4.31E-05	4.40E-04	7.63E-06	3.18E-05		3.13E-04	6.06E-02	0.00
Cadmium	1.29E-01	1.36E-04	1.44E-03	1.07E-03	4.45E-03	3.64E-04	5.47E-05	1.36E-01	0.00
Chromium	1.35E-01	4.40E-03	2.08E-05					1.39E-01	0.00
Cobalt	6.39E-03	2.18E-06	6.50E-06	1.72E-04	7.16E-04	3.12E-06	3.52E-06	7.30E-03	0.00
Copper	1.22E-01	3.26E-03	2.32E-03	7.14E-04	2.97E-03	5.71E-04	2.92E-04	1.32E-01	0.00
Fluoride									
Iron	2.61E-01	1.89E-02	1.21E-04	3.73E-03	1.55E-02	1.76E-03	1.53E-03	3.02E-01	0.00
Lead	8.13E+03	1.18E+01	3.76E+01					8.18E+03	99.97
Manganese	1.59E-01	2.43E-04	6.21E-05	9.57E-05	3.99E-04	1.25E-04	4.70E-05	1.60E-01	0.00
Mercury	1.04E-02	2.07E-04	4.14E-05	2.44E-06	1.02E-05			1.07E-02	0.00
Nickel	4.30E-02	6.87E-04	9.35E-03					5.31E-02	0.00
Silica									
Silver	5.31E-02	5.79E-04	4.11E-05	1.52E-03	6.33E-03	2.76E-04		6.19E-02	0.00
Sulfate									
Tetraoxo-sulfate(1-)									
Thallium									
Uranium	5.32E-02	5.79E-05	3.29E-04	7.60E-04	3.17E-03	8.56E-04	3.11E-04	5.87E-02	0.00
Vanadium	6.14E-01	5.56E-03	1.89E-04					6.20E-01	0.01
Zinc	2.36E-02	4.96E-03	2.11E-03	1.37E-03	5.69E-03	5.32E-04	2.40E-04	3.85E-02	0.00
Benzene									
Bromodichloromethane	4.09E-03	2.04E-08	2.75E-08					4.09E-03	0.00
Chloroform	9.97E-03	3.66E-08	4.93E-08					9.97E-03	0.00
Dibromochloromethane	3.01E-03	2.04E-08	2.74E-08					3.01E-03	0.00
Ethanol									
Methylene chloride	4.82E-03	1.84E-09	2.48E-09					4.82E-03	0.00
Trichloroethene	1.50E-02	1.83E-07	2.47E-07					1.50E-02	0.00
Cesium-137									
Cobalt-60									
Radium-226									
Radon-222									
Technetium-99									

Table 5.8b Systemic toxicity from biota consumption for the adult resident (continued)

----- AREA_CODE=i MEDIA=UCRS Groundwater -----
(continued)

Analyte	Ingestion of vegetables	Ingestion of beef	Ingestion of milk	Ingestion of chicken	Ingestion of turkey	Ingestion of pork	Ingestion of eggs	Chemical Total	% of Total
Pathway Total	8.13E+03	1.18E+01	3.76E+01	9.43E-03	3.93E-02	4.49E-03	2.79E-03	8.18E+03	
Fraction of Total	9.94E-01	1.45E-03	4.60E-03	1.15E-06	4.80E-06	5.49E-07	3.41E-07		

----- AREA_CODE=j MEDIA=McNairy Groundwater -----

Analyte	Ingestion of vegetables	Ingestion of beef	Ingestion of milk	Ingestion of chicken	Ingestion of turkey	Ingestion of pork	Ingestion of eggs	Chemical Total	% of Total
Aluminum	2.89E-02	1.57E-04	8.92E-05					2.92E-02	0.51
Arsenic	4.14E+00	2.92E-02	3.73E-03					4.17E+00	72.53
Manganese	3.63E-01	5.54E-04	1.41E-04	2.18E-04	9.09E-04	2.85E-04	1.07E-04	3.65E-01	6.35
Molybdenum	1.09E+00	3.24E-03	2.34E-02	1.27E-02	5.31E-02		4.70E-03	1.19E+00	20.61
Sulfate									
Pathway Total	5.62E+00	3.32E-02	2.74E-02	1.30E-02	5.40E-02	2.85E-04	4.80E-03	5.75E+00	
Fraction of Total	9.77E-01	5.77E-03	4.76E-03	2.25E-03	9.39E-03	4.96E-05	8.36E-04		

----- AREA_CODE=j MEDIA=RGa Groundwater -----

Analyte	Ingestion of vegetables	Ingestion of beef	Ingestion of milk	Ingestion of chicken	Ingestion of turkey	Ingestion of pork	Ingestion of eggs	Chemical Total	% of Total
Aluminum	4.82E-02	2.62E-04	1.49E-04					4.86E-02	3.33
Arsenic	2.08E-01	1.47E-03	1.88E-04					2.09E-01	14.36
Iron	2.19E-01	1.59E-02	1.02E-04	3.13E-03	1.31E-02	1.48E-03	1.28E-03	2.54E-01	17.43
Manganese	2.83E-01	4.32E-04	1.10E-04	1.70E-04	7.09E-04	2.23E-04	8.36E-05	2.85E-01	19.53
Molybdenum	4.28E-01	1.27E-03	9.21E-03	5.01E-03	2.09E-02		1.85E-03	4.66E-01	31.96
Silica									
Sulfate									
Thallium									
Vanadium	1.93E-01	1.75E-03	5.95E-05					1.95E-01	13.38
Pathway Total	1.38E+00	2.11E-02	9.82E-03	8.31E-03	3.46E-02	1.70E-03	3.22E-03	1.46E+00	
Fraction of Total	9.46E-01	1.45E-02	6.73E-03	5.70E-03	2.37E-02	1.17E-03	2.20E-03		

----- AREA_CODE=k MEDIA=Other Groundwater -----

Analyte	Ingestion of vegetables	Ingestion of beef	Ingestion of milk	Ingestion of chicken	Ingestion of turkey	Ingestion of pork	Ingestion of eggs	Chemical Total	% of Total
Aluminum	1.18E-01	6.42E-04	3.64E-04					1.19E-01	0.00
Ammonia as Nitrogen									
Antimony	1.90E+00	2.69E-04	7.15E-04					1.90E+00	0.01
Arsenic	1.31E-01	9.26E-04	1.18E-04					1.32E-01	0.00
Barium	1.96E-02	1.41E-05	1.44E-04	2.50E-06	1.04E-05		1.03E-04	1.99E-02	0.00
Beryllium	4.24E-02	1.53E-04	5.86E-07					4.26E-02	0.00
Cadmium	3.12E-01	3.29E-04	3.50E-03	2.59E-03	1.08E-02	8.82E-04	1.33E-04	3.30E-01	0.00
Chromium	1.27E-01	4.16E-03	1.97E-05					1.31E-01	0.00
Cobalt	1.32E-02	4.52E-06	1.35E-05	3.56E-04	1.48E-03	6.46E-06	7.29E-06	1.51E-02	0.00
Fluoride									
Iron	7.64E+00	5.55E-01	3.54E-03	1.09E-01	4.55E-01	5.16E-02	4.47E-02	8.86E+00	0.04
Kjeldahl Nitrogen									
Lead	2.17E+04	3.15E+01	1.01E+02					2.19E+04	99.93
Manganese	1.41E+00	2.16E-03	5.51E-04	8.50E-04	3.54E-03	1.11E-03	4.18E-04	1.42E+00	0.01
Mercury	9.32E-03	1.85E-04	3.70E-05	2.19E-06	9.11E-06			9.55E-03	0.00
Nickel	7.80E-02	1.24E-03	1.70E-02					9.62E-02	0.00

Table 5.8b Systemic toxicity from biota consumption for the adult resident (continued)

----- AREA_CODE=k MEDIA=Other Groundwater -----
(continued)

Analyte	Ingestion of vegetables	Ingestion of beef	Ingestion of milk	Ingestion of chicken	Ingestion of turkey	Ingestion of pork	Ingestion of eggs	Chemical Total	% of Total
Nitrate as Nitrogen									
Silica									
Strontium	2.23E-02	4.14E-04	6.17E-04	1.63E-05	6.79E-05	1.48E-04	1.67E-05	2.36E-02	0.00
Sulfate									
Sulfide									
Tetraoxo-sulfate(1-)									
Tin	2.25E-04	4.46E-06	1.90E-06					2.31E-04	0.00
Uranium	1.57E-02	1.71E-05	9.68E-05	2.24E-04	9.33E-04	2.52E-04	9.17E-05	1.73E-02	0.00
Vanadium	2.78E-01	2.51E-03	8.55E-05					2.80E-01	0.00
Zinc	7.94E-03	1.67E-03	7.10E-04	4.60E-04	1.92E-03	1.79E-04	8.07E-05	1.30E-02	0.00
1,1-Dichloroethane	6.95E-03	1.36E-08	1.83E-08					6.95E-03	0.00
1,1-Dichloroethene	1.23E-01	2.40E-07	3.23E-07					1.23E-01	0.00
1,2-Dichloroethene	1.83E+00	4.11E-08	5.53E-08					1.83E+00	0.01
Acetone	2.14E-01	3.70E-10	4.97E-10					2.14E-01	0.00
Di-n-butyl phthalate	8.11E-04	5.68E-06	7.64E-06					8.25E-04	0.00
Methylene chloride	4.97E-03	1.90E-09	2.55E-09					4.97E-03	0.00
Naphthalene	1.20E-02	1.73E-06	2.33E-06					1.20E-02	0.00
Phenanthrene									
Trichloroethene	1.43E-01	1.75E-06	2.35E-06					1.43E-01	0.00
Vinyl chloride									
cis-1,2-Dichloroethene	3.61E-01	9.71E-07	1.31E-06					3.61E-01	0.00
Neptunium-237									
Radium-226									
Radon-222									
Technetium-99									
Thorium-228									
Uranium-234									
Uranium-235									
Uranium-238									
Pathway Total	2.17E+04	3.21E+01	1.01E+02	1.14E-01	4.74E-01	5.42E-02	4.56E-02	2.19E+04	
Fraction of Total	9.94E-01	1.47E-03	4.60E-03	5.20E-06	2.17E-05	2.48E-06	2.08E-06		

----- AREA_CODE=l MEDIA=McNairy Groundwater -----

Analyte	Ingestion of vegetables	Ingestion of beef	Ingestion of milk	Ingestion of chicken	Ingestion of turkey	Ingestion of pork	Ingestion of eggs	Chemical Total	% of Total
Aluminum	5.44E-03	2.96E-05	1.68E-05					5.49E-03	0.10
Antimony	3.40E+00	4.81E-04	1.28E-03					3.40E+00	63.36
Nitrate as Nitrogen									
Silica									
Tetraoxo-sulfate(1-)									
Thallium									
Zinc	9.99E-03	2.10E-03	8.93E-04	5.78E-04	2.41E-03	2.25E-04	1.02E-04	1.63E-02	0.30
Trichloroethene	1.95E+00	2.38E-05	3.21E-05					1.95E+00	36.24
Technetium-99									
Pathway Total	5.36E+00	2.63E-03	2.22E-03	5.78E-04	2.41E-03	2.25E-04	1.02E-04	5.37E+00	
Fraction of Total	9.98E-01	4.90E-04	4.14E-04	1.08E-04	4.48E-04	4.19E-05	1.89E-05		

----- AREA_CODE=l MEDIA=Other Groundwater -----

Analyte	Ingestion of vegetables	Ingestion of beef	Ingestion of milk	Ingestion of chicken	Ingestion of turkey	Ingestion of pork	Ingestion of eggs	Chemical Total	% of Total
Methylene chloride	5.60E-03	2.14E-09	2.87E-09					5.60E-03	100.0
Pathway Total	5.60E-03	2.14E-09	2.87E-09					5.60E-03	

Table 5.8b Systemic toxicity from biota consumption for the adult resident (continued)

----- AREA_CODE=1 MEDIA=Other Groundwater -----
 (continued)

Analyte	Ingestion of vegetables	Ingestion of beef	Ingestion of milk	Ingestion of chicken	Ingestion of turkey	Ingestion of pork	Ingestion of eggs	Chemical Total	% of Total
Fraction of Total	1.00E+00	3.82E-07	5.13E-07						

----- AREA_CODE=1 MEDIA=RGA Groundwater -----

Analyte	Ingestion of vegetables	Ingestion of beef	Ingestion of milk	Ingestion of chicken	Ingestion of turkey	Ingestion of pork	Ingestion of eggs	Chemical Total	% of Total
Aluminum	2.27E-02	1.23E-04	7.01E-05					2.29E-02	0.00
Arsenic	1.58E-01	1.11E-03	1.42E-04					1.59E-01	0.00
Barium	4.77E-02	3.44E-05	3.51E-04	6.09E-06	2.54E-05		2.50E-04	4.84E-02	0.00
Beryllium	4.22E-02	1.52E-04	5.83E-07					4.23E-02	0.00
Cadmium	1.84E-01	1.93E-04	2.06E-03	1.52E-03	6.34E-03	5.19E-04	7.80E-05	1.94E-01	0.00
Chromium	2.68E-01	8.75E-03	4.14E-05					2.76E-01	0.00
Cobalt	6.47E-03	2.21E-06	6.58E-06	1.74E-04	7.24E-04	3.16E-06	3.56E-06	7.38E-03	0.00
Fluoride									
Iron	2.49E-01	1.81E-02	1.16E-04	3.56E-03	1.48E-02	1.68E-03	1.46E-03	2.89E-01	0.00
Lead	7.01E+03	1.02E+01	3.25E+01					7.06E+03	98.77
Manganese	4.76E-02	7.26E-05	1.85E-05	2.86E-05	1.19E-04	3.74E-05	1.41E-05	4.79E-02	0.00
Mercury	2.59E-02	5.14E-04	1.03E-04	6.07E-06	2.53E-05			2.65E-02	0.00
Molybdenum	9.99E-02	2.97E-04	2.15E-03	1.17E-03	4.87E-03		4.31E-04	1.09E-01	0.00
Nitrate as Nitrogen									
Selenium	1.36E-02	3.88E-03	1.65E-03	1.38E-03	5.73E-03	8.89E-04	5.64E-04	2.77E-02	0.00
Silica									
Sulfate									
Tetraoxo-sulfate(1-)									
Thallium									
Tin	9.95E-03	1.98E-04	8.41E-05					1.02E-02	0.00
Uranium	2.21E-02	2.41E-05	1.37E-04	3.16E-04	1.32E-03	3.56E-04	1.29E-04	2.44E-02	0.00
Vanadium	9.04E-02	8.18E-04	2.78E-05					9.13E-02	0.00
Zinc	2.24E-03	4.70E-04	2.00E-04	1.30E-04	5.40E-04	5.05E-05	2.27E-05	3.65E-03	0.00
1,1,2-Trichloroethane	1.75E-02	6.42E-08	8.64E-08					1.75E-02	0.00
1,1-Dichloroethene	2.99E-01	5.85E-07	7.87E-07					2.99E-01	0.00
1,2-Dichloroethane									
Acetone	6.99E-02	1.20E-10	1.62E-10					6.99E-02	0.00
Bis(2-ethylhexyl)phthalate	1.46E-03	1.02E-05	1.37E-05					1.48E-03	0.00
Butyl benzyl phthalate	7.29E-05	5.10E-07	6.86E-07					7.41E-05	0.00
Carbon tetrachloride	4.87E+00	1.85E-04	2.49E-04					4.87E+00	0.07
Chlorobenzene	2.13E-03	8.10E-08	1.09E-07					2.13E-03	0.00
Chloroform	4.89E-02	1.80E-07	2.42E-07					4.89E-02	0.00
Di-n-butyl phthalate	1.92E-03	1.35E-05	1.81E-05					1.96E-03	0.00
Dimethylbenzene	6.74E-03	9.70E-07	1.30E-06					6.74E-03	0.00
Ethane									
Ethylbenzene	8.06E-02	6.88E-06	9.25E-06					8.06E-02	0.00
Ethylene									
Methylene chloride	1.40E-02	5.33E-09	7.17E-09					1.40E-02	0.00
Tetrachloroethene	7.51E-01	1.64E-05	2.20E-05					7.51E-01	0.01
Trichloroethene	6.12E+01	7.50E-04	1.01E-03					6.12E+01	0.86
Vinyl chloride									
cis-1,2-Dichloroethene	8.64E+00	2.32E-05	3.12E-05					8.64E+00	0.12
trans-1,2-Dichloroethene	1.04E+01	2.33E-07	3.13E-07					1.04E+01	0.14
Americium-241									
Cesium-137									
Cobalt-60									
Neptunium-237									
Plutonium-239									
Radium-226									
Radon-222									
Technetium-99									

Table 5.8b Systemic toxicity from biota consumption for the adult resident (continued)

----- AREA_CODE=1 MEDIA=RGa Groundwater -----
(continued)

Analyte	Ingestion of vegetables	Ingestion of beef	Ingestion of milk	Ingestion of chicken	Ingestion of turkey	Ingestion of pork	Ingestion of eggs	Chemical Total	% of Total
Thorium-230									
Uranium-234									
Uranium-235									
Uranium-235/236									
Uranium-238									
Pathway Total	7.10E+03	1.02E+01	3.25E+01	8.29E-03	3.45E-02	3.54E-03	2.95E-03	7.14E+03	
Fraction of Total	9.94E-01	1.43E-03	4.55E-03	1.16E-06	4.83E-06	4.95E-07	4.13E-07		

----- AREA_CODE=1 MEDIA=UCRS Groundwater -----

Analyte	Ingestion of vegetables	Ingestion of beef	Ingestion of milk	Ingestion of chicken	Ingestion of turkey	Ingestion of pork	Ingestion of eggs	Chemical Total	% of Total
Aluminum	3.74E-02	2.03E-04	1.15E-04					3.77E-02	0.00
Ammonia as Nitrogen									
Antimony	1.01E+00	1.43E-04	3.81E-04					1.01E+00	0.01
Arsenic	6.89E-01	4.87E-03	6.22E-04					6.95E-01	0.01
Barium	6.00E-02	4.33E-05	4.42E-04	7.66E-06	3.19E-05		3.14E-04	6.09E-02	0.00
Beryllium	1.21E-02	4.37E-05	1.67E-07					1.21E-02	0.00
Cadmium	1.54E-01	1.62E-04	1.72E-03	1.27E-03	5.31E-03	4.34E-04	6.53E-05	1.63E-01	0.00
Chromium	1.62E-01	5.30E-03	2.51E-05					1.68E-01	0.00
Cobalt	6.07E-03	2.07E-06	6.17E-06	1.63E-04	6.80E-04	2.97E-06	3.34E-06	6.93E-03	0.00
Fluoride									
Iron	2.25E-01	1.63E-02	1.04E-04	3.21E-03	1.34E-02	1.52E-03	1.32E-03	2.61E-01	0.00
Kjeldahl Nitrogen									
Lead	6.60E+03	9.57E+00	3.05E+01					6.64E+03	97.45
Manganese	6.30E-02	9.62E-05	2.46E-05	3.79E-05	1.58E-04	4.96E-05	1.86E-05	6.34E-02	0.00
Mercury	2.59E-02	5.14E-04	1.03E-04	6.07E-06	2.53E-05			2.65E-02	0.00
Molybdenum	3.45E-02	1.03E-04	7.43E-04	4.04E-04	1.68E-03		1.49E-04	3.76E-02	0.00
Nickel	1.08E-01	1.73E-03	2.36E-02					1.34E-01	0.00
Nitrate as Nitrogen									
Nitrate/Nitrite									
Orthophosphate									
Selenium	9.39E-03	2.67E-03	1.14E-03	9.47E-04	3.95E-03	6.12E-04	3.88E-04	1.91E-02	0.00
Silica									
Strontium	4.76E-02	8.82E-04	1.31E-03	3.47E-05	1.45E-04	3.16E-04	3.56E-05	5.03E-02	0.00
Sulfate									
Sulfide									
Tetraoxo-sulfate(1-)									
Thallium									
Tin	1.12E-03	2.23E-05	9.47E-06					1.15E-03	0.00
Uranium	5.54E-02	6.02E-05	3.42E-04	7.90E-04	3.29E-03	8.91E-04	3.24E-04	6.11E-02	0.00
Vanadium	1.57E-01	1.42E-03	4.84E-05					1.59E-01	0.00
Zinc	1.47E-03	3.10E-04	1.32E-04	8.53E-05	3.56E-04	3.32E-05	1.50E-05	2.41E-03	0.00
1,1-Dichloroethene	9.18E-01	1.80E-06	2.42E-06					9.18E-01	0.01
1,2-Dichloroethane									
1,2-Dichloroethene	7.24E-02	1.63E-09	2.19E-09					7.24E-02	0.00
2,4-Dimethylphenol	6.18E-03	5.64E-08	7.58E-08					6.18E-03	0.00
Benzene									
Bis(2-ethylhexyl)phthalate	7.29E-04	5.10E-06	6.86E-06					7.41E-04	0.00
Chloroethane	1.24E-01	6.61E-08	8.89E-08					1.24E-01	0.00
Chloroform	5.94E-02	2.18E-07	2.94E-07					5.94E-02	0.00
Di-n-butyl phthalate	1.43E-04	1.00E-06	1.34E-06					1.45E-04	0.00
Dimethylbenzene	7.58E-03	1.09E-06	1.47E-06					7.58E-03	0.00
Ethane									
Ethylbenzene	9.10E-02	7.77E-06	1.04E-05					9.10E-02	0.00
Ethylene									
Fluorene	1.48E-03	3.18E-06	4.28E-06					1.49E-03	0.00

Table 5.8b Systemic toxicity from biota consumption for the adult resident (continued)

----- AREA_CODE=1 MEDIA=UCRS Groundwater -----
(continued)

Analyte	Ingestion of vegetables	Ingestion of beef	Ingestion of milk	Ingestion of chicken	Ingestion of turkey	Ingestion of pork	Ingestion of eggs	Chemical Total	% of Total
Isophorone	1.14E-03	1.62E-09	2.18E-09					1.14E-03	0.00
Methylene chloride	1.14E-02	4.35E-09	5.86E-09					1.14E-02	0.00
Naphthalene	1.26E-02	1.81E-06	2.43E-06					1.26E-02	0.00
Phenanthrene									
Trichloroethene	1.46E+02	1.79E-03	2.41E-03					1.47E+02	2.15
Vinyl chloride									
cis-1,2-Dichloroethene	1.86E+01	5.00E-05	6.72E-05					1.86E+01	0.27
trans-1,2-Dichloroethene	4.32E+00	9.70E-08	1.30E-07					4.32E+00	0.06
Americium-241									
Cobalt-60									
Neptunium-237									
Plutonium-239									
Radium-226									
Radon-222									
Technetium-99									
Thorium-228									
Uranium-234									
Uranium-235									
Uranium-235/236									
Uranium-238									
Pathway Total	6.77E+03	9.60E+00	3.06E+01	6.96E-03	2.90E-02	3.86E-03	2.63E-03	6.81E+03	
Fraction of Total	9.94E-01	1.41E-03	4.49E-03	1.02E-06	4.26E-06	5.66E-07	3.86E-07		

----- AREA_CODE=m MEDIA=McNairy Groundwater -----

Analyte	Ingestion of vegetables	Ingestion of beef	Ingestion of milk	Ingestion of chicken	Ingestion of turkey	Ingestion of pork	Ingestion of eggs	Chemical Total	% of Total
Aluminum	9.31E-03	5.06E-05	2.87E-05					9.39E-03	0.28
Arsenic	2.73E-01	1.93E-03	2.47E-04					2.75E-01	8.08
Barium	4.05E-02	2.92E-05	2.98E-04	5.17E-06	2.15E-05		2.12E-04	4.10E-02	1.20
Beryllium	4.85E-02	1.75E-04	6.70E-07					4.86E-02	1.43
Cadmium	3.61E-01	3.80E-04	4.04E-03	2.99E-03	1.25E-02	1.02E-03	1.53E-04	3.82E-01	11.20
Chromium	3.90E-01	1.27E-02	6.02E-05					4.02E-01	11.80
Cobalt	7.56E-03	2.58E-06	7.68E-06	2.03E-04	8.46E-04	3.69E-06	4.16E-06	8.62E-03	0.25
Fluoride									
Iron	1.42E+00	1.03E-01	6.58E-04	2.03E-02	8.46E-02	9.59E-03	8.32E-03	1.65E+00	48.33
Manganese	5.77E-02	8.80E-05	2.25E-05	3.46E-05	1.44E-04	4.53E-05	1.70E-05	5.80E-02	1.70
Mercury	2.96E-02	5.88E-04	1.18E-04	6.94E-06	2.89E-05			3.03E-02	0.89
Molybdenum	1.25E-01	3.71E-04	2.69E-03	1.46E-03	6.09E-03		5.39E-04	1.36E-01	3.99
Nickel	3.38E-02	5.39E-04	7.34E-03					4.17E-02	1.22
Silica									
Sulfate									
Tetraoxo-sulfate(1-)									
Uranium	9.21E-03	1.00E-05	5.68E-05	1.31E-04	5.47E-04	1.48E-04	5.38E-05	1.02E-02	0.30
Vanadium	3.03E-01	2.74E-03	9.34E-05					3.06E-01	8.98
Zinc	3.21E-03	6.74E-04	2.87E-04	1.86E-04	7.74E-04	7.24E-05	3.26E-05	5.24E-03	0.15
Trichloroethene	6.65E-03	8.14E-08	1.09E-07					6.65E-03	0.20
Neptunium-237									
Plutonium-239									
Radium-226									
Radon-222									
Technetium-99									
Thorium-230									
Pathway Total	3.12E+00	1.23E-01	1.59E-02	2.53E-02	1.05E-01	1.09E-02	9.33E-03	3.41E+00	
Fraction of Total	9.15E-01	3.62E-02	4.68E-03	7.43E-03	3.09E-02	3.19E-03	2.74E-03		

Table 5.8b Systemic toxicity from biota consumption for the adult resident (continued)

----- AREA_CODE=m MEDIA=Other Groundwater -----

Analyte	Ingestion of vegetables	Ingestion of beef	Ingestion of milk	Ingestion of chicken	Ingestion of turkey	Ingestion of pork	Ingestion of eggs	Chemical Total	% of Total
Aluminum	4.95E-02	2.69E-04	1.53E-04					4.99E-02	0.00
Ammonia as Nitrogen									
Antimony	1.30E+00	1.84E-04	4.89E-04					1.30E+00	0.01
Arsenic	1.28E-01	9.07E-04	1.16E-04					1.29E-01	0.00
Barium	2.06E-02	1.49E-05	1.52E-04	2.64E-06	1.10E-05		1.08E-04	2.09E-02	0.00
Beryllium	1.94E-02	7.01E-05	2.69E-07					1.95E-02	0.00
Cadmium	3.12E-01	3.29E-04	3.50E-03	2.59E-03	1.08E-02	8.82E-04	1.33E-04	3.30E-01	0.00
Chromium	1.26E-01	4.11E-03	1.94E-05					1.30E-01	0.00
Cobalt	1.60E-02	5.45E-06	1.62E-05	4.29E-04	1.79E-03	7.80E-06	8.79E-06	1.82E-02	0.00
Fluoride									
Iron	2.19E+00	1.59E-01	1.01E-03	3.13E-02	1.30E-01	1.48E-02	1.28E-02	2.54E+00	0.01
Kjeldahl Nitrogen									
Lead	1.74E+04	2.52E+01	8.04E+01					1.75E+04	99.95
Manganese	4.79E-01	7.31E-04	1.87E-04	2.88E-04	1.20E-03	3.76E-04	1.41E-04	4.82E-01	0.00
Mercury	1.56E-02	3.10E-04	6.21E-05	3.67E-06	1.53E-05			1.60E-02	0.00
Nickel	5.09E-02	8.13E-04	1.11E-02					6.28E-02	0.00
Nitrate as Nitrogen									
Silica									
Strontium	2.23E-02	4.14E-04	6.17E-04	1.63E-05	6.79E-05	1.48E-04	1.67E-05	2.36E-02	0.00
Sulfate									
Sulfide									
Tetraoxo-sulfate(1-)									
Thallium									
Tin	2.25E-04	4.46E-06	1.90E-06					2.31E-04	0.00
Uranium	1.30E-02	1.41E-05	8.02E-05	1.86E-04	7.73E-04	2.09E-04	7.60E-05	1.43E-02	0.00
Vanadium	2.21E-01	2.00E-03	6.81E-05					2.23E-01	0.00
Zinc	3.73E-03	7.83E-04	3.33E-04	2.16E-04	8.98E-04	8.40E-05	3.79E-05	6.08E-03	0.00
1,1-Dichloroethane	6.87E-03	1.35E-08	1.81E-08					6.87E-03	0.00
1,1-Dichloroethene	1.21E-01	2.37E-07	3.19E-07					1.21E-01	0.00
1,2-Dichloroethene	1.83E+00	4.11E-08	5.53E-08					1.83E+00	0.01
Acetone	2.14E-01	3.70E-10	4.97E-10					2.14E-01	0.00
Di-n-butyl phthalate	8.11E-04	5.68E-06	7.64E-06					8.25E-04	0.00
Methylene chloride	4.97E-03	1.90E-09	2.55E-09					4.97E-03	0.00
Naphthalene	1.20E-02	1.73E-06	2.33E-06					1.20E-02	0.00
Phenanthrene									
Trichloroethene	1.06E-01	1.30E-06	1.75E-06					1.06E-01	0.00
Vinyl chloride									
cis-1,2-Dichloroethene	3.42E-01	9.19E-07	1.24E-06					3.42E-01	0.00
Neptunium-237									
Radium-226									
Radon-222									
Technetium-99									
Thorium-228									
Thorium-230									
Uranium-234									
Uranium-235									
Uranium-238									
Pathway Total	1.74E+04	2.54E+01	8.04E+01	3.50E-02	1.46E-01	1.65E-02	1.33E-02	1.75E+04	
Fraction of Total	9.94E-01	1.45E-03	4.60E-03	2.00E-06	8.34E-06	9.43E-07	7.63E-07		

----- AREA_CODE=m MEDIA=RGa Groundwater -----

Analyte	Ingestion of vegetables	Ingestion of beef	Ingestion of milk	Ingestion of chicken	Ingestion of turkey	Ingestion of pork	Ingestion of eggs	Chemical Total	% of Total
Aluminum	1.11E-02	6.02E-05	3.42E-05					1.12E-02	0.00
Antimony	2.87E+00	4.05E-04	1.08E-03					2.87E+00	0.04
Arsenic	1.28E-01	9.02E-04	1.15E-04					1.29E-01	0.00
Barium	2.00E-02	1.44E-05	1.47E-04	2.55E-06	1.06E-05		1.04E-04	2.02E-02	0.00

Table 5.8b Systemic toxicity from biota consumption for the adult resident (continued)

----- AREA_CODE=m MEDIA=RGa Groundwater -----
(continued)

Analyte	Ingestion of vegetables	Ingestion of beef	Ingestion of milk	Ingestion of chicken	Ingestion of turkey	Ingestion of pork	Ingestion of eggs	Chemical Total	% of Total
Beryllium Bicarbonate	5.09E-02	1.84E-04	7.04E-07					5.11E-02	0.00
Boron	1.56E-01	1.21E-04	9.63E-04					1.57E-01	0.00
Cadmium	1.95E-01	2.05E-04	2.19E-03	1.62E-03	6.74E-03	5.51E-04	8.28E-05	2.06E-01	0.00
Cerium									
Chromium	8.51E-01	2.78E-02	1.31E-04					8.78E-01	0.01
Cobalt	7.12E-03	2.43E-06	7.24E-06	1.91E-04	7.97E-04	3.48E-06	3.92E-06	8.12E-03	0.00
Copper	1.27E-02	3.39E-04	2.40E-04	7.41E-05	3.09E-04	5.93E-05	3.04E-05	1.37E-02	0.00
Fluoride									
Gallium									
Iron	1.17E-01	8.49E-03	5.42E-05	1.67E-03	6.96E-03	7.90E-04	6.85E-04	1.36E-01	0.00
Lead	7.22E+03	1.05E+01	3.34E+01					7.26E+03	99.85
Lithium	2.88E-02	1.03E-03	8.75E-03					3.85E-02	0.00
Manganese	1.27E-02	1.94E-05	4.95E-06	7.63E-06	3.18E-05	9.99E-06	3.75E-06	1.28E-02	0.00
Mercury	1.07E-02	2.12E-04	4.25E-05	2.51E-06	1.05E-05			1.10E-02	0.00
Molybdenum	9.90E-02	2.94E-04	2.13E-03	1.16E-03	4.83E-03		4.27E-04	1.08E-01	0.00
Nickel	5.25E-02	8.37E-04	1.14E-02					6.47E-02	0.00
Nitrate as Nitrogen									
Selenium	9.16E-03	2.61E-03	1.11E-03	9.24E-04	3.85E-03	5.97E-04	3.79E-04	1.86E-02	0.00
Silica									
Silver	6.47E-02	7.05E-04	5.00E-05	1.85E-03	7.70E-03	3.36E-04		7.53E-02	0.00
Sulfate									
Tetraoxo-sulfate(1-)									
Thallium									
Thorium									
Titanium									
Uranium	5.43E-03	5.90E-06	3.35E-05	7.75E-05	3.23E-04	8.73E-05	3.17E-05	5.99E-03	0.00
Vanadium	1.28E-01	1.16E-03	3.95E-05					1.29E-01	0.00
Zinc	4.59E-03	9.65E-04	4.11E-04	2.66E-04	1.11E-03	1.04E-04	4.67E-05	7.49E-03	0.00
Zirconium									
1,1-Dichloroethene	9.18E-02	1.80E-07	2.42E-07					9.18E-02	0.00
1,2-Dichlorobenzene	1.10E-05	2.04E-09	2.75E-09					1.10E-05	0.00
1,2-Dichloroethene	3.74E-02	8.40E-10	1.13E-09					3.74E-02	0.00
1,3,5-Trimethylbenzene	6.23E-05	5.13E-08	6.90E-08					6.24E-05	0.00
1,4-Dichlorobenzene									
2-Butanone	4.30E-03	4.59E-11	6.18E-11					4.30E-03	0.00
4-Bromofluorobenzene									
4-Methyl-2-pentanone	8.43E-03	2.30E-09	3.09E-09					8.43E-03	0.00
Acetone	4.81E-02	8.30E-11	1.12E-10					4.81E-02	0.00
Acrylonitrile	2.30E+00	2.28E-08	3.07E-08					2.30E+00	0.03
Benzene									
Bis(2-ethylhexyl)phthalate	4.36E-03	3.05E-05	4.10E-05					4.43E-03	0.00
Bromomethane	5.34E-02	1.45E-08	1.96E-08					5.34E-02	0.00
Carbazole									
Carbon tetrachloride	1.83E-02	6.95E-07	9.34E-07					1.83E-02	0.00
Chloroform	6.99E-03	2.57E-08	3.45E-08					6.99E-03	0.00
Chloromethane									
Chrysene									
Di-n-butyl phthalate	8.67E-04	6.07E-06	8.16E-06					8.81E-04	0.00
Dimethylbenzene	5.34E-05	7.69E-09	1.03E-08					5.34E-05	0.00
Ethanol									
Ethylbenzene	1.89E-04	1.62E-08	2.17E-08					1.89E-04	0.00
Methylene chloride	4.03E-03	1.54E-09	2.07E-09					4.03E-03	0.00
PCB-1254	3.01E-01	2.72E-02	3.65E-02					3.65E-01	0.01
Polychlorinated biphenyl									
Tetrachloroethene	4.70E-03	1.02E-07	1.38E-07					4.70E-03	0.00
Trichloroethene	2.57E+00	3.14E-05	4.23E-05					2.57E+00	0.04
Vinyl chloride									
cis-1,2-Dichloroethene	8.35E-02	2.24E-07	3.02E-07					8.35E-02	0.00
m,p-Xylene	4.86E-07	7.00E-11	9.41E-11					4.86E-07	0.00

Table 5.8b Systemic toxicity from biota consumption for the adult resident (continued)

----- AREA_CODE=m MEDIA=RGa Groundwater -----
(continued)

Analyte	Ingestion of vegetables	Ingestion of beef	Ingestion of milk	Ingestion of chicken	Ingestion of turkey	Ingestion of pork	Ingestion of eggs	Chemical Total	% of Total
trans-1,2-Dichloroethene	4.32E-02	9.70E-10	1.30E-09					4.32E-02	0.00
trans-1,3-Dichloropropene									
Americium-241									
Cesium-137									
Cobalt-60									
Neptunium-237									
Plutonium-239									
Radium-226									
Radon-222									
Technetium-99									
Thorium-230									
Pathway Total	7.23E+03	1.05E+01	3.35E+01	7.84E-03	3.27E-02	2.54E-03	1.79E-03	7.27E+03	
Fraction of Total	9.94E-01	1.45E-03	4.60E-03	1.08E-06	4.49E-06	3.49E-07	2.47E-07		

----- AREA_CODE=m MEDIA=UCRS Groundwater -----

Analyte	Ingestion of vegetables	Ingestion of beef	Ingestion of milk	Ingestion of chicken	Ingestion of turkey	Ingestion of pork	Ingestion of eggs	Chemical Total	% of Total
Aluminum	4.77E-02	2.59E-04	1.47E-04					4.81E-02	0.00
Antimony	2.09E+00	2.95E-04	7.85E-04					2.09E+00	0.03
Arsenic	1.94E-01	1.37E-03	1.75E-04					1.96E-01	0.00
Barium	5.73E-02	4.13E-05	4.22E-04	7.31E-06	3.05E-05		3.00E-04	5.81E-02	0.00
Cadmium	1.97E-01	2.07E-04	2.20E-03	1.63E-03	6.80E-03	5.56E-04	8.36E-05	2.08E-01	0.00
Chromium	1.39E-01	4.55E-03	2.15E-05					1.44E-01	0.00
Cobalt	6.61E-03	2.26E-06	6.73E-06	1.78E-04	7.41E-04	3.23E-06	3.64E-06	7.55E-03	0.00
Copper	5.65E-02	1.51E-03	1.07E-03	3.31E-04	1.38E-03	2.65E-04	1.36E-04	6.12E-02	0.00
Fluoride									
Iron	1.95E-01	1.42E-02	9.05E-05	2.79E-03	1.16E-02	1.32E-03	1.14E-03	2.26E-01	0.00
Lead	7.29E+03	1.06E+01	3.37E+01					7.33E+03	99.94
Manganese	2.46E-02	3.76E-05	9.60E-06	1.48E-05	6.17E-05	1.94E-05	7.28E-06	2.48E-02	0.00
Mercury	9.91E-03	1.97E-04	3.94E-05	2.32E-06	9.69E-06			1.02E-02	0.00
Nickel	4.99E-02	7.96E-04	1.08E-02					6.15E-02	0.00
Nitrate as Nitrogen									
Silica									
Silver	5.83E-02	6.35E-04	4.51E-05	1.67E-03	6.95E-03	3.03E-04		6.79E-02	0.00
Sulfate									
Tetraoxo-sulfate(1-)									
Thallium									
Uranium	3.00E-01	3.26E-04	1.85E-03	4.28E-03	1.78E-02	4.82E-03	1.75E-03	3.31E-01	0.00
Vanadium	4.60E-01	4.16E-03	1.42E-04					4.65E-01	0.01
Zinc	1.32E-02	2.77E-03	1.18E-03	7.64E-04	3.18E-03	2.97E-04	1.34E-04	2.15E-02	0.00
Benzene									
Bromodichloromethane	1.46E-02	7.28E-08	9.78E-08					1.46E-02	0.00
Chloroform	3.75E-02	1.38E-07	1.85E-07					3.75E-02	0.00
Dibromochloromethane	3.01E-03	2.04E-08	2.74E-08					3.01E-03	0.00
Ethanol									
Methylene chloride	4.75E-03	1.81E-09	2.44E-09					4.75E-03	0.00
Trichloroethene	1.65E-02	2.02E-07	2.71E-07					1.65E-02	0.00
Cesium-137									
Cobalt-60									
Neptunium-237									
Plutonium-239									
Radium-226									
Radon-222									
Technetium-99									
Pathway Total	7.29E+03	1.06E+01	3.38E+01	1.17E-02	4.86E-02	7.59E-03	3.56E-03	7.34E+03	
Fraction of Total	9.94E-01	1.44E-03	4.60E-03	1.59E-06	6.62E-06	1.03E-06	4.85E-07		

Table 5.8b Systemic toxicity from biota consumption for the adult resident (continued)

----- AREA_CODE=n MEDIA=McNairy Groundwater -----

Analyte	Ingestion							Chemical Total	% of Total
	of vegetables	Ingestion of beef	Ingestion of milk	Ingestion of chicken	Ingestion of turkey	Ingestion of pork	Ingestion of eggs		
Aluminum	2.19E-02	1.19E-04	6.75E-05					2.21E-02	0.39
Antimony	2.97E+00	4.20E-04	1.12E-03					2.97E+00	53.16
Arsenic	2.27E-01	1.60E-03	2.04E-04					2.28E-01	4.09
Barium	3.83E-02	2.76E-05	2.82E-04	4.89E-06	2.04E-05		2.00E-04	3.89E-02	0.70
Beryllium	4.88E-02	1.76E-04	6.75E-07					4.90E-02	0.88
Cadmium	3.72E-01	3.92E-04	4.17E-03	3.08E-03	1.29E-02	1.05E-03	1.58E-04	3.94E-01	7.05
Chromium	1.50E-01	4.91E-03	2.32E-05					1.55E-01	2.78
Cobalt	7.48E-03	2.55E-06	7.60E-06	2.01E-04	8.37E-04	3.65E-06	4.12E-06	8.53E-03	0.15
Fluoride									
Iron	4.22E-01	3.06E-02	1.95E-04	6.03E-03	2.51E-02	2.85E-03	2.47E-03	4.89E-01	8.75
Manganese	4.58E-02	6.98E-05	1.78E-05	2.75E-05	1.15E-04	3.60E-05	1.35E-05	4.60E-02	0.82
Mercury	2.08E-02	4.12E-04	8.25E-05	4.87E-06	2.03E-05			2.13E-02	0.38
Molybdenum	1.20E-01	3.58E-04	2.59E-03	1.41E-03	5.87E-03		5.19E-04	1.31E-01	2.34
Nickel	3.40E-02	5.43E-04	7.40E-03					4.20E-02	0.75
Nitrate as Nitrogen									
Silica									
Sulfate									
Tetraoxo-sulfate(1-)									
Thallium									
Uranium	7.94E-03	8.64E-06	4.90E-05	1.13E-04	4.72E-04	1.28E-04	4.65E-05	8.76E-03	0.16
Vanadium	2.40E-01	2.17E-03	7.40E-05					2.43E-01	4.34
Zinc	5.18E-03	1.09E-03	4.63E-04	3.00E-04	1.25E-03	1.17E-04	5.26E-05	8.44E-03	0.15
Trichloroethene	7.32E-01	8.96E-06	1.21E-05					7.32E-01	13.10
Neptunium-237									
Plutonium-239									
Radium-226									
Radon-222									
Technetium-99									
Thorium-230									
Pathway Total	5.46E+00	4.29E-02	1.68E-02	1.12E-02	4.65E-02	4.18E-03	3.46E-03	5.59E+00	
Fraction of Total	9.78E-01	7.68E-03	3.00E-03	2.00E-03	8.33E-03	7.49E-04	6.20E-04		

----- AREA_CODE=n MEDIA=Other Groundwater -----

Analyte	Ingestion							Chemical Total	% of Total
	of vegetables	Ingestion of beef	Ingestion of milk	Ingestion of chicken	Ingestion of turkey	Ingestion of pork	Ingestion of eggs		
Aluminum	4.95E-02	2.69E-04	1.53E-04					4.99E-02	0.00
Ammonia as Nitrogen									
Antimony	1.30E+00	1.84E-04	4.89E-04					1.30E+00	0.01
Arsenic	1.28E-01	9.07E-04	1.16E-04					1.29E-01	0.00
Barium	2.06E-02	1.49E-05	1.52E-04	2.64E-06	1.10E-05		1.08E-04	2.09E-02	0.00
Beryllium	1.94E-02	7.01E-05	2.69E-07					1.95E-02	0.00
Cadmium	3.12E-01	3.29E-04	3.50E-03	2.59E-03	1.08E-02	8.82E-04	1.33E-04	3.30E-01	0.00
Chromium	1.26E-01	4.11E-03	1.94E-05					1.30E-01	0.00
Cobalt	1.60E-02	5.45E-06	1.62E-05	4.29E-04	1.79E-03	7.80E-06	8.79E-06	1.82E-02	0.00
Fluoride									
Iron	2.19E+00	1.59E-01	1.01E-03	3.13E-02	1.30E-01	1.48E-02	1.28E-02	2.54E+00	0.01
Kjeldahl Nitrogen									
Lead	1.74E+04	2.52E+01	8.04E+01					1.75E+04	99.96
Manganese	4.79E-01	7.31E-04	1.87E-04	2.88E-04	1.20E-03	3.76E-04	1.41E-04	4.82E-01	0.00
Mercury	1.56E-02	3.10E-04	6.21E-05	3.67E-06	1.53E-05			1.60E-02	0.00
Nickel	5.09E-02	8.13E-04	1.11E-02					6.28E-02	0.00
Nitrate as Nitrogen									
Silica									
Strontium	2.23E-02	4.14E-04	6.17E-04	1.63E-05	6.79E-05	1.48E-04	1.67E-05	2.36E-02	0.00
Sulfate									
Sulfide									
Tetraoxo-sulfate(1-)									

Table 5.8b Systemic toxicity from biota consumption for the adult resident (continued)

----- AREA_CODE=n MEDIA=Other Groundwater -----
(continued)

Analyte	Ingestion of vegetables	Ingestion of beef	Ingestion of milk	Ingestion of chicken	Ingestion of turkey	Ingestion of pork	Ingestion of eggs	Chemical Total	% of Total
Thallium									
Tin	2.25E-04	4.46E-06	1.90E-06					2.31E-04	0.00
Uranium	1.30E-02	1.41E-05	8.02E-05	1.86E-04	7.73E-04	2.09E-04	7.60E-05	1.43E-02	0.00
Vanadium	2.21E-01	2.00E-03	6.81E-05					2.23E-01	0.00
Zinc	3.73E-03	7.83E-04	3.33E-04	2.16E-04	8.98E-04	8.40E-05	3.79E-05	6.08E-03	0.00
1,1-Dichloroethane	6.79E-03	1.33E-08	1.79E-08					6.79E-03	0.00
1,1-Dichloroethene	1.20E-01	2.34E-07	3.15E-07					1.20E-01	0.00
1,2-Dichloroethene	1.55E+00	3.48E-08	4.68E-08					1.55E+00	0.01
Acetone	2.14E-01	3.70E-10	4.97E-10					2.14E-01	0.00
Di-n-butyl phthalate	8.11E-04	5.68E-06	7.64E-06					8.25E-04	0.00
Methylene chloride	4.75E-03	1.81E-09	2.44E-09					4.75E-03	0.00
Naphthalene	1.20E-02	1.73E-06	2.33E-06					1.20E-02	0.00
Phenanthrene									
Trichloroethene	1.06E-01	1.29E-06	1.74E-06					1.06E-01	0.00
Vinyl chloride									
cis-1,2-Dichloroethene	3.42E-01	9.19E-07	1.24E-06					3.42E-01	0.00
Neptunium-237									
Radium-226									
Radon-222									
Technetium-99									
Thorium-228									
Thorium-230									
Uranium-234									
Uranium-235									
Uranium-238									
Pathway Total	1.74E+04	2.54E+01	8.04E+01	3.50E-02	1.46E-01	1.65E-02	1.33E-02	1.75E+04	
Fraction of Total	9.94E-01	1.45E-03	4.60E-03	2.00E-06	8.34E-06	9.43E-07	7.63E-07		

----- AREA_CODE=n MEDIA=RGa Groundwater -----

Analyte	Ingestion of vegetables	Ingestion of beef	Ingestion of milk	Ingestion of chicken	Ingestion of turkey	Ingestion of pork	Ingestion of eggs	Chemical Total	% of Total
Aluminum	1.48E-02	8.05E-05	4.57E-05					1.49E-02	0.00
Antimony	2.79E+00	3.95E-04	1.05E-03					2.79E+00	0.04
Arsenic	1.39E-01	9.83E-04	1.26E-04					1.40E-01	0.00
Barium	2.01E-02	1.45E-05	1.48E-04	2.56E-06	1.07E-05		1.05E-04	2.04E-02	0.00
Beryllium	4.80E-02	1.73E-04	6.64E-07					4.82E-02	0.00
Bicarbonate									
Boron	1.56E-01	1.21E-04	9.63E-04					1.57E-01	0.00
Cadmium	1.85E-01	1.95E-04	2.08E-03	1.54E-03	6.41E-03	5.24E-04	7.87E-05	1.96E-01	0.00
Cerium									
Chromium	5.79E-01	1.89E-02	8.95E-05					5.98E-01	0.01
Cobalt	6.89E-03	2.35E-06	7.00E-06	1.85E-04	7.71E-04	3.36E-06	3.79E-06	7.86E-03	0.00
Copper	1.11E-02	2.96E-04	2.10E-04	6.48E-05	2.70E-04	5.19E-05	2.66E-05	1.20E-02	0.00
Fluoride									
Gallium									
Iron	1.50E-01	1.09E-02	6.95E-05	2.14E-03	8.92E-03	1.01E-03	8.78E-04	1.74E-01	0.00
Lead	6.99E+03	1.01E+01	3.24E+01					7.03E+03	99.23
Lithium	2.88E-02	1.03E-03	8.75E-03					3.85E-02	0.00
Manganese	2.61E-02	3.98E-05	1.02E-05	1.57E-05	6.53E-05	2.05E-05	7.70E-06	2.62E-02	0.00
Mercury	2.42E-02	4.80E-04	9.60E-05	5.67E-06	2.36E-05			2.48E-02	0.00
Molybdenum	9.83E-02	2.93E-04	2.12E-03	1.15E-03	4.80E-03		4.25E-04	1.07E-01	0.00
Nickel	5.11E-02	8.15E-04	1.11E-02					6.30E-02	0.00
Nitrate as Nitrogen									
Selenium	1.11E-02	3.17E-03	1.35E-03	1.12E-03	4.67E-03	7.25E-04	4.60E-04	2.26E-02	0.00
Silica									
Silver	6.57E-02	7.16E-04	5.08E-05	1.88E-03	7.83E-03	3.42E-04		7.66E-02	0.00

Table 5.8b Systemic toxicity from biota consumption for the adult resident (continued)

----- AREA_CODE=n MEDIA=RGA Groundwater -----
(continued)

Analyte	Ingestion of vegetables	Ingestion of beef	Ingestion of milk	Ingestion of chicken	Ingestion of turkey	Ingestion of pork	Ingestion of eggs	Chemical Total	% of Total
Sulfate									
Tetraoxo-sulfate(1-)									
Thallium									
Thorium									
Tin	1.72E-03	3.42E-05	1.46E-05					1.77E-03	0.00
Titanium									
Uranium	1.25E-02	1.36E-05	7.70E-05	1.78E-04	7.42E-04	2.01E-04	7.30E-05	1.38E-02	0.00
Vanadium	1.18E-01	1.07E-03	3.64E-05					1.19E-01	0.00
Zinc	3.94E-03	8.27E-04	3.52E-04	2.28E-04	9.49E-04	8.87E-05	4.00E-05	6.42E-03	0.00
Zirconium									
1,1,2-Trichloroethane	1.75E-02	6.42E-08	8.64E-08					1.75E-02	0.00
1,1-Dichloroethene	2.99E-01	5.85E-07	7.87E-07					2.99E-01	0.00
1,2-Dichlorobenzene	1.10E-05	2.04E-09	2.75E-09					1.10E-05	0.00
1,2-Dichloroethane									
1,2-Dichloroethene	3.45E-02	7.75E-10	1.04E-09					3.45E-02	0.00
1,3,5-Trimethylbenzene	6.23E-05	5.13E-08	6.90E-08					6.24E-05	0.00
1,4-Dichlorobenzene									
2-Butanone	3.52E-02	3.76E-10	5.05E-10					3.52E-02	0.00
4-Bromofluorobenzene									
4-Methyl-2-pentanone	1.59E-02	4.33E-09	5.82E-09					1.59E-02	0.00
Acetone	4.02E-01	6.92E-10	9.31E-10					4.02E-01	0.01
Acrylonitrile	2.30E+00	2.28E-08	3.07E-08					2.30E+00	0.03
Benzene									
Bis(2-ethylhexyl)phthalate	3.95E-03	2.76E-05	3.72E-05					4.01E-03	0.00
Bromomethane	5.34E-02	1.45E-08	1.96E-08					5.34E-02	0.00
Butyl benzyl phthalate	7.29E-05	5.10E-07	6.86E-07					7.41E-05	0.00
Carbazole									
Carbon tetrachloride	4.87E+00	1.85E-04	2.49E-04					4.87E+00	0.07
Chlorobenzene	2.13E-03	8.10E-08	1.09E-07					2.13E-03	0.00
Chloroform	4.89E-02	1.80E-07	2.42E-07					4.89E-02	0.00
Chloromethane									
Chrysene									
Di-n-butyl phthalate	1.43E-03	1.00E-05	1.35E-05					1.46E-03	0.00
Dimethylbenzene	2.89E-03	4.16E-07	5.60E-07					2.90E-03	0.00
Ethane									
Ethanol									
Ethylbenzene	3.51E-02	2.99E-06	4.03E-06					3.51E-02	0.00
Ethylene									
Methylene chloride	4.91E-02	1.88E-08	2.52E-08					4.91E-02	0.00
PCB-1254	3.18E-01	2.87E-02	3.86E-02					3.85E-01	0.01
Polychlorinated biphenyl									
Tetrachloroethene	7.51E-01	1.64E-05	2.20E-05					7.51E-01	0.01
Trichloroethene	2.95E+01	3.61E-04	4.85E-04					2.95E+01	0.42
Vinyl chloride									
cis-1,2-Dichloroethene	3.52E+00	9.46E-06	1.27E-05					3.52E+00	0.05
m,p-Xylene	8.65E-07	1.24E-10	1.67E-10					8.65E-07	0.00
trans-1,2-Dichloroethene	7.68E+00	1.72E-07	2.32E-07					7.68E+00	0.11
trans-1,3-Dichloropropene									
Americium-241									
Cesium-137									
Cobalt-60									
Neptunium-237									
Plutonium-239									
Radium-226									
Radon-222									
Technetium-99									
Thorium-230									
Uranium-234									
Uranium-235									
Uranium-235/236									

Table 5.8b Systemic toxicity from biota consumption for the adult resident (continued)

----- AREA_CODE=n MEDIA=RGa Groundwater -----
(continued)

Analyte	Ingestion of vegetables	Ingestion of beef	Ingestion of milk	Ingestion of chicken	Ingestion of turkey	Ingestion of pork	Ingestion of eggs	Chemical Total	% of Total
Uranium-238									
Pathway Total	7.05E+03	1.02E+01	3.24E+01	8.51E-03	3.55E-02	2.97E-03	2.10E-03	7.09E+03	
Fraction of Total	9.94E-01	1.44E-03	4.57E-03	1.20E-06	5.00E-06	4.19E-07	2.96E-07		

----- AREA_CODE=n MEDIA=UCRS Groundwater -----

Analyte	Ingestion of vegetables	Ingestion of beef	Ingestion of milk	Ingestion of chicken	Ingestion of turkey	Ingestion of pork	Ingestion of eggs	Chemical Total	% of Total
Aluminum	3.69E-02	2.01E-04	1.14E-04					3.72E-02	0.00
Ammonia as Nitrogen									
Antimony	1.81E+00	2.55E-04	6.79E-04					1.81E+00	0.03
Arsenic	5.88E-01	4.16E-03	5.31E-04					5.92E-01	0.01
Barium	5.66E-02	4.08E-05	4.17E-04	7.23E-06	3.01E-05		2.96E-04	5.74E-02	0.00
Beryllium	1.21E-02	4.37E-05	1.67E-07					1.21E-02	0.00
Cadmium	1.57E-01	1.65E-04	1.75E-03	1.30E-03	5.41E-03	4.42E-04	6.65E-05	1.66E-01	0.00
Chromium	1.56E-01	5.10E-03	2.41E-05					1.61E-01	0.00
Cobalt	6.16E-03	2.10E-06	6.26E-06	1.65E-04	6.89E-04	3.01E-06	3.39E-06	7.03E-03	0.00
Copper	2.09E-02	5.60E-04	3.98E-04	1.23E-04	5.11E-04	9.80E-05	5.02E-05	2.27E-02	0.00
Fluoride									
Iron	1.97E-01	1.43E-02	9.14E-05	2.82E-03	1.17E-02	1.33E-03	1.15E-03	2.29E-01	0.00
Kjeldahl Nitrogen									
Lead	6.83E+03	9.91E+00	3.16E+01					6.87E+03	98.08
Manganese	9.52E-02	1.45E-04	3.71E-05	5.72E-05	2.38E-04	7.48E-05	2.81E-05	9.57E-02	0.00
Mercury	4.31E-02	8.56E-04	1.71E-04	1.01E-05	4.21E-05			4.42E-02	0.00
Molybdenum	3.45E-02	1.03E-04	7.43E-04	4.04E-04	1.68E-03		1.49E-04	3.76E-02	0.00
Nickel	8.66E-02	1.38E-03	1.88E-02					1.07E-01	0.00
Nitrate as Nitrogen									
Nitrate/Nitrite									
Orthophosphate									
Selenium	9.31E-03	2.65E-03	1.13E-03	9.39E-04	3.91E-03	6.07E-04	3.85E-04	1.89E-02	0.00
Silica									
Silver	5.96E-02	6.49E-04	4.61E-05	1.70E-03	7.10E-03	3.10E-04		6.94E-02	0.00
Strontium	4.76E-02	8.82E-04	1.31E-03	3.47E-05	1.45E-04	3.16E-04	3.56E-05	5.03E-02	0.00
Sulfate									
Sulfide									
Tetraoxo-sulfate(1-)									
Thallium									
Tin	1.12E-03	2.23E-05	9.47E-06					1.15E-03	0.00
Uranium	1.13E-01	1.23E-04	7.00E-04	1.62E-03	6.74E-03	1.82E-03	6.63E-04	1.25E-01	0.00
Vanadium	1.63E-01	1.48E-03	5.03E-05					1.65E-01	0.00
Zinc	4.28E-03	8.99E-04	3.83E-04	2.48E-04	1.03E-03	9.65E-05	4.35E-05	6.98E-03	0.00
1,1-Dichloroethene	9.18E-01	1.80E-06	2.42E-06					9.18E-01	0.01
1,2-Dichloroethane									
1,2-Dichloroethene	1.17E-01	2.63E-09	3.54E-09					1.17E-01	0.00
2,4-Dimethylphenol	6.18E-03	5.64E-08	7.58E-08					6.18E-03	0.00
Benzene									
Bis(2-ethylhexyl)phthalate	7.29E-04	5.10E-06	6.86E-06					7.41E-04	0.00
Bromodichloromethane	1.46E-02	7.28E-08	9.78E-08					1.46E-02	0.00
Chloroethane	1.05E-02	5.57E-09	7.50E-09					1.05E-02	0.00
Chloroform	8.39E-02	3.08E-07	4.15E-07					8.39E-02	0.00
Di-n-butyl phthalate	1.43E-04	1.00E-06	1.34E-06					1.45E-04	0.00
Dibromochloromethane	3.01E-03	2.04E-08	2.74E-08					3.01E-03	0.00
Dimethylbenzene	5.33E-03	7.67E-07	1.03E-06					5.33E-03	0.00
Ethane									
Ethanol									
Ethylbenzene	6.42E-02	5.48E-06	7.37E-06					6.42E-02	0.00
Ethylene									

Table 5.8b Systemic toxicity from biota consumption for the adult resident (continued)

----- AREA_CODE=n MEDIA=UCRS Groundwater -----
(continued)

Analyte	Ingestion of vegetables	Ingestion of beef	Ingestion of milk	Ingestion of chicken	Ingestion of turkey	Ingestion of pork	Ingestion of eggs	Chemical Total	% of Total
Fluorene	1.48E-03	3.18E-06	4.28E-06					1.49E-03	0.00
Isophorone	1.14E-03	1.62E-09	2.18E-09					1.14E-03	0.00
Methylene chloride	5.04E-03	1.92E-09	2.58E-09					5.04E-03	0.00
Naphthalene	1.26E-02	1.81E-06	2.43E-06					1.26E-02	0.00
Phenanthrene									
Trichloroethene	1.11E+02	1.35E-03	1.82E-03					1.11E+02	1.58
Vinyl chloride									
cis-1,2-Dichloroethene	1.46E+01	3.92E-05	5.27E-05					1.46E+01	0.21
trans-1,2-Dichloroethene	4.32E+00	9.70E-08	1.30E-07					4.32E+00	0.06
Americium-241									
Cesium-137									
Cobalt-60									
Neptunium-237									
Plutonium-239									
Radium-226									
Radon-222									
Technetium-99									
Thorium-228									
Uranium-234									
Uranium-235									
Uranium-235/236									
Uranium-238									
Pathway Total	6.97E+03	9.94E+00	3.16E+01	9.43E-03	3.93E-02	5.10E-03	2.88E-03	7.01E+03	
Fraction of Total	9.94E-01	1.42E-03	4.52E-03	1.35E-06	5.60E-06	7.28E-07	4.10E-07		

Table 5.9a Excess lifetime cancer risks from direct contact for the resident

----- AREA_CODE=a MEDIA=RGa Groundwater -----

Analyte	Direct ingestion	Dermal contact while showering	Inh. of volatiles while showering	Inh. of volatiles from household use	Chemical Total	% of Total
Aluminum						
Arsenic	1.0E-04	4.2E-07			1.0E-04	0.03
Barium						
Chromium						
Fluoride						
Iron						
Manganese						
Tetraoxo-sulfate(1-)						
Thallium						
Vanadium						
Zinc						
1,1-Dichloroethene	2.7E-04	4.1E-06	1.9E-04	2.1E-03	2.6E-03	0.76
Carbon tetrachloride	3.5E-04	2.0E-05	5.0E-05	5.4E-04	9.6E-04	0.28
Chloroform	2.3E-07	1.8E-08	1.1E-06	1.2E-05	1.3E-05	0.00
Tetrachloroethene	2.3E-04	1.4E-04	3.1E-06	3.4E-05	4.1E-04	0.12
Trichloroethene	9.2E-02	1.7E-02	1.8E-02	1.8E-01	2.8E-01	98.77
cis-1,2-Dichloroethene						
trans-1,2-Dichloroethene						
Cesium-137	1.1E-05				1.1E-05	0.00
Neptunium-237	4.8E-05				4.8E-05	0.01
Technetium-99	2.9E-05				2.9E-05	0.01
Thorium-230	8.4E-07				8.4E-07	0.00
Pathway Total	9.2E-02	1.7E-02	1.9E-02	1.8E-01	2.9E-01	
Fraction of Total	2.9E-01	5.2E-02	5.6E-02	6.0E-01		

----- AREA_CODE=a MEDIA=UCRS Groundwater -----

Analyte	Direct ingestion	Dermal contact while showering	Inh. of volatiles while showering	Inh. of volatiles from household use	Chemical Total	% of Total
Aluminum						
Antimony						
Arsenic	7.9E-05	3.3E-07			7.9E-05	0.13
Barium						
Beryllium	4.5E-05	7.7E-06			5.3E-05	0.09
Chromium						
Cobalt						
Iron						
Lead						
Manganese						
Nickel						
Silica						
Tetraoxo-sulfate(1-)						
Uranium						
Vanadium						
Zinc						
1,1-Dichloroethene	1.8E-05	2.8E-07	1.3E-05	1.4E-04	1.7E-04	0.28
Bis(2-ethylhexyl)phthalate	2.7E-07	5.6E-08			3.2E-07	0.00
Chloroform	1.5E-06	1.1E-07	7.1E-06	7.7E-05	8.6E-05	0.14
Trichloroethene	1.7E-02	3.1E-03	3.4E-03	3.6E-02	5.8E-02	98.79
cis-1,2-Dichloroethene						
trans-1,2-Dichloroethene						
Neptunium-237	7.0E-06				7.0E-06	0.01
Radon-222			3.0E-04	3.3E-05	3.4E-04	0.55
Technetium-99	2.6E-06				2.6E-06	0.00

Table 5.9a Excess lifetime cancer risks from direct contact for the resident (continued)

----- AREA_CODE=a MEDIA=UCRS Groundwater -----
(continued)

Analyte	Direct ingestion	Dermal contact while showering	Inh. of volatiles while showering	Inh. of volatiles from household use	Chemical Total	% of Total
Pathway Total	1.7E-02	3.2E-03	3.7E-03	3.6E-02	5.9E-02	
Fraction of Total	2.9E-01	5.2E-02	6.0E-02	6.0E-01		

----- AREA_CODE=b MEDIA=McNairy Groundwater -----

Analyte	Direct ingestion	Dermal contact while showering	Inh. of volatiles while showering	Inh. of volatiles from household use	Chemical Total	% of Total
Aluminum						
Antimony						
Nitrate as Nitrogen						
Silica						
Tetraoxo-sulfate(1-)						
Trichloroethene	1.3E-04	2.3E-05	2.4E-05	2.6E-04	4.4E-04	98.96
Technetium-99	4.6E-06				4.6E-06	1.04
Pathway Total	1.3E-04	2.3E-05	2.4E-05	2.6E-04	4.4E-04	
Fraction of Total	3.0E-01	5.2E-02	5.5E-02	6.0E-01		

----- AREA_CODE=b MEDIA=RGA Groundwater -----

Analyte	Direct ingestion	Dermal contact while showering	Inh. of volatiles while showering	Inh. of volatiles from household use	Chemical Total	% of Total
Aluminum						
Arsenic	9.5E-05	4.0E-07			9.6E-05	0.13
Barium						
Beryllium	5.2E-04	8.9E-05			6.1E-04	0.85
Cadmium						
Chromium						
Cobalt						
Fluoride						
Iron						
Lead						
Manganese						
Mercury						
Nitrate as Nitrogen						
Selenium						
Silica						
Sulfate						
Tetraoxo-sulfate(1-)						
Tin						
Uranium						
Vanadium						
Zinc						
1,1,2-Trichloroethane	2.2E-06	3.8E-08	7.7E-07	8.3E-06	1.1E-05	0.02
1,1-Dichloroethene	1.5E-05	2.2E-07	1.0E-05	1.1E-04	1.4E-04	0.19
1,2-Dichloroethane	1.9E-06	1.7E-08	6.7E-07	7.3E-06	9.9E-06	0.01
Acetone						
Carbon tetrachloride	3.9E-05	2.3E-06	5.7E-06	6.2E-05	1.1E-04	0.15
Chlorobenzene						

Table 5.9a Excess lifetime cancer risks from direct contact for the resident (continued)

----- AREA_CODE=b MEDIA=RGA Groundwater -----
(continued)

Analyte	Direct ingestion	Dermal contact while showering	Inh. of volatiles while showering	Inh. of volatiles from household use	Chemical Total	% of Total
Chloroform	1.6E-06	1.2E-07	7.6E-06	8.3E-05	9.2E-05	0.13
Di-n-butyl phthalate						
Ethane						
Ethylene						
Methylene chloride	3.2E-07	2.6E-09	2.5E-08	2.7E-07	6.1E-07	0.00
Tetrachloroethene	3.2E-04	2.0E-04	4.3E-06	4.7E-05	5.7E-04	0.78
Trichloroethene	5.1E-04	9.2E-05	9.8E-05	1.1E-03	1.8E-03	2.44
Vinyl chloride	4.0E-02	5.1E-04	2.3E-03	2.5E-02	6.6E-02	94.25
cis-1,2-Dichloroethene						
Americium-241	5.8E-06				5.8E-06	0.01
Cesium-137	6.5E-07				6.5E-07	0.00
Cobalt-60	5.6E-07				5.6E-07	0.00
Plutonium-239	4.7E-07				4.7E-07	0.00
Radium-226	5.1E-04				5.1E-04	0.70
Radon-222			1.6E-04	1.7E-05	1.8E-04	0.24
Technetium-99	1.5E-05				1.5E-05	0.02
Thorium-230	6.6E-07				6.6E-07	0.00
Uranium-234	3.8E-06				3.8E-06	0.01
Uranium-235	5.3E-07				5.3E-07	0.00
Uranium-235/236	1.6E-07				1.6E-07	0.00
Uranium-238	5.6E-05				5.6E-05	0.08
Pathway Total	4.2E-02	8.9E-04	2.6E-03	2.6E-02	7.0E-02	
Fraction of Total	5.9E-01	1.2E-02	3.5E-02	3.6E-01		

----- AREA_CODE=b MEDIA=UCRS Groundwater -----

Analyte	Direct ingestion	Dermal contact while showering	Inh. of volatiles while showering	Inh. of volatiles from household use	Chemical Total	% of Total
Aluminum						
Arsenic	5.2E-04	2.1E-06			5.2E-04	1.87
Barium						
Beryllium	3.3E-05	5.6E-06			3.8E-05	0.14
Cadmium						
Chromium						
Cobalt						
Fluoride						
Iron						
Lead						
Manganese						
Mercury						
Molybdenum						
Nickel						
Nitrate as Nitrogen						
Selenium						
Silica						
Sulfate						
Tetraoxo-sulfate(1-)						
Thallium						
Tin						
Uranium						
Vanadium						
Zinc						
1,1-Dichloroethene	3.0E-05	4.5E-07	2.1E-05	2.3E-04	2.8E-04	1.00

Table 5.9a Excess lifetime cancer risks from direct contact for the resident (continued)

----- AREA_CODE=b MEDIA=UCRS Groundwater -----
(continued)

Analyte	Direct ingestion	Dermal contact while showering	Inh. of volatiles while showering	Inh. of volatiles from household use	Chemical Total	% of Total
1,2-Dichloroethene						
2,4-Dimethylphenol						
Benzene	4.3E-06	1.6E-07	1.5E-06	1.7E-05	2.3E-05	0.08
Chloroethane						
Di-n-butyl phthalate						
Dimethylbenzene						
Ethane						
Ethylbenzene						
Ethylene						
Isophorone	7.7E-08	1.2E-09			7.8E-08	0.00
Trichloroethene	5.9E-03	1.1E-03	1.1E-03	1.2E-02	2.0E-02	74.33
Vinyl chloride	3.2E-03	4.0E-05	1.8E-04	2.0E-03	5.4E-03	19.56
cis-1,2-Dichloroethene						
trans-1,2-Dichloroethene						
Americium-241	2.9E-06				2.9E-06	0.01
Cobalt-60	5.9E-07				5.9E-07	0.00
Neptunium-237	9.1E-07				9.1E-07	0.00
Plutonium-239	2.2E-06				2.2E-06	0.01
Radium-226	3.5E-06				3.5E-06	0.01
Radon-222			6.9E-04	7.3E-05	7.6E-04	2.74
Technetium-99	8.4E-06				8.4E-06	0.03
Uranium-234	4.7E-06				4.7E-06	0.02
Uranium-235	8.0E-07				8.0E-07	0.00
Uranium-235/236	9.7E-08				9.7E-08	0.00
Uranium-238	5.6E-05				5.6E-05	0.20
Pathway Total	9.8E-03	1.1E-03	2.0E-03	1.5E-02	2.7E-02	
Fraction of Total	3.5E-01	4.1E-02	7.3E-02	5.3E-01		

----- AREA_CODE=c MEDIA=RGA Groundwater -----

Analyte	Direct ingestion	Dermal contact while showering	Inh. of volatiles while showering	Inh. of volatiles from household use	Chemical Total	% of Total
Aluminum						
Barium						
Chromium						
Iron						
Manganese						
Molybdenum						
Silica						
Sulfate						
Tetraoxo-sulfate(1-)						
Zinc						
1,1-Dichloroethene	1.0E-04	1.6E-06	7.4E-05	8.1E-04	9.9E-04	41.26
Chloroform	5.8E-07	4.4E-08	2.7E-06	3.0E-05	3.3E-05	1.38
Trichloroethene	8.7E-05	1.6E-05	1.7E-05	1.8E-04	3.0E-04	12.67
cis-1,2-Dichloroethene						
Radon-222			9.6E-04	1.0E-04	1.1E-03	44.34
Technetium-99	8.2E-06				8.2E-06	0.34
Pathway Total	2.0E-04	1.7E-05	1.1E-03	1.1E-03	2.4E-03	
Fraction of Total	8.4E-02	7.3E-03	4.4E-01	4.7E-01		

Table 5.9a Excess lifetime cancer risks from direct contact for the resident (continued)

----- AREA_CODE=c MEDIA=UCRS Groundwater -----

Analyte	Direct ingestion	Dermal contact while showering	Inh. of volatiles while showering	Inh. of volatiles from household use	Chemical Total	% of Total
Aluminum						
Barium						
Iron						
Manganese						
Silica						
Tetraoxo-sulfate(1-)						
Vanadium						
Zinc						
Benzene	5.5E-07	2.0E-08	2.0E-07	2.1E-06	2.9E-06	3.35
Chloroform	1.4E-06	1.1E-07	6.5E-06	7.1E-05	7.9E-05	91.82
Trichloroethene	5.8E-07	1.1E-07	1.1E-07	1.2E-06	2.0E-06	2.34
Technetium-99	2.1E-06				2.1E-06	2.49
Pathway Total	4.7E-06	2.3E-07	6.8E-06	7.4E-05	8.6E-05	
Fraction of Total	5.4E-02	2.7E-03	8.0E-02	8.6E-01		

----- AREA_CODE=d MEDIA=McNairy Groundwater -----

Analyte	Direct ingestion	Dermal contact while showering	Inh. of volatiles while showering	Inh. of volatiles from household use	Chemical Total	% of Total
Silica						
Tetraoxo-sulfate(1-)						
Thallium						
Zinc						
Trichloroethene	3.5E-07	6.4E-08	6.8E-08	7.3E-07	1.2E-06	100.0
Pathway Total	3.5E-07	6.4E-08	6.8E-08	7.3E-07	1.2E-06	
Fraction of Total	2.9E-01	5.2E-02	5.6E-02	6.0E-01		

----- AREA_CODE=d MEDIA=Other Groundwater -----

Analyte	Direct ingestion	Dermal contact while showering	Inh. of volatiles while showering	Inh. of volatiles from household use	Chemical Total	% of Total
Methylene chloride	7.1E-07	5.7E-09	5.5E-08	6.0E-07	1.4E-06	100.0
Pathway Total	7.1E-07	5.7E-09	5.5E-08	6.0E-07	1.4E-06	
Fraction of Total	5.2E-01	4.2E-03	4.0E-02	4.4E-01		

----- AREA_CODE=d MEDIA=RGAs Groundwater -----

Analyte	Direct ingestion	Dermal contact while showering	Inh. of volatiles while showering	Inh. of volatiles from household use	Chemical Total	% of Total
Aluminum						
Arsenic	1.1E-04	4.7E-07			1.1E-04	8.51
Barium						
Chromium						
Cobalt						

Table 5.9a Excess lifetime cancer risks from direct contact for the resident (continued)

----- AREA_CODE=d MEDIA=RGA Groundwater -----
(continued)

Analyte	Direct ingestion	Dermal contact while showering	Inh. of volatiles while showering	Inh. of volatiles from household use	Chemical Total	% of Total
Fluoride						
Iron						
Lead						
Manganese						
Silica						
Tetraoxo-sulfate(1-)						
Tin						
Uranium						
Vanadium						
Zinc						
Bis(2-ethylhexyl)phthalate	5.3E-07	1.1E-07			6.4E-07	0.05
Butyl benzyl phthalate						
Di-n-butyl phthalate						
Dimethylbenzene						
Ethylbenzene						
Methylene chloride	5.9E-06	4.7E-08	4.6E-07	5.0E-06	1.1E-05	0.85
Tetrachloroethene	4.9E-06	3.1E-06	6.7E-08	7.3E-07	8.8E-06	0.66
Trichloroethene	1.8E-04	3.2E-05	3.5E-05	3.7E-04	6.2E-04	46.39
cis-1,2-Dichloroethene						
Americium-241	4.2E-06				4.2E-06	0.32
Cesium-137	1.7E-05				1.7E-05	1.27
Cobalt-60	9.8E-08				9.8E-08	0.01
Plutonium-239	3.0E-07				3.0E-07	0.02
Radium-226	6.1E-06				6.1E-06	0.46
Radon-222			5.0E-04	5.3E-05	5.5E-04	41.12
Technetium-99	7.6E-07				7.6E-07	0.06
Uranium-234	1.3E-06				1.3E-06	0.10
Uranium-238	2.5E-06				2.5E-06	0.19
Pathway Total	3.4E-04	3.6E-05	5.3E-04	4.3E-04	1.3E-03	
Fraction of Total	2.5E-01	2.7E-02	4.0E-01	3.2E-01		

----- AREA_CODE=d MEDIA=UCRS Groundwater -----

Analyte	Direct ingestion	Dermal contact while showering	Inh. of volatiles while showering	Inh. of volatiles from household use	Chemical Total	% of Total
Aluminum						
Ammonia as Nitrogen						
Antimony						
Arsenic	1.0E-04	4.4E-07			1.1E-04	1.77
Barium						
Beryllium	1.4E-04	2.4E-05			1.6E-04	2.73
Cadmium						
Chromium						
Cobalt						
Fluoride						
Iron						
Kjeldahl Nitrogen						
Lead						
Manganese						
Mercury						
Nickel						
Nitrate as Nitrogen						
Nitrate/Nitrite						

Table 5.9a Excess lifetime cancer risks from direct contact for the resident (continued)

----- AREA_CODE=d MEDIA=UCRS Groundwater -----
(continued)

Analyte	Direct ingestion	Dermal contact while showering	Inh. of volatiles while showering	Inh. of volatiles from household use	Chemical Total	% of Total
Orthophosphate						
Selenium						
Silica						
Strontium						
Sulfate						
Sulfide						
Tetraoxo-sulfate(1-)						
Uranium						
Vanadium						
Zinc						
1,1-Dichloroethene	1.7E-04	2.6E-06	1.2E-04	1.3E-03	1.6E-03	27.13
1,2-Dichloroethane	3.5E-06	3.1E-08	1.2E-06	1.3E-05	1.8E-05	0.30
1,2-Dichloroethene						
Benzene	2.8E-06	1.0E-07	9.8E-07	1.1E-05	1.4E-05	0.24
Dimethylbenzene						
Ethylbenzene						
Fluorene						
Methylene chloride	8.6E-07	7.0E-09	6.7E-08	7.3E-07	1.7E-06	0.03
Naphthalene						
Phenanthrene						
Trichloroethene	1.0E-03	1.9E-04	2.0E-04	2.2E-03	3.6E-03	60.82
cis-1,2-Dichloroethene						
Neptunium-237	1.8E-05				1.8E-05	0.31
Radon-222			3.0E-04	3.2E-05	3.3E-04	5.56
Technetium-99	4.3E-06				4.3E-06	0.07
Thorium-228	3.8E-06				3.8E-06	0.06
Uranium-234	1.4E-05				1.4E-05	0.23
Uranium-235	1.5E-06				1.5E-06	0.02
Uranium-238	4.3E-05				4.3E-05	0.72
Pathway Total	1.5E-03	2.2E-04	6.2E-04	3.6E-03	6.0E-03	
Fraction of Total	2.6E-01	3.6E-02	1.0E-01	6.0E-01		

----- AREA_CODE=e MEDIA=McNairy Groundwater -----

Analyte	Direct ingestion	Dermal contact while showering	Inh. of volatiles while showering	Inh. of volatiles from household use	Chemical Total	% of Total
Aluminum						
Arsenic	4.1E-04	1.7E-06			4.1E-04	25.99
Barium						
Beryllium	8.3E-04	1.4E-04			9.7E-04	61.19
Cadmium						
Chromium						
Cobalt						
Fluoride						
Iron						
Manganese						
Nickel						
Silica						
Sulfate						
Tetraoxo-sulfate(1-)						
Uranium						
Vanadium						
Zinc						

Table 5.9a Excess lifetime cancer risks from direct contact for the resident (continued)

----- AREA_CODE=e MEDIA=McNairy Groundwater -----
(continued)

Analyte	Direct ingestion	Dermal contact while showering	Inh. of volatiles while showering	Inh. of volatiles from household use	Chemical Total	% of Total
Trichloroethene	3.9E-07	7.0E-08	7.5E-08	8.1E-07	1.3E-06	0.08
Radon-222			1.8E-04	2.0E-05	2.0E-04	12.71
Technetium-99	2.9E-07				2.9E-07	0.02
Pathway Total	1.2E-03	1.4E-04	1.8E-04	2.0E-05	1.6E-03	
Fraction of Total	7.8E-01	9.0E-02	1.1E-01	1.3E-02		

----- AREA_CODE=e MEDIA=RGA Groundwater -----

Analyte	Direct ingestion	Dermal contact while showering	Inh. of volatiles while showering	Inh. of volatiles from household use	Chemical Total	% of Total
Aluminum						
Arsenic	7.2E-05	3.0E-07			7.2E-05	3.66
Barium						
Beryllium	4.9E-04	8.3E-05			5.7E-04	29.05
Cadmium						
Cobalt						
Copper						
Fluoride						
Iron						
Manganese						
Molybdenum						
Silica						
Silver						
Sulfate						
Tetraoxo-sulfate(1-)						
Thallium						
Uranium						
Vanadium						
Zinc						
2-Butanone						
Dimethylbenzene						
Trichloroethene	2.9E-04	5.3E-05	5.6E-05	6.1E-04	1.0E-03	51.47
trans-1,2-Dichloroethene						
Cobalt-60	3.9E-07				3.9E-07	0.02
Radon-222			2.6E-04	2.8E-05	2.9E-04	14.91
Technetium-99	1.7E-05				1.7E-05	0.85
Thorium-230	6.7E-07				6.7E-07	0.03
Pathway Total	8.7E-04	1.4E-04	3.2E-04	6.4E-04	2.0E-03	
Fraction of Total	4.4E-01	6.9E-02	1.6E-01	3.3E-01		

----- AREA_CODE=e MEDIA=UCRS Groundwater -----

Analyte	Direct ingestion	Dermal contact while showering	Inh. of volatiles while showering	Inh. of volatiles from household use	Chemical Total	% of Total
Aluminum						
Arsenic	9.3E-05	3.8E-07			9.3E-05	43.37
Barium						
Chromium						

Table 5.9a Excess lifetime cancer risks from direct contact for the resident (continued)

----- AREA_CODE=e MEDIA=UCRS Groundwater -----						
(continued)						
Analyte	Direct ingestion	Dermal contact while showering	Inh. of volatiles while showering	Inh. of volatiles from household use	Chemical Total	% of Total
Fluoride						
Iron						
Manganese						
Nickel						
Silica						
Sulfate						
Tetraoxo-sulfate(1-)						
Vanadium						
Zinc						
Trichloroethene	2.7E-07	5.0E-08	5.3E-08	5.7E-07	9.5E-07	0.44
Radon-222			1.1E-04	1.2E-05	1.2E-04	56.19
Pathway Total	9.3E-05	4.3E-07	1.1E-04	1.2E-05	2.1E-04	
Fraction of Total	4.3E-01	2.0E-03	5.1E-01	5.7E-02		
----- AREA_CODE=f MEDIA=McNairy Groundwater -----						
Analyte	Direct ingestion	Dermal contact while showering	Inh. of volatiles while showering	Inh. of volatiles from household use	Chemical Total	% of Total
Barium						
Tetraoxo-sulfate(1-)						
Zinc						
Pathway Total						
Fraction of Total						
----- AREA_CODE=f MEDIA=RGA Groundwater -----						
Analyte	Direct ingestion	Dermal contact while showering	Inh. of volatiles while showering	Inh. of volatiles from household use	Chemical Total	% of Total
Aluminum						
Arsenic	7.4E-05	3.1E-07			7.4E-05	4.56
Barium						
Cadmium						
Chromium						
Copper						
Iron						
Manganese						
Silica						
Sulfate						
Tetraoxo-sulfate(1-)						
Vanadium						
Zinc						
1,1-Dichloroethene	6.4E-05	9.8E-07	4.6E-05	5.0E-04	6.1E-04	37.26
1,2-Dichloroethene						
Bis(2-ethylhexyl)phthalate	7.4E-06	1.6E-06			9.0E-06	0.55
Carbon tetrachloride	1.5E-06	8.5E-08	2.1E-07	2.3E-06	4.1E-06	0.25
Trichloroethene	1.6E-04	2.9E-05	3.0E-05	3.3E-04	5.5E-04	33.59
cis-1,2-Dichloroethene						
Plutonium-239	9.7E-07				9.7E-07	0.06

Table 5.9a Excess lifetime cancer risks from direct contact for the resident (continued)

----- AREA_CODE=f MEDIA=RGa Groundwater -----
(continued)

Analyte	Direct ingestion	Dermal contact while showering	Inh. of volatiles while showering	Inh. of volatiles from household use	Chemical Total	% of Total
Radon-222			3.5E-04	3.7E-05	3.9E-04	23.70
Technetium-99	4.3E-07				4.3E-07	0.03
Pathway Total	3.1E-04	3.2E-05	4.3E-04	8.7E-04	1.6E-03	
Fraction of Total	1.9E-01	1.9E-02	2.6E-01	5.3E-01		

----- AREA_CODE=f MEDIA=UCRS Groundwater -----

Analyte	Direct ingestion	Dermal contact while showering	Inh. of volatiles while showering	Inh. of volatiles from household use	Chemical Total	% of Total
Aluminum						
Barium						
Iron						
Manganese						
Silica						
Tetraoxo-sulfate(1-)						
Vanadium						
Zinc						
Trichloroethene	2.8E-07	5.2E-08	5.5E-08	6.0E-07	9.9E-07	0.29
Radon-222			3.1E-04	3.3E-05	3.4E-04	99.34
Technetium-99	1.3E-06				1.3E-06	0.38
Pathway Total	1.6E-06	5.2E-08	3.1E-04	3.4E-05	3.5E-04	
Fraction of Total	4.6E-03	1.5E-04	9.0E-01	9.8E-02		

----- AREA_CODE=g MEDIA=McNairy Groundwater -----

Analyte	Direct ingestion	Dermal contact while showering	Inh. of volatiles while showering	Inh. of volatiles from household use	Chemical Total	% of Total
Arsenic	7.1E-05	3.0E-07			7.1E-05	87.43
Mercury						
Silica						
Tetraoxo-sulfate(1-)						
Neptunium-237	2.5E-06				2.5E-06	3.02
Plutonium-239	8.2E-07				8.2E-07	1.01
Radium-226	7.0E-06				7.0E-06	8.54
Pathway Total	8.1E-05	3.0E-07			8.2E-05	
Fraction of Total	1.0E+00	3.6E-03				

----- AREA_CODE=g MEDIA=RGa Groundwater -----

Analyte	Direct ingestion	Dermal contact while showering	Inh. of volatiles while showering	Inh. of volatiles from household use	Chemical Total	% of Total
Aluminum						
Arsenic	7.1E-05	3.0E-07			7.2E-05	13.31

Table 5.9a Excess lifetime cancer risks from direct contact for the resident (continued)

----- AREA_CODE=g MEDIA=RGA Groundwater -----
(continued)

Analyte	Direct ingestion	Dermal contact while showering	Inh. of volatiles while showering	Inh. of volatiles from household use	Chemical Total	% of Total
Cadmium						
Chromium						
Iron						
Lead						
Manganese						
Nickel						
Silica						
Tetraoxo-sulfate(1-)						
Zinc						
Trichloroethene	2.1E-07	3.8E-08	4.0E-08	4.4E-07	7.3E-07	0.13
Neptunium-237	1.7E-06				1.7E-06	0.31
Radium-226	2.7E-06				2.7E-06	0.51
Radon-222			4.2E-04	4.4E-05	4.6E-04	85.48
Technetium-99	8.3E-07				8.3E-07	0.15
Thorium-230	5.5E-07				5.5E-07	0.10
Pathway Total	7.7E-05	3.3E-07	4.2E-04	4.5E-05	5.4E-04	
Fraction of Total	1.4E-01	6.2E-04	7.7E-01	8.3E-02		

----- AREA_CODE=g MEDIA=UCRS Groundwater -----

Analyte	Direct ingestion	Dermal contact while showering	Inh. of volatiles while showering	Inh. of volatiles from household use	Chemical Total	% of Total
Aluminum						
Chromium						
Manganese						
Nitrate as Nitrogen						
Silica						
Tetraoxo-sulfate(1-)						
Vanadium						
Zinc						
Neptunium-237	7.4E-07				7.4E-07	0.16
Plutonium-239	6.9E-07				6.9E-07	0.15
Radium-226	7.7E-06				7.7E-06	1.70
Radon-222			4.0E-04	4.3E-05	4.5E-04	97.79
Technetium-99	9.0E-07				9.0E-07	0.20
Pathway Total	1.0E-05		4.0E-04	4.3E-05	4.6E-04	
Fraction of Total	2.2E-02		8.8E-01	9.4E-02		

----- AREA_CODE=h MEDIA=McNairy Groundwater -----

Analyte	Direct ingestion	Dermal contact while showering	Inh. of volatiles while showering	Inh. of volatiles from household use	Chemical Total	% of Total
Fluoride						
Silica						
Tetraoxo-sulfate(1-)						
Radium-226	6.7E-06				6.7E-06	3.36
Radon-222			1.7E-04	1.8E-05	1.9E-04	96.14
Thorium-230	9.9E-07				9.9E-07	0.50

Table 5.9a Excess lifetime cancer risks from direct contact for the resident (continued)

----- AREA_CODE=h MEDIA=McNairy Groundwater ----- (continued)						
Analyte	Direct ingestion	Dermal contact while showering	Inh. of volatiles while showering	Inh. of volatiles from household use	Chemical Total	% of Total
Pathway Total	7.6E-06		1.7E-04	1.8E-05	2.0E-04	
Fraction of Total	3.9E-02		8.7E-01	9.3E-02		

----- AREA_CODE=h MEDIA=Other Groundwater -----						
Analyte	Direct ingestion	Dermal contact while showering	Inh. of volatiles while showering	Inh. of volatiles from household use	Chemical Total	% of Total
Antimony						
Barium						
Chromium						
Fluoride						
Iron						
Manganese						
Mercury						
Nickel						
Nitrate as Nitrogen						
Silica						
Tetraoxo-sulfate(1-)						
Thallium						
Vanadium						
Zinc						
Neptunium-237	7.1E-07				7.1E-07	0.11
Radium-226	2.7E-06				2.7E-06	0.43
Radon-222			5.6E-04	6.0E-05	6.2E-04	99.36
Thorium-230	5.9E-07				5.9E-07	0.09
Pathway Total	4.0E-06		5.6E-04	6.0E-05	6.3E-04	
Fraction of Total	6.4E-03		9.0E-01	9.6E-02		

----- AREA_CODE=h MEDIA=RGA Groundwater -----						
Analyte	Direct ingestion	Dermal contact while showering	Inh. of volatiles while showering	Inh. of volatiles from household use	Chemical Total	% of Total
Aluminum						
Arsenic	7.9E-05	3.3E-07			8.0E-05	24.33
Barium						
Chromium						
Iron						
Manganese						
Nitrate as Nitrogen						
Tetraoxo-sulfate(1-)						
Uranium						
Vanadium						
Trichloroethene	2.5E-07	4.5E-08	4.8E-08	5.2E-07	8.7E-07	0.26
cis-1,2-Dichloroethene						
Radon-222			2.2E-04	2.4E-05	2.5E-04	75.19
Technetium-99	6.8E-07				6.8E-07	0.21
Pathway Total	8.0E-05	3.7E-07	2.2E-04	2.4E-05	3.3E-04	
Fraction of Total	2.5E-01	1.1E-03	6.8E-01	7.4E-02		

Table 5.9a Excess lifetime cancer risks from direct contact for the resident (continued)

----- AREA_CODE=h MEDIA=UCRS Groundwater -----

Analyte	Direct ingestion	Dermal contact while showering	Inh. of volatiles while showering	Inh. of volatiles from household use	Chemical Total	% of Total
Aluminum						
Barium						
Iron						
Manganese						
Nickel						
Nitrate as Nitrogen						
Silica						
Tetraoxo-sulfate(1-)						
Vanadium						
Zinc						
Radon-222			1.8E-04	1.9E-05	2.0E-04	100.0
Pathway Total			1.8E-04	1.9E-05	2.0E-04	
Fraction of Total			9.0E-01	9.7E-02		

----- AREA_CODE=i MEDIA=McNairy Groundwater -----

Analyte	Direct ingestion	Dermal contact while showering	Inh. of volatiles while showering	Inh. of volatiles from household use	Chemical Total	% of Total
Manganese						
Silica						
Tetraoxo-sulfate(1-)						
Vanadium						
Pathway Total						
Fraction of Total						

----- AREA_CODE=i MEDIA=RGA Groundwater -----

Analyte	Direct ingestion	Dermal contact while showering	Inh. of volatiles while showering	Inh. of volatiles from household use	Chemical Total	% of Total
Aluminum						
Antimony						
Arsenic	7.7E-05	3.2E-07			7.7E-05	4.65
Barium						
Beryllium	6.5E-04	1.1E-04			7.6E-04	45.75
Bicarbonate						
Boron						
Cadmium						
Cerium						
Chromium						
Cobalt						
Copper						
Fluoride						
Gallium						
Iron						
Lithium						
Manganese						
Mercury						
Nickel						
Selenium						

Table 5.9a Excess lifetime cancer risks from direct contact for the resident (continued)

----- AREA_CODE=i MEDIA=RGA Groundwater -----						
(continued)						
Analyte	Direct ingestion	Dermal contact while showering	Inh. of volatiles while showering	Inh. of volatiles from household use	Chemical Total	% of Total
Silica						
Silver						
Sulfate						
Tetraoxo-sulfate(1-)						
Thorium						
Titanium						
Uranium						
Vanadium						
Zinc						
Zirconium						
1,2-Dichlorobenzene						
1,2-Dichloroethene						
1,3,5-Trimethylbenzene						
1,4-Dichlorobenzene	2.8E-08	3.3E-09			3.2E-08	0.00
4-Bromofluorobenzene						
4-Methyl-2-pentanone						
Acetone						
Acrylonitrile	1.0E-04	3.1E-07	1.6E-05	1.8E-04	2.9E-04	17.74
Benzene	5.5E-07	2.0E-08	2.0E-07	2.1E-06	2.9E-06	0.17
Bis(2-ethylhexyl)phthalate	1.4E-06	3.0E-07			1.7E-06	0.10
Bromomethane						
Carbazole	3.3E-06	7.3E-07			4.0E-06	0.24
Chloroform	2.3E-07	1.8E-08	1.1E-06	1.2E-05	1.3E-05	0.79
Chloromethane	4.9E-07	4.4E-09	8.5E-08	9.2E-07	1.5E-06	0.09
Chrysene	8.3E-08	3.7E-07			4.5E-07	0.03
Di-n-butyl phthalate						
Dimethylbenzene						
Ethanol						
Ethylbenzene						
Methylene chloride	5.1E-07	4.1E-09	3.9E-08	4.3E-07	9.8E-07	0.06
PCB-1254	3.2E-06	2.1E-06			5.3E-06	0.32
Polychlorinated biphenyl	7.6E-07	5.0E-07			1.3E-06	0.08
Tetrachloroethene	2.0E-06	1.2E-06	2.7E-08	2.9E-07	3.5E-06	0.21
Trichloroethene	8.5E-07	1.5E-07	1.6E-07	1.8E-06	3.0E-06	0.18
Vinyl chloride	3.6E-05	4.5E-07	2.0E-06	2.2E-05	6.0E-05	3.64
m,p-Xylene						
trans-1,3-Dichloropropene						
Americium-241	3.4E-06				3.4E-06	0.20
Cesium-137	3.5E-07				3.5E-07	0.02
Cobalt-60	3.6E-07				3.6E-07	0.02
Radium-226	4.9E-06				4.9E-06	0.30
Radon-222			3.8E-04	4.0E-05	4.2E-04	25.27
Technetium-99	2.1E-06				2.1E-06	0.12
Pathway Total	8.9E-04	1.2E-04	4.0E-04	2.6E-04	1.7E-03	
Fraction of Total	5.4E-01	7.0E-02	2.4E-01	1.5E-01		

----- AREA_CODE=i MEDIA=UCRS Groundwater -----						
Analyte	Direct ingestion	Dermal contact while showering	Inh. of volatiles while showering	Inh. of volatiles from household use	Chemical Total	% of Total
Aluminum						
Antimony						
Arsenic	1.9E-04	7.8E-07			1.9E-04	32.92

Table 5.9a Excess lifetime cancer risks from direct contact for the resident (continued)

----- AREA_CODE=i MEDIA=UCRS Groundwater -----
(continued)

Analyte	Direct ingestion	Dermal contact while showering	Inh. of volatiles while showering	Inh. of volatiles from household use	Chemical Total	% of Total
Barium						
Cadmium						
Chromium						
Cobalt						
Copper						
Fluoride						
Iron						
Lead						
Manganese						
Mercury						
Nickel						
Silica						
Silver						
Sulfate						
Tetraoxo-sulfate(1-)						
Thallium						
Uranium						
Vanadium						
Zinc						
Benzene	1.4E-06	5.0E-08	4.8E-07	5.2E-06	7.1E-06	1.24
Bromodichloromethane	3.0E-06	3.0E-08			3.0E-06	0.52
Chloroform	3.3E-07	2.5E-08	1.6E-06	1.7E-05	1.9E-05	3.27
Dibromochloromethane	3.2E-06	3.5E-08			3.2E-06	0.56
Ethanol						
Methylene chloride	6.1E-07	4.9E-09	4.8E-08	5.2E-07	1.2E-06	0.21
Trichloroethene	7.1E-07	1.3E-07	1.4E-07	1.5E-06	2.5E-06	0.43
Cesium-137	7.4E-07				7.4E-07	0.13
Cobalt-60	6.7E-07				6.7E-07	0.12
Radium-226	5.1E-06				5.1E-06	0.88
Radon-222			3.1E-04	3.3E-05	3.4E-04	59.55
Technetium-99	1.1E-06				1.1E-06	0.19
Pathway Total	2.1E-04	1.1E-06	3.1E-04	5.7E-05	5.8E-04	
Fraction of Total	3.6E-01	1.8E-03	5.4E-01	9.9E-02		

----- AREA_CODE=j MEDIA=McNairy Groundwater -----

Analyte	Direct ingestion	Dermal contact while showering	Inh. of volatiles while showering	Inh. of volatiles from household use	Chemical Total	% of Total
Aluminum						
Arsenic	2.4E-03	1.0E-05			2.4E-03	100.0
Manganese						
Molybdenum						
Sulfate						
Pathway Total	2.4E-03	1.0E-05			2.4E-03	
Fraction of Total	1.0E+00	4.1E-03				

Table 5.9a Excess lifetime cancer risks from direct contact for the resident (continued)

----- AREA_CODE=j MEDIA=RGa Groundwater -----

Analyte	Direct ingestion	Dermal contact while showering	Inh. of volatiles while showering	Inh. of volatiles from household use	Chemical Total	% of Total
Aluminum						
Arsenic	1.2E-04	5.1E-07			1.2E-04	100.0
Iron						
Manganese						
Molybdenum						
Silica						
Sulfate						
Thallium						
Vanadium						
Pathway Total	1.2E-04	5.1E-07			1.2E-04	
Fraction of Total	1.0E+00	4.1E-03				

----- AREA_CODE=k MEDIA=Other Groundwater -----

Analyte	Direct ingestion	Dermal contact while showering	Inh. of volatiles while showering	Inh. of volatiles from household use	Chemical Total	% of Total
Aluminum						
Ammonia as Nitrogen						
Antimony						
Arsenic	7.7E-05	3.2E-07			7.7E-05	1.51
Barium						
Beryllium	4.9E-04	8.3E-05			5.7E-04	11.12
Cadmium						
Chromium						
Cobalt						
Fluoride						
Iron						
Kjeldahl Nitrogen						
Lead						
Manganese						
Mercury						
Nickel						
Nitrate as Nitrogen						
Silica						
Strontium						
Sulfate						
Sulfide						
Tetraoxo-sulfate(1-)						
Tin						
Uranium						
Vanadium						
Zinc						
1,1-Dichloroethane						
1,1-Dichloroethene	3.0E-04	4.6E-06	2.2E-04	2.3E-03	2.9E-03	56.01
1,2-Dichloroethene						
Acetone						
Di-n-butyl phthalate						
Methylene chloride	6.3E-07	5.1E-09	4.9E-08	5.3E-07	1.2E-06	0.02
Naphthalene						
Phenanthrene						
Trichloroethene	6.8E-06	1.2E-06	1.3E-06	1.4E-05	2.4E-05	0.46
Vinyl chloride	5.4E-04	6.7E-06	3.0E-05	3.3E-04	9.1E-04	17.72
cis-1,2-Dichloroethene						
Neptunium-237	2.5E-06				2.5E-06	0.05

Table 5.9a Excess lifetime cancer risks from direct contact for the resident (continued)

----- AREA_CODE=k MEDIA=Other Groundwater -----
(continued)

Analyte	Direct ingestion	Dermal contact while showering	Inh. of volatiles while showering	Inh. of volatiles from household use	Chemical Total	% of Total
Radium-226	4.7E-06				4.7E-06	0.09
Radon-222			5.9E-04	6.3E-05	6.5E-04	12.78
Technetium-99	3.7E-07				3.7E-07	0.01
Thorium-228	4.7E-06				4.7E-06	0.09
Uranium-234	2.4E-06				2.4E-06	0.05
Uranium-235	3.2E-07				3.2E-07	0.01
Uranium-238	3.6E-06				3.6E-06	0.07
Pathway Total	1.4E-03	9.6E-05	8.4E-04	2.7E-03	5.1E-03	
Fraction of Total	2.8E-01	1.9E-02	1.6E-01	5.4E-01		

----- AREA_CODE=1 MEDIA=McNairy Groundwater -----

Analyte	Direct ingestion	Dermal contact while showering	Inh. of volatiles while showering	Inh. of volatiles from household use	Chemical Total	% of Total
Aluminum						
Antimony						
Nitrate as Nitrogen						
Silica						
Tetraoxo-sulfate(1-)						
Thallium						
Zinc						
Trichloroethene	9.3E-05	1.7E-05	1.8E-05	1.9E-04	3.2E-04	98.94
Technetium-99	3.4E-06				3.4E-06	1.06
Pathway Total	9.6E-05	1.7E-05	1.8E-05	1.9E-04	3.3E-04	
Fraction of Total	3.0E-01	5.2E-02	5.5E-02	6.0E-01		

----- AREA_CODE=1 MEDIA=Other Groundwater -----

Analyte	Direct ingestion	Dermal contact while showering	Inh. of volatiles while showering	Inh. of volatiles from household use	Chemical Total	% of Total
Methylene chloride	7.1E-07	5.7E-09	5.5E-08	6.0E-07	1.4E-06	100.0
Pathway Total	7.1E-07	5.7E-09	5.5E-08	6.0E-07	1.4E-06	
Fraction of Total	5.2E-01	4.2E-03	4.0E-02	4.4E-01		

----- AREA_CODE=1 MEDIA=RGa Groundwater -----

Analyte	Direct ingestion	Dermal contact while showering	Inh. of volatiles while showering	Inh. of volatiles from household use	Chemical Total	% of Total
Aluminum						
Arsenic	9.3E-05	3.8E-07			9.3E-05	0.03
Barium						
Beryllium	4.8E-04	8.2E-05			5.7E-04	0.19
Cadmium						

Table 5.9a Excess lifetime cancer risks from direct contact for the resident (continued)

----- AREA_CODE=1 MEDIA=RGA Groundwater ----- (continued)						
Analyte	Direct ingestion	Dermal contact while showering	Inh. of volatiles while showering	Inh. of volatiles from household use	Chemical Total	% of Total
Chromium						
Cobalt						
Fluoride						
Iron						
Lead						
Manganese						
Mercury						
Molybdenum						
Nitrate as Nitrogen						
Selenium						
Silica						
Sulfate						
Tetraoxo-sulfate(1-)						
Thallium						
Tin						
Uranium						
Vanadium						
Zinc						
1,1,2-Trichloroethane	2.2E-06	3.8E-08	7.7E-07	8.3E-06	1.1E-05	0.00
1,1-Dichloroethene	7.4E-04	1.1E-05	5.2E-04	5.7E-03	7.0E-03	2.36
1,2-Dichloroethane	1.9E-06	1.7E-08	6.7E-07	7.3E-06	9.9E-06	0.00
Acetone						
Bis(2-ethylhexyl)phthalate	5.3E-07	1.1E-07			6.4E-07	0.00
Butyl benzyl phthalate						
Carbon tetrachloride	3.9E-04	2.3E-05	5.7E-05	6.2E-04	1.1E-03	0.37
Chlorobenzene						
Chloroform	1.6E-06	1.2E-07	7.6E-06	8.3E-05	9.2E-05	0.03
Di-n-butyl phthalate						
Dimethylbenzene						
Ethane						
Ethylbenzene						
Ethylene						
Methylene chloride	1.8E-06	1.4E-08	1.4E-07	1.5E-06	3.4E-06	0.00
Tetrachloroethene	3.2E-04	2.0E-04	4.3E-06	4.7E-05	5.7E-04	0.19
Trichloroethene	2.9E-03	5.3E-04	5.6E-04	6.1E-03	1.0E-02	3.43
Vinyl chloride	1.5E-01	2.0E-03	9.2E-03	9.5E-02	2.4E-01	93.13
cis-1,2-Dichloroethene						
trans-1,2-Dichloroethene						
Americium-241	4.0E-06				4.0E-06	0.00
Cesium-137	1.7E-05				1.7E-05	0.01
Cobalt-60	4.6E-07				4.6E-07	0.00
Neptunium-237	6.5E-06				6.5E-06	0.00
Plutonium-239	2.7E-07				2.7E-07	0.00
Radium-226	3.5E-04				3.5E-04	0.12
Radon-222			2.8E-04	3.0E-05	3.1E-04	0.11
Technetium-99	1.3E-05				1.3E-05	0.00
Thorium-230	5.2E-07				5.2E-07	0.00
Uranium-234	1.9E-06				1.9E-06	0.00
Uranium-235	1.6E-06				1.6E-06	0.00
Uranium-235/236	1.6E-07				1.6E-07	0.00
Uranium-238	3.5E-05				3.5E-05	0.01
Pathway Total	1.6E-01	2.9E-03	1.1E-02	1.1E-01	2.6E-01	
Fraction of Total	5.7E-01	9.8E-03	3.6E-02	3.8E-01		

Table 5.9a Excess lifetime cancer risks from direct contact for the resident (continued)

----- AREA_CODE=1 MEDIA=UCRS Groundwater -----						
Analyte	Direct ingestion	Dermal contact while showering	Inh. of volatiles while showering	Inh. of volatiles from household use	Chemical Total	% of Total
Aluminum						
Ammonia as Nitrogen						
Antimony						
Arsenic	4.1E-04	1.7E-06			4.1E-04	0.12
Barium						
Beryllium	1.4E-04	2.4E-05			1.6E-04	0.05
Cadmium						
Chromium						
Cobalt						
Fluoride						
Iron						
Kjeldahl Nitrogen						
Lead						
Manganese						
Mercury						
Molybdenum						
Nickel						
Nitrate as Nitrogen						
Nitrate/Nitrite						
Orthophosphate						
Selenium						
Silica						
Strontium						
Sulfate						
Sulfide						
Tetraoxo-sulfate(1-)						
Thallium						
Tin						
Uranium						
Vanadium						
Zinc						
1,1-Dichloroethene	2.3E-03	3.5E-05	1.6E-03	1.7E-02	2.1E-02	6.14
1,2-Dichloroethane	3.5E-06	3.1E-08	1.2E-06	1.3E-05	1.8E-05	0.01
1,2-Dichloroethene						
2,4-Dimethylphenol						
Benzene	4.3E-06	1.6E-07	1.5E-06	1.7E-05	2.3E-05	0.01
Bis(2-ethylhexyl)phthalate	2.7E-07	5.6E-08			3.2E-07	0.00
Chloroethane						
Chloroform	2.0E-06	1.5E-07	9.3E-06	1.0E-04	1.1E-04	0.03
Di-n-butyl phthalate						
Dimethylbenzene						
Ethane						
Ethylbenzene						
Ethylene						
Fluorene						
Isophorone	9.1E-08	1.4E-09			9.2E-08	0.00
Methylene chloride	1.5E-06	1.2E-08	1.1E-07	1.2E-06	2.8E-06	0.00
Naphthalene						
Phenanthrene						
Trichloroethene	7.0E-03	1.3E-03	1.3E-03	1.5E-02	2.4E-02	6.93
Vinyl chloride	1.6E-01	2.2E-03	1.0E-02	1.0E-01	2.6E-01	86.51
cis-1,2-Dichloroethene						
trans-1,2-Dichloroethene						
Americium-241	2.9E-06				2.9E-06	0.00
Cobalt-60	5.9E-07				5.9E-07	0.00
Neptunium-237	3.9E-06				3.9E-06	0.00
Plutonium-239	1.6E-06				1.6E-06	0.00
Radium-226	3.5E-06				3.5E-06	0.00
Radon-222			6.3E-04	6.8E-05	7.0E-04	0.20

Table 5.9a Excess lifetime cancer risks from direct contact for the resident (continued)

----- AREA_CODE=l MEDIA=UCRS Groundwater -----
(continued)

Analyte	Direct ingestion	Dermal contact while showering	Inh. of volatiles while showering	Inh. of volatiles from household use	Chemical Total	% of Total
Technetium-99	6.6E-06				6.6E-06	0.00
Thorium-228	3.8E-06				3.8E-06	0.00
Uranium-234	5.0E-06				5.0E-06	0.00
Uranium-235	1.1E-06				1.1E-06	0.00
Uranium-235/236	9.7E-08				9.7E-08	0.00
Uranium-238	1.9E-05				1.9E-05	0.01
Pathway Total	1.7E-01	3.6E-03	1.4E-02	1.3E-01	2.9E-01	
Fraction of Total	5.4E-01	1.0E-02	3.9E-02	4.1E-01		

----- AREA_CODE=m MEDIA=McNairy Groundwater -----

Analyte	Direct ingestion	Dermal contact while showering	Inh. of volatiles while showering	Inh. of volatiles from household use	Chemical Total	% of Total
Aluminum						
Arsenic	1.6E-04	6.7E-07			1.6E-04	16.22
Barium						
Beryllium	5.6E-04	9.5E-05			6.5E-04	65.41
Cadmium						
Chromium						
Cobalt						
Fluoride						
Iron						
Manganese						
Mercury						
Molybdenum						
Nickel						
Silica						
Sulfate						
Tetraoxo-sulfate(1-)						
Uranium						
Vanadium						
Zinc						
Trichloroethene	3.2E-07	5.7E-08	6.1E-08	6.6E-07	1.1E-06	0.11
Neptunium-237	2.2E-07				2.2E-07	0.02
Plutonium-239	3.9E-07				3.9E-07	0.04
Radium-226	5.4E-06				5.4E-06	0.54
Radon-222			1.6E-04	1.7E-05	1.7E-04	17.58
Technetium-99	2.7E-07				2.7E-07	0.03
Thorium-230	4.4E-07				4.4E-07	0.04
Pathway Total	7.2E-04	9.5E-05	1.6E-04	1.8E-05	9.9E-04	
Fraction of Total	7.3E-01	9.6E-02	1.6E-01	1.8E-02		

----- AREA_CODE=m MEDIA=Other Groundwater -----

Analyte	Direct ingestion	Dermal contact while showering	Inh. of volatiles while showering	Inh. of volatiles from household use	Chemical Total	% of Total
Aluminum						
Ammonia as Nitrogen						

Table 5.9a Excess lifetime cancer risks from direct contact for the resident (continued)

----- AREA_CODE=m MEDIA=Other Groundwater -----						
(continued)						
Analyte	Direct ingestion	Dermal contact while showering	Inh. of volatiles while showering	Inh. of volatiles from household use	Chemical Total	% of Total
Antimony						
Arsenic	7.5E-05	3.1E-07			7.6E-05	1.59
Barium						
Beryllium	2.2E-04	3.8E-05			2.6E-04	5.49
Cadmium						
Chromium						
Cobalt						
Fluoride						
Iron						
Kjeldahl Nitrogen						
Lead						
Manganese						
Mercury						
Nickel						
Nitrate as Nitrogen						
Silica						
Strontium						
Sulfate						
Sulfide						
Tetraoxo-sulfate(1-)						
Thallium						
Tin						
Uranium						
Vanadium						
Zinc						
1,1-Dichloroethane						
1,1-Dichloroethene	3.0E-04	4.5E-06	2.1E-04	2.3E-03	2.8E-03	59.59
1,2-Dichloroethene						
Acetone						
Di-n-butyl phthalate						
Methylene chloride	6.3E-07	5.1E-09	4.9E-08	5.3E-07	1.2E-06	0.03
Naphthalene						
Phenanthrene						
Trichloroethene	5.1E-06	9.2E-07	9.8E-07	1.1E-05	1.8E-05	0.37
Vinyl chloride	5.4E-04	6.7E-06	3.0E-05	3.3E-04	9.1E-04	19.09
cis-1,2-Dichloroethene						
Neptunium-237	8.5E-07				8.5E-07	0.02
Radium-226	2.8E-06				2.8E-06	0.06
Radon-222			5.8E-04	6.2E-05	6.4E-04	13.51
Technetium-99	3.5E-07				3.5E-07	0.01
Thorium-228	4.7E-06				4.7E-06	0.10
Thorium-230	5.3E-07				5.3E-07	0.01
Uranium-234	2.4E-06				2.4E-06	0.05
Uranium-235	3.2E-07				3.2E-07	0.01
Uranium-238	3.6E-06				3.6E-06	0.08
Pathway Total	1.2E-03	5.0E-05	8.2E-04	2.7E-03	4.7E-03	
Fraction of Total	2.4E-01	1.1E-02	1.7E-01	5.7E-01		

----- AREA_CODE=m MEDIA=RGa Groundwater -----						
Analyte	Direct ingestion	Dermal contact while showering	Inh. of volatiles while showering	Inh. of volatiles from household use	Chemical Total	% of Total
Aluminum						

Table 5.9a Excess lifetime cancer risks from direct contact for the resident (continued)

----- AREA_CODE=m MEDIA=RGA Groundwater ----- (continued)						
Analyte	Direct ingestion	Dermal contact while showering	Inh. of volatiles while showering	Inh. of volatiles from household use	Chemical Total	% of Total
Antimony						
Arsenic	7.5E-05	3.1E-07			7.5E-05	1.85
Barium						
Beryllium	5.8E-04	9.9E-05			6.8E-04	16.82
Bicarbonate						
Boron						
Cadmium						
Cerium						
Chromium						
Cobalt						
Copper						
Fluoride						
Gallium						
Iron						
Lead						
Lithium						
Manganese						
Mercury						
Molybdenum						
Nickel						
Nitrate as Nitrogen						
Selenium						
Silica						
Silver						
Sulfate						
Tetraoxo-sulfate(1-)						
Thallium						
Thorium						
Titanium						
Uranium						
Vanadium						
Zinc						
Zirconium						
1,1-Dichloroethene	2.3E-04	3.5E-06	1.6E-04	1.8E-03	2.1E-03	52.83
1,2-Dichlorobenzene						
1,2-Dichloroethene						
1,3,5-Trimethylbenzene						
1,4-Dichlorobenzene	2.8E-08	3.3E-09			3.2E-08	0.00
2-Butanone						
4-Bromofluorobenzene						
4-Methyl-2-pentanone						
Acetone						
Acrylonitrile	1.0E-04	3.1E-07	1.6E-05	1.8E-04	2.9E-04	7.24
Benzene	5.5E-07	2.0E-08	2.0E-07	2.1E-06	2.9E-06	0.07
Bis(2-ethylhexyl)phthalate	1.6E-06	3.3E-07			1.9E-06	0.05
Bromomethane						
Carbazole	4.3E-06	9.6E-07			5.3E-06	0.13
Carbon tetrachloride	1.5E-06	8.5E-08	2.1E-07	2.3E-06	4.1E-06	0.10
Chloroform	2.3E-07	1.8E-08	1.1E-06	1.2E-05	1.3E-05	0.32
Chloromethane	4.9E-07	4.4E-09	8.5E-08	9.2E-07	1.5E-06	0.04
Chrysene	8.3E-08	3.7E-07			4.5E-07	0.01
Di-n-butyl phthalate						
Dimethylbenzene						
Ethanol						
Ethylbenzene						
Methylene chloride	5.1E-07	4.1E-09	4.0E-08	4.3E-07	9.9E-07	0.02
PCB-1254	3.2E-06	2.1E-06			5.3E-06	0.13
Polychlorinated biphenyl	7.6E-07	5.0E-07			1.3E-06	0.03

Table 5.9a Excess lifetime cancer risks from direct contact for the resident (continued)

----- AREA_CODE=m MEDIA=RGA Groundwater -----
(continued)

Analyte	Direct ingestion	Dermal contact while showering	Inh. of volatiles while showering	Inh. of volatiles from household use	Chemical Total	% of Total
Tetrachloroethene	2.0E-06	1.2E-06	2.7E-08	2.9E-07	3.5E-06	0.09
Trichloroethene	1.2E-04	2.2E-05	2.4E-05	2.6E-04	4.2E-04	10.44
Vinyl chloride	3.6E-05	4.5E-07	2.0E-06	2.2E-05	6.0E-05	1.49
cis-1,2-Dichloroethene						
m,p-Xylene						
trans-1,2-Dichloroethene						
trans-1,3-Dichloropropene						
Americium-241	1.9E-06				1.9E-06	0.05
Cesium-137	2.9E-07				2.9E-07	0.01
Cobalt-60	3.7E-07				3.7E-07	0.01
Neptunium-237	1.2E-06				1.2E-06	0.03
Plutonium-239	2.5E-07				2.5E-07	0.01
Radium-226	3.1E-06				3.1E-06	0.08
Radon-222			3.0E-04	3.2E-05	3.3E-04	8.04
Technetium-99	4.6E-06				4.6E-06	0.11
Thorium-230	4.6E-07				4.6E-07	0.01
Pathway Total	1.2E-03	1.3E-04	5.0E-04	2.3E-03	4.1E-03	
Fraction of Total	2.9E-01	3.2E-02	1.2E-01	5.6E-01		

----- AREA_CODE=m MEDIA=UCRS Groundwater -----

Analyte	Direct ingestion	Dermal contact while showering	Inh. of volatiles while showering	Inh. of volatiles from household use	Chemical Total	% of Total
Aluminum						
Antimony						
Arsenic	1.1E-04	4.7E-07			1.1E-04	24.53
Barium						
Cadmium						
Chromium						
Cobalt						
Copper						
Fluoride						
Iron						
Lead						
Manganese						
Mercury						
Nickel						
Nitrate as Nitrogen						
Silica						
Silver						
Sulfate						
Tetraoxo-sulfate(1-)						
Thallium						
Uranium						
Vanadium						
Zinc						
Benzene	1.7E-06	6.4E-08	6.2E-07	6.7E-06	9.1E-06	1.95
Bromodichloromethane	1.1E-05	1.1E-07			1.1E-05	2.29
Chloroform	1.2E-06	9.4E-08	5.9E-06	6.4E-05	7.1E-05	15.16
Dibromochloromethane	3.2E-06	3.5E-08			3.2E-06	0.69
Ethanol						
Methylene chloride	6.0E-07	4.9E-09	4.7E-08	5.1E-07	1.2E-06	0.25
Trichloroethene	7.8E-07	1.4E-07	1.5E-07	1.6E-06	2.7E-06	0.58

Table 5.9a Excess lifetime cancer risks from direct contact for the resident (continued)

----- AREA_CODE=m MEDIA=UCRS Groundwater -----
(continued)

Analyte	Direct ingestion	Dermal contact while showering	Inh. of volatiles while showering	Inh. of volatiles from household use	Chemical Total	% of Total
Cesium-137	7.4E-07				7.4E-07	0.16
Cobalt-60	6.7E-07				6.7E-07	0.14
Neptunium-237	7.4E-07				7.4E-07	0.16
Plutonium-239	6.9E-07				6.9E-07	0.15
Radium-226	5.3E-06				5.3E-06	1.13
Radon-222			2.2E-04	2.4E-05	2.5E-04	52.63
Technetium-99	8.0E-07				8.0E-07	0.17
Pathway Total	1.4E-04	9.2E-07	2.3E-04	9.6E-05	4.7E-04	
Fraction of Total	3.0E-01	2.0E-03	4.9E-01	2.1E-01		

----- AREA_CODE=n MEDIA=McNairy Groundwater -----

Analyte	Direct ingestion	Dermal contact while showering	Inh. of volatiles while showering	Inh. of volatiles from household use	Chemical Total	% of Total
Aluminum						
Antimony						
Arsenic	1.3E-04	5.5E-07			1.3E-04	12.68
Barium						
Beryllium	5.6E-04	9.5E-05			6.6E-04	62.15
Cadmium						
Chromium						
Cobalt						
Fluoride						
Iron						
Manganese						
Mercury						
Molybdenum						
Nickel						
Nitrate as Nitrogen						
Silica						
Sulfate						
Tetraoxo-sulfate(1-)						
Thallium						
Uranium						
Vanadium						
Zinc						
Trichloroethene	3.5E-05	6.3E-06	6.7E-06	7.3E-05	1.2E-04	11.48
Neptunium-237	5.6E-07				5.6E-07	0.05
Plutonium-239	3.2E-07				3.2E-07	0.03
Radium-226	4.7E-06				4.7E-06	0.44
Radon-222			1.2E-04	1.3E-05	1.4E-04	12.99
Technetium-99	1.4E-06				1.4E-06	0.13
Thorium-230	3.5E-07				3.5E-07	0.03
Pathway Total	7.3E-04	1.0E-04	1.3E-04	8.6E-05	1.1E-03	
Fraction of Total	7.0E-01	9.7E-02	1.2E-01	8.2E-02		

Table 5.9a Excess lifetime cancer risks from direct contact for the resident (continued)

----- AREA_CODE=n MEDIA=Other Groundwater -----

Analyte	Direct ingestion	Dermal contact while showering	Inh. of volatiles while showering	Inh. of volatiles from household use	Chemical Total	% of Total
Aluminum						
Ammonia as Nitrogen						
Antimony						
Arsenic	7.5E-05	3.1E-07			7.6E-05	1.61
Barium						
Beryllium	2.2E-04	3.8E-05			2.6E-04	5.53
Cadmium						
Chromium						
Cobalt						
Fluoride						
Iron						
Kjeldahl Nitrogen						
Lead						
Manganese						
Mercury						
Nickel						
Nitrate as Nitrogen						
Silica						
Strontium						
Sulfate						
Sulfide						
Tetraoxo-sulfate(1-)						
Thallium						
Tin						
Uranium						
Vanadium						
Zinc						
1,1-Dichloroethane						
1,1-Dichloroethene	3.0E-04	4.5E-06	2.1E-04	2.3E-03	2.8E-03	59.29
1,2-Dichloroethene						
Acetone						
Di-n-butyl phthalate						
Methylene chloride	6.0E-07	4.9E-09	4.7E-08	5.1E-07	1.2E-06	0.02
Naphthalene						
Phenanthrene						
Trichloroethene	5.0E-06	9.1E-07	9.7E-07	1.1E-05	1.7E-05	0.37
Vinyl chloride	5.4E-04	6.7E-06	3.0E-05	3.3E-04	9.1E-04	19.24
cis-1,2-Dichloroethene						
Neptunium-237	8.5E-07				8.5E-07	0.02
Radium-226	2.8E-06				2.8E-06	0.06
Radon-222			5.8E-04	6.2E-05	6.4E-04	13.61
Technetium-99	3.5E-07				3.5E-07	0.01
Thorium-228	4.7E-06				4.7E-06	0.10
Thorium-230	5.3E-07				5.3E-07	0.01
Uranium-234	2.4E-06				2.4E-06	0.05
Uranium-235	3.2E-07				3.2E-07	0.01
Uranium-238	3.6E-06				3.6E-06	0.08
Pathway Total	1.2E-03	5.0E-05	8.2E-04	2.7E-03	4.7E-03	
Fraction of Total	2.5E-01	1.1E-02	1.7E-01	5.7E-01		

Table 5.9a Excess lifetime cancer risks from direct contact for the resident (continued)

----- AREA_CODE=n MEDIA=RGA Groundwater -----

Analyte	Direct ingestion	Dermal contact while showering	Inh. of volatiles while showering	Inh. of volatiles from household use	Chemical Total	% of Total
Aluminum						
Antimony						
Arsenic	8.2E-05	3.4E-07			8.2E-05	0.07
Barium						
Beryllium	5.5E-04	9.4E-05			6.4E-04	0.53
Bicarbonate						
Boron						
Cadmium						
Cerium						
Chromium						
Cobalt						
Copper						
Fluoride						
Gallium						
Iron						
Lead						
Lithium						
Manganese						
Mercury						
Molybdenum						
Nickel						
Nitrate as Nitrogen						
Selenium						
Silica						
Silver						
Sulfate						
Tetraoxo-sulfate(1-)						
Thallium						
Thorium						
Tin						
Titanium						
Uranium						
Vanadium						
Zinc						
Zirconium						
1,1,2-Trichloroethane	2.2E-06	3.8E-08	7.7E-07	8.3E-06	1.1E-05	0.01
1,1-Dichloroethene	7.4E-04	1.1E-05	5.2E-04	5.7E-03	7.0E-03	5.76
1,2-Dichlorobenzene						
1,2-Dichloroethane	1.9E-06	1.7E-08	6.7E-07	7.3E-06	9.9E-06	0.01
1,2-Dichloroethene						
1,3,5-Trimethylbenzene						
1,4-Dichlorobenzene	2.8E-08	3.3E-09			3.2E-08	0.00
2-Butanone						
4-Bromofluorobenzene						
4-Methyl-2-pentanone						
Acetone						
Acrylonitrile	1.0E-04	3.1E-07	1.6E-05	1.8E-04	2.9E-04	0.24
Benzene	5.5E-07	2.0E-08	2.0E-07	2.1E-06	2.9E-06	0.00
Bis(2-ethylhexyl)phthalate	1.4E-06	3.0E-07			1.7E-06	0.00
Bromomethane						

Table 5.9a Excess lifetime cancer risks from direct contact for the resident (continued)

----- AREA_CODE=n MEDIA=RGA Groundwater -----						
(continued)						
Analyte	Direct ingestion	Dermal contact while showering	Inh. of volatiles while showering	Inh. of volatiles from household use	Chemical Total	% of Total
Butyl benzyl phthalate						
Carbazole	2.2E-06	4.8E-07			2.7E-06	0.00
Carbon tetrachloride	3.9E-04	2.3E-05	5.7E-05	6.2E-04	1.1E-03	0.90
Chlorobenzene						
Chloroform	1.6E-06	1.2E-07	7.6E-06	8.3E-05	9.2E-05	0.08
Chloromethane	4.9E-07	4.4E-09	8.5E-08	9.2E-07	1.5E-06	0.00
Chrysene	8.3E-08	3.7E-07			4.5E-07	0.00
Di-n-butyl phthalate						
Dimethylbenzene						
Ethane						
Ethanol						
Ethylbenzene						
Ethylene						
Methylene chloride	6.2E-06	5.0E-08	4.9E-07	5.3E-06	1.2E-05	0.01
PCB-1254	3.4E-06	2.2E-06			5.6E-06	0.00
Polychlorinated biphenyl	7.6E-07	5.0E-07			1.3E-06	0.00
Tetrachloroethene	3.2E-04	2.0E-04	4.3E-06	4.7E-05	5.7E-04	0.47
Trichloroethene	1.4E-03	2.5E-04	2.7E-04	2.9E-03	4.9E-03	4.02
Vinyl chloride	6.1E-02	7.8E-04	3.5E-03	3.8E-02	1.0E-01	87.38
cis-1,2-Dichloroethene						
m,p-Xylene						
trans-1,2-Dichloroethene						
trans-1,3-Dichloropropene						
Americium-241	2.3E-06				2.3E-06	0.00
Cesium-137	1.7E-05				1.7E-05	0.01
Cobalt-60	3.6E-07				3.6E-07	0.00
Neptunium-237	3.9E-06				3.9E-06	0.00
Plutonium-239	2.2E-07				2.2E-07	0.00
Radium-226	2.2E-04				2.2E-04	0.18
Radon-222			2.8E-04	3.0E-05	3.1E-04	0.26
Technetium-99	7.5E-06				7.5E-06	0.01
Thorium-230	4.6E-07				4.6E-07	0.00
Uranium-234	1.9E-06				1.9E-06	0.00
Uranium-235	1.6E-06				1.6E-06	0.00
Uranium-235/236	1.6E-07				1.6E-07	0.00
Uranium-238	3.5E-05				3.5E-05	0.03
Pathway Total	6.5E-02	1.4E-03	4.7E-03	4.7E-02	1.1E-01	
Fraction of Total	5.5E-01	1.1E-02	3.9E-02	4.0E-01		

----- AREA_CODE=n MEDIA=UCRS Groundwater -----						
Analyte	Direct ingestion	Dermal contact while showering	Inh. of volatiles while showering	Inh. of volatiles from household use	Chemical Total	% of Total
Aluminum						
Ammonia as Nitrogen						
Antimony						
Arsenic	3.5E-04	1.4E-06			3.5E-04	0.10
Barium						
Beryllium	1.4E-04	2.4E-05			1.6E-04	0.05
Cadmium						
Chromium						
Cobalt						
Copper						

Table 5.9a Excess lifetime cancer risks from direct contact for the resident (continued)

----- AREA_CODE=n MEDIA=UCRS Groundwater ----- (continued)						
Analyte	Direct ingestion	Dermal contact while showering	Inh. of volatiles while showering	Inh. of volatiles from household use	Chemical Total	% of Total
Fluoride						
Iron						
Kjeldahl Nitrogen						
Lead						
Manganese						
Mercury						
Molybdenum						
Nickel						
Nitrate as Nitrogen						
Nitrate/Nitrite						
Orthophosphate						
Selenium						
Silica						
Silver						
Strontium						
Sulfate						
Sulfide						
Tetraoxo-sulfate(1-)						
Thallium						
Tin						
Uranium						
Vanadium						
Zinc						
1,1-Dichloroethene	2.3E-03	3.5E-05	1.6E-03	1.7E-02	2.1E-02	6.25
1,2-Dichloroethane	3.5E-06	3.1E-08	1.2E-06	1.3E-05	1.8E-05	0.01
1,2-Dichloroethene						
2,4-Dimethylphenol						
Benzene	4.3E-06	1.6E-07	1.5E-06	1.7E-05	2.3E-05	0.01
Bis(2-ethylhexyl)phthalate	2.7E-07	5.6E-08			3.2E-07	0.00
Bromodichloromethane	1.1E-05	1.1E-07			1.1E-05	0.00
Chloroethane						
Chloroform	2.8E-06	2.1E-07	1.3E-05	1.4E-04	1.6E-04	0.05
Di-n-butyl phthalate						
Dibromochloromethane	3.2E-06	3.5E-08			3.2E-06	0.00
Dimethylbenzene						
Ethane						
Ethanol						
Ethylbenzene						
Ethylene						
Fluorene						
Isophorone	9.1E-08	1.4E-09			9.2E-08	0.00
Methylene chloride	6.4E-07	5.2E-09	5.0E-08	5.4E-07	1.2E-06	0.00
Naphthalene						
Phenanthrene						
Trichloroethene	5.3E-03	9.5E-04	1.0E-03	1.1E-02	1.8E-02	5.32
Vinyl chloride	1.6E-01	2.2E-03	1.0E-02	1.0E-01	2.6E-01	88.03
cis-1,2-Dichloroethene						
trans-1,2-Dichloroethene						
Americium-241	-1.5E-06				-1.5E-06	-0.00
Cesium-137	7.4E-07				7.4E-07	0.00
Cobalt-60	5.8E-07				5.8E-07	0.00
Neptunium-237	2.5E-06				2.5E-06	0.00
Plutonium-239	1.1E-06				1.1E-06	0.00
Radium-226	4.0E-06				4.0E-06	0.00
Radon-222			5.3E-04	5.7E-05	5.9E-04	0.17
Technetium-99	5.2E-06				5.2E-06	0.00
Thorium-228	3.8E-06				3.8E-06	0.00
Uranium-234	5.0E-06				5.0E-06	0.00

Table 5.9a Excess lifetime cancer risks from direct contact for the resident (continued)

----- AREA_CODE=n MEDIA=UCRS Groundwater ----- (continued)						
Analyte	Direct ingestion	Dermal contact while showering	Inh. of volatiles while showering	Inh. of volatiles from household use	Chemical Total	% of Total
Uranium-235	1.1E-06				1.1E-06	0.00
Uranium-235/236	9.7E-08				9.7E-08	0.00
Uranium-238	1.9E-05				1.9E-05	0.01
Pathway Total	1.7E-01	3.3E-03	1.3E-02	1.3E-01	2.9E-01	
Fraction of Total	5.5E-01	9.5E-03	3.9E-02	4.0E-01		

Table 5.9b Excess lifetime cancer risks from biota consumption for the resident

----- AREA_CODE=a MEDIA=RGA Groundwater -----

Analyte	Ingestion of vegetables	Ingestion of beef	Ingestion of milk	Ingestion of chicken	Ingestion of turkey	Ingestion of pork	Ingestion of eggs	Chemical Total	% of Total
Aluminum									
Arsenic	5.9E-05	3.9E-07	8.1E-08					5.9E-05	0.05
Barium									
Chromium									
Fluoride									
Iron									
Manganese									
Tetraoxo-sulfate(1-)									
Thallium									
Vanadium									
Zinc									
1,1-Dichloroethene	4.5E-04	8.2E-10	1.8E-09					4.5E-04	0.41
Carbon tetrachloride	2.9E-04	1.0E-08	2.3E-08					2.9E-04	0.27
Chloroform	3.2E-07	1.1E-12	2.4E-12					3.2E-07	0.00
Tetrachloroethene	2.1E-04	4.3E-09	9.6E-09					2.1E-04	0.19
Trichloroethene	9.6E-02	1.2E-06	2.6E-06					9.6E-02	91.13
cis-1,2-Dichloroethene									
trans-1,2-Dichloroethene									
Cesium-137	4.7E-06	1.0E-06	8.4E-07	7.9E-07	3.3E-06	3.4E-07	1.3E-08	1.1E-05	0.01
Neptunium-237	2.5E-05	9.1E-08	4.5E-09					2.6E-05	0.02
Technetium-99	8.7E-03	5.4E-09	3.8E-08	6.5E-09	2.7E-08	5.8E-10	2.7E-07	8.7E-03	7.92
Thorium-230	4.5E-07	1.6E-10	4.0E-11					4.5E-07	0.00
Pathway Total	1.0E-01	2.7E-06	3.5E-06	8.0E-07	3.3E-06	3.4E-07	2.8E-07	1.0E-01	
Fraction of Total	1.0E+00	2.4E-05	3.2E-05	7.2E-06	3.0E-05	3.1E-06	2.5E-06		

----- AREA_CODE=a MEDIA=UCRS Groundwater -----

Analyte	Ingestion of vegetables	Ingestion of beef	Ingestion of milk	Ingestion of chicken	Ingestion of turkey	Ingestion of pork	Ingestion of eggs	Chemical Total	% of Total
Aluminum									
Antimony									
Arsenic	4.6E-05	3.0E-07	6.3E-08					4.6E-05	0.24
Barium									
Beryllium	2.6E-05	8.7E-08	5.5E-10					2.6E-05	0.14
Chromium									
Cobalt									
Iron									
Lead									
Manganese									
Nickel									
Silica									
Tetraoxo-sulfate(1-)									
Uranium									
Vanadium									
Zinc									
1,1-Dichloroethene	3.0E-05	5.5E-11	1.2E-10					3.0E-05	0.16
Bis(2-ethylhexyl)phthalate	1.5E-07	1.0E-09	2.2E-09					1.6E-07	0.00
Chloroform	2.1E-06	7.2E-12	1.6E-11					2.1E-06	0.01
Trichloroethene	1.8E-02	2.1E-07	4.6E-07					1.8E-02	95.27
cis-1,2-Dichloroethene									
trans-1,2-Dichloroethene									
Neptunium-237	3.7E-06	1.3E-08	6.6E-10					3.7E-06	0.02
Radon-222									
Technetium-99	7.9E-04	4.9E-10	3.5E-09	5.9E-10	2.5E-09	5.3E-11	2.4E-08	7.9E-04	4.17
Pathway Total	1.9E-02	6.1E-07	5.3E-07	5.9E-10	2.5E-09	5.3E-11	2.4E-08	1.9E-02	
Fraction of Total	1.0E+00	3.2E-05	2.8E-05	3.1E-08	1.3E-07	2.8E-09	1.3E-06		

Table 5.9b Excess lifetime cancer risks from biota consumption for the resident (continued)

----- AREA_CODE=b MEDIA=McNairy Groundwater -----

Analyte	Ingestion of vegetables	Ingestion of beef	Ingestion of milk	Ingestion of chicken	Ingestion of turkey	Ingestion of pork	Ingestion of eggs	Chemical Total	% of Total
Aluminum									
Antimony									
Nitrate as Nitrogen									
Silica									
Tetraoxo-sulfate(1-)									
Trichloroethene	1.3E-04	1.5E-09	3.3E-09					1.3E-04	8.63
Technetium-99	1.4E-03	8.6E-10	6.0E-09	1.0E-09	4.3E-09	9.3E-11	4.3E-08	1.4E-03	91.37
Pathway Total	1.5E-03	2.4E-09	9.4E-09	1.0E-09	4.3E-09	9.3E-11	4.3E-08	1.5E-03	
Fraction of Total	1.0E+00	1.6E-06	6.2E-06	6.8E-07	2.8E-06	6.1E-08	2.8E-05		

----- AREA_CODE=b MEDIA=RGA Groundwater -----

Analyte	Ingestion of vegetables	Ingestion of beef	Ingestion of milk	Ingestion of chicken	Ingestion of turkey	Ingestion of pork	Ingestion of eggs	Chemical Total	% of Total
Aluminum									
Arsenic	5.5E-05	3.6E-07	7.6E-08					5.5E-05	0.05
Barium									
Beryllium	3.0E-04	1.0E-06	6.3E-09					3.0E-04	0.29
Cadmium									
Chromium									
Cobalt									
Fluoride									
Iron									
Lead									
Manganese									
Mercury									
Nitrate as Nitrogen									
Selenium									
Silica									
Sulfate									
Tetraoxo-sulfate(1-)									
Tin									
Uranium									
Vanadium									
Zinc									
1,1,2-Trichloroethane	3.0E-06	1.0E-11	2.3E-11					3.0E-06	0.00
1,1-Dichloroethene	2.4E-05	4.5E-11	9.9E-11					2.4E-05	0.02
1,2-Dichloroethane	4.1E-06	2.9E-12	6.4E-12					4.1E-06	0.00
Acetone									
Carbon tetrachloride	3.3E-05	1.2E-09	2.6E-09					3.3E-05	0.03
Chlorobenzene									
Chloroform	2.3E-06	7.7E-12	1.7E-11					2.3E-06	0.00
Di-n-butyl phthalate									
Ethane									
Ethylene									
Methylene chloride	8.5E-07	3.0E-13	6.7E-13					8.5E-07	0.00
Tetrachloroethene	3.0E-04	6.0E-09	1.3E-08					3.0E-04	0.28
Trichloroethene	5.3E-04	6.1E-09	1.4E-08					5.3E-04	0.51
Vinyl chloride	9.4E-02	4.9E-08	1.1E-07					9.4E-02	94.10
cis-1,2-Dichloroethene									
Americium-241	3.0E-06	4.4E-10	8.2E-11	2.6E-10	1.1E-09	1.3E-10	7.2E-11	3.0E-06	0.00
Cesium-137	2.9E-07	6.2E-08	5.2E-08	4.9E-08	2.1E-07	2.1E-08	8.2E-10	6.8E-07	0.00
Cobalt-60	1.5E-07	1.1E-10	3.7E-10	8.4E-09	3.5E-08	1.5E-10	1.7E-10	1.9E-07	0.00
Plutonium-239	2.5E-07	8.9E-12	4.9E-12	1.1E-11	4.4E-11	5.1E-12	7.3E-13	2.5E-07	0.00
Radium-226	2.8E-04	1.1E-05	1.3E-05					3.1E-04	0.29
Radon-222									
Technetium-99	4.6E-03	2.8E-09	2.0E-08	3.4E-09	1.4E-08	3.1E-10	1.4E-07	4.6E-03	4.37
Thorium-230	3.5E-07	1.3E-10	3.1E-11					3.5E-07	0.00

Table 5.9b Excess lifetime cancer risks from biota consumption for the resident (continued)

----- AREA_CODE=b MEDIA=RGA Groundwater -----
(continued)

Analyte	Ingestion of vegetables	Ingestion of beef	Ingestion of milk	Ingestion of chicken	Ingestion of turkey	Ingestion of pork	Ingestion of eggs	Chemical Total	% of Total
Uranium-234	2.0E-06	2.2E-09	1.4E-08	2.9E-08	1.2E-07	3.2E-08	1.2E-08	2.2E-06	0.00
Uranium-235	2.8E-07	4.0E-10	2.0E-09	4.0E-09	1.7E-08	4.5E-09	1.7E-09	3.1E-07	0.00
Uranium-235/236	8.4E-08	1.2E-10	6.1E-10	1.2E-09	5.0E-09	1.3E-09	4.9E-10	9.3E-08	0.00
Uranium-238	3.0E-05	4.4E-08	2.2E-07	4.2E-07	1.7E-06	4.7E-07	1.7E-07	3.3E-05	0.03
Pathway Total	9.9E-02	1.3E-05	1.4E-05	5.1E-07	2.1E-06	5.3E-07	3.3E-07	9.9E-02	
Fraction of Total	1.0E+00	1.2E-04	1.3E-04	4.9E-06	2.0E-05	5.0E-06	3.1E-06		

----- AREA_CODE=b MEDIA=UCRS Groundwater -----

Analyte	Ingestion of vegetables	Ingestion of beef	Ingestion of milk	Ingestion of chicken	Ingestion of turkey	Ingestion of pork	Ingestion of eggs	Chemical Total	% of Total
Aluminum									
Arsenic	3.0E-04	2.0E-06	4.1E-07					3.0E-04	1.77
Barium									
Beryllium	1.8E-05	6.2E-08	3.9E-10					1.9E-05	0.11
Cadmium									
Chromium									
Cobalt									
Fluoride									
Iron									
Lead									
Manganese									
Mercury									
Molybdenum									
Nickel									
Nitrate as Nitrogen									
Selenium									
Silica									
Sulfate									
Tetraoxo-sulfate(1-)									
Thallium									
Tin									
Uranium									
Vanadium									
Zinc									
1,1-Dichloroethene	4.9E-05	8.9E-11	2.0E-10					4.9E-05	0.29
1,2-Dichloroethene									
2,4-Dimethylphenol									
Benzene	5.5E-06	2.6E-11	5.7E-11					5.5E-06	0.03
Chloroethane									
Di-n-butyl phthalate									
Dimethylbenzene									
Ethane									
Ethylbenzene									
Ethylene									
Isophorone	1.4E-07	1.8E-13	4.1E-13					1.4E-07	0.00
Trichloroethene	6.2E-03	7.1E-08	1.6E-07					6.2E-03	36.64
Vinyl chloride	7.8E-03	3.9E-09	8.6E-09					7.8E-03	45.93
cis-1,2-Dichloroethene									
trans-1,2-Dichloroethene									
Americium-241	1.5E-06	2.2E-10	4.1E-11	1.3E-10	5.4E-10	6.7E-11	3.6E-11	1.5E-06	0.01
Cobalt-60	1.5E-07	1.1E-10	3.9E-10	8.8E-09	3.7E-08	1.6E-10	1.8E-10	2.0E-07	0.00
Neptunium-237	4.9E-07	1.7E-09	8.6E-11					4.9E-07	0.00
Plutonium-239	1.2E-06	4.2E-11	2.3E-11	5.0E-11	2.1E-10	2.4E-11	3.5E-12	1.2E-06	0.01
Radium-226	1.9E-06	7.8E-08	9.2E-08					2.1E-06	0.01
Radon-222									
Technetium-99	2.5E-03	1.6E-09	1.1E-08	1.9E-09	7.9E-09	1.7E-10	7.8E-08	2.5E-03	14.98

Table 5.9b Excess lifetime cancer risks from biota consumption for the resident (continued)

----- AREA_CODE=b MEDIA=UCRS Groundwater -----
(continued)

Analyte	Ingestion of vegetables	Ingestion of beef	Ingestion of milk	Ingestion of chicken	Ingestion of turkey	Ingestion of pork	Ingestion of eggs	Chemical Total	% of Total
Uranium-234	2.5E-06	2.7E-09	1.8E-08	3.5E-08	1.5E-07	4.0E-08	1.5E-08	2.8E-06	0.02
Uranium-235	4.3E-07	6.1E-10	3.1E-09	6.0E-09	2.5E-08	6.8E-09	2.5E-09	4.7E-07	0.00
Uranium-235/236	5.2E-08	7.3E-11	3.7E-10	7.3E-10	3.0E-09	8.2E-10	3.0E-10	5.7E-08	0.00
Uranium-238	3.0E-05	4.4E-08	2.2E-07	4.2E-07	1.8E-06	4.7E-07	1.7E-07	3.3E-05	0.19
Pathway Total	1.7E-02	2.2E-06	9.3E-07	4.7E-07	2.0E-06	5.2E-07	2.7E-07	1.7E-02	
Fraction of Total	1.0E+00	1.3E-04	5.5E-05	2.8E-05	1.2E-04	3.0E-05	1.6E-05		

----- AREA_CODE=c MEDIA=RGA Groundwater -----

Analyte	Ingestion of vegetables	Ingestion of beef	Ingestion of milk	Ingestion of chicken	Ingestion of turkey	Ingestion of pork	Ingestion of eggs	Chemical Total	% of Total
Aluminum									
Barium									
Chromium									
Iron									
Manganese									
Molybdenum									
Silica									
Sulfate									
Tetraoxo-sulfate(1-)									
Zinc									
1,1-Dichloroethene	1.7E-04	3.2E-10	7.0E-10					1.7E-04	6.22
Chloroform	8.1E-07	2.8E-12	6.1E-12					8.1E-07	0.03
Trichloroethene	9.1E-05	1.0E-09	2.3E-09					9.1E-05	3.30
cis-1,2-Dichloroethene									
Radon-222									
Technetium-99	2.5E-03	1.6E-09	1.1E-08	1.9E-09	7.7E-09	1.7E-10	7.7E-08	2.5E-03	90.45
Pathway Total	2.8E-03	2.9E-09	1.4E-08	1.9E-09	7.7E-09	1.7E-10	7.7E-08	2.8E-03	
Fraction of Total	1.0E+00	1.1E-06	5.0E-06	6.7E-07	2.8E-06	6.0E-08	2.8E-05		

----- AREA_CODE=c MEDIA=UCRS Groundwater -----

Analyte	Ingestion of vegetables	Ingestion of beef	Ingestion of milk	Ingestion of chicken	Ingestion of turkey	Ingestion of pork	Ingestion of eggs	Chemical Total	% of Total
Aluminum									
Barium									
Iron									
Manganese									
Silica									
Tetraoxo-sulfate(1-)									
Vanadium									
Zinc									
Benzene	7.1E-07	3.3E-12	7.3E-12					7.1E-07	0.11
Chloroform	1.9E-06	6.6E-12	1.5E-11					1.9E-06	0.29
Trichloroethene	6.1E-07	6.9E-12	1.5E-11					6.1E-07	0.09
Technetium-99	6.5E-04	4.0E-10	2.8E-09	4.8E-10	2.0E-09	4.4E-11	2.0E-08	6.5E-04	99.50
Pathway Total	6.5E-04	4.2E-10	2.9E-09	4.8E-10	2.0E-09	4.4E-11	2.0E-08	6.5E-04	
Fraction of Total	1.0E+00	6.4E-07	4.4E-06	7.4E-07	3.1E-06	6.6E-08	3.1E-05		

Table 5.9b Excess lifetime cancer risks from biota consumption for the resident (continued)

----- AREA_CODE=d MEDIA=McNairy Groundwater -----

Analyte	Ingestion of vegetables	Ingestion of beef	Ingestion of milk	Ingestion of chicken	Ingestion of turkey	Ingestion of pork	Ingestion of eggs	Chemical Total	% of Total
Silica									
Tetraoxo-sulfate(1-)									
Thallium									
Zinc									
Trichloroethene	3.7E-07	4.2E-12	9.3E-12					3.7E-07	100.0
Pathway Total	3.7E-07	4.2E-12	9.3E-12					3.7E-07	
Fraction of Total	1.0E+00	1.1E-05	2.5E-05						

----- AREA_CODE=d MEDIA=Other Groundwater -----

Analyte	Ingestion of vegetables	Ingestion of beef	Ingestion of milk	Ingestion of chicken	Ingestion of turkey	Ingestion of pork	Ingestion of eggs	Chemical Total	% of Total
Methylene chloride	1.9E-06	6.8E-13	1.5E-12					1.9E-06	100.0
Pathway Total	1.9E-06	6.8E-13	1.5E-12					1.9E-06	
Fraction of Total	1.0E+00	3.6E-07	7.9E-07						

----- AREA_CODE=d MEDIA=RGa Groundwater -----

Analyte	Ingestion of vegetables	Ingestion of beef	Ingestion of milk	Ingestion of chicken	Ingestion of turkey	Ingestion of pork	Ingestion of eggs	Chemical Total	% of Total
Aluminum									
Arsenic	6.6E-05	4.3E-07	9.1E-08					6.6E-05	12.45
Barium									
Chromium									
Cobalt									
Fluoride									
Iron									
Lead									
Manganese									
Silica									
Tetraoxo-sulfate(1-)									
Tin									
Uranium									
Vanadium									
Zinc									
Bis(2-ethylhexyl)phthalate	3.1E-07	2.0E-09	4.5E-09					3.1E-07	0.06
Butyl benzyl phthalate									
Di-n-butyl phthalate									
Dimethylbenzene									
Ethylbenzene									
Methylene chloride	1.6E-05	5.6E-12	1.2E-11					1.6E-05	2.96
Tetrachloroethene	4.6E-06	9.4E-11	2.1E-10					4.6E-06	0.87
Trichloroethene	1.9E-04	2.1E-09	4.7E-09					1.9E-04	35.27
cis-1,2-Dichloroethene									
Americium-241	2.2E-06	3.2E-10	6.0E-11	1.9E-10	8.0E-10	9.8E-11	5.3E-11	2.2E-06	0.42
Cesium-137	7.5E-06	1.6E-06	1.3E-06	1.3E-06	5.3E-06	5.5E-07	2.1E-08	1.8E-05	3.32
Cobalt-60	2.5E-08	1.8E-11	6.5E-11	1.5E-09	6.1E-09	2.7E-11	3.1E-11	3.3E-08	0.01
Plutonium-239	1.6E-07	5.7E-12	3.1E-12	6.8E-12	2.8E-11	3.3E-12	4.7E-13	1.6E-07	0.03
Radium-226	3.4E-06	1.4E-07	1.6E-07					3.7E-06	0.70
Radon-222									
Technetium-99	2.3E-04	1.4E-10	1.0E-09	1.7E-10	7.1E-10	1.5E-11	7.1E-09	2.3E-04	43.49
Uranium-234	6.9E-07	7.4E-10	4.9E-09	9.8E-09	4.1E-08	1.1E-08	4.1E-09	7.7E-07	0.14
Uranium-238	1.3E-06	2.0E-09	1.0E-08	1.9E-08	7.9E-08	2.1E-08	7.9E-09	1.5E-06	0.28
Pathway Total	5.2E-04	2.2E-06	1.6E-06	1.3E-06	5.4E-06	5.8E-07	4.0E-08	5.3E-04	
Fraction of Total	9.8E-01	4.1E-03	3.0E-03	2.5E-03	1.0E-02	1.1E-03	7.6E-05		

Table 5.9b Excess lifetime cancer risks from biota consumption for the resident (continued)

----- AREA_CODE=d MEDIA=UCRS Groundwater -----									
Analyte	Ingestion of vegetables	Ingestion of beef	Ingestion of milk	Ingestion of chicken	Ingestion of turkey	Ingestion of pork	Ingestion of eggs	Chemical Total	% of Total
Aluminum									
Ammonia as Nitrogen									
Antimony									
Arsenic	6.1E-05	4.0E-07	8.4E-08					6.1E-05	2.12
Barium									
Beryllium	7.9E-05	2.7E-07	1.7E-09					7.9E-05	2.73
Cadmium									
Chromium									
Cobalt									
Fluoride									
Iron									
Kjeldahl Nitrogen									
Lead									
Manganese									
Mercury									
Nickel									
Nitrate as Nitrogen									
Nitrate/Nitrite									
Orthophosphate									
Selenium									
Silica									
Strontium									
Sulfate									
Sulfide									
Tetraoxo-sulfate(1-)									
Uranium									
Vanadium									
Zinc									
1,1-Dichloroethene	2.8E-04	5.2E-10	1.1E-09					2.8E-04	9.76
1,2-Dichloroethane	7.5E-06	5.2E-12	1.2E-11					7.5E-06	0.26
1,2-Dichloroethene									
Benzene	3.5E-06	1.7E-11	3.7E-11					3.5E-06	0.12
Dimethylbenzene									
Ethylbenzene									
Fluorene									
Methylene chloride	2.3E-06	8.2E-13	1.8E-12					2.3E-06	0.08
Naphthalene									
Phenanthrene									
Trichloroethene	1.1E-03	1.3E-08	2.8E-08					1.1E-03	37.81
cis-1,2-Dichloroethene									
Neptunium-237	9.8E-06	3.5E-08	1.7E-09					9.9E-06	0.34
Radon-222									
Techneium-99	1.3E-03	8.1E-10	5.7E-09	9.7E-10	4.1E-09	8.8E-11	4.0E-08	1.3E-03	45.55
Thorium-228	7.2E-07	3.7E-07	1.7E-07					1.3E-06	0.04
Uranium-234	7.3E-06	7.8E-09	5.2E-08	1.0E-07	4.3E-07	1.2E-07	4.3E-08	8.1E-06	0.28
Uranium-235	7.9E-07	1.1E-09	5.7E-09	1.1E-08	4.7E-08	1.2E-08	4.6E-09	8.7E-07	0.03
Uranium-238	2.3E-05	3.4E-08	1.7E-07	3.2E-07	1.3E-06	3.6E-07	1.3E-07	2.5E-05	0.87
Pathway Total	2.9E-03	1.1E-06	5.2E-07	4.4E-07	1.8E-06	4.9E-07	2.2E-07	2.9E-03	
Fraction of Total	1.0E+00	3.9E-04	1.8E-04	1.5E-04	6.3E-04	1.7E-04	7.7E-05		

----- AREA_CODE=e MEDIA=McNairy Groundwater -----									
Analyte	Ingestion of vegetables	Ingestion of beef	Ingestion of milk	Ingestion of chicken	Ingestion of turkey	Ingestion of pork	Ingestion of eggs	Chemical Total	% of Total
Aluminum									
Arsenic	2.4E-04	1.6E-06	3.3E-07					2.4E-04	29.91
Barium									
Beryllium	4.7E-04	1.6E-06	1.0E-08					4.7E-04	58.92

Table 5.9b Excess lifetime cancer risks from biota consumption for the resident (continued)

----- AREA_CODE=e MEDIA=McNairy Groundwater -----
(continued)

Analyte	Ingestion of vegetables	Ingestion of beef	Ingestion of milk	Ingestion of chicken	Ingestion of turkey	Ingestion of pork	Ingestion of eggs	Chemical Total	% of Total
Cadmium									
Chromium									
Cobalt									
Fluoride									
Iron									
Manganese									
Nickel									
Silica									
Sulfate									
Tetraoxo-sulfate(1-)									
Uranium									
Vanadium									
Zinc									
Trichloroethene	4.1E-07	4.6E-12	1.0E-11					4.1E-07	0.05
Radon-222									
Technetium-99	8.9E-05	5.5E-11	3.9E-10	6.6E-11	2.8E-10	6.0E-12	2.7E-09	8.9E-05	11.12
Pathway Total	8.0E-04	3.2E-06	3.4E-07	6.6E-11	2.8E-10	6.0E-12	2.7E-09	8.0E-04	
Fraction of Total	1.0E+00	3.9E-03	4.3E-04	8.2E-08	3.4E-07	7.4E-09	3.4E-06		

----- AREA_CODE=e MEDIA=RGA Groundwater -----

Analyte	Ingestion of vegetables	Ingestion of beef	Ingestion of milk	Ingestion of chicken	Ingestion of turkey	Ingestion of pork	Ingestion of eggs	Chemical Total	% of Total
Aluminum									
Arsenic	4.1E-05	2.7E-07	5.8E-08					4.2E-05	0.73
Barium									
Beryllium	2.8E-04	9.3E-07	5.9E-09					2.8E-04	4.86
Cadmium									
Cobalt									
Copper									
Fluoride									
Iron									
Manganese									
Molybdenum									
Silica									
Silver									
Sulfate									
Tetraoxo-sulfate(1-)									
Thallium									
Uranium									
Vanadium									
Zinc									
2-Butanone									
Dimethylbenzene									
Trichloroethene	3.1E-04	3.5E-09	7.7E-09					3.1E-04	5.35
trans-1,2-Dichloroethene									
Cobalt-60	1.0E-07	7.4E-11	2.6E-10	5.9E-09	2.5E-08	1.1E-10	1.2E-10	1.3E-07	0.00
Radon-222									
Technetium-99	5.1E-03	3.1E-09	2.2E-08	3.8E-09	1.6E-08	3.4E-10	1.6E-07	5.1E-03	89.05
Thorium-230	3.5E-07	1.3E-10	3.1E-11					3.5E-07	0.01
Pathway Total	5.7E-03	1.2E-06	9.4E-08	9.6E-09	4.0E-08	4.5E-10	1.6E-07	5.7E-03	
Fraction of Total	1.0E+00	2.1E-04	1.6E-05	1.7E-06	7.0E-06	7.8E-08	2.7E-05		

Table 5.9b Excess lifetime cancer risks from biota consumption for the resident (continued)

----- AREA_CODE=e MEDIA=UCRS Groundwater -----

Analyte	Ingestion of vegetables	Ingestion of beef	Ingestion of milk	Ingestion of chicken	Ingestion of turkey	Ingestion of pork	Ingestion of eggs	Chemical Total	% of Total
Aluminum									
Arsenic	5.4E-05	3.5E-07	7.4E-08					5.4E-05	99.47
Barium									
Chromium									
Fluoride									
Iron									
Manganese									
Nickel									
Silica									
Sulfate									
Tetraoxo-sulfate(1-)									
Vanadium									
Zinc									
Trichloroethene	2.9E-07	3.3E-12	7.3E-12					2.9E-07	0.53
Radon-222									
Pathway Total	5.4E-05	3.5E-07	7.4E-08					5.4E-05	
Fraction of Total	9.9E-01	6.5E-03	1.4E-03						

----- AREA_CODE=f MEDIA=McNairy Groundwater -----

Analyte	Ingestion of vegetables	Ingestion of beef	Ingestion of milk	Ingestion of chicken	Ingestion of turkey	Ingestion of pork	Ingestion of eggs	Chemical Total	% of Total
Barium									
Tetraoxo-sulfate(1-)									
Zinc									
Pathway Total									
Fraction of Total									

----- AREA_CODE=f MEDIA=RGA Groundwater -----

Analyte	Ingestion of vegetables	Ingestion of beef	Ingestion of milk	Ingestion of chicken	Ingestion of turkey	Ingestion of pork	Ingestion of eggs	Chemical Total	% of Total
Aluminum									
Arsenic	4.3E-05	2.8E-07	5.9E-08					4.3E-05	9.56
Barium									
Cadmium									
Chromium									
Copper									
Iron									
Manganese									
Silica									
Sulfate									
Tetraoxo-sulfate(1-)									
Vanadium									
Zinc									
1,1-Dichloroethene	1.1E-04	1.9E-10	4.3E-10					1.1E-04	23.49
1,2-Dichloroethene									
Bis(2-ethylhexyl)phthalate	4.3E-06	2.8E-08	6.3E-08					4.4E-06	0.98
Carbon tetrachloride	1.3E-06	4.5E-11	9.9E-11					1.3E-06	0.28
Trichloroethene	1.7E-04	1.9E-09	4.2E-09					1.7E-04	36.61
cis-1,2-Dichloroethene									
Plutonium-239	5.1E-07	1.8E-11	1.0E-11	2.2E-11	9.1E-11	1.1E-11	1.5E-12	5.1E-07	0.11
Radon-222									
Technetium-99	1.3E-04	8.1E-11	5.7E-10	9.7E-11	4.0E-10	8.7E-12	4.0E-09	1.3E-04	28.97
Pathway Total	4.5E-04	3.1E-07	1.3E-07	1.2E-10	4.9E-10	1.9E-11	4.0E-09	4.5E-04	

Table 5.9b Excess lifetime cancer risks from biota consumption for the resident (continued)

----- AREA_CODE=f MEDIA=RGA Groundwater -----
(continued)

Analyte	Ingestion of vegetables	Ingestion of beef	Ingestion of milk	Ingestion of chicken	Ingestion of turkey	Ingestion of pork	Ingestion of eggs	Chemical Total	% of Total
Fraction of Total	1.0E+00	6.9E-04	2.8E-04	2.6E-07	1.1E-06	4.3E-08	8.9E-06		

----- AREA_CODE=f MEDIA=UCRS Groundwater -----

Analyte	Ingestion of vegetables	Ingestion of beef	Ingestion of milk	Ingestion of chicken	Ingestion of turkey	Ingestion of pork	Ingestion of eggs	Chemical Total	% of Total
Aluminum									
Barium									
Iron									
Manganese									
Silica									
Tetraoxo-sulfate(1-)									
Vanadium									
Zinc									
Trichloroethene	3.0E-07	3.4E-12	7.6E-12					3.0E-07	0.07
Radon-222									
Technetium-99	4.0E-04	2.5E-10	1.7E-09	3.0E-10	1.2E-09	2.7E-11	1.2E-08	4.0E-04	99.93
Pathway Total	4.0E-04	2.5E-10	1.7E-09	3.0E-10	1.2E-09	2.7E-11	1.2E-08	4.0E-04	
Fraction of Total	1.0E+00	6.3E-07	4.4E-06	7.4E-07	3.1E-06	6.7E-08	3.1E-05		

----- AREA_CODE=g MEDIA=McNairy Groundwater -----

Analyte	Ingestion of vegetables	Ingestion of beef	Ingestion of milk	Ingestion of chicken	Ingestion of turkey	Ingestion of pork	Ingestion of eggs	Chemical Total	% of Total
Arsenic	4.1E-05	2.7E-07	5.7E-08					4.1E-05	87.44
Mercury									
Silica									
Tetraoxo-sulfate(1-)									
Neptunium-237	1.3E-06	4.7E-09	2.3E-10					1.3E-06	2.79
Plutonium-239	4.4E-07	1.6E-11	8.6E-12	1.9E-11	7.7E-11	8.9E-12	1.3E-12	4.4E-07	0.92
Radium-226	3.9E-06	1.5E-07	1.8E-07					4.2E-06	8.85
Pathway Total	4.7E-05	4.3E-07	2.4E-07	1.9E-11	7.7E-11	8.9E-12	1.3E-12	4.7E-05	
Fraction of Total	9.9E-01	9.1E-03	5.1E-03	3.9E-07	1.6E-06	1.9E-07	2.7E-08		

----- AREA_CODE=g MEDIA=RGA Groundwater -----

Analyte	Ingestion of vegetables	Ingestion of beef	Ingestion of milk	Ingestion of chicken	Ingestion of turkey	Ingestion of pork	Ingestion of eggs	Chemical Total	% of Total
Aluminum									
Arsenic	4.1E-05	2.7E-07	5.7E-08					4.2E-05	13.99
Cadmium									
Chromium									
Iron									
Lead									
Manganese									
Nickel									
Silica									
Tetraoxo-sulfate(1-)									
Zinc									
Trichloroethene	2.2E-07	2.5E-12	5.5E-12					2.2E-07	0.07
Neptunium-237	8.9E-07	3.2E-09	1.6E-10					9.0E-07	0.30

Table 5.9b Excess lifetime cancer risks from biota consumption for the resident (continued)

----- AREA_CODE=g MEDIA=RGA Groundwater -----
(continued)

Analyte	Ingestion of vegetables	Ingestion of beef	Ingestion of milk	Ingestion of chicken	Ingestion of turkey	Ingestion of pork	Ingestion of eggs	Chemical Total	% of Total
Radium-226	1.5E-06	6.0E-08	7.2E-08					1.6E-06	0.55
Radon-222									
Technetium-99	2.5E-04	1.6E-10	1.1E-09	1.9E-10	7.8E-10	1.7E-11	7.8E-09	2.5E-04	84.99
Thorium-230	2.9E-07	1.0E-10	2.6E-11					2.9E-07	0.10
Pathway Total	3.0E-04	3.4E-07	1.3E-07	1.9E-10	7.8E-10	1.7E-11	7.8E-09	3.0E-04	
Fraction of Total	1.0E+00	1.1E-03	4.4E-04	6.3E-07	2.6E-06	5.7E-08	2.6E-05		

----- AREA_CODE=g MEDIA=UCRS Groundwater -----

Analyte	Ingestion of vegetables	Ingestion of beef	Ingestion of milk	Ingestion of chicken	Ingestion of turkey	Ingestion of pork	Ingestion of eggs	Chemical Total	% of Total
Aluminum									
Chromium									
Manganese									
Nitrate as Nitrogen									
Silica									
Tetraoxo-sulfate(1-)									
Vanadium									
Zinc									
Neptunium-237	4.0E-07	1.4E-09	7.0E-11					4.0E-07	0.14
Plutonium-239	3.6E-07	1.3E-11	7.2E-12	1.6E-11	6.5E-11	7.5E-12	1.1E-12	3.6E-07	0.13
Radium-226	4.3E-06	1.7E-07	2.0E-07					4.7E-06	1.66
Radon-222									
Technetium-99	2.7E-04	1.7E-10	1.2E-09	2.0E-10	8.5E-10	1.8E-11	8.4E-09	2.7E-04	98.07
Pathway Total	2.8E-04	1.7E-07	2.0E-07	2.2E-10	9.1E-10	2.6E-11	8.4E-09	2.8E-04	
Fraction of Total	1.0E+00	6.1E-04	7.3E-04	7.8E-07	3.3E-06	9.2E-08	3.0E-05		

----- AREA_CODE=h MEDIA=McNairy Groundwater -----

Analyte	Ingestion of vegetables	Ingestion of beef	Ingestion of milk	Ingestion of chicken	Ingestion of turkey	Ingestion of pork	Ingestion of eggs	Chemical Total	% of Total
Fluoride									
Silica									
Tetraoxo-sulfate(1-)									
Radium-226	3.7E-06	1.5E-07	1.7E-07					4.0E-06	88.45
Radon-222									
Thorium-230	5.2E-07	1.9E-10	4.7E-11					5.2E-07	11.55
Pathway Total	4.2E-06	1.5E-07	1.7E-07					4.5E-06	
Fraction of Total	9.3E-01	3.2E-02	3.9E-02						

----- AREA_CODE=h MEDIA=Other Groundwater -----

Analyte	Ingestion of vegetables	Ingestion of beef	Ingestion of milk	Ingestion of chicken	Ingestion of turkey	Ingestion of pork	Ingestion of eggs	Chemical Total	% of Total
Antimony									
Barium									
Chromium									
Fluoride									
Iron									
Manganese									
Mercury									

Table 5.9b Excess lifetime cancer risks from biota consumption for the resident (continued)

----- AREA_CODE=h MEDIA=Other Groundwater -----
(continued)

Analyte	Ingestion of vegetables	Ingestion of beef	Ingestion of milk	Ingestion of chicken	Ingestion of turkey	Ingestion of pork	Ingestion of eggs	Chemical Total	% of Total
Nickel									
Nitrate as Nitrogen									
Silica									
Tetraoxo-sulfate(1-)									
Thallium									
Vanadium									
Zinc									
Neptunium-237	3.8E-07	1.4E-09	6.7E-11					3.8E-07	16.37
Radium-226	1.5E-06	6.0E-08	7.1E-08					1.6E-06	70.28
Radon-222									
Thorium-230	3.1E-07	1.1E-10	2.8E-11					3.1E-07	13.35
Pathway Total	2.2E-06	6.1E-08	7.1E-08					2.3E-06	
Fraction of Total	9.4E-01	2.6E-02	3.1E-02						

----- AREA_CODE=h MEDIA=RGA Groundwater -----

Analyte	Ingestion of vegetables	Ingestion of beef	Ingestion of milk	Ingestion of chicken	Ingestion of turkey	Ingestion of pork	Ingestion of eggs	Chemical Total	% of Total
Aluminum									
Arsenic	4.6E-05	3.0E-07	6.4E-08					4.6E-05	18.24
Barium									
Chromium									
Iron									
Manganese									
Nitrate as Nitrogen									
Tetraoxo-sulfate(1-)									
Uranium									
Vanadium									
Trichloroethene	2.6E-07	3.0E-12	6.6E-12					2.6E-07	0.10
cis-1,2-Dichloroethene									
Radon-222									
Technetium-99	2.1E-04	1.3E-10	9.0E-10	1.5E-10	6.4E-10	1.4E-11	6.3E-09	2.1E-04	81.65
Pathway Total	2.5E-04	3.0E-07	6.5E-08	1.5E-10	6.4E-10	1.4E-11	6.3E-09	2.5E-04	
Fraction of Total	1.0E+00	1.2E-03	2.5E-04	6.0E-07	2.5E-06	5.5E-08	2.5E-05		

----- AREA_CODE=h MEDIA=UCRS Groundwater -----

Analyte	Ingestion of vegetables	Ingestion of beef	Ingestion of milk	Ingestion of chicken	Ingestion of turkey	Ingestion of pork	Ingestion of eggs	Chemical Total	% of Total
Aluminum									
Barium									
Iron									
Manganese									
Nickel									
Nitrate as Nitrogen									
Silica									
Tetraoxo-sulfate(1-)									
Vanadium									
Zinc									
Radon-222									
Pathway Total									
Fraction of Total									

Table 5.9b Excess lifetime cancer risks from biota consumption for the resident (continued)

----- AREA_CODE=i MEDIA=McNairy Groundwater -----

Analyte	Ingestion							Chemical Total	% of Total
	of vegetables	Ingestion of beef	Ingestion of milk	Ingestion of chicken	Ingestion of turkey	Ingestion of pork	Ingestion of eggs		
Manganese									
Silica									
Tetraoxo-sulfate(1-)									
Vanadium									
Pathway Total									
Fraction of Total									

----- AREA_CODE=i MEDIA=RGa Groundwater -----

Analyte	Ingestion							Chemical Total	% of Total
	of vegetables	Ingestion of beef	Ingestion of milk	Ingestion of chicken	Ingestion of turkey	Ingestion of pork	Ingestion of eggs		
Aluminum									
Antimony									
Arsenic	4.4E-05	2.9E-07	6.2E-08				4.5E-05	2.14	
Barium									
Beryllium	3.7E-04	1.2E-06	7.8E-09				3.7E-04	17.62	
Bicarbonate									
Boron									
Cadmium									
Cerium									
Chromium									
Cobalt									
Copper									
Fluoride									
Gallium									
Iron									
Lithium									
Manganese									
Mercury									
Nickel									
Selenium									
Silica									
Silver									
Sulfate									
Tetraoxo-sulfate(1-)									
Thorium									
Titanium									
Uranium									
Vanadium									
Zinc									
Zirconium									
1,2-Dichlorobenzene									
1,2-Dichloroethene									
1,3,5-Trimethylbenzene									
1,4-Dichlorobenzene	2.0E-08	3.4E-12	7.5E-12				2.0E-08	0.00	
4-Bromofluorobenzene									
4-Methyl-2-pentanone									
Acetone									
Acrylonitrile	9.4E-04	8.7E-12	1.9E-11				9.4E-04	44.75	
Benzene	7.1E-07	3.3E-12	7.3E-12				7.1E-07	0.03	
Bis(2-ethylhexyl)phthalate	8.2E-07	5.4E-09	1.2E-08				8.4E-07	0.04	
Bromomethane									
Carbazole	2.1E-06	9.9E-10	2.2E-09				2.1E-06	0.10	
Chloroform	3.2E-07	1.1E-12	2.4E-12				3.2E-07	0.02	
Chloromethane	2.0E-06	1.9E-13	4.2E-13				2.0E-06	0.10	
Chrysene	4.7E-08	2.0E-09	4.4E-09				5.4E-08	0.00	
Di-n-butyl phthalate									
Dimethylbenzene									

Table 5.9b Excess lifetime cancer risks from biota consumption for the resident (continued)

----- AREA_CODE=i MEDIA=RGA Groundwater -----
(continued)

Analyte	Ingestion of vegetables	Ingestion of beef	Ingestion of milk	Ingestion of chicken	Ingestion of turkey	Ingestion of pork	Ingestion of eggs	Chemical Total	% of Total
Ethanol									
Ethylbenzene									
Methylene chloride	1.4E-06	4.8E-13	1.1E-12					1.4E-06	0.06
PCB-1254	9.1E-06	7.7E-07	1.7E-06					1.2E-05	0.55
Polychlorinated biphenyl	2.2E-06	1.8E-07	4.0E-07					2.7E-06	0.13
Tetrachloroethene	1.8E-06	3.8E-11	8.3E-11					1.8E-06	0.09
Trichloroethene	8.9E-07	1.0E-11	2.3E-11					8.9E-07	0.04
Vinyl chloride	8.7E-05	4.3E-11	9.6E-11					8.7E-05	4.15
m,p-Xylene									
trans-1,3-Dichloropropene									
Americium-241	1.8E-06	2.6E-10	4.8E-11	1.5E-10	6.4E-10	7.8E-11	4.2E-11	1.8E-06	0.08
Cesium-137	1.6E-07	3.3E-08	2.8E-08	2.6E-08	1.1E-07	1.1E-08	4.4E-10	3.6E-07	0.02
Cobalt-60	9.4E-08	6.9E-11	2.4E-10	5.5E-09	2.3E-08	9.9E-11	1.1E-10	1.2E-07	0.01
Radium-226	2.7E-06	1.1E-07	1.3E-07					3.0E-06	0.14
Radon-222									
Technetium-99	6.3E-04	3.9E-10	2.7E-09	4.6E-10	1.9E-09	4.2E-11	1.9E-08	6.3E-04	29.92
Pathway Total	2.1E-03	2.6E-06	2.3E-06	3.2E-08	1.3E-07	1.2E-08	2.0E-08	2.1E-03	
Fraction of Total	1.0E+00	1.3E-03	1.1E-03	1.5E-05	6.4E-05	5.5E-06	9.5E-06		

----- AREA_CODE=i MEDIA=UCRS Groundwater -----

Analyte	Ingestion of vegetables	Ingestion of beef	Ingestion of milk	Ingestion of chicken	Ingestion of turkey	Ingestion of pork	Ingestion of eggs	Chemical Total	% of Total
Aluminum									
Antimony									
Arsenic	1.1E-04	7.2E-07	1.5E-07					1.1E-04	24.16
Barium									
Cadmium									
Chromium									
Cobalt									
Copper									
Fluoride									
Iron									
Lead									
Manganese									
Mercury									
Nickel									
Silica									
Silver									
Sulfate									
Tetraoxo-sulfate(1-)									
Thallium									
Uranium									
Vanadium									
Zinc									
Benzene	1.7E-06	8.2E-12	1.8E-11					1.7E-06	0.38
Bromodichloromethane	3.8E-06	1.8E-11	4.0E-11					3.8E-06	0.84
Chloroform	4.6E-07	1.6E-12	3.5E-12					4.6E-07	0.10
Dibromochloromethane	3.8E-06	2.4E-11	5.3E-11					3.8E-06	0.84
Ethanol									
Methylene chloride	1.6E-06	5.9E-13	1.3E-12					1.6E-06	0.36
Trichloroethene	7.5E-07	8.5E-12	1.9E-11					7.5E-07	0.16
Cesium-137	3.3E-07	7.0E-08	5.8E-08	5.5E-08	2.3E-07	2.4E-08	9.2E-10	7.7E-07	0.17
Cobalt-60	1.7E-07	1.3E-10	4.4E-10	1.0E-08	4.2E-08	1.8E-10	2.1E-10	2.3E-07	0.05
Radium-226	2.8E-06	1.1E-07	1.3E-07					3.1E-06	0.67
Radon-222									
Technetium-99	3.3E-04	2.0E-10	1.4E-09	2.4E-10	1.0E-09	2.2E-11	1.0E-08	3.3E-04	72.26

Table 5.9b Excess lifetime cancer risks from biota consumption for the resident (continued)

----- AREA_CODE=i MEDIA=UCRS Groundwater -----									
(continued)									
Analyte	Ingestion of vegetables	Ingestion of beef	Ingestion of milk	Ingestion of chicken	Ingestion of turkey	Ingestion of pork	Ingestion of eggs	Chemical Total	% of Total
Pathway Total	4.5E-04	9.0E-07	3.5E-07	6.6E-08	2.7E-07	2.4E-08	1.1E-08	4.6E-04	
Fraction of Total	1.0E+00	2.0E-03	7.6E-04	1.4E-04	6.0E-04	5.3E-05	2.5E-05		
----- AREA_CODE=j MEDIA=McNairy Groundwater -----									
Analyte	Ingestion of vegetables	Ingestion of beef	Ingestion of milk	Ingestion of chicken	Ingestion of turkey	Ingestion of pork	Ingestion of eggs	Chemical Total	% of Total
Aluminum									
Arsenic	1.4E-03	9.3E-06	2.0E-06					1.4E-03	100.0
Manganese									
Molybdenum									
Sulfate									
Pathway Total	1.4E-03	9.3E-06	2.0E-06					1.4E-03	
Fraction of Total	9.9E-01	6.6E-03	1.4E-03						
----- AREA_CODE=j MEDIA=RGAs Groundwater -----									
Analyte	Ingestion of vegetables	Ingestion of beef	Ingestion of milk	Ingestion of chicken	Ingestion of turkey	Ingestion of pork	Ingestion of eggs	Chemical Total	% of Total
Aluminum									
Arsenic	7.1E-05	4.7E-07	9.8E-08					7.1E-05	100.0
Iron									
Manganese									
Molybdenum									
Silica									
Sulfate									
Thallium									
Vanadium									
Pathway Total	7.1E-05	4.7E-07	9.8E-08					7.1E-05	
Fraction of Total	9.9E-01	6.6E-03	1.4E-03						
----- AREA_CODE=k MEDIA=Other Groundwater -----									
Analyte	Ingestion of vegetables	Ingestion of beef	Ingestion of milk	Ingestion of chicken	Ingestion of turkey	Ingestion of pork	Ingestion of eggs	Chemical Total	% of Total
Aluminum									
Ammonia as Nitrogen									
Antimony									
Arsenic	4.5E-05	2.9E-07	6.2E-08					4.5E-05	1.99
Barium									
Beryllium	2.8E-04	9.3E-07	5.9E-09					2.8E-04	12.26
Cadmium									
Chromium									
Cobalt									
Fluoride									
Iron									
Kjeldahl Nitrogen									
Lead									
Manganese									
Mercury									
Nickel									

Table 5.9b Excess lifetime cancer risks from biota consumption for the resident (continued)

----- AREA_CODE=k MEDIA=Other Groundwater -----
(continued)

Analyte	Ingestion of vegetables	Ingestion of beef	Ingestion of milk	Ingestion of chicken	Ingestion of turkey	Ingestion of pork	Ingestion of eggs	Chemical Total	% of Total
Nitrate as Nitrogen									
Silica									
Strontium									
Sulfate									
Sulfide									
Tetraoxo-sulfate(1-)									
Tin									
Uranium									
Vanadium									
Zinc									
1,1-Dichloroethane									
1,1-Dichloroethene	5.0E-04	9.2E-10	2.0E-09					5.0E-04	22.18
1,2-Dichloroethene									
Acetone									
Di-n-butyl phthalate									
Methylene chloride	1.7E-06	6.0E-13	1.3E-12					1.7E-06	0.08
Naphthalene									
Phenanthrene									
Trichloroethene	7.1E-06	8.1E-11	1.8E-10					7.1E-06	0.32
Vinyl chloride	1.3E-03	6.5E-10	1.4E-09					1.3E-03	57.80
cis-1,2-Dichloroethene									
Neptunium-237	1.3E-06	4.7E-09	2.3E-10					1.3E-06	0.06
Radium-226	2.6E-06	1.0E-07	1.2E-07					2.8E-06	0.12
Radon-222									
Technetium-99	1.1E-04	6.9E-11	4.9E-10	8.3E-11	3.5E-10	7.5E-12	3.4E-09	1.1E-04	4.96
Thorium-228	8.8E-07	4.6E-07	2.1E-07					1.5E-06	0.07
Uranium-234	1.3E-06	1.4E-09	9.0E-09	1.8E-08	7.5E-08	2.0E-08	7.4E-09	1.4E-06	0.06
Uranium-235	1.7E-07	2.4E-10	1.2E-09	2.4E-09	9.9E-09	2.7E-09	9.9E-10	1.9E-07	0.01
Uranium-238	1.9E-06	2.8E-09	1.4E-08	2.7E-08	1.1E-07	3.0E-08	1.1E-08	2.1E-06	0.09
Pathway Total	2.3E-03	1.8E-06	4.3E-07	4.7E-08	2.0E-07	5.3E-08	2.3E-08	2.3E-03	
Fraction of Total	1.0E+00	8.0E-04	1.9E-04	2.1E-05	8.7E-05	2.3E-05	1.0E-05		

----- AREA_CODE=l MEDIA=McNairy Groundwater -----

Analyte	Ingestion of vegetables	Ingestion of beef	Ingestion of milk	Ingestion of chicken	Ingestion of turkey	Ingestion of pork	Ingestion of eggs	Chemical Total	% of Total
Aluminum									
Antimony									
Nitrate as Nitrogen									
Silica									
Tetraoxo-sulfate(1-)									
Thallium									
Zinc									
Trichloroethene	9.7E-05	1.1E-09	2.5E-09					9.7E-05	8.49
Technetium-99	1.0E-03	6.5E-10	4.5E-09	7.8E-10	3.2E-09	7.0E-11	3.2E-08	1.0E-03	91.51
Pathway Total	1.1E-03	1.8E-09	7.0E-09	7.8E-10	3.2E-09	7.0E-11	3.2E-08	1.1E-03	
Fraction of Total	1.0E+00	1.5E-06	6.1E-06	6.8E-07	2.8E-06	6.1E-08	2.8E-05		

----- AREA_CODE=l MEDIA=Other Groundwater -----

Analyte	Ingestion of vegetables	Ingestion of beef	Ingestion of milk	Ingestion of chicken	Ingestion of turkey	Ingestion of pork	Ingestion of eggs	Chemical Total	% of Total
Methylene chloride	1.9E-06	6.8E-13	1.5E-12					1.9E-06	100.0
Pathway Total	1.9E-06	6.8E-13	1.5E-12					1.9E-06	

Table 5.9b Excess lifetime cancer risks from biota consumption for the resident (continued)

----- AREA_CODE=1 MEDIA=Other Groundwater -----
(continued)

Analyte	Ingestion of vegetables	Ingestion of beef	Ingestion of milk	Ingestion of chicken	Ingestion of turkey	Ingestion of pork	Ingestion of eggs	Chemical Total	% of Total
Fraction of Total	1.0E+00	3.6E-07	7.9E-07						

----- AREA_CODE=1 MEDIA=RGH Groundwater -----

Analyte	Ingestion of vegetables	Ingestion of beef	Ingestion of milk	Ingestion of chicken	Ingestion of turkey	Ingestion of pork	Ingestion of eggs	Chemical Total	% of Total
Aluminum									
Arsenic	5.4E-05	3.5E-07	7.4E-08					5.4E-05	0.01
Barium									
Beryllium	2.7E-04	9.2E-07	5.8E-09					2.7E-04	0.07
Cadmium									
Chromium									
Cobalt									
Fluoride									
Iron									
Lead									
Manganese									
Mercury									
Molybdenum									
Nitrate as Nitrogen									
Selenium									
Silica									
Sulfate									
Tetraoxo-sulfate(1-)									
Thallium									
Tin									
Uranium									
Vanadium									
Zinc									
1,1,2-Trichloroethane	3.0E-06	1.0E-11	2.3E-11					3.0E-06	0.00
1,1-Dichloroethene	1.2E-03	2.2E-09	4.9E-09					1.2E-03	0.30
1,2-Dichloroethane	4.1E-06	2.9E-12	6.4E-12					4.1E-06	0.00
Acetone									
Bis(2-ethylhexyl)phthalate	3.1E-07	2.0E-09	4.5E-09					3.1E-07	0.00
Butyl benzyl phthalate									
Carbon tetrachloride	3.3E-04	1.2E-08	2.6E-08					3.3E-04	0.08
Chlorobenzene									
Chloroform	2.3E-06	7.7E-12	1.7E-11					2.3E-06	0.00
Di-n-butyl phthalate									
Dimethylbenzene									
Ethane									
Ethylbenzene									
Ethylene									
Methylene chloride	4.8E-06	1.7E-12	3.8E-12					4.8E-06	0.00
Tetrachloroethene	3.0E-04	6.0E-09	1.3E-08					3.0E-04	0.07
Trichloroethene	3.1E-03	3.5E-08	7.7E-08					3.1E-03	0.75
Vinyl chloride	3.3E-01	2.0E-07	4.4E-07					3.3E-01	97.69
cis-1,2-Dichloroethene									
trans-1,2-Dichloroethene									
Americium-241	2.1E-06	3.0E-10	5.7E-11	1.8E-10	7.6E-10	9.3E-11	5.0E-11	2.1E-06	0.00
Cesium-137	7.5E-06	1.6E-06	1.3E-06	1.3E-06	5.3E-06	5.5E-07	2.1E-08	1.8E-05	0.00
Cobalt-60	1.2E-07	8.7E-11	3.0E-10	6.9E-09	2.9E-08	1.3E-10	1.4E-10	1.6E-07	0.00
Neptunium-237	3.5E-06	1.2E-08	6.2E-10					3.5E-06	0.00
Plutonium-239	1.4E-07	5.1E-12	2.8E-12	6.1E-12	2.5E-11	2.9E-12	4.2E-13	1.4E-07	0.00
Radium-226	1.9E-04	7.7E-06	9.2E-06					2.1E-04	0.05
Radon-222									
Technetium-99	3.8E-03	2.4E-09	1.7E-08	2.8E-09	1.2E-08	2.6E-10	1.2E-07	3.8E-03	0.95

Table 5.9b Excess lifetime cancer risks from biota consumption for the resident (continued)

----- AREA_CODE=1 MEDIA=RGA Groundwater -----
(continued)

Analyte	Ingestion of vegetables	Ingestion of beef	Ingestion of milk	Ingestion of chicken	Ingestion of turkey	Ingestion of pork	Ingestion of eggs	Chemical Total	% of Total
Thorium-230	2.8E-07	9.9E-11	2.5E-11					2.8E-07	0.00
Uranium-234	9.9E-07	1.1E-09	7.1E-09	1.4E-08	5.8E-08	1.6E-08	5.8E-09	1.1E-06	0.00
Uranium-235	8.4E-07	1.2E-09	6.1E-09	1.2E-08	5.0E-08	1.3E-08	5.0E-09	9.3E-07	0.00
Uranium-235/236	8.4E-08	1.2E-10	6.1E-10	1.2E-09	5.0E-09	1.3E-09	4.9E-10	9.3E-08	0.00
Uranium-238	1.8E-05	2.7E-08	1.4E-07	2.6E-07	1.1E-06	2.9E-07	1.1E-07	2.0E-05	0.01
Pathway Total	3.3E-01	1.1E-05	1.1E-05	1.6E-06	6.5E-06	8.7E-07	2.6E-07	3.3E-01	
Fraction of Total	1.0E+00	2.7E-05	2.8E-05	3.9E-06	1.6E-05	2.2E-06	6.4E-07		

----- AREA_CODE=1 MEDIA=UCRS Groundwater -----

Analyte	Ingestion of vegetables	Ingestion of beef	Ingestion of milk	Ingestion of chicken	Ingestion of turkey	Ingestion of pork	Ingestion of eggs	Chemical Total	% of Total
Aluminum									
Ammonia as Nitrogen									
Antimony									
Arsenic	2.3E-04	1.5E-06	3.3E-07					2.4E-04	0.05
Barium									
Beryllium	7.9E-05	2.7E-07	1.7E-09					7.9E-05	0.02
Cadmium									
Chromium									
Cobalt									
Fluoride									
Iron									
Kjeldahl Nitrogen									
Lead									
Manganese									
Mercury									
Molybdenum									
Nickel									
Nitrate as Nitrogen									
Nitrate/Nitrite									
Orthophosphate									
Selenium									
Silica									
Strontium									
Sulfate									
Sulfide									
Tetraoxo-sulfate(1-)									
Thallium									
Tin									
Uranium									
Vanadium									
Zinc									
1,1-Dichloroethene	3.7E-03	6.9E-09	1.5E-08					3.7E-03	0.84
1,2-Dichloroethane	7.5E-06	5.2E-12	1.2E-11					7.5E-06	0.00
1,2-Dichloroethene									
2,4-Dimethylphenol									
Benzene	5.5E-06	2.6E-11	5.7E-11					5.5E-06	0.00
Bis(2-ethylhexyl)phthalate	1.5E-07	1.0E-09	2.2E-09					1.6E-07	0.00
Chloroethane									
Chloroform	2.7E-06	9.4E-12	2.1E-11					2.7E-06	0.00
Di-n-butyl phthalate									
Dimethylbenzene									
Ethane									
Ethylbenzene									
Ethylene									
Fluorene									

Table 5.9b Excess lifetime cancer risks from biota consumption for the resident (continued)

----- AREA_CODE=1 MEDIA=UCRS Groundwater -----									
(continued)									
Analyte	Ingestion of vegetables	Ingestion of beef	Ingestion of milk	Ingestion of chicken	Ingestion of turkey	Ingestion of pork	Ingestion of eggs	Chemical Total	% of Total
Isophorone	1.6E-07	2.2E-13	4.8E-13					1.6E-07	0.00
Methylene chloride	3.9E-06	1.4E-12	3.1E-12					3.9E-06	0.00
Naphthalene									
Phenanthrene									
Trichloroethene	7.3E-03	8.4E-08	1.9E-07					7.3E-03	1.63
Vinyl chloride	3.5E-01	2.2E-07	4.8E-07					3.5E-01	97.00
cis-1,2-Dichloroethene									
trans-1,2-Dichloroethene									
Americium-241	1.5E-06	2.2E-10	4.1E-11	1.3E-10	5.4E-10	6.7E-11	3.6E-11	1.5E-06	0.00
Cobalt-60	1.5E-07	1.1E-10	3.9E-10	8.8E-09	3.7E-08	1.6E-10	1.8E-10	2.0E-07	0.00
Neptunium-237	2.1E-06	7.5E-09	3.7E-10					2.1E-06	0.00
Plutonium-239	8.6E-07	3.1E-11	1.7E-11	3.7E-11	1.5E-10	1.8E-11	2.5E-12	8.6E-07	0.00
Radium-226	1.9E-06	7.8E-08	9.2E-08					2.1E-06	0.00
Radon-222									
Technetium-99	2.0E-03	1.3E-09	8.8E-09	1.5E-09	6.2E-09	1.3E-10	6.2E-08	2.0E-03	0.45
Thorium-228	7.2E-07	3.7E-07	1.7E-07					1.3E-06	0.00
Uranium-234	2.6E-06	2.8E-09	1.9E-08	3.7E-08	1.6E-07	4.2E-08	1.6E-08	2.9E-06	0.00
Uranium-235	6.1E-07	8.6E-10	4.4E-09	8.6E-09	3.6E-08	9.6E-09	3.6E-09	6.7E-07	0.00
Uranium-235/236	5.2E-08	7.3E-11	3.7E-10	7.3E-10	3.0E-09	8.2E-10	3.0E-10	5.7E-08	0.00
Uranium-238	9.8E-06	1.5E-08	7.3E-08	1.4E-07	5.8E-07	1.6E-07	5.8E-08	1.1E-05	0.00
Pathway Total	3.6E-01	2.6E-06	1.4E-06	2.0E-07	8.2E-07	2.1E-07	1.4E-07	3.6E-01	
Fraction of Total	1.0E+00	5.8E-06	3.1E-06	4.4E-07	1.8E-06	4.7E-07	3.1E-07		

----- AREA_CODE=m MEDIA=McNairy Groundwater -----									
Analyte	Ingestion of vegetables	Ingestion of beef	Ingestion of milk	Ingestion of chicken	Ingestion of turkey	Ingestion of pork	Ingestion of eggs	Chemical Total	% of Total
Aluminum									
Arsenic	9.3E-05	6.1E-07	1.3E-07					9.4E-05	18.89
Barium									
Beryllium	3.1E-04	1.1E-06	6.7E-09					3.2E-04	63.76
Cadmium									
Chromium									
Cobalt									
Fluoride									
Iron									
Manganese									
Mercury									
Molybdenum									
Nickel									
Silica									
Sulfate									
Tetraoxo-sulfate(1-)									
Uranium									
Vanadium									
Zinc									
Trichloroethene	3.3E-07	3.8E-12	8.4E-12					3.3E-07	0.07
Neptunium-237	1.2E-07	4.1E-10	2.0E-11					1.2E-07	0.02
Plutonium-239	2.0E-07	7.3E-12	4.0E-12	8.7E-12	3.6E-11	4.2E-12	6.0E-13	2.0E-07	0.04
Radium-226	3.0E-06	1.2E-07	1.4E-07					3.2E-06	0.66
Radon-222									
Technetium-99	8.2E-05	5.1E-11	3.6E-10	6.1E-11	2.5E-10	5.5E-12	2.5E-09	8.2E-05	16.51
Thorium-230	2.3E-07	8.4E-11	2.1E-11					2.3E-07	0.05
Pathway Total	4.9E-04	1.8E-06	2.8E-07	6.9E-11	2.9E-10	9.7E-12	2.5E-09	5.0E-04	
Fraction of Total	1.0E+00	3.6E-03	5.6E-04	1.4E-07	5.8E-07	2.0E-08	5.1E-06		

Table 5.9b Excess lifetime cancer risks from biota consumption for the resident (continued)

----- AREA_CODE=m MEDIA=Other Groundwater -----

Analyte	Ingestion of vegetables	Ingestion of beef	Ingestion of milk	Ingestion of chicken	Ingestion of turkey	Ingestion of pork	Ingestion of eggs	Chemical Total	% of Total
Aluminum									
Ammonia as Nitrogen									
Antimony									
Arsenic	4.4E-05	2.9E-07	6.1E-08					4.4E-05	2.11
Barium									
Beryllium	1.3E-04	4.3E-07	2.7E-09					1.3E-04	6.07
Cadmium									
Chromium									
Cobalt									
Fluoride									
Iron									
Kjeldahl Nitrogen									
Lead									
Manganese									
Mercury									
Nickel									
Nitrate as Nitrogen									
Silica									
Strontium									
Sulfate									
Sulfide									
Tetraoxo-sulfate(1-)									
Thallium									
Tin									
Uranium									
Vanadium									
Zinc									
1,1-Dichloroethane									
1,1-Dichloroethene	4.9E-04	9.1E-10	2.0E-09					4.9E-04	23.66
1,2-Dichloroethene									
Acetone									
Di-n-butyl phthalate									
Methylene chloride	1.7E-06	6.0E-13	1.3E-12					1.7E-06	0.08
Naphthalene									
Phenanthrene									
Trichloroethene	5.3E-06	6.1E-11	1.3E-10					5.3E-06	0.25
Vinyl chloride	1.3E-03	6.5E-10	1.4E-09					1.3E-03	62.42
cis-1,2-Dichloroethene									
Neptunium-237	4.6E-07	1.6E-09	8.1E-11					4.6E-07	0.02
Radium-226	1.6E-06	6.2E-08	7.4E-08					1.7E-06	0.08
Radon-222									
Technetium-99	1.1E-04	6.5E-11	4.6E-10	7.8E-11	3.2E-10	7.0E-12	3.2E-09	1.1E-04	5.04
Thorium-228	8.8E-07	4.6E-07	2.1E-07					1.5E-06	0.07
Thorium-230	2.8E-07	9.9E-11	2.5E-11					2.8E-07	0.01
Uranium-234	1.3E-06	1.4E-09	9.0E-09	1.8E-08	7.5E-08	2.0E-08	7.4E-09	1.4E-06	0.07
Uranium-235	1.7E-07	2.4E-10	1.2E-09	2.4E-09	9.9E-09	2.7E-09	9.9E-10	1.9E-07	0.01
Uranium-238	1.9E-06	2.8E-09	1.4E-08	2.7E-08	1.1E-07	3.0E-08	1.1E-08	2.1E-06	0.10
Pathway Total	2.1E-03	1.2E-06	3.8E-07	4.7E-08	2.0E-07	5.3E-08	2.3E-08	2.1E-03	
Fraction of Total	1.0E+00	5.9E-04	1.8E-04	2.3E-05	9.4E-05	2.5E-05	1.1E-05		

----- AREA_CODE=m MEDIA=RGa Groundwater -----

Analyte	Ingestion of vegetables	Ingestion of beef	Ingestion of milk	Ingestion of chicken	Ingestion of turkey	Ingestion of pork	Ingestion of eggs	Chemical Total	% of Total
Aluminum									
Antimony									
Arsenic	4.3E-05	2.9E-07	6.0E-08					4.4E-05	1.31
Barium									

Table 5.9b Excess lifetime cancer risks from biota consumption for the resident (continued)

----- AREA_CODE=m MEDIA=RGA Groundwater -----
(continued)

Analyte	Ingestion of vegetables	Ingestion of beef	Ingestion of milk	Ingestion of chicken	Ingestion of turkey	Ingestion of pork	Ingestion of eggs	Chemical Total	% of Total
Beryllium	3.3E-04	1.1E-06	7.0E-09					3.3E-04	9.96
Bicarbonate									
Boron									
Cadmium									
Cerium									
Chromium									
Cobalt									
Copper									
Fluoride									
Gallium									
Iron									
Lead									
Lithium									
Manganese									
Mercury									
Molybdenum									
Nickel									
Nitrate as Nitrogen									
Selenium									
Silica									
Silver									
Sulfate									
Tetraoxo-sulfate(1-)									
Thallium									
Thorium									
Titanium									
Uranium									
Vanadium									
Zinc									
Zirconium									
1,1-Dichloroethene	3.7E-04	6.9E-10	1.5E-09					3.7E-04	11.23
1,2-Dichlorobenzene									
1,2-Dichloroethene									
1,3,5-Trimethylbenzene									
1,4-Dichlorobenzene	2.0E-08	3.4E-12	7.5E-12					2.0E-08	0.00
2-Butanone									
4-Bromofluorobenzene									
4-Methyl-2-pentanone									
Acetone									
Acrylonitrile	9.4E-04	8.7E-12	1.9E-11					9.4E-04	28.08
Benzene	7.1E-07	3.3E-12	7.3E-12					7.1E-07	0.02
Bis(2-ethylhexyl)phthalate	9.2E-07	6.0E-09	1.3E-08					9.4E-07	0.03
Bromomethane									
Carbazole	2.8E-06	1.3E-09	2.9E-09					2.8E-06	0.08
Carbon tetrachloride	1.3E-06	4.5E-11	9.9E-11					1.3E-06	0.04
Chloroform	3.2E-07	1.1E-12	2.4E-12					3.2E-07	0.01
Chloromethane	2.0E-06	1.9E-13	4.2E-13					2.0E-06	0.06
Chrysene	4.7E-08	2.0E-09	4.4E-09					5.4E-08	0.00
Di-n-butyl phthalate									
Dimethylbenzene									
Ethanol									
Ethylbenzene									
Methylene chloride	1.4E-06	4.9E-13	1.1E-12					1.4E-06	0.04
PCB-1254	9.1E-06	7.7E-07	1.7E-06					1.2E-05	0.35
Polychlorinated biphenyl	2.2E-06	1.8E-07	4.0E-07					2.7E-06	0.08
Tetrachloroethene	1.8E-06	3.8E-11	8.3E-11					1.8E-06	0.06
Trichloroethene	1.3E-04	1.5E-09	3.2E-09					1.3E-04	3.84
Vinyl chloride	8.7E-05	4.3E-11	9.6E-11					8.7E-05	2.60
cis-1,2-Dichloroethene									
m,p-Xylene									

Table 5.9b Excess lifetime cancer risks from biota consumption for the resident (continued)

----- AREA_CODE=m MEDIA=RGA Groundwater -----
(continued)

Analyte	Ingestion of vegetables	Ingestion of beef	Ingestion of milk	Ingestion of chicken	Ingestion of turkey	Ingestion of pork	Ingestion of eggs	Chemical Total	% of Total
trans-1,2-Dichloroethene									
trans-1,3-Dichloropropene									
Americium-241	9.8E-07	1.4E-10	2.7E-11	8.5E-11	3.5E-10	4.3E-11	2.3E-11	9.8E-07	0.03
Cesium-137	1.3E-07	2.8E-08	2.3E-08	2.2E-08	9.2E-08	9.6E-09	3.7E-10	3.1E-07	0.01
Cobalt-60	9.6E-08	7.0E-11	2.4E-10	5.6E-09	2.3E-08	1.0E-10	1.2E-10	1.2E-07	0.00
Neptunium-237	6.5E-07	2.3E-09	1.1E-10					6.5E-07	0.02
Plutonium-239	1.3E-07	4.7E-12	2.6E-12	5.6E-12	2.3E-11	2.7E-12	3.9E-13	1.3E-07	0.00
Radium-226	1.7E-06	6.7E-08	8.0E-08					1.8E-06	0.06
Radon-222									
Technetium-99	1.4E-03	8.7E-10	6.1E-09	1.0E-09	4.3E-09	9.4E-11	4.3E-08	1.4E-03	42.07
Thorium-230	2.4E-07	8.7E-11	2.2E-11					2.4E-07	0.01
Pathway Total	3.3E-03	2.5E-06	2.3E-06	2.9E-08	1.2E-07	9.8E-09	4.4E-08	3.3E-03	
Fraction of Total	1.0E+00	7.4E-04	6.9E-04	8.6E-06	3.6E-05	2.9E-06	1.3E-05		

----- AREA_CODE=m MEDIA=UCRS Groundwater -----

Analyte	Ingestion of vegetables	Ingestion of beef	Ingestion of milk	Ingestion of chicken	Ingestion of turkey	Ingestion of pork	Ingestion of eggs	Chemical Total	% of Total
Aluminum									
Antimony									
Arsenic	6.6E-05	4.4E-07	9.2E-08					6.6E-05	19.71
Barium									
Cadmium									
Chromium									
Cobalt									
Copper									
Fluoride									
Iron									
Lead									
Manganese									
Mercury									
Nickel									
Nitrate as Nitrogen									
Silica									
Silver									
Sulfate									
Tetraoxo-sulfate(1-)									
Thallium									
Uranium									
Vanadium									
Zinc									
Benzene	2.2E-06	1.0E-11	2.3E-11					2.2E-06	0.66
Bromodichloromethane	1.4E-05	6.4E-11	1.4E-10					1.4E-05	4.04
Chloroform	1.7E-06	5.9E-12	1.3E-11					1.7E-06	0.51
Dibromochloromethane	3.8E-06	2.4E-11	5.3E-11					3.8E-06	1.13
Ethanol									
Methylene chloride	1.6E-06	5.8E-13	1.3E-12					1.6E-06	0.48
Trichloroethene	8.2E-07	9.4E-12	2.1E-11					8.2E-07	0.24
Cesium-137	3.3E-07	7.0E-08	5.8E-08	5.5E-08	2.3E-07	2.4E-08	9.2E-10	7.7E-07	0.23
Cobalt-60	1.7E-07	1.3E-10	4.4E-10	1.0E-08	4.2E-08	1.8E-10	2.1E-10	2.3E-07	0.07
Neptunium-237	4.0E-07	1.4E-09	7.0E-11					4.0E-07	0.12
Plutonium-239	3.6E-07	1.3E-11	7.2E-12	1.6E-11	6.5E-11	7.5E-12	1.1E-12	3.6E-07	0.11
Radium-226	2.9E-06	1.2E-07	1.4E-07					3.2E-06	0.94
Radon-222									
Technetium-99	2.4E-04	1.5E-10	1.1E-09	1.8E-10	7.5E-10	1.6E-11	7.4E-09	2.4E-04	71.76
Pathway Total	3.4E-04	6.2E-07	2.9E-07	6.6E-08	2.7E-07	2.4E-08	8.6E-09	3.4E-04	
Fraction of Total	1.0E+00	1.9E-03	8.6E-04	1.9E-04	8.1E-04	7.2E-05	2.5E-05		

Table 5.9b Excess lifetime cancer risks from biota consumption for the resident (continued)

----- AREA_CODE=n MEDIA=McNairy Groundwater -----

Analyte	Ingestion of vegetables	Ingestion of beef	Ingestion of milk	Ingestion of chicken	Ingestion of turkey	Ingestion of pork	Ingestion of eggs	Chemical Total	% of Total
Aluminum									
Antimony									
Arsenic	7.7E-05	5.1E-07	1.1E-07					7.8E-05	9.03
Barium									
Beryllium	3.2E-04	1.1E-06	6.7E-09					3.2E-04	37.02
Cadmium									
Chromium									
Cobalt									
Fluoride									
Iron									
Manganese									
Mercury									
Molybdenum									
Nickel									
Nitrate as Nitrogen									
Silica									
Sulfate									
Tetraoxo-sulfate(1-)									
Thallium									
Uranium									
Vanadium									
Zinc									
Trichloroethene	3.6E-05	4.2E-10	9.2E-10					3.6E-05	4.24
Neptunium-237	3.0E-07	1.1E-09	5.3E-11					3.0E-07	0.03
Plutonium-239	1.7E-07	6.0E-12	3.3E-12	7.1E-12	3.0E-11	3.4E-12	4.9E-13	1.7E-07	0.02
Radium-226	2.6E-06	1.0E-07	1.2E-07					2.8E-06	0.33
Radon-222									
Technetium-99	4.2E-04	2.6E-10	1.8E-09	3.1E-10	1.3E-09	2.8E-11	1.3E-08	4.2E-04	49.31
Thorium-230	1.9E-07	6.7E-11	1.7E-11					1.9E-07	0.02
Pathway Total	8.6E-04	1.7E-06	2.4E-07	3.2E-10	1.3E-09	3.2E-11	1.3E-08	8.6E-04	
Fraction of Total	1.0E+00	2.0E-03	2.8E-04	3.7E-07	1.6E-06	3.7E-08	1.5E-05		

----- AREA_CODE=n MEDIA=Other Groundwater -----

Analyte	Ingestion of vegetables	Ingestion of beef	Ingestion of milk	Ingestion of chicken	Ingestion of turkey	Ingestion of pork	Ingestion of eggs	Chemical Total	% of Total
Aluminum									
Ammonia as Nitrogen									
Antimony									
Arsenic	4.4E-05	2.9E-07	6.1E-08					4.4E-05	2.11
Barium									
Beryllium	1.3E-04	4.3E-07	2.7E-09					1.3E-04	6.09
Cadmium									
Chromium									
Cobalt									
Fluoride									
Iron									
Kjeldahl Nitrogen									
Lead									
Manganese									
Mercury									
Nickel									
Nitrate as Nitrogen									
Silica									
Strontium									
Sulfate									
Sulfide									
Tetraoxo-sulfate(1-)									

Table 5.9b Excess lifetime cancer risks from biota consumption for the resident (continued)

----- AREA_CODE=n MEDIA=Other Groundwater -----
(continued)

Analyte	Ingestion of vegetables	Ingestion of beef	Ingestion of milk	Ingestion of chicken	Ingestion of turkey	Ingestion of pork	Ingestion of eggs	Chemical Total	% of Total
Thallium									
Tin									
Uranium									
Vanadium									
Zinc									
1,1-Dichloroethane									
1,1-Dichloroethene	4.9E-04	8.9E-10	2.0E-09					4.9E-04	23.43
1,2-Dichloroethene									
Acetone									
Di-n-butyl phthalate									
Methylene chloride	1.6E-06	5.8E-13	1.3E-12					1.6E-06	0.08
Naphthalene									
Phenanthrene									
Trichloroethene	5.3E-06	6.0E-11	1.3E-10					5.3E-06	0.25
Vinyl chloride	1.3E-03	6.5E-10	1.4E-09					1.3E-03	62.61
cis-1,2-Dichloroethene									
Neptunium-237	4.6E-07	1.6E-09	8.1E-11					4.6E-07	0.02
Radium-226	1.6E-06	6.2E-08	7.4E-08					1.7E-06	0.08
Radon-222									
Technetium-99	1.1E-04	6.5E-11	4.6E-10	7.8E-11	3.2E-10	7.0E-12	3.2E-09	1.1E-04	5.06
Thorium-228	8.8E-07	4.6E-07	2.1E-07					1.5E-06	0.07
Thorium-230	2.8E-07	9.9E-11	2.5E-11					2.8E-07	0.01
Uranium-234	1.3E-06	1.4E-09	9.0E-09	1.8E-08	7.5E-08	2.0E-08	7.4E-09	1.4E-06	0.07
Uranium-235	1.7E-07	2.4E-10	1.2E-09	2.4E-09	9.9E-09	2.7E-09	9.9E-10	1.9E-07	0.01
Uranium-238	1.9E-06	2.8E-09	1.4E-08	2.7E-08	1.1E-07	3.0E-08	1.1E-08	2.1E-06	0.10
Pathway Total	2.1E-03	1.2E-06	3.8E-07	4.7E-08	2.0E-07	5.3E-08	2.3E-08	2.1E-03	
Fraction of Total	1.0E+00	6.0E-04	1.8E-04	2.3E-05	9.5E-05	2.5E-05	1.1E-05		

----- AREA_CODE=n MEDIA=RGA Groundwater -----

Analyte	Ingestion of vegetables	Ingestion of beef	Ingestion of milk	Ingestion of chicken	Ingestion of turkey	Ingestion of pork	Ingestion of eggs	Chemical Total	% of Total
Aluminum									
Antimony									
Arsenic	4.7E-05	3.1E-07	6.6E-08					4.8E-05	0.03
Barium									
Beryllium	3.1E-04	1.1E-06	6.6E-09					3.1E-04	0.20
Bicarbonate									
Boron									
Cadmium									
Cerium									
Chromium									
Cobalt									
Copper									
Fluoride									
Gallium									
Iron									
Lead									
Lithium									
Manganese									
Mercury									
Molybdenum									
Nickel									
Nitrate as Nitrogen									
Selenium									
Silica									
Silver									

Table 5.9b Excess lifetime cancer risks from biota consumption for the resident (continued)

----- AREA_CODE=n MEDIA=RGA Groundwater ----- (continued)									
Analyte	Ingestion of vegetables	Ingestion of beef	Ingestion of milk	Ingestion of chicken	Ingestion of turkey	Ingestion of pork	Ingestion of eggs	Chemical Total	% of Total
Sulfate									
Tetraoxo-sulfate(1-)									
Thallium									
Thorium									
Tin									
Titanium									
Uranium									
Vanadium									
Zinc									
Zirconium									
1,1,2-Trichloroethane	3.0E-06	1.0E-11	2.3E-11					3.0E-06	0.00
1,1-Dichloroethene	1.2E-03	2.2E-09	4.9E-09					1.2E-03	0.77
1,2-Dichlorobenzene									
1,2-Dichloroethane	4.1E-06	2.9E-12	6.4E-12					4.1E-06	0.00
1,2-Dichloroethene									
1,3,5-Trimethylbenzene									
1,4-Dichlorobenzene	2.0E-08	3.4E-12	7.5E-12					2.0E-08	0.00
2-Butanone									
4-Bromofluorobenzene									
4-Methyl-2-pentanone									
Acetone									
Acrylonitrile	9.4E-04	8.7E-12	1.9E-11					9.4E-04	0.59
Benzene	7.1E-07	3.3E-12	7.3E-12					7.1E-07	0.00
Bis(2-ethylhexyl)phthalate	8.3E-07	5.5E-09	1.2E-08					8.5E-07	0.00
Bromomethane									
Butyl benzyl phthalate									
Carbazole	1.4E-06	6.6E-10	1.5E-09					1.4E-06	0.00
Carbon tetrachloride	3.3E-04	1.2E-08	2.6E-08					3.3E-04	0.21
Chlorobenzene									
Chloroform	2.3E-06	7.7E-12	1.7E-11					2.3E-06	0.00
Chloromethane	2.0E-06	1.9E-13	4.2E-13					2.0E-06	0.00
Chrysene	4.7E-08	2.0E-09	4.4E-09					5.4E-08	0.00
Di-n-butyl phthalate									
Dimethylbenzene									
Ethane									
Ethanol									
Ethylbenzene									
Ethylene									
Methylene chloride	1.7E-05	6.0E-12	1.3E-11					1.7E-05	0.01
PCB-1254	9.6E-06	8.1E-07	1.8E-06					1.2E-05	0.01
Polychlorinated biphenyl	2.2E-06	1.8E-07	4.0E-07					2.7E-06	0.00
Tetrachloroethene	3.0E-04	6.0E-09	1.3E-08					3.0E-04	0.19
Trichloroethene	1.5E-03	1.7E-08	3.7E-08					1.5E-03	0.92
Vinyl chloride	1.4E-01	7.6E-08	1.7E-07					1.4E-01	95.53
cis-1,2-Dichloroethene									
m,p-Xylene									
trans-1,2-Dichloroethene									
trans-1,3-Dichloropropene									
Americium-241	1.2E-06	1.8E-10	3.3E-11	1.1E-10	4.4E-10	5.4E-11	2.9E-11	1.2E-06	0.00
Cesium-137	7.5E-06	1.6E-06	1.3E-06	1.3E-06	5.3E-06	5.5E-07	2.1E-08	1.8E-05	0.01
Cobalt-60	9.3E-08	6.7E-11	2.4E-10	5.4E-09	2.2E-08	9.7E-11	1.1E-10	1.2E-07	0.00
Neptunium-237	2.1E-06	7.4E-09	3.7E-10					2.1E-06	0.00
Plutonium-239	1.2E-07	4.2E-12	2.3E-12	5.0E-12	2.1E-11	2.4E-12	3.5E-13	1.2E-07	0.00
Radium-226	1.2E-04	4.8E-06	5.8E-06					1.3E-04	0.08
Radon-222									
Technetium-99	2.3E-03	1.4E-09	9.9E-09	1.7E-09	7.0E-09	1.5E-10	7.0E-08	2.3E-03	1.43
Thorium-230	2.4E-07	8.6E-11	2.2E-11					2.4E-07	0.00
Uranium-234	9.9E-07	1.1E-09	7.1E-09	1.4E-08	5.8E-08	1.6E-08	5.8E-09	1.1E-06	0.00
Uranium-235	8.4E-07	1.2E-09	6.1E-09	1.2E-08	5.0E-08	1.3E-08	5.0E-09	9.3E-07	0.00
Uranium-235/236	8.4E-08	1.2E-10	6.1E-10	1.2E-09	5.0E-09	1.3E-09	4.9E-10	9.3E-08	0.00

Table 5.9b Excess lifetime cancer risks from biota consumption for the resident (continued)

----- AREA_CODE=n MEDIA=RGa Groundwater -----
(continued)

Analyte	Ingestion of vegetables	Ingestion of beef	Ingestion of milk	Ingestion of chicken	Ingestion of turkey	Ingestion of pork	Ingestion of eggs	Chemical Total	% of Total
Uranium-238	1.8E-05	2.7E-08	1.4E-07	2.6E-07	1.1E-06	2.9E-07	1.1E-07	2.0E-05	0.01
Pathway Total	1.5E-01	9.0E-06	9.8E-06	1.6E-06	6.5E-06	8.7E-07	2.1E-07	1.5E-01	
Fraction of Total	1.0E+00	5.6E-05	6.2E-05	9.8E-06	4.1E-05	5.5E-06	1.3E-06		

----- AREA_CODE=n MEDIA=UCRS Groundwater -----

Analyte	Ingestion of vegetables	Ingestion of beef	Ingestion of milk	Ingestion of chicken	Ingestion of turkey	Ingestion of pork	Ingestion of eggs	Chemical Total	% of Total
Aluminum									
Ammonia as Nitrogen									
Antimony									
Arsenic	2.0E-04	1.3E-06	2.8E-07					2.0E-04	0.05
Barium									
Beryllium	7.9E-05	2.7E-07	1.7E-09					7.9E-05	0.02
Cadmium									
Chromium									
Cobalt									
Copper									
Fluoride									
Iron									
Kjeldahl Nitrogen									
Lead									
Manganese									
Mercury									
Molybdenum									
Nickel									
Nitrate as Nitrogen									
Nitrate/Nitrite									
Orthophosphate									
Selenium									
Silica									
Silver									
Strontium									
Sulfate									
Sulfide									
Tetraoxo-sulfate(1-)									
Thallium									
Tin									
Uranium									
Vanadium									
Zinc									
1,1-Dichloroethene	3.7E-03	6.9E-09	1.5E-08					3.7E-03	0.84
1,2-Dichloroethane	7.5E-06	5.2E-12	1.2E-11					7.5E-06	0.00
1,2-Dichloroethene									
2,4-Dimethylphenol									
Benzene	5.5E-06	2.6E-11	5.7E-11					5.5E-06	0.00
Bis(2-ethylhexyl)phthalate	1.5E-07	1.0E-09	2.2E-09					1.6E-07	0.00
Bromodichloromethane	1.4E-05	6.4E-11	1.4E-10					1.4E-05	0.00
Chloroethane									
Chloroform	3.9E-06	1.3E-11	2.9E-11					3.9E-06	0.00
Di-n-butyl phthalate									
Dibromochloromethane	3.8E-06	2.4E-11	5.3E-11					3.8E-06	0.00
Dimethylbenzene									
Ethane									
Ethanol									
Ethylbenzene									
Ethylene									

Table 5.9b Excess lifetime cancer risks from biota consumption for the resident (continued)

----- AREA_CODE=n MEDIA=UCRS Groundwater -----									
(continued)									
Analyte	Ingestion of vegetables	Ingestion of beef	Ingestion of milk	Ingestion of chicken	Ingestion of turkey	Ingestion of pork	Ingestion of eggs	Chemical Total	% of Total
Fluorene									
Isophorone	1.6E-07	2.2E-13	4.8E-13					1.6E-07	0.00
Methylene chloride	1.7E-06	6.1E-13	1.4E-12					1.7E-06	0.00
Naphthalene									
Phenanthrene									
Trichloroethene	5.5E-03	6.3E-08	1.4E-07					5.5E-03	1.24
Vinyl chloride	3.5E-01	2.2E-07	4.8E-07					3.5E-01	97.49
cis-1,2-Dichloroethene									
trans-1,2-Dichloroethene									
Americium-241	-8.0E-07	-1.2E-10	-2.2E-11	-7.0E-11	-2.9E-10	-3.6E-11	-1.9E-11	-8.0E-07	-0.00
Cesium-137	3.3E-07	7.0E-08	5.8E-08	5.5E-08	2.3E-07	2.4E-08	9.2E-10	7.7E-07	0.00
Cobalt-60	1.5E-07	1.1E-10	3.8E-10	8.7E-09	3.6E-08	1.6E-10	1.8E-10	2.0E-07	0.00
Neptunium-237	1.4E-06	4.8E-09	2.4E-10					1.4E-06	0.00
Plutonium-239	6.0E-07	2.1E-11	1.2E-11	2.6E-11	1.1E-10	1.2E-11	1.8E-12	6.0E-07	0.00
Radium-226	2.2E-06	8.8E-08	1.0E-07					2.4E-06	0.00
Radon-222									
Technetium-99	1.6E-03	9.9E-10	6.9E-09	1.2E-09	4.9E-09	1.1E-10	4.9E-08	1.6E-03	0.36
Thorium-228	7.2E-07	3.7E-07	1.7E-07					1.3E-06	0.00
Uranium-234	2.6E-06	2.8E-09	1.9E-08	3.7E-08	1.6E-07	4.2E-08	1.6E-08	2.9E-06	0.00
Uranium-235	6.1E-07	8.6E-10	4.4E-09	8.6E-09	3.6E-08	9.6E-09	3.6E-09	6.7E-07	0.00
Uranium-235/236	5.2E-08	7.3E-11	3.7E-10	7.3E-10	3.0E-09	8.2E-10	3.0E-10	5.7E-08	0.00
Uranium-238	9.8E-06	1.5E-08	7.3E-08	1.4E-07	5.8E-07	1.6E-07	5.8E-08	1.1E-05	0.00
Pathway Total	3.6E-01	2.4E-06	1.4E-06	2.5E-07	1.0E-06	2.3E-07	1.3E-07	3.6E-01	
Fraction of Total	1.0E+00	5.5E-06	3.0E-06	5.6E-07	2.3E-06	5.2E-07	2.9E-07		

Table 5.10 Summary of risk characterization for area a

Receptor	Total ELCR ^{1,2}	ELCR COCs	% Total ELCR	ELCR POCs	% Total ELCR	Total HI ^{1,2}	Systemic Toxicity COCs	% Total HI	Systemic Toxicity POCs	% Total HI
Future Worker (McNairy Formation)	NV	NV	NV	NV	NV	NV	NV	NV	NV	NV
Future Worker (RGA)	3×10^{-2}	Arsenic 1,1-Dichloroethene Carbon tetrachloride Tetrachloroethene Trichloroethene ¹³⁷ Cs ²³⁷ Np ⁹⁹ Tc	<0.1 0.4 0.3 0.3 98.9 <0.1 <0.1 <0.1	Direct ingestion Dermal contact Inhalation of vapors	59.0 23.0 18.0	1,500	Arsenic Chromium Vanadium Carbon tetrachloride Tetrachloroethene Trichloroethene <i>cis</i> -1,2-Dichloroethene <i>trans</i> -1,2-Dichloroethene	<0.1 <0.1 <0.1 0.2 <0.1 99.7 <0.1 <0.1	Direct ingestion Dermal contact Inhalation of vapors	51.8 20.0 28.2
Future Worker (UCRS)	5.5×10^{-3}	Arsenic Beryllium 1,1-Dichloroethene Chloroform Trichloroethene ²³⁷ Np ²²² Rn	0.3 0.2 0.1 <0.1 96.9 <0.1 2.5	Direct ingestion Dermal contact Inhalation of vapors	58.0 22.0 20.0	260	Antimony Iron Vanadium Trichloroethene <i>cis</i> -1,2-Dichloroethene	<0.1 <0.1 <0.1 97.0 <0.1	Direct ingestion Dermal contact Inhalation of vapors	51.5 20.0 28.2
Future Worker (Other)	NV	NV	NV	NV	NV	NV	NV	NV	NV	NV
Recreator (McNairy Formation)	NV	NV	NV	NV	NV	NV	NV	NV	NV	NV
Recreator (RGA)	6.6×10^{-2}	Arsenic 1,1-Dichloroethene Carbon tetrachloride Tetrachloroethene Trichloroethene	<0.1 <0.1 0.1 0.8 99.1	Direct ingestion Dermal contact ³	1.7 98.3	3,500	Chromium Vanadium Carbon tetrachloride Tetrachloroethene Trichloroethene	<0.1 <0.1 <0.1 0.1 99.8	Direct ingestion Dermal contact ³	2.4 97.6
Recreator (UCRS)	1.2×10^{-2}	Arsenic Beryllium 1,1-Dichloroethene Trichloroethene	<0.1 0.3 <0.1 99.7	Direct ingestion Dermal contact ³	1.7 98.3	630	Antimony Chromium Vanadium Trichloroethene	<0.1 <0.1 <0.1 99.8	Direct ingestion Dermal contact ³	24.3 75.7
Recreator (Other)	NV	NV	NV	NV	NV	NV	NV	NV	NV	NV
Resident (McNairy Formation)	NV	NV	NV	NV	NV	NV	NV	NV	NV	NV
Resident (RGA)	2.9×10^{-1}	Arsenic 1,1-Dichloroethene	<0.1 0.8	Direct ingestion Dermal contact	29.0 5.2	38,000	Arsenic Barium	<0.1 <0.1	Direct ingestion Dermal contact	13.1 2.0

Table 5.10 Summary of risk characterization for area a (continued)

Receptor	Total ELCR ^{1,2}	ELCR COCs	% Total ELCR	ELCR POCs	% Total ELCR	Total HI ^{1,2}	Systemic Toxicity COCs	% Total HI	Systemic Toxicity POCs	% Total HI
		Carbon tetrachloride Chloroform Tetrachloroethene Trichloroethene ¹³⁷ Cs ²³⁷ Np ⁹⁹ Tc	0.3 <0.1 0.1 98.8 <0.1 <0.1 <0.1	Inhalation of vapors ⁴	65.6		Chromium Fluoride Iron Manganese Vanadium 1,1-Dichloroethene Carbon tetrachloride Tetrachloroethene Trichloroethene <i>cis</i> -1,2-Dichloroethene <i>trans</i> -1,2-Dichloroethene	<0.1 <0.1 <0.1 <0.1 <0.1 <0.1 0.3 <0.1 99.7 <0.1 <0.1	Inhalation of vapors ⁴	84.9
Resident (UCRS)	5.9 × 10 ⁻²	Arsenic Beryllium 1,1-Dichloroethene Chloroform Trichloroethene ²³⁷ Np ²²² Rn ⁹⁹ Tc	0.1 <0.1 0.3 0.1 98.8 <0.1 0.6 <0.1	Direct ingestion Dermal contact Inhalation of vapors ⁴	29.0 5.2 66.0	7,000	Aluminum Antimony Arsenic Chromium Iron Nickel Uranium Vanadium Chloroform Trichloroethene <i>cis</i> -1,2-Dichloroethene <i>trans</i> -1,2-Dichloroethene	<0.1 <0.1 <0.1 <0.1 <0.1 <0.1 <0.1 <0.1 <0.1 99.8 <0.1 <0.1	Direct ingestion Dermal contact Inhalation of vapors ⁴	13.2 2.0 84.7
Resident (Other)	NV	NV	NV	NV	NV	NV	NV	NV	NV	NV

Note: NV = No value was available for this groundwater source for this area.
 NoC = Land use scenario not of concern.
 Values for ELCR greater than 1 × 10⁻² fall outside the calculation bounds in EPA 1989a and are approximate values only.

¹ Total ELCR and total HI columns reflect values from Tables 5.1 to 5.9b for direct contact pathways without lead included.
² The ELCR values are those for lifetime exposure. The HI values are those for a child.
³ Sum of dermal contact while wading and while swimming.
⁴ Sum of inhalation of emissions from groundwater while showering and during household use.

Table 5.11 Summary of risk characterization for area b

Receptor	Total ELCR ^{1,2}	ELCR COCs	% Total ELCR	ELCR POCs	% Total ELCR	Total HI ^{1,2}	Systemic Toxicity COCs	% Total HI	Systemic Toxicity POCs	% Total HI
Future Worker (McNairy Formation)	4.0×10^{-5}	Trichloroethene ⁹⁹ Tc	97.2 2.8	Direct ingestion Dermal contact Inhalation of vapors	60.0 22.0 17.0	5.0	Antimony Trichloroethene	61.9 37.8	Direct ingestion Dermal contact Inhalation of vapors	72.2 17.1 10.7
Future Worker (RGA)	9.0×10^{-3}	Arsenic Beryllium 1,1-Dichloroethene Carbon tetrachloride Chloroform Tetrachloroethene Trichloroethene Vinyl chloride ²⁴¹ Am ²²⁶ Ra ²²² Rn ⁹⁹ Tc ²³⁸ U	0.2 1.5 <0.1 0.1 <0.1 1.5 1.8 92.5 <0.1 1.4 0.8 <0.1 0.2	Direct ingestion Dermal contact Inhalation of vapors	88.0 3.9 8.4	10.0	Arsenic Cadmium Chromium Iron Carbon tetrachloride Tetrachloroethene Trichloroethene <i>cis</i> -1,2-Dichloroethene	1.0 2.2 1.3 1.6 3.8 7.1 73.1 9.6	Direct ingestion Dermal contact Inhalation of vapors	55.1 20.2 25.4
Future Worker (UCRS)	3.0×10^{-3}	Arsenic Beryllium 1,1-Dichloroethene Benzene Trichloroethene Vinyl chloride ²²² Rn ⁹⁹ Tc ²³⁴ U ²³⁸ U	3.3 0.3 0.4 <0.1 62.5 22.5 10.4 <0.1 <0.1 0.5	Direct ingestion Dermal contact Inhalation of vapors	62.0 15.0 23.0	93.0	Arsenic Cadmium Chromium Iron Nickel Vanadium Trichloroethene <i>cis</i> -1,2-Dichloroethene	<0.1 <0.1 <0.1 <0.1 <0.1 <0.1 96.5 1.9	Direct ingestion Dermal contact Inhalation of vapors	52.7 19.5 28.0
Future Worker (Other)	NV	NV	NV	NV	NV	NV	NV	NV	NV	NV
Recreator (McNairy Formation)	8.9×10^{-5}	Trichloroethene	100.0	Direct ingestion Dermal contact ³	1.8 98.2	10.4	Antimony Trichloroethene	56.3 43.7	Direct ingestion Dermal contact ³	3.9 96.1
Recreator (RGA)	3.9×10^{-3}	Arsenic Beryllium 1,1-Dichloroethene Carbon tetrachloride Tetrachloroethene Trichloroethene Vinyl chloride	<0.1 8.9 <0.1 0.2 19.5 9.2 62.2	Direct ingestion Dermal contact ³	13.0 87.0	26	Beryllium Cadmium Chromium Vanadium Carbon tetrachloride Tetrachloroethene Trichloroethene	<0.1 2.8 <0.1 <0.1 1.3 19.2 71.7	Direct ingestion Dermal contact ³	2.5 97.5

Table 5.11 Summary of risk characterization for area b (continued)

Receptor	Total ELCR ^{1,2}	ELCR COCs	% Total ELCR	ELCR POCs	% Total ELCR	Total HI ^{1,2}	Systemic Toxicity COCs	% Total HI	Systemic Toxicity POCs	% Total HI
		²²⁶ Ra	0.1				<i>cis</i> -1,2-Dichloroethene	1.3		
Recreator (UCRS)	4.4 × 10 ⁻³	Arsenic Beryllium 1,1-Dichloroethene Trichloroethene Vinyl chloride	0.3 0.5 <0.1 94.7 4.4	Direct ingestion Dermal contact ³	2.7 97.3	220	Arsenic Cadmium Chromium Vanadium Trichloroethene <i>cis</i> -1,2-Dichloroethene	<0.1 0.2 0.1 0.3 99.0 0.3	Direct ingestion Dermal contact ³	2.5 97.5
Recreator (Other)	NV	NV	NV	NV	NV	NV	NV	NV	NV	NV
Resident (McNairy Formation)	4.4 × 10 ⁻⁴	Trichloroethene ⁹⁹ Tc	99.0 1.0	Direct ingestion Dermal contact Inhalation of vapors ⁴	30.0 5.2 65.5	70	Antimony Trichloroethene	27.3 72.6	Direct ingestion Dermal contact Inhalation of vapors ⁴	35.1 3.3 61.6
Resident (RGA)	7.0 × 10 ⁻²	Arsenic Beryllium 1,1,2-Trichloroethane 1,1-Dichloroethene 1,2-Dichloroethane Carbon tetrachloride Chloroform Tetrachloroethene Trichloroethene Vinyl chloride ²⁴¹ Am ²²⁶ Ra ²²² Rn ⁹⁹ Tc ²³⁴ U ²³⁸ U	0.1 0.9 <0.1 0.2 <0.1 0.2 0.1 0.8 2.4 94.3 <0.1 0.7 0.2 <0.1 <0.1 <0.1	Direct ingestion Dermal contact Inhalation of vapors ⁴	59.0 1.2 39.5	260	Aluminum Arsenic Barium Beryllium Cadmium Chromium Fluoride Iron Manganese Uranium Vanadium 1,1,2-Trichloroethane 1,2-Dichloroethane Carbon tetrachloride Chlorobenzene Chloroform Tetrachloroethene Trichloroethene <i>cis</i> -1,2-Dichloroethene	<0.1 0.3 <0.1 <0.1 0.5 0.3 <0.1 0.4 0.2 <0.1 0.2 <0.1 <0.1 5.3 <0.1 0.3 1.6 79.8 12.6	Direct ingestion Dermal contact Inhalation of vapors ⁴	14.4 2.1 84.1
Resident (UCRS)	2.7 × 10 ⁻²	Arsenic Beryllium 1,1-Dichloroethene Benzene Trichloroethene Vinyl chloride	1.9 0.1 1.0 <0.1 74.3 20.0	Direct ingestion Dermal contact Inhalation of vapors ⁴	35.0 4.1 60.3	2,500	Aluminum Arsenic Barium Cadmium Chromium Fluoride	<0.1 0.2 <0.1 <0.1 <0.1 <0.1	Direct ingestion Dermal contact Inhalation of vapors ⁴	13.3 1.7 85.0

Table 5.11 Summary of risk characterization for area b (continued)

Receptor	Total ELCR ^{1,2}	ELCR COCs	% Total ELCR	ELCR POCs	% Total ELCR	Total HI ^{1,2}	Systemic Toxicity COCs	% Total HI	Systemic Toxicity POCs	% Total HI
		²⁴¹ Am ²³⁹ Pu ²²⁶ Ra ²²² Rn ⁹⁹ Tc ²³⁴ U ²³⁸ U	<0.1 <0.1 <0.1 2.7 <0.1 <0.1 0.2				Iron Manganese Molybdenum Nickel Uranium Vanadium 1,1-Dichloroethene 1,2-Dichloroethene Benzene Trichloroethene <i>cis</i> -1,2-Dichloroethene <i>trans</i> -1,2-Dichloroethene	<0.1 <0.1 <0.1 <0.1 <0.1 <0.1 <0.1 <0.1 <0.1 97.4 2.3 <0.1		
Resident (Other)	NV	NV	NV	NV	NV	NV	NV	NV	NV	NV

Note: NV = No value was available for this groundwater source for this area.
 NoC = Land use scenario not of concern.
 Values for ELCR greater than 1×10^{-2} fall outside the calculation bounds in EPA 1989a and are approximate values only.

- ¹ Total ELCR and total HI columns reflect values from Tables 5.1 to 5.9b for direct contact pathways without lead included.
- ² The ELCR values are those for lifetime exposure. The HI values are those for a child.
- ³ Sum of dermal contact while wading and while swimming.
- ⁴ Sum of inhalation of emissions from groundwater while showering and during household use.

Table 5.12 Summary of risk characterization for area c

Receptor	Total ELCR ^{1,2}	ELCR COCs	% Total ELCR	ELCR POCs	% Total ELCR	Total HI ^{1,2}	Systemic Toxicity COCs	% Total HI	Systemic Toxicity POCs	% Total HI
Future Worker (McNairy Formation)	NV	NV	NV	NV	NV	NV	NV	NV	NV	NV
Future Worker (RGA)	5.0×10^{-4}	1,1-Dichloroethene Trichloroethene ²²² Rn ⁹⁹ Tc	8.2 5.4 85.8 0.4	Direct ingestion Dermal contact Inhalation of vapors	7.5 1.4 91.0	2.6	Chromium Iron Trichloroethene	31.2 8.7 51.0	Direct ingestion Dermal contact Inhalation of vapors	69.5 15.6 14.9
Future Worker (UCRS)	3.0×10^{-6}	Chloroform	71.4	Direct ingestion Dermal contact Inhalation of vapors	33.0 3.0 64.0	0.2	NoC	-	NoC	-
Future Worker (Other)	NV	NV	NV	NV	NV	NV	NV	NV	NV	NV
Recreator (McNairy Formation)	NV	NV	NV	NV	NV	NV	NV	NV	NV	NV
Recreator (RGA)	6.9×10^{-5}	1,1-Dichloroethene Trichloroethene	10.6 89.0	Direct ingestion Dermal contact ³	3.5 96.5	4.9	Chromium Trichloroethene	31.0 64.3	Direct ingestion Dermal contact ³	4.1 95.9
Recreator (UCRS)	$<1 \times 10^{-6}$	NoC	-	NoC	-	0.3	NoC	-	NoC	-
Recreator (Other)	NV	NV	NV	NV	NV	NV	NV	NV	NV	NV
Resident (McNairy Formation)	NV	NV	NV	NV	NV	NV	NV	NV	NV	NV
Resident (RGA)	2.4×10^{-3}	1,1-Dichloroethene Chloroform Trichloroethene ²²² Rn ⁹⁹ Tc	41.3 1.4 12.7 44.3 0.3	Direct ingestion Dermal contact Inhalation of vapors ⁴	8.4 0.7 91.0	44	Aluminum Barium Chromium Iron Manganese Molybdenum 1,1-Dichloroethene Chloroform Trichloroethene <i>cis</i> -1,2-Dichloroethene	0.6 0.3 11.2 3.4 1.0 1.1 1.2 0.6 79.9 0.7	Direct ingestion Dermal contact Inhalation of vapors ⁴	27.6 2.5 69.9
Resident (UCRS)	8.6×10^{-5}	Benzene Chloroform Trichloroethene ⁹⁹ Tc	3.4 91.8 2.3 2.5	Direct ingestion Dermal contact Inhalation of vapors ⁴	5.4 0.3 94.0	2.3	Aluminum Iron Manganese Vanadium Benzene Chloroform	5.5 18.8 8.7 16.0 11.1 26.6	Direct ingestion Dermal contact Inhalation of vapors ⁴	54.2 3.1 42.7

Table 5.12 Summary of risk characterization for area c (continued)

Receptor	Total ELCR ^{1,2}	ELCR COCs	% Total ELCR	ELCR POCs	% Total ELCR	Total HI ^{1,2}	Systemic Toxicity COCs	% Total HI	Systemic Toxicity POCs	% Total HI
							Trichloroethene	10.4		
Resident (Other)	NV	NV	NV	NV	NV	NV	NV	NV	NV	NV

Note: NV = No value was available for this groundwater source for this area.
 NoC = Land use scenario not of concern.
 Values for ELCR greater than 1×10^{-2} fall outside the calculation bounds in EPA 1989a and are approximate values only.

- ¹ Total ELCR and total HI columns reflect values from Tables 5.1 to 5.9b for direct contact pathways without lead included.
- ² The ELCR values are those for lifetime exposure. The HI values are those for a child.
- ³ Sum of dermal contact while wading and while swimming.
- ⁴ Sum of inhalation of emissions from groundwater while showering and during household use.

Table 5.13 Summary of risk characterization for area d

Receptor	Total ELCR ^{1,2}	ELCR COCs	% Total ELCR	ELCR POCs	% Total ELCR	Total HI ^{1,2}	Systemic Toxicity COCs	% Total HI	Systemic Toxicity POCs	% Total HI
Future Worker (McNairy Formation)	$<1 \times 10^{-6}$	NoC	-	NoC	-	<0.1	NoC	-	NoC	-
Future Worker (RGA)	3.1×10^{-4}	Arsenic Methylene chloride Tetrachloroethene Trichloroethene ²⁴¹ Am ¹³⁷ Cs ²²⁶ Ra ²²² Rn	6.8 0.4 0.7 17.9 0.3 1.3 0.5 71.7	Direct ingestion Dermal contact Inhalation of vapors	21.0 4.6 75.0	3.6	Arsenic Chromium Manganese Vanadium Trichloroethene	3.7 3.8 7.6 3.3 75.8	Direct ingestion Dermal contact Inhalation of vapors	59.9 17.2 21.7
Future Worker (UCRS)	6.0×10^{-4}	Arsenic Beryllium 1,1-Dichloroethene Trichloroethene ²³⁷ Np ²²³ Rn ²³⁴ U ²³⁸ U	3.2 5.8 11.2 53.8 0.7 22.2 0.6 1.7	Direct ingestion Dermal contact Inhalation of vapors	48.0 14.0 38.0	26	Antimony Arsenic Cadmium Chromium Iron Manganese Uranium Vanadium Trichloroethene	2.8 <0.1 1.2 <0.1 9.5 23.7 <0.1 1.4 59.5	Direct ingestion Dermal contact Inhalation of vapors	67.1 15.2 17.2
Future Worker (Other)	$<1 \times 10^{-6}$	NoC	-	NoC	-	<0.1	NoC	-	NoC	-
Recreator (McNairy Formation)	$<1 \times 10^{-6}$	NoC	-	NoC	-	<0.1	NoC	-	NoC	-
Recreator (RGA)	1.4×10^{-4}	Arsenic Tetrachloroethene Trichloroethene	2.2 8.4 88.7	Direct ingestion Dermal contact ³	2.8 97.2	7.6	Chromium Manganese Vanadium Trichloroethene	3.4 3.8 5.1 85.5	Direct ingestion Dermal contact ³	2.8 97.2
Recreator (UCRS)	8.5×10^{-4}	Arsenic Beryllium 1,1-Dichloroethene Trichloroethene	0.4 10.9 1.4 87.2	Direct ingestion Dermal contact ³	2.2 97.8	48	Antimony Cadmium Chromium Iron Manganese Vanadium Trichloroethene	2.9 2.1 0.4 2.0 14.0 2.4 78.6	Direct ingestion Dermal contact ³	4.2 95.8
Recreator (Other)	$<1 \times 10^{-6}$	NoC	-	NoC	-	<0.1	NoC	-	NoC	-
Resident (McNairy Formation)	1.2×10^{-6}	Trichloroethene	100.0	Direct ingestion Dermal contact Inhalation of vapors ⁴	29.0 5.265.6	0.2	NoC	-	NoC	-

Table 5.13 Summary of risk characterization for area d (continued)

Receptor	Total ELCR ^{1,2}	ELCR COCs	% Total ELCR	ELCR POCs	% Total ELCR	Total HI ^{1,2}	Systemic Toxicity COCs	% Total HI	Systemic Toxicity POCs	% Total HI
	1.3 × 10 ⁻³	Arsenic Methylene chloride Tetrachloroethene Trichloroethene ²⁴¹ Am ¹³⁷ Cs ²²⁶ Ra ²²² Rn ²³⁴ U ²³⁸ U	8.5 0.9 0.7 46.4 0.3 1.3 0.5 41.1 0.1 0.2	Direct ingestion Dermal contact Inhalation of vapors ⁴	25.0 2.7 72.0	80	Arsenic Barium Chromium Fluoride Iron Manganese Vanadium Trichloroethene <i>cis</i> -1,2-Dichloroethene	1.1 0.3 1.1 0.2 0.6 2.2 8.6 91.2 1.8	Direct ingestion Dermal contact Inhalation of vapors ⁴	14.1 6.8 79.1
Resident (UCRS)	6.0 × 10 ⁻³	Arsenic Beryllium 1,1-Dichloroethene 1,2-Dichloroethane Benzene Methylene chloride Trichloroethene ²³⁷ Np ²²² Rn ⁹⁹ Tc ²²⁸ Th ²³⁴ U ²³⁵ U ²³⁸ U	1.8 2.7 27.1 0.3 0.2 <0.1 60.8 0.3 5.6 <0.1 <0.1 0.2 <0.1 0.7	Direct ingestion Dermal contact Inhalation of vapors ⁴	26.0 3.6 70.0	490	Aluminum Antimony Arsenic Barium Cadmium Chromium Fluoride Iron Manganese Nickel Nitrate/Nitrite Strontium Uranium Vanadium 1,1-Dichloroethene 1,2-Dichloroethane 1,2-Dichloroethene Benzene Ethylbenzene Naphthalene Trichloroethene <i>cis</i> -1,2-Dichloroethene	<0.1 0.9 0.2 <0.1 0.4 0.1 <0.1 3.4 8.2 <0.1 <0.1 <0.1 0.2 0.4 0.2 <0.1 <0.1 0.3 <0.1 0.7 85.7 <0.1	Direct ingestion Dermal contact Inhalation of vapors ⁴	24.1 1.9 74.0
Resident (Other)	1.4 × 10 ⁻⁶	Methylene chloride	100.0	Direct ingestion Dermal contact Inhalation of vapors ⁴	52.0 0.4 48.0	<0.1	NoC	-	NoC	-

Note: NV = No value was available for this groundwater source for this area.
 NoC = Land use scenario not of concern.
 Values for ELCR greater than 1 × 10⁻² fall outside the calculation bounds in EPA 1989a and are approximate values only.

¹ Total ELCR and total HI columns reflect values from Tables 5.1 to 5.9b for direct contact pathways without lead included.

Table 5.13 Summary of risk characterization for area d (continued)

- 2 The ELCR values are those for lifetime exposure. The HI values are those for a child.
- 3 Sum of dermal contact while wading and while swimming.
- 4 Sum of inhalation of emissions from groundwater while showering and during household use.

Table 5.14 Summary of risk characterization for area e

Receptor	Total ELCR ^{1,2}	ELCR COCs	% Total ELCR	ELCR POCs	% Total ELCR	Total HI ^{1,2}	Systemic Toxicity COCs	% Total HI	Systemic Toxicity POCs	% Total HI
Future Worker (McNairy Formation)	3.7×10^{-4}	Arsenic Beryllium ²²² Rn	20.9 56.9 22.2	Direct ingestion Dermal contact Inhalation of vapors	62.0 15.0 22.0	3.2	Arsenic Cadmium Chromium Iron Manganese Vanadium	14.8 17.4 14.7 15.5 3.6 26.8	Direct ingestion Dermal contact	84.4 15.5
Future Worker (RGA)	3.5×10^{-4}	Arsenic Beryllium Trichloroethene ²²² Rn ⁹⁹ Tc	3.8 35.1 25.9 33.9 1.2	Direct ingestion Dermal contact Inhalation of vapors	46.0 15.0 38.0	5.4	Cadmium Vanadium Trichloroethene	7.9 1.6 80.9	Direct ingestion Dermal contact Inhalation of vapors	57.6 19.4 22.9
Future Worker (UCRS)	6.6×10^{-5}	Arsenic ²²² Rn	26.1 73.8	Direct ingestion Inhalation of vapors	26.0 74.0	1.6	Arsenic Chromium Iron Vanadium	6.6 10.9 9.3 54.6	Direct ingestion Dermal contact	82.9 17.0
Future Worker (Other)	NV	NV	NV	NV	NV	NV	NV	NV	NV	NV
Recreator (McNairy Formation)	5.7×10^{-4}	Arsenic Beryllium	2.1 97.9	Direct ingestion Dermal contact ³	2.7 97.3	6.2	Arsenic Beryllium Cadmium Chromium Iron Manganese Vanadium	1.7 3.5 29.1 14.5 3.1 2.0 44.9	Direct ingestion Dermal contact ³	5.0 95.0
Recreator (RGA)	5.3×10^{-4}	Arsenic Beryllium Trichloroethene	0.4 60.9 38.7	Direct ingestion Dermal contact ³	2.0 98.0	12	Beryllium Cadmium Vanadium Trichloroethene	1.0 10.8 3.9 83.1	Direct ingestion Dermal contact ³	2.8 97.2
Recreator (UCRS)	2.8×10^{-6}	Arsenic	93.1	Direct ingestion Dermal contact ³	40.0 60.0	3.4	Chromium Vanadium	9.9 83.9	Direct ingestion Dermal contact ³	4.5 95.5
Recreator (Other)	NV	NV	NV	NV	NV	NV	NV	NV	NV	NV
Resident (McNairy Formation)	1.6×10^{-3}	Arsenic Beryllium Trichloroethene ²²² Rn	26.0 61.1 <0.1 12.7	Direct ingestion Dermal contact Inhalation of vapors ⁴	78.0 9.0 12.3	20	Arsenic Barium Beryllium Cadmium	16.2 1.4 2.0 16.0	Direct ingestion Dermal contact Inhalation of vapors ⁴	92.6 6.8 0.6

Table 5.14 Summary of risk characterization for area e (continued)

Receptor	Total ELCR ^{1,2}	ELCR COCs	% Total ELCR	ELCR POCs	% Total ELCR	Total HI ^{1,2}	Systemic Toxicity COCs	% Total HI	Systemic Toxicity POCs	% Total HI
							Chromium Fluoride Iron Manganese Nickel Uranium Vanadium Trichloroethene	14.6 1.7 16.8 3.8 0.9 0.6 24.7 0.8		
Resident (RGA)	2.0×10^{-3}	Arsenic Cadmium Trichloroethene ²²² Rn ⁹⁹ Tc	3.7 29.1 51.5 14.9 0.9	Direct ingestion Dermal contact Inhalation of vapors ⁴	44.0 6.9 49.0	120	Arsenic Barium Beryllium Cadmium Fluoride Iron Molybdenum Silver Vanadium 2-Butanone Trichloroethene <i>trans</i> -1,2-Dichloroethene	0.5 0.1 0.2 2.0 0.1 0.5 0.3 0.4 0.7 0.2 94.7 0.1	Direct ingestion Dermal contact Inhalation of vapors ⁴	17.1 2.3 80.6
Resident (UCRS)	2.1×10^{-4}	Arsenic ²²² Rn	43.4 56.2	Direct ingestion Dermal contact Inhalation of vapors ⁴	43.0 0.2 56.7	9.9	Aluminum Arsenic Barium Chromium Fluoride Iron Nickel Vanadium Trichloroethene	2.9 7.3 4.3 10.9 6.0 10.2 5.5 50.6 1.1	Direct ingestion Dermal contact Inhalation of vapors ⁴	91.6 7.5 0.9
Resident (Other)	NV	NV	NV	NV	NV	NV	NV	NV	NV	NV

Note: NV = No value was available for this groundwater source for this area.
 NoC = Land use scenario not of concern.
 Values for ELCR greater than 1×10^{-2} fall outside the calculation bounds in EPA 1989a and are approximate values only.

¹ Total ELCR and total HI columns reflect values from Tables 5.1 to 5.9b for direct contact pathways without lead included.
² The ELCR values are those for lifetime exposure. The HI values are those for a child.
³ Sum of dermal contact while wading and while swimming.
⁴ Sum of inhalation of emissions from groundwater while showering and during household use.

Table 5.15 Summary of risk characterization for area f

Receptor	Total ELCR ^{1,2}	ELCR COCs	% Total ELCR	ELCR POCs	% Total ELCR	Total HI ^{1,2}	Systemic Toxicity COCs	% Total HI	Systemic Toxicity POCs	% Total HI
Future Worker (McNairy Formation)	$<1 \times 10^{-6}$	NoC	-	NoC	-	0.03	NoC	-	NoC	-
Future Worker (RGA)	2.5×10^{-4}	Arsenic 1,1-Dichloroethene Bis(2-ethylhexyl)phthalate Trichloroethene ²²² Rn	5.6 10.2 0.8 19.9 63.2	Direct ingestion Dermal contact Inhalation of vapors	23.0 5.0 72.0	3.9	Cadmium Chromium Vanadium Trichloroethene	19.9 8.2 3.6 61.0	Direct ingestion Dermal contact Inhalation of vapors	62.1 20.1 17.8
Future Worker (UCRS)	1.4×10^{-4}	²²² Rn	99.7	Inhalation of vapors	100.0	0.3	NoC	-	NoC	-
Future Worker (Other)	NV	NV	NV	NV	NV	NV	NV	NV	NV	NV
Recreator (McNairy Formation)	$<1 \times 10^{-6}$	NoC	-	NoC	-	0.02	NoC	-	NoC	-
Recreator (RGA)	1.2×10^{-4}	Arsenic 1,1-Dichloroethene Bis(2-ethylhexyl)phthalate Trichloroethene	1.7 3.6 4.9 89.5	Direct ingestion Dermal contact ³	3.0 97.0	9.4	Cadmium Chromium Vanadium Trichloroethene	26.3 6.4 4.7 60.6	Direct ingestion Dermal contact ³	2.9 97.1
Recreator (UCRS)	$<1 \times 10^{-6}$	NoC	-	NoC	-	0.4	NoC	-	NoC	-
Recreator (Other)	NV	NV	NV	NV	NV	NV	NV	NV	NV	NV
Resident (McNairy Formation)	$<1 \times 10^{-6}$	NoC	-	NoC	-	0.2	NoC	-	NoC	-
Resident (RGA)	1.6×10^{-3}	Arsenic 1,1-Dichloroethene Bis(2-ethylhexyl)phthalate Carbon tetrachloride Trichloroethene ²²² Rn	4.6 37.3 0.6 0.3 33.6 23.7	Direct ingestion Dermal contact Inhalation of vapors ⁴	19.0 1.9 79.0	74	Arsenic Barium Cadmium Chromium Iron Manganese Vanadium 1,1-Dichloroethene 1,2-Dichloroethene Bis(2-ethylhexyl)phthalate Carbon tetrachloride Trichloroethene <i>cis</i> -1,2-Dichloroethene	0.8 0.4 6.0 2.7 0.4 0.1 1.1 0.4 1.0 0.2 0.7 85.7 0.5	Direct ingestion Dermal contact Inhalation of vapors ⁴	22.1 2.8 75.0

Table 5.15 Summary of risk characterization for area f (continued)

Receptor	Total ELCR ^{1,2}	ELCR COCs	% Total ELCR	ELCR POCs	% Total ELCR	Total HI ^{1,2}	Systemic Toxicity COCs	% Total HI	Systemic Toxicity POCs	% Total HI
Resident (UCRS)	3.5×10^{-4}	²²² Rn ⁹⁹ Tc	99.3 0.4	Direct ingestion Inhalation of vapors ⁴	0.5 99.8	2.2	Aluminum Barium Iron Manganese Vanadium Trichloroethene	20.9 5.3 41.1 5.2 21.7 5.2	Direct ingestion Dermal contact Inhalation of vapors ⁴	91.8 3.8 4.3
Resident (Other)	NV	NV	NV	NV	NV	NV	NV	NV	NV	NV

Note: NV = No value was available for this groundwater source for this area.

NoC = Land use scenario not of concern.

Values for ELCR greater than 1×10^{-2} fall outside the calculation bounds in EPA 1989a and are approximate values only.

¹ Total ELCR and total HI columns reflect values from Tables 5.1 to 5.9b for direct contact pathways without lead included.

² The ELCR values are those for lifetime exposure. The HI values are those for a child.

³ Sum of dermal contact while wading and while swimming.

⁴ Sum of inhalation of emissions from groundwater while showering and during household use.

Table 5.16 Summary of risk characterization for area g

Receptor	Total ELCR ^{1,2}	ELCR COCs	% Total ELCR	ELCR POCs	% Total ELCR	Total HI ^{1,2}	Systemic Toxicity COCs	% Total HI	Systemic Toxicity POCs	% Total HI
Future Worker (McNairy Formation)	1.6×10^{-5}	Arsenic ²²⁶ Ra	84.2 10.7	Direct ingestion	99.0	0.1	NoC	-	NoC	-
Future Worker (RGA)	2.0×10^{-4}	Arsenic ²²² Rn	6.6 92.7	Direct ingestion Inhalation of vapors	7.3 93.0	0.9	NoC	-	NoC	-
Future Worker (UCRS)	1.8×10^{-4}	²²⁶ Ra ²²² Rn	1.0 98.7	Direct ingestion Inhalation of vapors	1.3 99.0	0.7	NoC	-	NoC	-
Future Worker (Other)	NV	NV	NV	NV	NV	NV	NV	NV	NV	NV
Recreator (McNairy Formation)	2.1×10^{-6}	Arsenic	95.6	Dermal contact ³	54.0	0.04	NoC	-	NoC	-
Recreator (RGA)	2.2×10^{-6}	Arsenic	90.9	Dermal contact ³	68.0	1.7	Cadmium Chromium	59.6 34.3	Dermal contact ³	91.3
Recreator (UCRS)	$<1 \times 10^{-6}$	NoC	-	NoC	-	1.4	Chromium Manganese Vanadium	45.8 10.3 43.3	Dermal contact ³	95.3
Recreator (Other)	NV	NV	NV	NV	NV	NV	NV	NV	NV	NV
Resident (McNairy Formation)	8.2×10^{-5}	Arsenic ²³⁷ Np ²²⁶ Ra	87.4 3.0 8.5	Direct ingestion	100.0	0.8	NoC	-	NoC	-
Resident (RGA)	5.4×10^{-4}	Arsenic ²³⁷ Np ²²⁶ Ra ²²² Rn	13.3 0.3 0.5 85.5	Direct ingestion Inhalation of vapors ⁴	14.0 85.3	5.7	Aluminum Arsenic Cadmium Chromium Iron Nickel	1.8 9.7 31.9 33.3 11.7 7.6	Direct ingestion Dermal contact	91.4 7.3
Resident (UCRS)	4.6×10^{-4}	²²⁶ Ra ²²² Rn	1.7 97.8	Direct ingestion Inhalation of vapors ⁴	2.2 97.4	4.3	Chromium Manganese Nitrate as Nitrogen Vanadium	49.5 20.4 2.8 25.6	Direct ingestion Dermal contact	92.7 7.3
Resident (Other)	NV	NV	NV	NV	NV	NV	NV	NV	NV	NV

Note: NV = No value was available for this groundwater source for this area.
 NoC = Land use scenario not of concern.
 Values for ELCR greater than 1×10^{-2} fall outside the calculation bounds in EPA 1989a and are approximate values only.

¹ Total ELCR and total HI columns reflect values from Tables 5.1 to 5.9b without lead included.

Table 5.16 Summary of risk characterization for area g (continued)

- 2 The ELCR values are those for lifetime exposure. The HI values are those for a child.
- 3 Sum of dermal contact while wading and while swimming.
- 4 Sum of inhalation of emissions from groundwater while showering and during household use.

Table 5.17 Summary of risk characterization for area h

Receptor	Total ELCR ^{1,2}	ELCR COCs	% Total ELCR	ELCR POCs	% Total ELCR	Total HI ^{1,2}	Systemic Toxicity COCs	% Total HI	Systemic Toxicity POCs	% Total HI
Future Worker (McNairy Formation)	7.9×10^{-5}	²²⁶ Ra ²²² Rn	2.0 97.7	Direct ingestion Inhalation of vapors	2.3 98.0	<0.1	NoC	-	NoC	-
Future Worker (RGA)	1.1×10^{-4}	Arsenic ²²² Rn	12.9 86.9	Direct ingestion Inhalation of vapors	13.0 87.0	1.1	Chromium Iron Vanadium	48.3 21.9 11.6	Direct ingestion Dermal contact	88.4 11.4
Future Worker (UCRS)	7.9×10^{-5}	²²² Rn	100.0	Inhalation of vapors	100.0	0.3	NoC	-	NoC	-
Future Worker (Other)	2.5×10^{-4}	²²² Rn	99.6	Inhalation of vapors	100.0	1.9	Antimony Chromium Fluoride Vanadium	66.4 5.7 2.2 11.9	Direct ingestion Dermal contact	85.6 14.4
Recreator (McNairy Formation)	$<1 \times 10^{-6}$	NoC	-	NoC	-	<0.1	NoC	-	NoC	-
Recreator (RGA)	2.4×10^{-6}	Arsenic	92.4	Dermal contact ³	60.0	1.6	Chromium Vanadium	63.7 25.8	Direct ingestion Dermal contact ³	7.0 93.0
Recreator (UCRS)	$<1 \times 10^{-6}$	NoC	-	NoC	-	0.3	NoC	-	NoC	-
Recreator (Other)	$<1 \times 10^{-6}$	NoC	-	NoC	-	3.4	Antimony Chromium Vanadium	70.6 6.0 21.3	Direct ingestion Dermal contact ³	5.4 94.6
Resident (McNairy Formation)	2.0×10^{-4}	²²⁶ Ra ²²² Rn	3.4 96.1	Direct ingestion Inhalation of vapors ⁴	3.9 96.3	0.4	NoC	-	NoC	-
Resident (RGA)	3.3×10^{-4}	Arsenic ²²² Rn	24.3 75.2	Direct ingestion Inhalation of vapors ⁴	25.0 75.4	7.2	Aluminum Arsenic Chromium Iron Nitrate as Nitrogen Vanadium Trichloroethene <i>cis</i> -1,2-Dichloroethene	2.2 8.6 45.9 22.7 4.3 10.2 1.4 1.7	Direct ingestion Dermal contact Inhalation of vapors ⁴	92.6 4.7 2.6
Resident (UCRS)	2.0×10^{-4}	²²² Rn	100.0	Inhalation of vapors ⁴	99.7	2.2	Aluminum Iron Nickel Vanadium	5.0 15.4 50.8 19.8	Direct ingestion Dermal contact	96.8 3.2
Resident (Other)	6.3×10^{-4}	²²⁶ Ra ²²² Rn	0.4 99.4	Direct ingestion Inhalation of vapors ⁴	0.6 99.6	12	Antimony Chromium	66.0 5.6	Direct ingestion Dermal contact	93.7 6.3

Table 5.17 Summary of risk characterization for area h (continued)

Receptor	Total ELCR ^{1,2}	ELCR COCs	% Total ELCR	ELCR POCs	% Total ELCR	Total HI ^{1,2}	Systemic Toxicity COCs	% Total HI	Systemic Toxicity POCs	% Total HI
							Fluoride Nickel Nitrate as Nitrogen Vanadium	12.5 1.7 1.0 10.9		

Note: NV = No value was available for this groundwater source for this area.
 NoC = Land use scenario not of concern.
 Values for ELCR greater than 1×10^{-2} fall outside the calculation bounds in EPA 1989a and are approximate values only.

¹ Total ELCR and total HI columns reflect values from Tables 5.1 to 5.9b for direct contact pathways without lead included.

² The ELCR values are those for lifetime exposure. The HI values are those for a child.

³ Sum of dermal contact while wading and while swimming.

⁴ Sum of inhalation of emissions from groundwater while showering and during household use.

Table 5.18 Summary of risk characterization for area i

Receptor	Total ELCR ^{1,2}	ELCR COCs	% Total ELCR	ELCR POCs	% Total ELCR	Total HI ^{1,2}	Systemic Toxicity COCs	% Total HI	Systemic Toxicity POCs	% Total HI
Future Worker (McNairy Formation)	$<1 \times 10^{-6}$	NoC	-	NoC	-	0.5	NoC	-	NoC	-
Future Worker (RGA)	3.8×10^{-4}	Arsenic Beryllium Acrylonitrile Aroclor-1254 Vinyl chloride ²²⁶ Ra ²²² Rn	3.7 42.3 6.1 0.4 1.9 0.3 43.9	Direct ingestion Dermal contact Inhalation of vapors	43.0 12.0 45.0	4.9	Antimony Cadmium Chromium Vanadium Acrylonitrile Aroclor-1254	49.3 2.2 20.8 2.8 3.9 10.2	Direct ingestion Dermal contact Inhalation of vapors	79.1 18.6 2.2
Future Worker (UCRS)	1.8×10^{-4}	Arsenic ²²⁶ Ra ²²³ Rn	19.7 0.7 77.9	Direct ingestion Inhalation of vapors	22.0 78.0	2.4	Antimony Arsenic Cadmium Chromium Fluoride Iron Manganese Vanadium	17.2 8.9 7.2 4.5 5.9 7.6 12.6 23.6	Direct ingestion Dermal contact	87.4 12.6
Future Worker (Other)	NV	NV	NV	NV	NV	NV	NV	NV	NV	NV
Recreator (McNairy Formation)	$<1 \times 10^{-6}$	NoC	-	NoC	-	1.3	Manganese Vanadium	13.7 86.3	Dermal contact ³	96.4
Recreator (RGA)	4.6×10^{-4}	Arsenic Beryllium Acrylonitrile Bis(2-ethylhexyl)phthalate Carbazole Chrysene Aroclor-1254 PCBs Tetrachloroethene Vinyl chloride	0.5 93.9 0.5 0.3 0.6 0.3 1.8 0.4 1.0 0.5	Direct ingestion Dermal contact ³	2.3 97.7	11	Antimony Beryllium Cadmium Chromium Vanadium Aroclor-1254	41.4 1.5 3.0 17.3 3.9 30.7	Direct ingestion Dermal contact ³	3.9 96.1
Recreator (UCRS)	6.5×10^{-6}	Arsenic	81.1	Direct ingestion Dermal contact ³	38.0 62.0	4.0	Antimony Cadmium Chromium Manganese Vanadium	2.0 14.0 5.2 8.2 45.9	Direct ingestion Dermal contact ³	5.9 94.1

Table 5.18 Summary of risk characterization for area i (continued)

Receptor	Total ELCR ^{1,2}	ELCR COCs	% Total ELCR	ELCR POCs	% Total ELCR	Total HI ^{1,2}	Systemic Toxicity COCs	% Total HI	Systemic Toxicity POCs	% Total HI
Recreator (Other)	NV	NV	NV	NV	NV	NV	NV	NV	NV	NV
Resident (McNairy Formation)	$<1 \times 10^{-6}$	NoC	-	NoC	-	3.1	Manganese Vanadium	34.8 65.2	Direct ingestion Dermal contact	90.6 9.4
Resident (RGA)	1.7×10^{-3}	Arsenic Beryllium Acrylonitrile Benzene Bis(2-ethylhexyl)phthalate Carbazole Chloroform Chloromethane Aroclor-1254 PCBs Tetrachloroethene Trichloroethene Vinyl chloride ²⁴¹ Am ²²⁶ Ra ²²² Rn ⁹⁹ Tc	4.7 45.8 17.7 0.2 0.1 0.2 0.8 <0.1 0.3 <0.1 0.2 0.2 3.6 0.2 0.3 25.3 0.1	Direct ingestion Dermal contact Inhalation of vapors ⁴	54.0 7.0 39.0	37	Antimony Arsenic Beryllium Boron Cadmium Chromium Fluoride Iron Lithium Manganese Nickel Silver Vanadium 4-Methyl-2-pentanone Acrylonitrile Benzene Bromomethane Aroclor-1254 Trichloroethene	39.6 1.6 0.8 0.5 1.6 16.7 0.6 1.8 0.4 0.5 0.7 0.8 2.1 0.4 21.9 0.7 0.9 5.8 0.9	Direct ingestion Dermal contact Inhalation of vapors ⁴	70.1 6.5 23.4
Resident (UCRS)	5.8×10^{-4}	Arsenic Benzene Bromodichloromethane Chloroform Dibromochloromethane Methylene chloride Trichloroethene ²²⁶ Ra ²²² Rn ⁹⁹ Tc	32.9 1.2 0.5 3.3 0.6 0.2 0.4 0.9 59.6 0.2	Direct ingestion Dermal contact Inhalation of vapors ⁴	36.0 0.2 63.9	16	Aluminum Antimony Arsenic Barium Cadmium Chromium Copper Fluoride Iron Manganese Nickel Silver Uranium Vanadium	2.1 15.9 9.1 1.7 6.2 4.2 2.9 6.0 7.6 12.2 1.1 1.5 1.5 20.2	Direct ingestion Dermal contact Inhalation of vapors ⁴	88.0 5.3 6.7

Table 5.18 Summary of risk characterization for area i (continued)

Receptor	Total ELCR ^{1,2}	ELCR COCs	% Total ELCR	ELCR POCs	% Total ELCR	Total HI ^{1,2}	Systemic Toxicity COCs	% Total HI	Systemic Toxicity POCs	% Total HI
							Benzene Chloroform Trichloroethene	3.8 8.8 1.8		
Resident (Other)	NV	NV	NV	NV	NV	NV	NV	NV	NV	NV

Note: NV = No value was available for this groundwater source for this area.
 NoC = Land use scenario not of concern.
 Values for ELCR greater than 1×10^{-2} fall outside the calculation bounds in EPA 1989a and are approximate values only.

- ¹ Total ELCR and total HI columns reflect values from Tables 5.1 to 5.9b for direct contact pathways without lead included.
- ² The ELCR values are those for lifetime exposure. The HI values are those for a child.
- ³ Sum of dermal contact while wading and while swimming.
- ⁴ Sum of inhalation of emissions from groundwater while showering and during household use.

Table 5.19 Summary of risk characterization for area j

Receptor	Total ELCR ^{1,2}	ELCR COCs	% Total ELCR	ELCR POCs	% Total ELCR	Total HI ^{1,2}	Systemic Toxicity COCs	% Total HI	Systemic Toxicity POCs	% Total HI
Future Worker (McNairy Formation)	4.5×10^{-4}	Arsenic	100.0	Direct ingestion Dermal contact	99.0 0.9	4.2	Arsenic Manganese Molybdenum	67.7 16.9 15.0	Direct ingestion	97.8
Future Worker (RGA)	2.3×10^{-5}	Arsenic	100.0	Direct ingestion Dermal contact	99.0 0.9	1.3	Arsenic Iron Manganese Molybdenum Vanadium	10.8 11.9 41.9 18.8 13.9	Direct ingestion Dermal contact	92.2 7.8
Future Worker (UCRS)	NV	NV	NV	NV	NV	NV	NV	NV	NV	NV
Future Worker (Other)	NV	NV	NV	NV	NV	NV	NV	NV	NV	NV
Recreator (McNairy Formation)	6.8×10^{-5}	Arsenic	100.0	Direct ingestion Dermal contact ³	43.0 57.0	1.5	Arsenic Manganese Molybdenum	40.0 50.1 9.2	Direct ingestion Dermal contact ³	30.5 69.5
Recreator (RGA)	3.4×10^{-6}	Arsenic	100.0	Direct ingestion Dermal contact ³	43.0 57.0	1.3	Manganese Vanadium	44.2 43.6	Direct ingestion Dermal contact ³	10.2 89.8
Recreator (UCRS)	NV	NV	NV	NV	NV	NV	NV	NV	NV	NV
Recreator (Other)	NV	NV	NV	NV	NV	NV	NV	NV	NV	NV
Resident (McNairy Formation)	2.4×10^{-3}	Arsenic	100.0	Direct ingestion Dermal contact	99.6 0.4	28	Aluminum Arsenic Manganese Molybdenum	0.5 68.2 16.2 15.1	Direct ingestion Dermal contact	99.1 0.9
Resident (RGA)	1.2×10^{-4}	Arsenic	100.0	Direct ingestion Dermal contact	99.6 0.4	8.4	Aluminum Arsenic Iron Manganese Molybdenum Vanadium	2.7 11.3 12.3 41.8 19.6 12.3	Direct ingestion Dermal contact	96.7 3.3
Resident (UCRS)	NV	NV	NV	NV	NV	NV	NV	NV	NV	NV
Resident (Other)	NV	NV	NV	NV	NV	NV	NV	NV	NV	NV

Note: NV = No value was available for this groundwater source for this area.
NoC = Land use scenario not of concern.

Table 5.19 Summary of risk characterization for area j (continued)

Values for ELCR greater than 1×10^{-2} fall outside the calculation bounds in EPA 1989a and are approximate values only.

- ¹ Total ELCR and total HI columns reflect values from Tables 5.1 to 5.9b for direct contact pathways without lead included.
- ² The ELCR values are those for lifetime exposure. The HI values are those for a child.
- ³ Sum of dermal contact while wading and while swimming.
- ⁴ Sum of inhalation of emissions from groundwater while showering and during household use.

Table 5.20 Summary of risk characterization for area k

Receptor	Total ELCR ^{1,2}	ELCR COCs	% Total ELCR	ELCR POCs	% Total ELCR	Total HI ^{1,2}	Systemic Toxicity COCs	% Total HI	Systemic Toxicity POCs	% Total HI
Future Worker (McNairy Formation)	NV	NV	NV	NV	NV	NV	NV	NV	NV	NV
Future Worker (RGA)	NV	NV	NV	NV	NV	NV	NV	NV	NV	NV
Future Worker (UCRS)	NV	NV	NV	NV	NV	NV	NV	NV	NV	NV
Future Worker (Other)	6.4×10^{-4}	Arsenic Beryllium 1,1-Dichloroethene Trichloroethene Vinyl chloride ²²⁶ Ra ²²² Rn ²²⁸ Th	2.3 19.2 18.7 0.3 17.4 0.2 41.4 0.2	Direct ingestion Dermal contact Inhalation of vapors	42.0 5.9 52.0	11	Antimony Cadmium Chromium Iron Manganese Vanadium 1,2-Dichloroethene Trichloroethene <i>cis</i> -1,2-Dichloroethene	13.6 3.8 <0.1 48.7 24.6 2.3 1.5 <0.1 1.3	Direct ingestion Dermal contact Inhalation of vapors	90.4 7.4 2.1
Recreator (McNairy Formation)	NV	NV	NV	NV	NV	NV	NV	NV	NV	NV
Recreator (RGA)	NV	NV	NV	NV	NV	NV	NV	NV	NV	NV
Recreator (UCRS)	NV	NV	NV	NV	NV	NV	NV	NV	NV	NV
Recreator (Other)	3.8×10^{-4}	Arsenic Beryllium 1,1-Dichloroethene Trichloroethene Vinyl chloride	0.6 84.2 5.6 1.3 8.4	Direct ingestion Dermal contact ³	4.5 95.5	11	Antimony Beryllium Cadmium Chromium Iron Manganese Vanadium Trichloroethene	26.3 1.2 12.6 1.8 19.2 27.0 7.6 2.3	Direct ingestion Dermal contact ³	10.7 89.3
Resident (McNairy Formation)	NV	NV	NV	NV	NV	NV	NV	NV	NV	NV
Resident (RGA)	NV	NV	NV	NV	NV	NV	NV	NV	NV	NV
Resident (UCRS)	NV	NV	NV	NV	NV	NV	NV	NV	NV	NV

Table 5.20 Summary of risk characterization for area k (continued)

Receptor	Total ELCR ^{1,2}	ELCR COCs	% Total ELCR	ELCR POCs	% Total ELCR	Total HI ^{1,2}	Systemic Toxicity COCs	% Total HI	Systemic Toxicity POCs	% Total HI
Resident (Other)	5.1×10^{-3}	Arsenic	1.5	Direct ingestion	28.0	91	Aluminum	0.6	Direct ingestion	73.7
		Beryllium	11.1	Dermal contact	1.9		Antimony	10.6	Dermal contact	4.4
		1,1-Dichloroethene	56.0	Inhalation of vapors ⁴	70.0		Arsenic	0.7	Inhalation of vapors ⁴	21.9
		Methylene chloride	<0.1				Beryllium	0.3		
		Trichloroethene	0.5				Cadmium	2.8		
		Vinyl chloride	17.7				Chromium	0.7		
		²³⁷ Np	<0.1				Fluoride	0.5		
		²²⁶ Ra	<0.1				Iron	41.1		
		²²² Rn	12.8				Manganese	19.9		
		²²⁸ Th	<0.1				Nickel	0.4		
		²³⁴ U	<0.1				Vanadium	1.7		
		²³⁸ U	<0.1				1,1-Dichloroethene	1.7		
							1,2-Dichloroethene	6.0		
							Acetone	0.3		
							Naphthalene	7.8		
							Trichloroethene	3.1		
							<i>cis</i> -1,2-Dichloroethene	5.4		

Note: NV = No value was available for this groundwater source for this area.
 NoC = Land use scenario not of concern.
 Values for ELCR greater than 1×10^{-2} fall outside the calculation bounds in EPA 1989a and are approximate values only.

- ¹ Total ELCR and total HI columns reflect values from Tables 5.1 to 5.9b for direct contact pathways without lead included.
- ² The ELCR values are those for lifetime exposure. The HI values are those for a child.
- ³ Sum of dermal contact while wading and while swimming.
- ⁴ Sum of inhalation of emissions from groundwater while showering and during household use.

Table 5.21 Summary of risk characterization for area I

Receptor	Total ELCR ^{1,2}	ELCR COCs	% Total ELCR	ELCR POCs	% Total ELCR	Total HI ^{1,2}	Systemic Toxicity COCs	% Total HI	Systemic Toxicity POCs	% Total HI
Future Worker (McNairy Formation)	3.0×10^{-5}	Trichloroethene	97.2	Direct ingestion Dermal contact Inhalation of vapors	60.0 22.0 17.0	4.1	Antimony Trichloroethene	65.8 34.0	Direct ingestion Dermal contact Inhalation of vapors	73.5 16.9 9.6
Future Worker (RGA)	3.5×10^{-2}	Arsenic Beryllium 1,1-Dichloroethene Carbon tetrachloride Chloroform Tetrachloroethene Trichloroethene Vinyl chloride ¹³⁷ Cs ²³⁷ Np ²²⁶ Ra ²²² Rn ⁹⁹ Tc ²³⁸ U	<0.1 0.3 0.8 0.3 <0.1 0.4 2.6 94.9 <0.1 <0.1 0.2 0.4 <0.1 <0.1	Direct ingestion Dermal contact Inhalation of vapors	88.0 3.2 8.6	54.5	Arsenic Cadmium Chromium Iron 1,1-Dichloroethene Carbon tetrachloride Tetrachloroethene Trichloroethene <i>cis</i> -1,2-Dichloroethene <i>trans</i> -1,2-Dichloroethene	<0.1 <0.1 <0.1 <0.1 <0.1 7.4 1.4 80.7 6.5 1.7	Direct ingestion Dermal contact Inhalation of vapors	53.5 17.8 28.4
Future Worker (UCRS)	4.0×10^{-2}	Arsenic Beryllium 1,1-Dichloroethene Benzene Chloroform Trichloroethene Vinyl chloride ²²² Rn ⁹⁹ Tc ²³⁴ U ²³⁸ U	0.2 <0.1 2.2 <0.1 <0.1 5.4 91.4 0.7 <0.1 <0.1 <0.1	Direct ingestion Dermal contact Inhalation of vapors	87.0 3.5 9.9	110	Antimony Arsenic Cadmium Chromium Iron Manganese Vanadium 1,1-Dichloroethene Trichloroethene <i>cis</i> -1,2-Dichloroethene <i>trans</i> -1,2-Dichloroethene	<0.1 <0.1 <0.1 <0.1 <0.1 <0.1 <0.1 <0.1 93.8 6.8 <0.1	Direct ingestion Dermal contact Inhalation of vapors	52.8 19.0 28.9
Future Worker (Other)	$<1 \times 10^{-6}$	NoC	-	NoC	-	<0.1	NoC	-	NoC	-
Recreator (McNairy Formation)	6.6×10^{-5}	Trichloroethene	100.0	Direct ingestion Dermal contact ³	18.0 82.0	8.5	Antimony Trichloroethene	60.4 39.6	Direct ingestion Dermal contact ³	4.0 96.0
Recreator (RGA)	1.3×10^{-2}	Arsenic Beryllium 1,1-Dichloroethene Carbon tetrachloride Tetrachloroethene	<0.1 2.5 0.4 0.7 5.9	Direct ingestion Dermal contact ³	16.0 84.0	120	Beryllium Cadmium Chromium Vanadium Carbon tetrachloride	0.1 0.7 0.4 0.2 3.0	Direct ingestion Dermal contact ³	2.8 97.2

Table 5.21 Summary of risk characterization for area 1 (continued)

Receptor	Total ELCR ^{1,2}	ELCR COCs	% Total ELCR	ELCR POCs	% Total ELCR	Total HI ^{1,2}	Systemic Toxicity COCs	% Total HI	Systemic Toxicity POCs	% Total HI
		Trichloroethene Vinyl chloride ²²⁶ Ra	15.7 74.8 0.2				Ethylbenzene Tetrachloroethene Trichloroethene <i>cis</i> -1,2-Dichloroethene	0.1 4.2 90.3 1.0		
Recreator (UCRS)	1.6 × 10 ⁻²	Arsenic Beryllium 1,1-Dichloroethene Trichloroethene Vinyl chloride	<0.1 0.6 1.0 30.9 67.5	Direct ingestion Dermal contact ³	14.0 86.0	260	Antimony Arsenic Cadmium Chromium Manganese Vanadium 1,1-Dichloroethene Ethylbenzene Trichloroethene <i>cis</i> -1,2-Dichloroethene	0.6 <0.1 0.2 <0.1 <0.1 0.2 <0.1 <0.1 98.4 1.0	Direct ingestion Dermal contact ³	2.6 97.4
Recreator (Other)	<1 × 10 ⁻⁶	NoC	-	NoC	-	<0.1	NoC	-	NoC	-
Resident (McNairy Formation)	3.3 × 10 ⁻⁴	Trichloroethene ⁹⁹ Tc	98.9 1.1	Direct ingestion Dermal contact Inhalation of vapors ⁴	30.0 5.2 65.5	54	Antimony Trichloroethene	30.8 69.1	Direct ingestion Dermal contact Inhalation of vapors ⁴	37.9 3.5 58.7
Resident (RGA)	2.6 × 10 ⁻¹	Arsenic Beryllium 1,1,2-Trichloroethane 1,1-Dichloroethene 1,2-Dichloroethane Carbon tetrachloride Chloroform Methylene chloride Tetrachloroethene Trichloroethene Vinyl chloride ²⁴¹ Am ¹³⁷ Cs ²³⁷ Np ²²⁶ Ra ²²² Rn ⁹⁹ Tc ²³⁴ U	<0.1 0.2 <0.1 2.4 <0.1 0.4 <0.1 <0.1 0.2 3.4 93.1 <0.1 <0.1 <0.1 0.1 0.1 <0.1 <0.1	Direct ingestion Dermal contact Inhalation of vapors ⁴	57.0 1.0 41.6	1,500	Aluminum Arsenic Barium Beryllium Cadmium Chromium Fluoride Iron Manganese Molybdenum Uranium Vanadium 1,1,2-Trichloroethane 1,1-Dichloroethene 1,2-Dichloroethane Carbon tetrachloride Chlorobenzene Chloroform	<0.1 <0.1 <0.1 <0.1 <0.1 <0.1 <0.1 <0.1 <0.1 <0.1 <0.1 <0.1 <0.1 0.2 <0.1 9.3 <0.1 <0.1	Direct ingestion Dermal contact Inhalation of vapors ⁴	13.3 1.4 85.3

Table 5.21 Summary of risk characterization for area 1 (continued)

Receptor	Total ELCR ^{1,2}	ELCR COCs	% Total ELCR	ELCR POCs	% Total ELCR	Total HI ^{1,2}	Systemic Toxicity COCs	% Total HI	Systemic Toxicity POCs	% Total HI
		²³⁵ U ²³⁸ U	<0.1 <0.1				Dimethylbenzene Ethylbenzene Tetrachloroethene Trichloroethene <i>cis</i> -1,2-Dichloroethene <i>trans</i> -1,2-Dichloroethene	<0.1 <0.1 0.3 80.1 7.7 2.0		
Resident (UCRS)	2.9 × 10 ⁻¹	Arsenic Beryllium 1,1-Dichloroethene 1,2-Dichloroethane Benzene Chloroform Methylene chloride Trichloroethene Vinyl chloride ²⁴¹ Am ²³⁷ Np ²³⁹ Pu ²²⁶ Ra ²²² Rn ⁹⁹ Tc ²²⁸ Th ²³⁴ U ²³⁵ U ²³⁸ U	0.1 <0.1 6.1 <0.1 <0.1 <0.1 <0.1 6.9 86.5 <0.1 <0.1 <0.1 <0.1 0.2 <0.1 <0.1 <0.1 <0.1	Direct ingestion Dermal contact Inhalation of vapors ⁴	54.0 1.0 44.9	3,100	Aluminum Antimony Arsenic Barium Cadmium Chromium Fluoride Iron Manganese Molybdenum Nickel Strontium Uranium Vanadium 1,1-Dichloroethene 1,2-Dichloroethane 1,2-Dichloroethene 2,4-Dimethylphenol Benzene Chloroethane Chloroform Dimethylbenzene Ethylbenzene Naphthalene Trichloroethene <i>cis</i> -1,2-Dichloroethene <i>trans</i> -1,2-Dichloroethene	<0.1 0.2 0.1 <0.1 <0.1 <0.1 <0.1 <0.1 <0.1 <0.1 <0.1 <0.1 <0.1 <0.1 0.4 <0.1 <0.1 <0.1 <0.1 <0.1 <0.1 <0.1 0.2 90.7 7.8 4.0	Direct ingestion Dermal contact Inhalation of vapors ⁴	13.3 2.1 84.6
Resident (Other)	1.4 × 10 ⁻⁶	Methylene chloride	100.0	None ⁵	-	<0.1	NoC	-	NoC	-

Note: NV = No value was available for this groundwater source for this area.
NoC = Land use scenario not of concern.

Table 5.21 Summary of risk characterization for area 1 (continued)

Values for ELCR greater than 1×10^{-2} fall outside the calculation bounds in EPA 1989a and are approximate values only.

- 1 Total ELCR and total HI columns reflect values from Tables 5.1 to 5.9b for direct contact pathways without lead included.
- 2 The ELCR values are those for lifetime exposure. The HI values are those for a child.
- 3 Sum of dermal contact while wading and while swimming.
- 4 Sum of inhalation of emissions from groundwater while showering and during household use.
- 5 Although the land use scenario is of concern, none of the pathway-specific ELCRs exceeded 1×10^{-6} . The driving pathways are direct ingestion (52.0%) and inhalation of vapors (46.4%).

Table 5.22 Summary of risk characterization for area m

Receptor	Total ELCR ^{1,2}	ELCR COCs	% Total ELCR	ELCR POCs	% Total ELCR	Total HI ^{1,2}	Systemic Toxicity COCs	% Total HI	Systemic Toxicity POCs	% Total HI
Future Worker (McNairy Formation)	2.4×10^{-4}	Arsenic Beryllium ²²⁶ Ra ²²² Rn	12.4 57.8 0.5 29.2	Direct ingestion Dermal contact Inhalation of vapors	55.0 15.0 29.0	2.7	Arsenic Cadmium Chromium Iron Manganese Vanadium	7.0 18.6 12.0 38.0 4.2 10.8	Direct ingestion Dermal contact	88.3 11.6
Future Worker (RGA)	4.6×10^{-4}	Arsenic Beryllium 1,1-Dichloroethene Acrylonitrile Carbazole Aroclor-1254 Trichloroethene Vinyl chloride ²²² Rn ⁹⁹ Tc	3.0 32.0 19.4 5.1 0.3 0.3 8.3 1.6 28.7 0.2	Direct ingestion Dermal contact Inhalation of vapors	47.0 11.0 41.0	5.9	Antimony Cadmium Chromium Vanadium Acrylonitrile Aroclor-1254 Trichloroethene	38.6 4.5 11.8 2.0 3.3 8.4 31.2	Direct ingestion Dermal contact Inhalation of vapors	68.3 20.9 10.8
Future Worker (UCRS)	1.3×10^{-4}	Arsenic Bromodichloromethane Chloroform ²²⁶ Ra ²²² Rn	16.6 1.6 1.5 1.0 77.5	Direct ingestion Inhalation of vapors	21.0 79.0	3.3	Antimony Arsenic Cadmium Chromium Fluoride Iron Uranium Vanadium	50.3 4.0 8.2 3.5 3.2 4.2 6.3 13.1	Direct ingestion Dermal contact	85.7 13.9
Future Worker (Other)	5.6×10^{-4}	Arsenic Beryllium 1,1-Dichloroethene Trichloroethene Vinyl chloride ²²² Rn ²²⁸ Th	2.5 9.9 20.9 0.3 19.7 46.0 0.2	Direct ingestion Dermal contact Inhalation of vapors	38.0 3.5 58.0	5.1	Antimony Cadmium Chromium Fluoride Iron Manganese Vanadium 1,2-Dichloroethene <i>cis</i> -1,2-Dichloroethene	20.2 8.4 2.0 2.0 30.4 18.1 4.1 3.2 2.7	Direct ingestion Dermal contact Inhalation of vapors	86.2 9.3 4.5
Recreator (McNairy Formation)	3.7×10^{-4}	Arsenic Beryllium	1.2 98.7	Direct ingestion Dermal contact ³		3.9	Beryllium Cadmium Chromium Iron	3.8 40.9 15.6 10.1	Direct ingestion Dermal contact ³	6.8 93.2

Table 5.22 Summary of risk characterization for area m (continued)

Receptor	Total ELCR ^{1,2}	ELCR COCs	% Total ELCR	ELCR POCs	% Total ELCR	Total HI ^{1,2}	Systemic Toxicity COCs	% Total HI	Systemic Toxicity POCs	% Total HI
							Manganese Vanadium	3.1 23.6		
Recreator (RGA)	5.2×10^{-4}	Arsenic Beryllium 1,1-Dichloroethene Acrylonitrile Bis(2-ethylhexyl)phthalate Carbazole Chrysene Aroclor-1254 PCBs Trichloroethene Vinyl chloride	0.4 74.8 3.1 0.5 0.3 0.7 0.3 1.6 0.4 16.7 0.4	Direct ingestion Dermal contact ³	2.7 97.3	15	Antimony Beryllium Cadmium Chromium Vanadium Aroclor-1254 Trichloroethene	28.7 1.0 5.7 8.8 2.6 22.6 29.4	Direct ingestion Dermal contact ³	3.0 97.0
Recreator (UCRS)	5.2×10^{-6}	Arsenic	61.4	Direct ingestion Dermal contact ³	32.0 68.0	5.9	Antimony Cadmium Chromium Vanadium	53.4 14.6 3.7 23.3	Direct ingestion Dermal contact ³	5.0 95.0
Recreator (Other)	2.1×10^{-4}	Arsenic Beryllium 1,1-Dichloroethene Trichloroethene Vinyl chloride	1.0 71.4 10.2 1.7 15.6	Direct ingestion Dermal contact ³	6.8 97.2	6.2	Antimony Cadmium Chromium Iron Manganese Vanadium Trichloroethene	31.7 22.1 3.1 9.7 16.0 10.7 3.0	Direct ingestion Dermal contact ³	5.5 94.5
Resident (McNairy Formation)	9.9×10^{-4}	Arsenic Beryllium Trichloroethene ²²⁶ Ra ²²² Rn	16.2 65.4 0.1 0.5 17.6	Direct ingestion Dermal contact Inhalation of vapors ⁴	73.0 9.6 17.8	17	Arsenic Barium Beryllium Cadmium Chromium Fluoride Iron Manganese Molybdenum Nickel Vanadium Trichloroethene	7.5 1.2 1.5 16.7 11.7 1.8 40.1 4.3 2.9 0.8 9.7 0.8	Direct ingestion Dermal contact Inhalation of vapors ⁴	94.4 4.9 0.6

Table 5.22 Summary of risk characterization for area m (continued)

Receptor	Total ELCR ^{1,2}	ELCR COCs	% Total ELCR	ELCR POCs	% Total ELCR	Total HI ^{1,2}	Systemic Toxicity COCs	% Total HI	Systemic Toxicity POCs	% Total HI
Resident (RGA)	4.1 × 10 ⁻³	Arsenic	1.9	Direct ingestion	29.0	87	Antimony	17.0	Direct ingestion	31.9
		Beryllium	16.8	Dermal contact	3.2		Arsenic	0.7	Dermal contact	3.8
		1,1-Dichloroethene	52.9	Inhalation of vapors ⁴	68.0		Beryllium	0.3	Inhalation of vapors ⁴	64.3
		Acrylonitrile	7.2				Boron	0.2		
		Benzene	<0.1				Cadmium	1.8		
		Bis(2-ethylhexyl)phthalate	<0.1				Chromium	5.2		
		Carbazole	0.1				Fluoride	0.2		
		Carbon tetrachloride	0.1				Iron	0.7		
		Chloroform	0.3				Lithium	0.2		
		Chloromethane	<0.1				Manganese	0.2		
		Aroclor-1254	0.1				Molybdenum	0.5		
		PCBs	<0.1				Nickel	0.3		
		Tetrachloroethene	<0.1				Silver	0.4		
		Trichloroethene	10.4				Vanadium	0.8		
		Vinyl chloride	1.5				1,1-Dichloroethene	1.3		
		²⁴¹ Am	<0.1				1,2-Dichloroethene	0.1		
		²³⁷ Np	<0.1				4-Methyl-2-pentanone	0.2		
		²²⁶ Ra	<0.1				Acrylonitrile	10.0		
		²²² Rn	8.0				Benzene	0.3		
		⁹⁹ Tc	0.1				Bromomethane	0.4		
							Carbon tetrachloride	0.6		
							Aroclor-1254	2.6		
							Trichloroethene	60.0		
				<i>cis</i> -1,2-Dichloroethene	1.3					
				<i>trans</i> -1,2-Dichloroethene	0.2					
Resident (UCRS)	4.7 × 10 ⁻⁴	Arsenic	24.5	Direct ingestion	30.0	22	Aluminum	1.0	Direct ingestion	86.5
		Benzene	2.0	Inhalation of vapors ⁴	70.0		Antimony	45.6	Dermal contact	5.6
		Bromodichloromethane	2.3				Arsenic	4.0	Inhalation of vapors ⁴	7.9
		Chloroform	15.2				Barium	1.2		
		Dibromochloromethane	0.7				Cadmium	6.8		
		Methylene chloride	0.3				Chromium	3.1		
		Trichloroethene	0.6				Copper	1.0		
		²²⁶ Ra	1.1				Fluoride	3.2		
		²²² Rn	52.6				Iron	4.1		
							Manganese	1.4		
				Nickel	0.9					
				Silver	1.2					

Table 5.22 Summary of risk characterization for area m (continued)

Receptor	Total ELCR ^{1,2}	ELCR COCs	% Total ELCR	ELCR POCs	% Total ELCR	Total HI ^{1,2}	Systemic Toxicity COCs	% Total HI	Systemic Toxicity POCs	% Total HI
							Uranium Vanadium Benzene Bromodichloromethane Chloroform Trichloroethene	6.3 11.0 3.5 1.0 2.4 1.4		
Resident (Other)	4.7×10^{-3}	Arsenic Beryllium 1,1-Dichloroethene Methylene chloride Trichloroethene Vinyl chloride ²²⁶ Ra ²²² Rn ²²⁸ Th ²³⁴ U ²³⁸ U	1.6 5.5 59.6 <0.1 0.4 19.1 <0.1 13.5 0.1 <0.1 <0.1	Direct ingestion Dermal contact Inhalation of vapors ⁴	24.0 1.1 74.0	49	Aluminum Antimony Arsenic Beryllium Cadmium Chromium Fluoride Iron Manganese Nickel Vanadium 1,1-Dichloroethene 1,2-Dichloroethene Acetone Naphthalene Trichloroethene <i>cis</i> -1,2-Dichloroethene	0.5 12.8 1.2 0.2 4.9 1.3 1.4 20.9 12.0 0.4 2.4 2.9 10.6 0.5 13.8 4.0 9.0	Direct ingestion Dermal contact Inhalation of vapors ⁴	58.8 3.9 37.3

Note: NV = No value was available for this groundwater source for this area.
 NoC = Land use scenario not of concern.
 Values for ELCR greater than 1×10^{-2} fall outside the calculation bounds in EPA 1989a and are approximate values only.

¹ Total ELCR and total HI columns reflect values from Tables 5.1 to 5.9b for direct contact pathways without lead included.
² The ELCR values are those for lifetime exposure. The HI values are those for a child.
³ Sum of dermal contact while wading and while swimming.
⁴ Sum of inhalation of emissions from groundwater while showering and during household use.

Table 5.23 Summary of risk characterization for area n

Receptor	Total ELCR ^{1,2}	ELCR COCs	% Total ELCR	ELCR POCs	% Total ELCR	Total HI ^{1,2}	Systemic Toxicity COCs	% Total HI	Systemic Toxicity POCs	% Total HI
Future Worker (McNairy Formation)	2.3 × 10 ⁻⁴	Arsenic Beryllium Trichloroethene ²²⁶ Ra ²²² Rn	10.6 60.3 4.6 0.5 23.7	Direct ingestion Dermal contact Inhalation of vapors	58.0 17.0 25.0	4.5	Antimony Arsenic Cadmium Chromium Iron Vanadium Trichloroethene	52.2 3.4 11.2 2.7 6.6 5.0 11.6	Direct ingestion Dermal contact Inhalation of vapors	81.0 15.8 3.3
Future Worker (RGA)	1.4 × 10 ⁻²	Arsenic Beryllium 1,1-Dichloroethene Acrylonitrile Carbon tetrachloride Chloroform Methylene chloride Aroclor-1254 Tetrachloroethene Trichloroethene Vinyl chloride ¹³⁷ Cs ²²⁶ Ra ²²² Rn ⁹⁹ Tc ²³⁸ U	0.1 1.0 2.0 0.2 0.7 <0.1 <0.1 <0.1 1.0 3.1 90.6 <0.1 0.4 0.9 <0.1 <0.1	Direct ingestion Dermal contact Inhalation of vapors	87.0 3.8 9.7	33	Antimony Cadmium Chromium Iron Vanadium 1,1-Dichloroethene Acrylonitrile Carbon tetrachloride Aroclor-1254 Tetrachloroethene Trichloroethene <i>cis</i> -1,2-Dichloroethene <i>trans</i> -1,2-Dichloroethene	6.8 <0.1 1.5 <0.1 <0.1 <0.1 <0.1 12.3 1.6 2.3 65.0 4.4 2.1	Direct ingestion Dermal contact Inhalation of vapors	56.5 17.8 25.7
Future Worker (UCRS)	3.9 × 10 ⁻²	Arsenic Beryllium 1,1-Dichloroethene Benzene Bromodichloromethane Chloroform Trichloroethene Vinyl chloride ²²² Rn ⁹⁹ Tc ²³⁴ U ²³⁸ U	0.2 <0.1 2.2 <0.1 <0.1 <0.1 4.1 92.8 0.6 <0.1 <0.1 <0.1	Direct ingestion Dermal contact Inhalation of vapors	87.0 3.2 9.7	89	Antimony Arsenic Cadmium Chromium Iron Manganese Vanadium 1,1-Dichloroethene Trichloroethene <i>cis</i> -1,2-Dichloroethene <i>trans</i> -1,2-Dichloroethene	1.6 <0.1 <0.1 <0.1 <0.1 <0.1 <0.1 <0.1 89.2 6.7 <0.1	Direct ingestion Dermal contact Inhalation of vapors	51.6 18.4 30.0
Future Worker (Other)	5.6 × 10 ⁻⁴	Arsenic Beryllium	2.5 10.0	Direct ingestion Dermal contact	38.0 3.5	4.9	Antimony Cadmium	21.0 8.7	Direct ingestion Dermal contact	85.8 9.7

Table 5.23 Summary of risk characterization for area n (continued)

Receptor	Total ELCR ^{1,2}	ELCR COCs	% Total ELCR	ELCR POCs	% Total ELCR	Total HI ^{1,2}	Systemic Toxicity COCs	% Total HI	Systemic Toxicity POCs	% Total HI
		1,1-Dichloroethene Trichloroethene Vinyl chloride ²²² Rn ²²⁸ Th	20.7 0.3 19.8 46.1 0.2	Inhalation of vapors	58.0		Chromium Fluoride Iron Manganese Vanadium 1,2-Dichloroethene <i>cis</i> -1,2-Dichloroethene	2.1 2.1 31.6 18.9 4.2 2.8 2.9	Inhalation of vapors	4.5
Recreator (McNairy Formation)	4.0 × 10 ⁻⁴	Arsenic Beryllium Trichloroethene	0.9 92.9 6.2	Direct ingestion Dermal contact ³	2.2 97.8	8.8	Antimony Beryllium Cadmium Chromium Iron Vanadium Trichloroethene	51.0 1.7 18.6 2.7 1.3 8.2 14.4	Direct ingestion Dermal contact ³	4.7 95.3
Recreator (RGA)	6.1 × 10 ⁻³	Arsenic Beryllium 1,1-Dichloroethene Acrylonitrile Bis(2-ethylhexyl)phthalate Carbazole Carbon tetrachloride Chrysene Aroclor-1254 PCBs Tetrachloroethene Trichloroethene Vinyl chloride ²²⁶ Ra	<0.1 6.0 0.9 <0.1 <0.1 <0.1 1.5 <0.1 0.1 <0.1 12.6 16.4 62.2 <0.1	Direct ingestion Dermal contact ³	13.0 87.0	70	Antimony Beryllium Cadmium Chromium Vanadium Carbon tetrachloride Aroclor-1254 Tetrachloroethene Trichloroethene <i>cis</i> -1,2-Dichloroethene	6.0 0.2 1.2 1.3 0.5 5.0 5.2 7.1 72.9 0.7	Direct ingestion Dermal contact ³	2.6 97.4
Recreator (UCRS)	1.5 × 10 ⁻²	Arsenic Beryllium 1,1-Dichloroethene Trichloroethene Vinyl chloride	<0.1 0.6 1.1 25.2 73.0	Direct ingestion Dermal contact ³	15.0 85.0	200	Antimony Cadmium Chromium Manganese Vanadium 1,1-Dichloroethene Ethylbenzene Trichloroethene <i>cis</i> -1,2-Dichloroethene	1.4 0.3 0.1 0.1 0.2 <0.1 <0.1 96.7 1.0	Direct ingestion Dermal contact ³	2.6 97.4

Table 5.23 Summary of risk characterization for area n (continued)

Receptor	Total ELCR ^{1,2}	ELCR COCs	% Total ELCR	ELCR POCs	% Total ELCR	Total HI ^{1,2}	Systemic Toxicity COCs	% Total HI	Systemic Toxicity POCs	% Total HI
Recreator (Other)	2.1×10^{-4}	Arsenic Beryllium 1,1-Dichloroethene Trichloroethene Vinyl chloride	1.0 71.5 10.1 1.7 15.6	Direct ingestion Dermal contact ³	6.8 93.2	6.2	Antimony Cadmium Chromium Iron Manganese Vanadium Trichloroethene	31.7 22.1 3.1 9.7 16.1 10.7 2.9	Direct ingestion Dermal contact ³	6.9 93.1
Resident (McNairy Formation)	1.1×10^{-3}	Arsenic Beryllium Trichloroethene ²²⁶ Ra ²²² Rn ⁹⁹ Tc	12.7 62.2 11.5 0.4 13.0 0.1	Direct ingestion Dermal contact Inhalation of vapors ⁴	70.0 9.7 20.2	39	Aluminum Antimony Arsenic Barium Beryllium Cadmium Chromium Fluoride Iron Manganese Molybdenum Nickel Vanadium Trichloroethene	0.3 37.5 2.7 0.5 0.7 7.5 2.0 0.7 5.2 1.5 1.2 0.4 3.3 36.3	Direct ingestion Dermal contact Inhalation of vapors ⁴	64.2 5.0 30.8
Resident (RGA)	1.1×10^{-1}	Arsenic Beryllium 1,1,2-Trichloroethane 1,1-Dichloroethene 1,2-Dichloroethane Acrylonitrile Benzene Bis(2-ethylhexyl)phthalate Carbazole Carbon tetrachloride Chloroform Chloromethane Methylene chloride Aroclor-1254 PCBs Tetrachloroethene	<0.1 0.5 <0.1 5.8 <0.1 0.2 <0.1 <0.1 <0.1 0.9 <0.1 <0.1 <0.1 <0.1 <0.1 <0.1 0.5	Direct ingestion Dermal contact Inhalation of vapors ⁴	55.0 1.1 43.9	800	Antimony Arsenic Beryllium Boron Cadmium Chromium Fluoride Iron Lithium Manganese Molybdenum Nickel Silver Vanadium 1,1,1-Trichloroethane 1,1-Dichloroethene	1.7 <0.1 <0.1 <0.1 0.2 0.4 <0.1 <0.1 <0.1 <0.1 <0.1 <0.1 <0.1 <0.1 <0.1 <0.1 0.4	Direct ingestion Dermal contact Inhalation of vapors ⁴	14.7 1.6 83.7

Table 5.23 Summary of risk characterization for area n (continued)

Receptor	Total ELCR ^{1,2}	ELCR COCs	% Total ELCR	ELCR POCs	% Total ELCR	Total HI ^{1,2}	Systemic Toxicity COCs	% Total HI	Systemic Toxicity POCs	% Total HI
		Trichloroethene Vinyl chloride ²⁴¹ Am ¹³⁷ Cs ²³⁷ Np ²²⁶ Ra ²²² Rn ⁹⁹ Tc ²³⁴ U ²³⁵ U ²³⁸ U	4.0 87.4 <0.1 <0.1 <0.1 0.2 0.3 <0.1 <0.1 <0.1 <0.1				1,2-Dichloroethane 2-Butanone 4-Methyl-2-pentanone Acetone Acrylonitrile Benzene Bromomethane Carbon tetrachloride Chlorobenzene Chloroform Ethylbenzene Aroclor-1254 Tetrachloroethene Trichloroethene <i>cis</i> -1,2-Dichloroethene <i>trans</i> -1,2-Dichloroethene	<0.1 <0.1 <0.1 <0.1 1.0 <0.1 <0.1 16.9 <0.1 <0.1 <0.1 <0.1 0.3 0.5 70.1 5.7 2.7		
Resident (UCRS)	2.9 × 10 ⁻¹	Arsenic Beryllium 1,1-Dichloroethene 1,2-Dichloroethane Benzene Bromodichloromethane Chloroform Dibromochloromethane Methylene chloride Trichloroethene Vinyl chloride ²³⁷ Np ²³⁹ Pu ²²⁶ Ra ²²² Rn ⁹⁹ Tc ²²⁸ Th ²³⁴ U ²³⁵ U ²³⁸ U	0.1 <0.1 6.3 <0.1 <0.1 <0.1 <0.1 <0.1 <0.1 5.3 88.0 <0.1 <0.1 <0.1 0.2 <0.1 <0.1 <0.1 <0.1 <0.1	Direct ingestion Dermal contact Inhalation of vapors ⁴	55.0 1.0 43.9	2,400	Aluminum Antimony Arsenic Barium Cadmium Chromium Fluoride Iron Manganese Mercury Molybdenum Nickel Silver Strontium Uranium Vanadium 1,1-Dichloroethene 1,2-Dichloroethane 1,2-Dichloroethene 2,4-Dimethylphenol Benzene	<0.1 0.4 0.1 <0.1 <0.1 <0.1 <0.1 <0.1 <0.1 <0.1 <0.1 <0.1 <0.1 <0.1 <0.1 <0.1 0.5 <0.1 <0.1 <0.1 <0.1	Direct ingestion Dermal contact Inhalation of vapors ⁴	13.4 1.8 84.8

Table 5.23 Summary of risk characterization for area n (continued)

Receptor	Total ELCR ^{1,2}	ELCR COCs	% Total ELCR	ELCR POCs	% Total ELCR	Total HI ^{1,2}	Systemic Toxicity COCs	% Total HI	Systemic Toxicity POCs	% Total HI
							Bromodichloromethane Chloroform Dimethylbenzene Ethylbenzene Naphthalene Trichloroethene <i>cis</i> -1,2-Dichloroethene <i>trans</i> -1,2-Dichloroethene	<0.1 <0.1 <0.1 <0.1 0.3 89.9 8.1 0.5		
Resident (Other)	4.7×10^{-3}	Arsenic Beryllium 1,1-Dichloroethene Methylene chloride Trichloroethene Vinyl chloride ²²⁶ Ra ²²² Rn ²²⁸ Th ²³⁴ U ²³⁸ U	1.6 5.5 59.3 <0.1 0.4 19.2 <0.1 13.6 0.1 <0.1 <0.1	Direct ingestion Dermal contact Inhalation of vapors ⁴	25.0 1.1 74.0	50	Aluminum Antimony Arsenic Beryllium Cadmium Chromium Fluoride Iron Manganese Nickel Vanadium 1,1-Dichloroethene 1,2-Dichloroethene Acetone Naphthalene Trichloroethene <i>cis</i> -1,2-Dichloroethene	0.5 12.6 1.1 0.2 4.8 1.3 1.4 20.5 11.8 0.4 2.4 2.8 8.8 0.5 13.5 4.0 8.9	Direct ingestion Dermal contact Inhalation of vapors ⁴	58.5 6.3 35.2

Note: NV = No value was available for this groundwater source for this area.
 NoC = Land use scenario not of concern.
 Values for ELCR greater than 1×10^{-2} fall outside the calculation bounds in EPA 1989a and are approximate values only.

¹ Total ELCR and total HI columns reflect values from Tables 5.1 to 5.9b for direct contact pathways without lead included.
² The ELCR values are those for lifetime exposure. The HI values are those for a child.
³ Sum of dermal contact while wading and while swimming.
⁴ Sum of inhalation of emissions from groundwater while showering and during household use.

Table 6.1 Effect of retention of infrequently detected analytes in the list of COPCs upon total risk estimates¹

Area/ Depth Classification/ Risk Endpoint	With Infrequent Detects	Without Infrequent Detects	Infrequently Detected COPCs²
Area a			
McNairy			NA
HI	NA	NA	
ELCR	NA	NA	
RGA			Arsenic; Thallium; 1,1-Dichloroethene; Carbon tetrachloride; Chloroform; Tetrachloroethene; <i>cis</i> -1,2-Dichloroethene; <i>trans</i> -1,2-Dichloroethene
HI	38,800	38,700	
ELCR	2.9×10^{-1}	2.8×10^{-1}	
UCRS			Antimony; Arsenic; Beryllium; Chromium; Cobalt; 1,1-Dichloroethene; Chloroform; <i>cis</i> -1,2-Dichloroethene; <i>trans</i> -1,2-Dichloroethene
HI	7,000	6,980	
ELCR	5.9×10^{-2}	5.8×10^{-2}	
Area b			
McNairy			Aluminum; Antimony; Nitrate as nitrogen; TCE
HI	69.5	<0.1	
ELCR	4.4×10^{-4}	4.6×10^{-6}	
RGA			Arsenic; Beryllium; Cadmium; Cobalt; Mercury; Selenium; Uranium; 1,1,2-Trichloroethane; 1,1-Dichloroethene; 1,2-Dichloroethane; Carbon tetrachloride; Chloroform; Vinyl chloride; <i>cis</i> -1,2-Dichloroethene
HI	262	209	
ELCR	7.0×10^{-2}	3.1×10^{-3}	
UCRS			Beryllium; Cadmium; Cobalt; Lead; Mercury; Molybdenum; Selenium; Thallium; 1,1-Dichloroethene; Benzene; Dimethylbenzene; Ethylbenzene; <i>trans</i> -1,2-Dichloroethene
HI	2,460	2,450	
ELCR	2.7×10^{-2}	2.1×10^{-2}	
Area c			
McNairy			NA
HI	NA	NA	
ELCR	NA	NA	
RGA			1,1-Dichloroethene; Chloroform; <i>cis</i> -1,2-Dichloroethene
HI	43.9	42.9	
ELCR	2.4×10^{-3}	1.4×10^{-3}	
UCRS			None
HI	2.3	2.3	
ELCR	8.6×10^{-5}	8.6×10^{-5}	
Area d			
McNairy			TCE
HI	0.2	<0.1	
ELCR	1.2×10^{-6}	$<1 \times 10^{-6}$	
RGA			Arsenic; Uranium; Dimethylbenzene; Ethylbenzene; Tetrachloroethene; <i>cis</i> -1,2-Dichloroethene; ²³⁹ Pu
HI	78.8	76.3	
ELCR	1.3×10^{-3}	1.2×10^{-3}	
UCRS			Antimony; Beryllium; Cadmium; Mercury; 1,2-Dichloroethane; Benzene; Fluorene; Naphthalene; Phenanthrene
HI	496	484	
ELCR	6.0×10^{-3}	5.7×10^{-3}	
Area e			
McNairy			Beryllium; Cadmium; Cobalt
HI	19.9	16.2	
ELCR	1.6×10^{-3}	6.1×10^{-4}	
RGA			Arsenic; Beryllium; Cadmium; Cobalt; Molybdenum; Silver; Thallium; Uranium; Dimethylbenzene; <i>trans</i> -1,2-Dichloroethene
HI	124	119	
ELCR	2.0×10^{-3}	1.3×10^{-3}	
UCRS			None
HI	9.9	9.9	

Table 6.1 Effect of retention of infrequently detected analytes in the list of COPCs upon total risk estimates (continued)

Area/ Depth Classification/ Risk Endpoint	With Infrequent Detects	Without Infrequent Detects	Infrequently Detected COPCs ²
ELCR	2.1×10^{-4}	2.1×10^{-4}	
Area f			
McNairy			None
HI	0.2	0.2	
ELCR	$<1 \times 10^{-6}$	$<1 \times 10^{-6}$	
RGA			Arsenic; Cadmium; Copper; 1,1-Dichloroethene; Carbon tetrachloride; <i>cis</i> -1,2-Dichloroethene
HI	74.0	67.9	
ELCR	1.6×10^{-3}	9.5×10^{-4}	
UCRS			None
HI	2.2	2.2	
ELCR	3.5×10^{-4}	3.5×10^{-4}	
Area g			
McNairy			None
HI	0.8	0.8	
ELCR	8.2×10^{-5}	8.2×10^{-5}	
RGA			Arsenic; Cadmium; TCE
HI	5.7	3.2	
ELCR	5.4×10^{-4}	4.7×10^{-4}	
UCRS			None
HI	4.3	4.3	
ELCR	4.6×10^{-4}	4.6×10^{-4}	
Area h			
McNairy			None
HI	0.4	0.4	
ELCR	2.0×10^{-4}	2.0×10^{-4}	
RGA			Arsenic; Uranium; TCE; <i>cis</i> -1,2-Dichloroethene
HI	7.2	6.3	
ELCR	3.3×10^{-4}	2.5×10^{-4}	
UCRS			None
HI	2.2	2.2	
ELCR	2.0×10^{-4}	2.0×10^{-4}	
Area i			
McNairy			None
HI	3.1	3.1	
ELCR	$<1 \times 10^{-6}$	$<1 \times 10^{-6}$	
RGA			Antimony; Arsenic; Beryllium; Cadmium; Cobalt; Copper; Mercury; Selenium; Silver; Uranium; 1,2-Dichlorobenzene; 1,3-Dichlorobenzene; 4-Methyl-2-Pentanone; Acrylonitrile; Benzene; Bromomethane; Chloroform; Chloromethane; Chrysene; Di-n-butylphthalate; Dimethylbenzene; Ethanol; Ethylbenzene; Methylene chloride; Aroclor-1254; Polychlorinated biphenyls; Tetrachloroethene; Vinyl chloride; <i>trans</i> -1,3-Dichloropropane
HI	37.3	9.4	
ELCR	1.7×10^{-3}	4.4×10^{-4}	
UCRS			Cadmium; Chromium; Cobalt; Mercury; Silver; Thallium; Benzene; Bromodichloromethane; Chloroform; Dibromochloromethane
HI	15.6	13.4	
ELCR	5.8×10^{-4}	5.4×10^{-4}	
Area j			
McNairy			None
HI	27.7	27.7	
ELCR	2.4×10^{-3}	2.4×10^{-3}	
RGA			None

Table 6.1 Effect of retention of infrequently detected analytes in the list of COPCs upon total risk estimates (continued)

Area/ Depth Classification/ Risk Endpoint	With Infrequent Detects	Without Infrequent Detects	Infrequently Detected COPCs²
HI	8.4	8.4	
ELCR	1.2×10^{-4}	1.2×10^{-4}	
UCRS			NA
HI	NA	NA	
ELCR	NA	NA	
Area k³			
Other			Antimony; Arsenic; Cadmium; Mercury; Di-n-butylphthalate; Naphthalene; Phenanthrene; Vinyl chloride
HI	91.2	72.1	
ELCR	5.1×10^{-3}	4.2×10^{-3}	

Notes:

HI = Hazard index

ELCR = Excess lifetime cancer risk

NA indicates data were not sufficient to derive risk estimates.

¹All HIs are for a child resident. All ELCRs are for a resident. Only results for Areas a through k are shown.

²For this table, an infrequently detected analyte is one detected in less than 10% of all samples collected.

³Area k includes water drawn from wells completed in Terrace Gravels, Eocene Sands, and Porters Creek Clay.

Table 6.2 Comparison of maximum quantitation limits of analytes not detected to human health risk-based screening criteria

----- AREA_CODE=a MEDIA=RGa Groundwater -----

Analyte	Frequency of Detection	Maximum non-detected concentration	HI	ELCR	Exceed HI?	Exceed ELCR?	Units
1,1,1,2-Tetrachloroethane	0/4	1.30E+01	6.0E-03	3.9E-05	Yes	Yes	mg/L
1,1,1-Trichloroethane	0/42	5.00E+01	5.4E-02		Yes		mg/L
1,1,2,2-Tetrachloroethane	0/4	1.30E+01		5.0E-06		Yes	mg/L
1,1,2-Trichloroethane	0/48	5.00E+01	8.1E-04	1.8E-05	Yes	Yes	mg/L
1,1-Dichloroethane	0/17	5.00E+01	2.7E-02		Yes		mg/L
1,2,3-Trichloropropane	0/4	1.30E+01	1.1E-03	3.9E-07	Yes	Yes	mg/L
1,2,4-Trichlorobenzene	0/4	1.00E-02	6.6E-03		Yes		mg/L
1,2-Dibromoethane	0/4	1.30E+01	1.3E-05	5.9E-08	Yes	Yes	mg/L
1,2-Dichlorobenzene	0/4	1.00E-02	1.2E-02		No		mg/L
1,2-Dichloroethane	0/50	5.00E+01	6.7E-04	1.1E-05	Yes	Yes	mg/L
1,2-Dichloroethene	0/1	5.00E-01	1.8E-03		Yes		mg/L
1,2-Dichloropropane	0/4	1.30E+01	2.7E-04	7.6E-05	Yes	Yes	mg/L
1,2-Dimethylbenzene	0/4	1.30E+01	4.6E-02		Yes		mg/L
1,3-Dichlorobenzene	0/4	1.00E-02	5.3E-04		Yes		mg/L
1,4-Dichlorobenzene	0/4	1.00E-02	5.3E-02	2.0E-04	No	Yes	mg/L
2,4,5-Trichlorophenol	0/4	5.00E-02	2.0E-02		Yes		mg/L
2,4,6-Trichlorophenol	0/4	1.00E-02		4.0E-04		Yes	mg/L
2,4-Dichlorophenol	0/4	1.00E-02	4.1E-03		Yes		mg/L
2,4-Dimethylphenol	0/4	1.00E-02	3.9E-03		Yes		mg/L
2,4-Dinitrophenol	0/4	5.00E-02	3.0E-03		Yes		mg/L
2,4-Dinitrotoluene	0/4	1.00E-02	3.0E-03	7.7E-06	Yes	Yes	mg/L
2,6-Dinitrotoluene	0/4	1.00E-02	1.5E-03	7.7E-06	Yes	Yes	mg/L
2-Butanone	0/4	2.50E+01	6.2E-02		Yes		mg/L
2-Chloro-1,3-butadiene	0/4	1.30E+01	4.6E-04		Yes		mg/L
2-Chloroethyl vinyl ether	0/4	2.50E+01					mg/L
2-Chloronaphthalene	0/4	1.00E-02	1.5E-02		No		mg/L
2-Chlorophenol	0/4	1.00E-02	1.0E-03		Yes		mg/L
2-Hexanone	0/4	2.50E+01					mg/L
2-Methyl-4,6-dinitrophenol	0/4	5.00E-02					mg/L
2-Methylnaphthalene	0/4	1.00E-02					mg/L
2-Methylphenol	0/4	1.00E-02	7.2E-02		No		mg/L
2-Nitrobenzenamine	0/4	5.00E-02	1.2E-05		Yes		mg/L
2-Nitrophenol	0/4	1.00E-02					mg/L
2-Propanol	0/3	5.40E+00					mg/L
3,3'-Dichlorobenzidine	0/4	1.00E-02		1.1E-05		Yes	mg/L
3-Nitrobenzenamine	0/4	5.00E-02					mg/L
4-Bromophenyl phenyl ether	0/4	1.00E-02					mg/L
4-Chloro-3-methylphenol	0/4	1.00E-02					mg/L
4-Chlorobenzenamine	0/4	1.00E-02	5.6E-03		Yes		mg/L
4-Chlorophenyl phenyl ether	0/4	1.00E-02					mg/L

Table 6.2 Comparison of maximum quantitation limits of analytes not detected to human health risk-based screening criteria (continued)

----- AREA_CODE=a MEDIA=RGa Groundwater -----
(continued)

Analyte	Frequency of Detection	Maximum non-detected concentration	HI	ELCR	Exceed HI?	Exceed ELCR?	Units
4-Methyl-2-pentanone	0/4	2.50E+01	5.1E-03		Yes		mg/L
4-Methylphenol	0/4	1.00E-02	7.3E-03		Yes		mg/L
4-Nitrobenzenamine	0/4	5.00E-02					mg/L
4-Nitrophenol	0/4	5.00E-02	1.3E-02		Yes		mg/L
Acenaphthene	0/4	1.00E-02	1.1E-02		No		mg/L
Acenaphthylene	0/4	1.00E-02					mg/L
Acetone	0/4	2.50E+01	2.0E-02		Yes		mg/L
Acrolein	0/4	1.30E+02	1.3E-06		Yes		mg/L
Acrylonitrile	0/4	1.30E+02	1.2E-04	3.4E-06	Yes	Yes	mg/L
Anthracene	0/4	1.00E-02	5.7E-02		No		mg/L
Antimony	0/46	1.90E-01	5.6E-04		Yes		mg/L
Benz(a)anthracene	0/4	1.00E-02		1.3E-06		Yes	mg/L
Benzene	0/19	5.00E+01	4.0E-04	3.5E-05	Yes	Yes	mg/L
Benzenemethanol	0/4	1.00E-02	4.5E-01		No		mg/L
Benzo(a)pyrene	0/4	1.00E-02		9.5E-08		Yes	mg/L
Benzo(b)fluoranthene	0/4	1.00E-02		9.3E-07		Yes	mg/L
Benzo(ghi)perylene	0/4	1.00E-02					mg/L
Benzo(k)fluoranthene	0/4	1.00E-02		1.7E-05		Yes	mg/L
Benzoic acid	0/4	5.00E-02	6.0E+00		No		mg/L
Bis(2-chloroethoxy)methane	0/4	1.00E-02					mg/L
Bis(2-chloroethyl) ether	0/4	1.00E-02		9.2E-07		Yes	mg/L
Bis(2-chloroisopropyl) ether	0/4	1.00E-02		2.4E-05		Yes	mg/L
Bis(2-ethylhexyl)phthalate	0/4	1.00E-02	2.6E-02	3.1E-04	No	Yes	mg/L
Bromodichloromethane	0/50	5.00E+01	4.0E-03	8.4E-05	Yes	Yes	mg/L
Bromoform	0/4	1.30E+01	4.0E-03	2.2E-04	Yes	Yes	mg/L
Bromomethane	0/4	2.50E+01	2.9E-04		Yes		mg/L
Butyl benzyl phthalate	0/4	1.00E-02	2.6E-01		No		mg/L
Carbazole	0/4	1.00E-02		2.2E-04		Yes	mg/L
Carbon disulfide	0/4	1.30E+01	3.5E-02		Yes		mg/L
Chlorobenzene	0/4	1.30E+01	1.3E-03		Yes		mg/L
Chloroethane	0/5	2.50E+01	3.1E-01		Yes		mg/L
Chloromethane	0/4	2.50E+01		1.3E-04		Yes	mg/L
Chrysene	0/4	1.00E-02		1.3E-04		Yes	mg/L
Copper	0/46	4.50E-01	6.0E-02		Yes		mg/L
Cyanide	0/4	6.00E-03	2.8E-02		No		mg/L
Di-n-butyl phthalate	0/4	1.00E-02	1.3E-01		No		mg/L
Di-n-octylphthalate	0/4	1.00E-02	6.9E-04		Yes		mg/L
Dibenz(a,h)anthracene	0/4	1.00E-02		4.6E-08		Yes	mg/L
Dibenzofuran	0/4	1.00E-02	1.6E-03		Yes		mg/L

Table 6.2 Comparison of maximum quantitation limits of analytes not detected to human health risk-based screening criteria (continued)

----- AREA_CODE=a MEDIA=RGa Groundwater -----
(continued)

Analyte	Frequency of Detection	Maximum non-detected concentration	HI	ELCR	Exceed HI?	Exceed ELCR?	Units
Dibromochloromethane	0/4	1.30E+01	4.0E-03	6.2E-05	Yes	Yes	mg/L
Dibromomethane	0/4	1.30E+01	2.0E-03		Yes		mg/L
Dichlorodifluoromethane	0/4	1.30E+01	1.3E-02		Yes		mg/L
Dichloroethene	0/3	5.00E+01					mg/L
Diethyl phthalate	0/4	1.00E-02	1.2E+00		No		mg/L
Dimethyl phthalate	0/4	1.00E-02	1.5E+01		No		mg/L
Dimethylbenzene	0/19	1.00E+02	4.0E-01		Yes		mg/L
Ethane	0/1	3.00E-02					mg/L
Ethyl cyanide	0/4	2.50E+02					mg/L
Ethyl methacrylate	0/4	1.30E+01	1.8E-02		Yes		mg/L
Ethylbenzene	0/19	5.00E+01	4.5E-02		Yes		mg/L
Ethylene	0/1	3.00E-02					mg/L
Fluoranthene	0/4	1.00E-02	2.3E-02		No		mg/L
Fluorene	0/4	1.00E-02	7.4E-03		Yes		mg/L
Hexachlorobenzene	0/4	1.00E-02	7.5E-04	1.9E-06	Yes	Yes	mg/L
Hexachlorobutadiene	0/4	1.00E-02	2.2E-04	4.8E-05	Yes	Yes	mg/L
Hexachlorocyclopentadiene	0/4	1.00E-02	9.8E-03		Yes		mg/L
Hexachloroethane	0/4	1.00E-02	1.3E-03	3.3E-04	Yes	Yes	mg/L
Indeno(1,2,3-cd)pyrene	0/4	1.00E-02		6.3E-07		Yes	mg/L
Iodomethane	0/4	1.30E+01					mg/L
Isophorone	0/4	1.00E-02	3.0E-01	5.5E-03	No	Yes	mg/L
Lead	0/9	2.50E-01	1.5E-07		Yes		mg/L
Mercury	0/8	2.10E-04	4.4E-04		No		mg/L
Methacrylonitrile	0/4	1.30E+01	3.6E-05		Yes		mg/L
Methyl methacrylate	0/4	1.30E+01	4.6E-02		Yes		mg/L
Methylene chloride	0/4	1.30E+01	6.2E-02	3.6E-04	Yes	Yes	mg/L
Molybdenum	0/38	5.50E-02	7.5E-03		Yes		mg/L
N-Nitroso-di-n-propylamine	0/4	1.00E-02		7.4E-07		Yes	mg/L
N-Nitrosodiphenylamine	0/4	1.00E-02		9.5E-04		Yes	mg/L
Naphthalene	0/4	1.00E-02	2.0E-04		Yes		mg/L
Nitrobenzene	0/4	1.00E-02	1.1E-04		Yes		mg/L
Pentachlorophenol	0/4	5.00E-02	2.3E-02	2.1E-05	Yes	Yes	mg/L
Phenanthrene	0/4	1.00E-02					mg/L
Phenol	0/4	1.00E-02	9.0E-01		No		mg/L
Polychlorinated biphenyl	0/4	1.70E-04		8.0E-06		Yes	mg/L
Pyrene	0/4	1.00E-02	1.8E-02		No		mg/L
Silver	0/9	6.00E-02	7.5E-03		Yes		mg/L
Styrene	0/4	1.30E+01	4.5E-02		Yes		mg/L
Toluene	0/19	5.00E+01	2.4E-02		Yes		mg/L

Table 6.2 Comparison of maximum quantitation limits of analytes not detected to human health risk-based screening criteria (continued)

----- AREA_CODE=a MEDIA=RGa Groundwater -----
(continued)

Analyte	Frequency of Detection	Maximum non-detected concentration	HI	ELCR	Exceed HI?	Exceed ELCR?	Units
Trans-1,4-Dichloro-2-butene	0/4	1.30E+01					mg/L
Trichlorofluoromethane	0/4	1.30E+01	4.2E-02		Yes		mg/L
Vinyl acetate	0/4	1.30E+01	1.3E-02		Yes		mg/L
Vinyl chloride	0/50	1.00E+02		1.7E-06		Yes	mg/L
cis-1,3-Dichloropropene	0/4	1.30E+01					mg/L
trans-1,3-Dichloropropene	0/4	1.30E+01					mg/L

----- AREA_CODE=a MEDIA=UCRS Groundwater -----

Analyte	Frequency of Detection	Maximum non-detected concentration	HI	ELCR	Exceed HI?	Exceed ELCR?	Units
1,1,1,2-Tetrachloroethane	0/1	1.30E+01	6.0E-03	3.9E-05	Yes	Yes	mg/L
1,1,1-Trichloroethane	0/4	5.00E+01	5.4E-02		Yes		mg/L
1,1,2,2-Tetrachloroethane	0/1	1.30E+01		5.0E-06		Yes	mg/L
1,1,2-Trichloroethane	0/14	5.00E+01	8.1E-04	1.8E-05	Yes	Yes	mg/L
1,1-Dichloroethane	0/4	5.00E+01	2.7E-02		Yes		mg/L
1,2,3-Trichloropropane	0/1	1.30E+01	1.1E-03	3.9E-07	Yes	Yes	mg/L
1,2,4-Trichlorobenzene	0/1	1.00E-02	6.6E-03		Yes		mg/L
1,2-Dibromoethane	0/1	1.30E+01	1.3E-05	5.9E-08	Yes	Yes	mg/L
1,2-Dichlorobenzene	0/1	1.00E-02	1.2E-02		No		mg/L
1,2-Dichloroethane	0/15	5.00E+01	6.7E-04	1.1E-05	Yes	Yes	mg/L
1,2-Dichloropropane	0/1	1.30E+01	2.7E-04	7.6E-05	Yes	Yes	mg/L
1,2-Dimethylbenzene	0/1	1.30E+01	4.6E-02		Yes		mg/L
1,3-Dichlorobenzene	0/1	1.00E-02	5.3E-04		Yes		mg/L
1,4-Dichlorobenzene	0/1	1.00E-02	5.3E-02	2.0E-04	No	Yes	mg/L
2,4,5-Trichlorophenol	0/1	5.00E-02	2.0E-02		Yes		mg/L
2,4,6-Trichlorophenol	0/1	1.00E-02		4.0E-04		Yes	mg/L
2,4-Dichlorophenol	0/1	1.00E-02	4.1E-03		Yes		mg/L
2,4-Dimethylphenol	0/1	1.00E-02	3.9E-03		Yes		mg/L
2,4-Dinitrophenol	0/1	5.00E-02	3.0E-03		Yes		mg/L
2,4-Dinitrotoluene	0/1	1.00E-02	3.0E-03	7.7E-06	Yes	Yes	mg/L
2,6-Dinitrotoluene	0/1	1.00E-02	1.5E-03	7.7E-06	Yes	Yes	mg/L
2-Butanone	0/1	2.50E+01	6.2E-02		Yes		mg/L
2-Chloro-1,3-butadiene	0/1	1.30E+01	4.6E-04		Yes		mg/L
2-Chloroethyl vinyl ether	0/1	2.50E+01					mg/L
2-Chloronaphthalene	0/1	1.00E-02	1.5E-02		No		mg/L

Table 6.2 Comparison of maximum quantitation limits of analytes not detected to human health risk-based screening criteria (continued)

----- AREA_CODE=a MEDIA=UCRS Groundwater -----
(continued)

Analyte	Frequency of Detection	Maximum non-detected concentration	HI	ELCR	Exceed HI?	Exceed ELCR?	Units
2-Chlorophenol	0/1	1.00E-02	1.0E-03		Yes		mg/L
2-Hexanone	0/1	2.50E+01					mg/L
2-Methyl-4,6-dinitrophenol	0/1	5.00E-02					mg/L
2-Methylnaphthalene	0/1	1.00E-02					mg/L
2-Methylphenol	0/1	1.00E-02	7.2E-02		No		mg/L
2-Nitrobenzenamine	0/1	5.00E-02	1.2E-05		Yes		mg/L
2-Nitrophenol	0/1	1.00E-02					mg/L
2-Propanol	0/1	1.40E+02					mg/L
3,3'-Dichlorobenzidine	0/1	1.00E-02		1.1E-05		Yes	mg/L
3-Nitrobenzenamine	0/1	5.00E-02					mg/L
4-Bromophenyl phenyl ether	0/1	1.00E-02					mg/L
4-Chloro-3-methylphenol	0/1	1.00E-02					mg/L
4-Chlorobenzenamine	0/1	1.00E-02	5.6E-03		Yes		mg/L
4-Chlorophenyl phenyl ether	0/1	1.00E-02					mg/L
4-Methyl-2-pentanone	0/1	2.50E+01	5.1E-03		Yes		mg/L
4-Methylphenol	0/1	1.00E-02	7.3E-03		Yes		mg/L
4-Nitrobenzenamine	0/1	5.00E-02					mg/L
4-Nitrophenol	0/1	5.00E-02	1.3E-02		Yes		mg/L
Acenaphthene	0/2	1.00E-02	1.1E-02		No		mg/L
Acenaphthylene	0/2	1.00E-02					mg/L
Acetone	0/1	2.50E+01	2.0E-02		Yes		mg/L
Acrolein	0/1	1.30E+02	1.3E-06		Yes		mg/L
Acrylonitrile	0/1	1.30E+02	1.2E-04	3.4E-06	Yes	Yes	mg/L
Anthracene	0/2	1.00E-02	5.7E-02		No		mg/L
Benz(a)anthracene	0/2	1.00E-02		1.3E-06		Yes	mg/L
Benzene	0/13	5.00E+01	4.0E-04	3.5E-05	Yes	Yes	mg/L
Benzenemethanol	0/1	1.00E-02	4.5E-01		No		mg/L
Benzo(a)pyrene	0/2	1.00E-02		9.5E-08		Yes	mg/L
Benzo(b)fluoranthene	0/2	1.00E-02		9.3E-07		Yes	mg/L
Benzo(ghi)perylene	0/2	1.00E-02					mg/L
Benzo(k)fluoranthene	0/2	1.00E-02		1.7E-05		Yes	mg/L
Benzoic acid	0/1	5.00E-02	6.0E+00		No		mg/L
Bis(2-chloroethoxy)methane	0/1	1.00E-02					mg/L
Bis(2-chloroethyl) ether	0/1	1.00E-02		9.2E-07		Yes	mg/L
Bis(2-chloroisopropyl) ether	0/1	1.00E-02		2.4E-05		Yes	mg/L
Bromodichloromethane	0/15	5.00E+01	4.0E-03	8.4E-05	Yes	Yes	mg/L
Bromoform	0/1	1.30E+01	4.0E-03	2.2E-04	Yes	Yes	mg/L
Bromomethane	0/1	2.50E+01	2.9E-04		Yes		mg/L
Butyl benzyl phthalate	0/1	1.00E-02	2.6E-01		No		mg/L

Table 6.2 Comparison of maximum quantitation limits of analytes not detected to human health risk-based screening criteria (continued)

----- AREA_CODE=a MEDIA=UCRS Groundwater -----
 (continued)

Analyte	Frequency of Detection	Maximum non-detected concentration	HI	ELCR	Exceed HI?	Exceed ELCR?	Units
Cadmium	0/15	2.50E-02	6.6E-04		Yes		mg/L
Carbazole	0/1	1.00E-02		2.2E-04		Yes	mg/L
Carbon disulfide	0/1	1.30E+01	3.5E-02		Yes		mg/L
Carbon tetrachloride	0/15	5.00E+01	1.2E-04	1.5E-05	Yes	Yes	mg/L
Chlorobenzene	0/1	1.30E+01	1.3E-03		Yes		mg/L
Chloroethane	0/2	2.50E+01	3.1E-01		Yes		mg/L
Chloromethane	0/1	2.50E+01		1.3E-04		Yes	mg/L
Chrysene	0/2	1.00E-02		1.3E-04		Yes	mg/L
Cyanide	0/1	6.00E-03	2.8E-02		No		mg/L
Di-n-butyl phthalate	0/1	1.00E-02	1.3E-01		No		mg/L
Di-n-octylphthalate	0/1	1.00E-02	6.9E-04		Yes		mg/L
Dibenz(a,h)anthracene	0/2	1.00E-02		4.6E-08		Yes	mg/L
Dibenzofuran	0/1	1.00E-02	1.6E-03		Yes		mg/L
Dibromochloromethane	0/1	1.30E+01	4.0E-03	6.2E-05	Yes	Yes	mg/L
Dibromomethane	0/1	1.30E+01	2.0E-03		Yes		mg/L
Dichlorodifluoromethane	0/1	1.30E+01	1.3E-02		Yes		mg/L
Dichloroethene	0/2	5.00E+01					mg/L
Diethyl phthalate	0/1	1.00E-02	1.2E+00		No		mg/L
Dimethyl phthalate	0/1	1.00E-02	1.5E+01		No		mg/L
Dimethylbenzene	0/13	1.00E+02	4.0E-01		Yes		mg/L
Ethane	0/1	3.00E-02					mg/L
Ethyl cyanide	0/1	2.50E+02					mg/L
Ethyl methacrylate	0/1	1.30E+01	1.8E-02		Yes		mg/L
Ethylbenzene	0/13	5.00E+01	4.5E-02		Yes		mg/L
Ethylene	0/1	3.00E-02					mg/L
Fluoranthene	0/2	1.00E-02	2.3E-02		No		mg/L
Fluorene	0/2	1.00E-02	7.4E-03		Yes		mg/L
Hexachlorobenzene	0/1	1.00E-02	7.5E-04	1.9E-06	Yes	Yes	mg/L
Hexachlorobutadiene	0/1	1.00E-02	2.2E-04	4.8E-05	Yes	Yes	mg/L
Hexachlorocyclopentadiene	0/1	1.00E-02	9.8E-03		Yes		mg/L
Hexachloroethane	0/1	1.00E-02	1.3E-03	3.3E-04	Yes	Yes	mg/L
Indeno(1,2,3-cd)pyrene	0/2	1.00E-02		6.3E-07		Yes	mg/L
Iodomethane	0/1	1.30E+01					mg/L
Isophorone	0/1	1.00E-02	3.0E-01	5.5E-03	No	Yes	mg/L
Mercury	0/4	2.10E-04	4.4E-04		No		mg/L
Methacrylonitrile	0/1	1.30E+01	3.6E-05		Yes		mg/L
Methyl methacrylate	0/1	1.30E+01	4.6E-02		Yes		mg/L
Methylene chloride	0/1	1.30E+01	6.2E-02	3.6E-04	Yes	Yes	mg/L
Molybdenum	0/13	5.00E-02	7.5E-03		Yes		mg/L

Table 6.2 Comparison of maximum quantitation limits of analytes not detected to human health risk-based screening criteria (continued)

----- AREA_CODE=a MEDIA=UCRS Groundwater -----
(continued)

Analyte	Frequency of Detection	Maximum non-detected concentration	HI	ELCR	Exceed HI?	Exceed ELCR?	Units
N-Nitroso-di-n-propylamine	0/1	1.00E-02		7.4E-07		Yes	mg/L
N-Nitrosodiphenylamine	0/1	1.00E-02		9.5E-04		Yes	mg/L
Naphthalene	0/2	1.00E-02	2.0E-04		Yes		mg/L
Nitrobenzene	0/1	1.00E-02	1.1E-04		Yes		mg/L
Pentachlorophenol	0/1	5.00E-02	2.3E-02	2.1E-05	Yes	Yes	mg/L
Phenanthrene	0/2	1.00E-02					mg/L
Phenol	0/1	1.00E-02	9.0E-01		No		mg/L
Polychlorinated biphenyl	0/1	1.70E-04		8.0E-06		Yes	mg/L
Pyrene	0/2	1.00E-02	1.8E-02		No		mg/L
Selenium	0/4	5.00E-03	7.5E-03		No		mg/L
Silver	0/2	6.00E-02	7.5E-03		Yes		mg/L
Styrene	0/1	1.30E+01	4.5E-02		Yes		mg/L
Tetrachloroethene	0/15	5.00E+01	7.9E-03	5.7E-05	Yes	Yes	mg/L
Thallium	0/14	6.00E-02					mg/L
Toluene	0/13	5.00E+01	2.4E-02		Yes		mg/L
Trans-1,4-Dichloro-2-butene	0/1	1.30E+01					mg/L
Trichlorofluoromethane	0/1	1.30E+01	4.2E-02		Yes		mg/L
Vinyl acetate	0/1	1.30E+01	1.3E-02		Yes		mg/L
Vinyl chloride	0/27	1.00E+02		1.7E-06		Yes	mg/L
cis-1,3-Dichloropropene	0/1	1.30E+01					mg/L
trans-1,3-Dichloropropene	0/1	1.30E+01					mg/L

----- AREA_CODE=b MEDIA=McNairy Groundwater -----

Analyte	Frequency of Detection	Maximum non-detected concentration	HI	ELCR	Exceed HI?	Exceed ELCR?	Units
1,1,1-Trichloroethane	0/43	1.00E+00	5.4E-02		Yes		mg/L
1,1,2-Trichloroethane	0/43	1.00E+00	8.1E-04	1.8E-05	Yes	Yes	mg/L
1,1-Dichloroethane	0/43	1.00E+00	2.7E-02		Yes		mg/L
1,1-Dichloroethene	0/43	1.00E+00	1.8E-03	9.3E-07	Yes	Yes	mg/L
1,2-Dichloroethane	0/43	1.00E+00	6.7E-04	1.1E-05	Yes	Yes	mg/L
1,3-Dichlorobenzene	0/2	5.00E-03	5.3E-04		Yes		mg/L
Arsenic	0/5	5.00E-03	4.5E-04	3.5E-06	Yes	Yes	mg/L
Benzene	0/43	1.00E+00	4.0E-04	3.5E-05	Yes	Yes	mg/L
Beryllium	0/5	2.50E-02	2.6E-03	1.0E-06	Yes	Yes	mg/L
Bromodichloromethane	0/43	1.00E+00	4.0E-03	8.4E-05	Yes	Yes	mg/L

Table 6.2 Comparison of maximum quantitation limits of analytes not detected to human health risk-based screening criteria (continued)

----- AREA_CODE=b MEDIA=McNairy Groundwater -----
(continued)

Analyte	Frequency of Detection	Maximum non-detected concentration	HI	ELCR	Exceed HI?	Exceed ELCR?	Units
Cadmium	0/5	1.00E-01	6.6E-04		Yes		mg/L
Carbon tetrachloride	0/43	1.00E+00	1.2E-04	1.5E-05	Yes	Yes	mg/L
Chloroform	0/43	1.00E+00	2.0E-03	1.5E-05	Yes	Yes	mg/L
Chromium	0/5	6.00E-02	4.2E-03		Yes		mg/L
Cobalt	0/5	1.00E-01	9.1E-02		Yes		mg/L
Copper	0/5	1.00E-01	6.0E-02		Yes		mg/L
Dimethylbenzene	0/43	1.00E+00	4.0E-01		Yes		mg/L
Ethylbenzene	0/43	1.00E+00	4.5E-02		Yes		mg/L
Lead	0/5	2.50E-01	1.5E-07		Yes		mg/L
Mercury	0/6	2.00E-04	4.4E-04		No		mg/L
Molybdenum	0/5	1.00E-01	7.5E-03		Yes		mg/L
Nickel	0/5	1.00E-01	3.0E-02		Yes		mg/L
Plutonium-239/240	0/1	-1.21E-02		1.2E-01		No	pCi/L
Selenium	0/5	5.00E-03	7.5E-03		No		mg/L
Silver	0/4	6.00E-02	7.5E-03		Yes		mg/L
Sulfate	0/1	5.00E+00					mg/L
Tetrachloroethene	0/43	1.00E+00	7.9E-03	5.7E-05	Yes	Yes	mg/L
Thallium	0/1	4.70E-01					mg/L
Tin	0/1	2.80E-01	8.9E-01		No		mg/L
Toluene	0/43	1.00E+00	2.4E-02		Yes		mg/L
Total Phosphate as Phosphorus	0/35	2.00E+00	3.0E-05		Yes		mg/L
Uranium	0/5	1.00E-03	4.5E-03		No		mg/L
Vinyl chloride	0/43	1.00E+00		1.7E-06		Yes	mg/L
cis-1,2-Dichloroethene	0/43	1.00E+00	2.0E-03		Yes		mg/L
trans-1,2-Dichloroethene	0/43	1.00E+00	4.0E-03		Yes		mg/L

----- AREA_CODE=b MEDIA=RGa Groundwater -----

Analyte	Frequency of Detection	Maximum non-detected concentration	HI	ELCR	Exceed HI?	Exceed ELCR?	Units
1,1,1,2-Tetrachloroethane	0/1	5.00E-03	6.0E-03	3.9E-05	No	Yes	mg/L
1,1,1-Trichloroethane	0/417	5.00E+00	5.4E-02		Yes		mg/L
1,1,2,2-Tetrachloroethane	0/10	5.00E-03		5.0E-06		Yes	mg/L
1,2,3-Trichloropropane	0/1	2.00E-02	1.1E-03	3.9E-07	Yes	Yes	mg/L
1,2,4,5-Tetrachlorobenzene	0/1	9.00E-03	3.5E-04		Yes		mg/L
1,2,4-Trichlorobenzene	0/1	9.00E-03	6.6E-03		Yes		mg/L

Table 6.2 Comparison of maximum quantitation limits of analytes not detected to human health risk-based screening criteria (continued)

----- AREA_CODE=b MEDIA=RGa Groundwater -----
 (continued)

Analyte	Frequency of Detection	Maximum non-detected concentration	HI	ELCR	Exceed HI?	Exceed ELCR?	Units
1,2-Dibromo-3-chloropropane	0/1	1.00E-02	1.3E-05	3.7E-06	Yes	Yes	mg/L
1,2-Dibromoethane	0/1	5.00E-03	1.3E-05	5.9E-08	Yes	Yes	mg/L
1,2-Dichlorobenzene	0/5	9.00E-03	1.2E-02		No		mg/L
1,2-Dichloroethene	0/5	1.25E+00	1.8E-03		Yes		mg/L
1,2-Dichloropropane	0/10	5.00E-03	2.7E-04	7.6E-05	Yes	Yes	mg/L
1,3,5-Trinitrobenzene	0/1	9.00E-03	4.5E-02		No		mg/L
1,3-Dichlorobenzene	0/13	1.00E-01	5.3E-04		Yes		mg/L
1,3-Dinitrobenzene	0/1	9.00E-03	1.5E-04		Yes		mg/L
1,4-Dichlorobenzene	0/5	9.00E-03	5.3E-02	2.0E-04	No	Yes	mg/L
1,4-Dioxane	0/1	2.00E-01		4.8E-04		Yes	mg/L
1,4-Naphthoquinone	0/1	9.00E-03					mg/L
1-Naphthalenamine	0/1	9.00E-03					mg/L
2,3,4,6-Tetrachlorophenol	0/1	9.00E-03	3.9E-02		No		mg/L
2,4,5-Trichlorophenol	0/1	9.00E-03	2.0E-02		No		mg/L
2,4,6-Trichlorophenol	0/1	9.00E-03		4.0E-04		Yes	mg/L
2,4-Dichlorophenol	0/1	9.00E-03	4.1E-03		Yes		mg/L
2,4-Dimethylphenol	0/1	9.00E-03	3.9E-03		Yes		mg/L
2,4-Dinitrophenol	0/1	9.00E-03	3.0E-03		Yes		mg/L
2,4-Dinitrotoluene	0/1	9.00E-03	3.0E-03	7.7E-06	Yes	Yes	mg/L
2,6-Dinitrotoluene	0/1	9.00E-03	1.5E-03	7.7E-06	Yes	Yes	mg/L
2-Acetylaminofluorene	0/1	9.00E-03					mg/L
2-Butanone	0/9	1.00E-01	6.2E-02		Yes		mg/L
2-Chloro-1,3-butadiene	0/1	5.00E-03	4.6E-04		Yes		mg/L
2-Chloroethyl vinyl ether	0/1	5.00E-03					mg/L
2-Chloronaphthalene	0/1	9.00E-03	1.5E-02		No		mg/L
2-Chlorophenol	0/1	9.00E-03	1.0E-03		Yes		mg/L
2-Hexanone	0/10	5.00E-02					mg/L
2-Methyl-4,6-dinitrophenol	0/1	9.00E-03					mg/L
2-Methylnaphthalene	0/1	9.00E-03					mg/L
2-Methylphenol	0/1	9.00E-03	7.2E-02		No		mg/L
2-Methylpyridine	0/1	9.00E-03					mg/L
2-Naphthalenamine	0/1	9.00E-03					mg/L
2-Nitrobenzenamine	0/1	9.00E-03	1.2E-05		Yes		mg/L
2-Nitrophenol	0/1	9.00E-03					mg/L
3,3'-Dichlorobenzidine	0/1	9.00E-03		1.1E-05		Yes	mg/L
3,3'-Dimethylbenzidine	0/1	9.00E-03		5.6E-07		Yes	mg/L
3-Methylcholanthrene	0/1	9.00E-03					mg/L
3-Nitrobenzenamine	0/1	9.00E-03					mg/L
4-Aminobiphenyl	0/1	9.00E-03					mg/L

Table 6.2 Comparison of maximum quantitation limits of analytes not detected to human health risk-based screening criteria (continued)

----- AREA_CODE=b MEDIA=RGa Groundwater -----
(continued)

Analyte	Frequency of Detection	Maximum non-detected concentration	HI	ELCR	Exceed HI?	Exceed ELCR?	Units
4-Bromophenyl phenyl ether	0/1	9.00E-03					mg/L
4-Chloro-3-methylphenol	0/1	9.00E-03					mg/L
4-Chlorobenzeneamine	0/1	9.00E-03	5.6E-03		Yes		mg/L
4-Chlorophenyl phenyl ether	0/1	9.00E-03					mg/L
4-Methylphenol	0/1	3.80E-02	7.3E-03		Yes		mg/L
4-Nitrobenzeneamine	0/1	9.00E-03					mg/L
4-Nitrophenol	0/1	9.00E-03	1.3E-02		No		mg/L
4-Nitroquinoline-1-oxide	0/1	9.00E-03					mg/L
5-(2-Propenyl)-1,3-benzodioxole (Safrole)	0/1	9.00E-03					mg/L
5-Nitro-o-toluidine	0/1	9.00E-03		1.6E-04		Yes	mg/L
7,12-Dimethylbenz(a)anthracene	0/1	9.00E-03					mg/L
Acenaphthene	0/1	9.00E-03	1.1E-02		No		mg/L
Acenaphthylene	0/1	9.00E-03					mg/L
Acetonitrile	0/1	3.00E-02	2.8E-03		Yes		mg/L
Acetophenone	0/1	9.00E-03	1.3E-06		Yes		mg/L
Acrolein	0/1	2.00E-02	1.3E-06		Yes		mg/L
Acrylonitrile	0/1	2.00E-02	1.2E-04	3.4E-06	Yes	Yes	mg/L
Allyl chloride	0/1	5.00E-03	6.7E-05		Yes		mg/L
Aniline	0/1	9.00E-03		8.1E-04		Yes	mg/L
Anthracene	0/1	9.00E-03	5.7E-02		No		mg/L
Antimony	0/170	2.50E-01	5.6E-04		Yes		mg/L
Aramite	0/1	9.00E-03	6.7E-02	1.8E-04	No	Yes	mg/L
Benz(a)anthracene	0/1	9.00E-03		1.3E-06		Yes	mg/L
Benzene	0/423	5.00E+00	4.0E-04	3.5E-05	Yes	Yes	mg/L
Benzenemethanol	0/1	9.00E-03	4.5E-01		No		mg/L
Benzo(a)pyrene	0/1	9.00E-03		9.5E-08		Yes	mg/L
Benzo(b)fluoranthene	0/1	9.00E-03		9.3E-07		Yes	mg/L
Benzo(ghi)perylene	0/1	9.00E-03					mg/L
Benzo(k)fluoranthene	0/1	9.00E-03		1.7E-05		Yes	mg/L
Benzyl Chloride	0/1	5.00E-03		3.0E-05		Yes	mg/L
Bis(2-chloroethoxy)methane	0/1	9.00E-03					mg/L
Bis(2-chloroethyl) ether	0/1	9.00E-03		9.2E-07		Yes	mg/L
Bis(2-chloroisopropyl)ether	0/1	9.00E-03		2.4E-05		Yes	mg/L
Bis(2-ethylhexyl)phthalate	0/1	9.00E-03	2.6E-02	3.1E-04	No	Yes	mg/L
Bromodichloromethane	0/450	5.00E+00	4.0E-03	8.4E-05	Yes	Yes	mg/L
Bromoform	0/12	1.25E+00	4.0E-03	2.2E-04	Yes	Yes	mg/L
Bromomethane	0/10	1.00E-02	2.9E-04		Yes		mg/L
Butyl benzyl phthalate	0/1	9.00E-03	2.6E-01		No		mg/L
Carbazole	0/1	9.00E-03		2.2E-04		Yes	mg/L

Table 6.2 Comparison of maximum quantitation limits of analytes not detected to human health risk-based screening criteria (continued)

----- AREA_CODE=b MEDIA=RGa Groundwater -----
 (continued)

Analyte	Frequency of Detection	Maximum non-detected concentration	HI	ELCR	Exceed HI?	Exceed ELCR?	Units
Carbon disulfide	0/9	1.00E-01	3.5E-02		Yes		mg/L
Chlorobenzilate	0/1	9.00E-03	2.8E-02	1.8E-05	No	Yes	mg/L
Chloroethane	0/13	1.25E+00	3.1E-01		Yes		mg/L
Chloromethane	0/10	1.00E-02		1.3E-04		Yes	mg/L
Chromium, hexavalent	0/12	1.00E-02	4.2E-03		Yes		mg/L
Chrysene	0/1	9.00E-03		1.3E-04		Yes	mg/L
Di-n-octylphthalate	0/1	9.00E-03	6.9E-04		Yes		mg/L
Diallate	0/1	9.00E-03		8.6E-05		Yes	mg/L
Dibenz(a,h)anthracene	0/1	9.00E-03		4.6E-08		Yes	mg/L
Dibenzofuran	0/1	9.00E-03	1.6E-03		Yes		mg/L
Dibromochloromethane	0/9	5.00E-03	4.0E-03	6.2E-05	Yes	Yes	mg/L
Dibromomethane	0/1	5.00E-03	2.0E-03		Yes		mg/L
Dichlorodifluoromethane	0/1	5.00E-03	1.3E-02		No		mg/L
Diethyl phthalate	0/1	9.00E-03	1.2E+00		No		mg/L
Dimethoate	0/1	9.00E-03	3.0E-04		Yes		mg/L
Dimethyl phthalate	0/1	9.00E-03	1.5E+01		No		mg/L
Dimethylbenzene	0/423	1.00E+01	4.0E-01		Yes		mg/L
Dinoseb	0/1	9.00E-03	1.4E-03		Yes		mg/L
Diphenylamine	0/1	9.00E-03	3.3E-02		No		mg/L
Disulfoton	0/1	9.00E-03	5.6E-05		Yes		mg/L
Ethyl cyanide	0/1	1.00E-02					mg/L
Ethyl methacrylate	0/1	5.00E-03	1.8E-02		No		mg/L
Ethyl methanesulfonate	0/1	9.00E-03					mg/L
Ethylbenzene	0/424	5.00E+00	4.5E-02		Yes		mg/L
Famphur	0/1	9.00E+00					mg/L
Fluoranthene	0/1	9.00E-03	2.3E-02		No		mg/L
Fluorene	0/1	9.00E-03	7.4E-03		Yes		mg/L
Hexachloro-1-propene	0/1	9.00E-03					mg/L
Hexachlorobenzene	0/1	9.00E-03	7.5E-04	1.9E-06	Yes	Yes	mg/L
Hexachlorobutadiene	0/1	9.00E-03	2.2E-04	4.8E-05	Yes	Yes	mg/L
Hexachlorocyclopentadiene	0/1	9.00E-03	9.8E-03		No		mg/L
Hexachloroethane	0/1	9.00E-03	1.3E-03	3.3E-04	Yes	Yes	mg/L
Hexachlorophene	0/1	1.90E-01	9.4E-05		Yes		mg/L
Indeno(1,2,3-cd)pyrene	0/1	9.00E-03		6.3E-07		Yes	mg/L
Iodomethane	0/1	5.00E-03					mg/L
Isobutanol	0/1	5.00E-03	6.1E-02		No		mg/L
Isodrin	0/1	9.00E-03					mg/L
Isophorone	0/1	9.00E-03	3.0E-01	5.5E-03	No	Yes	mg/L
Isosafrole	0/1	9.00E-03					mg/L

Table 6.2 Comparison of maximum quantitation limits of analytes not detected to human health risk-based screening criteria (continued)

----- AREA_CODE=b MEDIA=RGa Groundwater -----
(continued)

Analyte	Frequency of Detection	Maximum non-detected concentration	HI	ELCR	Exceed HI?	Exceed ELCR?	Units
Kepone	0/1	1.90E-01		2.8E-07		Yes	mg/L
Methacrylonitrile	0/1	5.00E-03	3.6E-05		Yes		mg/L
Methapyrilene	0/1	9.00E-03					mg/L
Methyl methacrylate	0/1	5.00E-03	4.6E-02		No		mg/L
Methyl methanesulfonate	0/1	9.00E-03					mg/L
Methyl parathion	0/1	9.00E-03	3.8E-04		Yes		mg/L
N-Nitroso-di-n-butylamine	0/1	9.00E-03		1.9E-07		Yes	mg/L
N-Nitroso-di-n-propylamine	0/1	9.00E-03		7.4E-07		Yes	mg/L
N-Nitrosodiethylamine	0/1	9.00E-03		3.5E-08		Yes	mg/L
N-Nitrosodimethylamine	0/1	9.00E-03		1.0E-07		Yes	mg/L
N-Nitrosodiphenylamine	0/1	9.00E-03		9.5E-04		Yes	mg/L
N-Nitrosomethylethylamine	0/1	9.00E-03		2.4E-07		Yes	mg/L
N-Nitrosomorpholine	0/1	9.00E-03					mg/L
N-Nitrosopiperidine	0/1	9.00E-03					mg/L
N-Nitrosopyrrolidine	0/1	9.00E-03		2.5E-06		Yes	mg/L
Naphthalene	0/1	9.00E-03	2.0E-04		Yes		mg/L
Nitrobenzene	0/1	9.00E-03	1.1E-04		Yes		mg/L
O,O,O-Triethylphosphorothioate	0/1	9.00E-03					mg/L
Parathion	0/1	9.00E-03	8.6E-03		Yes		mg/L
Pentachlorobenzene	0/1	9.00E-03	8.1E-04		Yes		mg/L
Pentachloroethane	0/1	9.00E-03					mg/L
Pentachloronitrobenzene	0/1	9.00E-03	4.1E-03	1.8E-05	Yes	Yes	mg/L
Pentachlorophenol	0/1	9.00E-03	2.3E-02	2.1E-05	No	Yes	mg/L
Phenacetin	0/1	9.00E-03					mg/L
Phenanthrene	0/1	9.00E-03					mg/L
Phenol	0/1	9.00E-03	9.0E-01		No		mg/L
Phorate	0/1	9.00E-03	3.0E-04		Yes		mg/L
Polychlorinated biphenyl	0/16	1.70E-04		8.0E-06		Yes	mg/L
Pronamide	0/1	9.00E-03	1.1E-01		No		mg/L
Protactinium-234	0/6	-9.30E-01		1.8E+01		No	pCi/L
Pyrene	0/1	9.00E-03	1.8E-02		No		mg/L
Pyridine	0/1	9.00E-03	1.5E-03		Yes		mg/L
Styrene	0/10	5.00E-03	4.5E-02		No		mg/L
Sulfotepp	0/1	9.00E-03	7.5E-04		Yes		mg/L
Thallium	0/55	4.70E-01					mg/L
Thionazin	0/1	9.00E-03					mg/L
Trichlorofluoromethane	0/1	5.00E-03	4.2E-02		No		mg/L
Vinyl acetate	0/6	5.00E-02	1.3E-02		Yes		mg/L
a,a-Dimethylphenethylamine	0/1	9.00E-03					mg/L

Table 6.2 Comparison of maximum quantitation limits of analytes not detected to human health risk-based screening criteria (continued)

----- AREA_CODE=b MEDIA=RGa Groundwater -----
(continued)

Analyte	Frequency of Detection	Maximum non-detected concentration	HI	ELCR	Exceed HI?	Exceed ELCR?	Units
cis-1,3-Dichloropropene	0/9	5.00E-03					mg/L
cis-1,4-Dichloro-2-Butene	0/1	2.00E-02					mg/L
o-Toluidine	0/1	9.00E-03		2.2E-05		Yes	mg/L
p-Dimethylaminoazobenzene	0/1	9.00E-03					mg/L
p-Phenylenediamine	0/1	9.00E-03	2.9E-01		No		mg/L
trans-1,3-Dichloropropene	0/10	5.00E-03					mg/L

----- AREA_CODE=b MEDIA=UCRS Groundwater -----

Analyte	Frequency of Detection	Maximum non-detected concentration	HI	ELCR	Exceed HI?	Exceed ELCR?	Units
1,1,1-Trichloroethane	0/72	5.00E-01	5.4E-02		Yes		mg/L
1,1,2,2-Tetrachloroethane	0/7	5.00E-03		5.0E-06		Yes	mg/L
1,1,2-Trichloro-1,2,2-trifluoroethane	0/3	3.60E-04	1.9E+00		No		mg/L
1,1,2-Trichloroethane	0/104	5.00E-01	8.1E-04	1.8E-05	Yes	Yes	mg/L
1,2,4,5-Tetrachlorobenzene	0/3	4.30E-03	3.5E-04		Yes		mg/L
1,2,4-Trichlorobenzene	0/3	1.10E-03	6.6E-03		No		mg/L
1,2-Dichlorobenzene	0/3	3.20E-04	1.2E-02		No		mg/L
1,2-Dichloroethane	0/108	5.00E-01	6.7E-04	1.1E-05	Yes	Yes	mg/L
1,2-Dichloropropane	0/7	5.00E-03	2.7E-04	7.6E-05	Yes	Yes	mg/L
1,2-Diphenylhydrazine	0/3	2.00E-04		6.2E-06		Yes	mg/L
1,3-Dichlorobenzene	0/5	5.00E-03	5.3E-04		Yes		mg/L
1,4-Dichlorobenzene	0/3	3.20E-04	5.3E-02	2.0E-04	No	Yes	mg/L
1-Chloronaphthalene	0/3	2.20E-04					mg/L
1-Naphthalenamine	0/3	2.60E-04					mg/L
2,3,4,6-Tetrachlorophenol	0/3	4.40E-04	3.9E-02		No		mg/L
2,4,5-Trichlorophenol	0/3	1.90E-04	2.0E-02		No		mg/L
2,4,6-Trichlorophenol	0/3	1.70E-04		4.0E-04		No	mg/L
2,4-Dinitrophenol	0/3	1.20E-02	3.0E-03		Yes		mg/L
2,4-Dinitrotoluene	0/3	7.00E-05	3.0E-03	7.7E-06	No	Yes	mg/L
2,6-Dichlorophenol	0/3	5.00E-04					mg/L
2,6-Dinitrotoluene	0/3	2.20E-04	1.5E-03	7.7E-06	No	Yes	mg/L
2-Butanone	0/6	1.00E-01	6.2E-02		Yes		mg/L
2-Chloronaphthalene	0/3	1.20E-04	1.5E-02		No		mg/L
2-Chlorophenol	0/3	2.70E-04	1.0E-03		No		mg/L
2-Hexanone	0/7	5.00E-02					mg/L

Table 6.2 Comparison of maximum quantitation limits of analytes not detected to human health risk-based screening criteria (continued)

----- AREA_CODE=b MEDIA=UCRS Groundwater -----
(continued)

Analyte	Frequency of Detection	Maximum non-detected concentration	HI	ELCR	Exceed HI?	Exceed ELCR?	Units
2-Methyl-4,6-dinitrophenol	0/3	3.40E-03					mg/L
2-Methylnaphthalene	0/3	2.90E-04					mg/L
2-Methylphenol	0/3	2.00E-04	7.2E-02		No		mg/L
2-Methylpyridine	0/3	3.40E-03					mg/L
2-Naphthalenamine	0/3	2.90E-04					mg/L
2-Nitrobenzenamine	0/3	1.10E-04	1.2E-05		Yes		mg/L
2-Nitrophenol	0/3	2.40E-04					mg/L
3,3'-Dichlorobenzidine	0/3	4.00E-03		1.1E-05		Yes	mg/L
3-Methylcholanthrene	0/3	1.60E-04					mg/L
3-Nitrobenzenamine	0/3	1.50E-04					mg/L
4,4'-DDD	0/3	1.90E-04		1.3E-05		Yes	mg/L
4,4'-DDE	0/3	2.20E-04		9.8E-06		Yes	mg/L
4,4'-DDT	0/3	1.10E-04	4.0E-04	7.6E-06	No	Yes	mg/L
4-Aminobiphenyl	0/3	5.50E-04					mg/L
4-Bromophenyl phenyl ether	0/3	2.20E-04					mg/L
4-Chloro-3-methylphenol	0/3	2.80E-04					mg/L
4-Chlorobenzenamine	0/3	7.70E-04	5.6E-03		No		mg/L
4-Chlorophenyl phenyl ether	0/3	2.30E-04					mg/L
4-Nitrobenzenamine	0/3	1.20E-03					mg/L
4-Nitrophenol	0/3	3.90E-04	1.3E-02		No		mg/L
7,12-Dimethylbenz(a)anthracene	0/3	5.80E-03					mg/L
Acenaphthene	0/3	2.10E-04	1.1E-02		No		mg/L
Acenaphthylene	0/3	1.10E-04					mg/L
Acetophenone	0/3	1.20E-04	1.3E-06		Yes		mg/L
Aldrin	0/3	3.50E-04	4.5E-05	3.1E-07	Yes	Yes	mg/L
Aniline	0/3	2.60E-04		8.1E-04		No	mg/L
Anthracene	0/3	2.40E-04	5.7E-02		No		mg/L
Antimony	0/73	2.50E-01	5.6E-04		Yes		mg/L
Benz(a)anthracene	0/3	1.90E-04		1.3E-06		Yes	mg/L
Benzenemethanol	0/3	2.90E-04	4.5E-01		No		mg/L
Benzidine	0/3	3.80E-02	4.5E-03	2.3E-08	Yes	Yes	mg/L
Benzo(a)pyrene	0/3	1.50E-04		9.5E-08		Yes	mg/L
Benzo(b)fluoranthene	0/3	1.60E-04		9.3E-07		Yes	mg/L
Benzo(ghi)perylene	0/3	3.20E-04					mg/L
Benzo(k)fluoranthene	0/3	1.60E-04		1.7E-05		Yes	mg/L
Benzoic acid	0/3	6.60E-03	6.0E+00		No		mg/L
Bis(2-chloroethoxy)methane	0/3	2.50E-04					mg/L
Bis(2-chloroethyl) ether	0/3	2.90E-04		9.2E-07		Yes	mg/L
Bis(2-chloroisopropyl)ether	0/3	3.50E-04		2.4E-05		Yes	mg/L

Table 6.2 Comparison of maximum quantitation limits of analytes not detected to human health risk-based screening criteria (continued)

----- AREA_CODE=b MEDIA=UCRS Groundwater -----
(continued)

Analyte	Frequency of Detection	Maximum non-detected concentration	HI	ELCR	Exceed HI?	Exceed ELCR?	Units
Bis(2-ethylhexyl)phthalate	0/3	3.00E-04	2.6E-02	3.1E-04	No	No	mg/L
Bromodichloromethane	0/108	5.00E-01	4.0E-03	8.4E-05	Yes	Yes	mg/L
Bromoform	0/6	5.00E-03	4.0E-03	2.2E-04	Yes	Yes	mg/L
Bromomethane	0/7	1.00E-02	2.9E-04		Yes		mg/L
Butyl benzyl phthalate	0/3	6.40E-04	2.6E-01		No		mg/L
Carbon disulfide	0/6	1.00E-01	3.5E-02		Yes		mg/L
Carbon tetrachloride	0/108	5.00E-01	1.2E-04	1.5E-05	Yes	Yes	mg/L
Cesium-137	0/9	1.86E+01		1.2E+00		Yes	pCi/L
Chlorobenzene	0/6	5.00E-03	1.3E-03		Yes		mg/L
Chloroform	0/107	5.00E-01	2.0E-03	1.5E-05	Yes	Yes	mg/L
Chloromethane	0/7	1.00E-02		1.3E-04		Yes	mg/L
Chromium, hexavalent	0/4	1.00E-02	4.2E-03		Yes		mg/L
Chrysene	0/3	2.10E-04		1.3E-04		Yes	mg/L
Cyanide	0/3	2.40E-03	2.8E-02		No		mg/L
Di-n-octylphthalate	0/3	1.50E-04	6.9E-04		No		mg/L
Dibenz(a,h)anthracene	0/3	2.80E-04		4.6E-08		Yes	mg/L
Dibenzofuran	0/3	1.10E-04	1.6E-03		No		mg/L
Dibromochloromethane	0/6	5.00E-03	4.0E-03	6.2E-05	Yes	Yes	mg/L
Dieldrin	0/3	2.80E-04	7.2E-05	3.1E-07	Yes	Yes	mg/L
Dimethyl phthalate	0/3	9.00E-05	1.5E+01		No		mg/L
Ethyl methanesulfonate	0/3	1.50E-03					mg/L
Fluoranthene	0/3	2.30E-04	2.3E-02		No		mg/L
Fluorene	0/3	2.20E-04	7.4E-03		No		mg/L
Heptachlor	0/3	2.50E-04	7.4E-04	1.1E-06	No	Yes	mg/L
Hexachlorobenzene	0/3	2.10E-04	7.5E-04	1.9E-06	No	Yes	mg/L
Hexachlorobutadiene	0/3	3.00E-04	2.2E-04	4.8E-05	Yes	Yes	mg/L
Hexachlorocyclopentadiene	0/3	1.70E-04	9.8E-03		No		mg/L
Hexachloroethane	0/3	3.50E-04	1.3E-03	3.3E-04	No	Yes	mg/L
Indeno(1,2,3-cd)pyrene	0/3	2.20E-04		6.3E-07		Yes	mg/L
Lindane	0/3	2.40E-04	4.4E-04	4.0E-06	No	Yes	mg/L
Methoxychlor	0/3	1.60E-04	7.2E-03		No		mg/L
Methyl methanesulfonate	0/3	2.40E-04					mg/L
Methylene chloride	0/6	5.00E-03	6.2E-02	3.6E-04	No	Yes	mg/L
N-Nitroso-di-n-propylamine	0/3	2.70E-04		7.4E-07		Yes	mg/L
N-Nitrosodimethylamine	0/3	2.30E-04		1.0E-07		Yes	mg/L
N-Nitrosodiphenylamine	0/3	1.20E-04		9.5E-04		No	mg/L
N-Nitrosopiperidine	0/3	1.30E-03					mg/L
Naphthalene	0/3	2.90E-04	2.0E-04		Yes		mg/L
Nitrobenzene	0/3	3.60E-04	1.1E-04		Yes		mg/L

Table 6.2 Comparison of maximum quantitation limits of analytes not detected to human health risk-based screening criteria (continued)

----- AREA_CODE=b MEDIA=UCRS Groundwater -----
(continued)

Analyte	Frequency of Detection	Maximum non-detected concentration	HI	ELCR	Exceed HI?	Exceed ELCR?	Units
PCB-1016	0/3	4.10E-04	4.7E-05	5.3E-06	Yes	Yes	mg/L
PCB-1221	0/3	2.20E-04		1.1E-05		Yes	mg/L
PCB-1232	0/3	1.50E-04		1.3E-05		Yes	mg/L
PCB-1242	0/3	6.70E-04		1.2E-05		Yes	mg/L
PCB-1248	0/3	2.90E-04		7.8E-06		Yes	mg/L
PCB-1254	0/3	1.60E-05	1.9E-05	8.0E-06	No	Yes	mg/L
PCB-1260	0/3	2.50E-05		4.4E-06		Yes	mg/L
Pentachlorobenzene	0/3	2.00E-03	8.1E-04		Yes		mg/L
Pentachloronitrobenzene	0/3	4.70E-03	4.1E-03	1.8E-05	Yes	Yes	mg/L
Pentachlorophenol	0/3	2.40E-04	2.3E-02	2.1E-05	No	Yes	mg/L
Phenacetin	0/3	1.10E-04					mg/L
Phenanthrene	0/3	2.10E-04					mg/L
Phenol	0/3	6.20E-04	9.0E-01		No		mg/L
Polychlorinated biphenyl	0/4	1.00E-04		8.0E-06		Yes	mg/L
Pronamide	0/3	5.30E-03	1.1E-01		No		mg/L
Protactinium-234	0/2	2.70E+01		1.8E+01		Yes	pCi/L
Pyrene	0/3	2.50E-04	1.8E-02		No		mg/L
Pyridine	0/3	4.70E-04	1.5E-03		No		mg/L
Styrene	0/7	5.00E-03	4.5E-02		No		mg/L
Tetrachloroethene	0/107	5.00E-01	7.9E-03	5.7E-05	Yes	Yes	mg/L
Total Phosphate as Phosphorus	0/44	2.00E+00	3.0E-05		Yes		mg/L
Vinyl acetate	0/4	5.00E-02	1.3E-02		Yes		mg/L
a,a-Dimethylphenethylamine	0/3	4.10E-03					mg/L
alpha-BHC	0/3	2.10E-04		8.1E-07		Yes	mg/L
beta-BHC	0/3	5.40E-04		2.8E-06		Yes	mg/L
cis-1,3-Dichloropropene	0/6	5.00E-03					mg/L
delta-BHC	0/3	2.20E-03					mg/L
p-Dimethylaminoazobenzene	0/3	1.20E-02					mg/L
trans-1,3-Dichloropropene	0/7	5.00E-03					mg/L

----- AREA_CODE=c MEDIA=RGA Groundwater -----

Analyte	Frequency of Detection	Maximum non-detected concentration	HI	ELCR	Exceed HI?	Exceed ELCR?	Units
1,1,1-Trichloroethane	0/72	5.00E-01	5.4E-02		Yes		mg/L
1,1,2-Trichloroethane	0/71	5.00E-01	8.1E-04	1.8E-05	Yes	Yes	mg/L

Table 6.2 Comparison of maximum quantitation limits of analytes not detected to human health risk-based screening criteria (continued)

----- AREA_CODE=c MEDIA=RGa Groundwater -----
(continued)

Analyte	Frequency of Detection	Maximum non-detected concentration	HI	ELCR	Exceed HI?	Exceed ELCR?	Units
1,1-Dichloroethane	0/71	5.00E-01	2.7E-02		Yes		mg/L
1,2-Dichloroethane	0/72	5.00E-01	6.7E-04	1.1E-05	Yes	Yes	mg/L
Antimony	0/33	2.50E-01	5.6E-04		Yes		mg/L
Arsenic	0/33	5.00E-03	4.5E-04	3.5E-06	Yes	Yes	mg/L
Benzene	0/71	5.00E-01	4.0E-04	3.5E-05	Yes	Yes	mg/L
Beryllium	0/33	2.50E-02	2.6E-03	1.0E-06	Yes	Yes	mg/L
Bromodichloromethane	0/71	5.00E-01	4.0E-03	8.4E-05	Yes	Yes	mg/L
Cadmium	0/33	1.00E-01	6.6E-04		Yes		mg/L
Carbon tetrachloride	0/72	5.00E-01	1.2E-04	1.5E-05	Yes	Yes	mg/L
Cesium-137	0/1	2.11E+01		1.2E+00		Yes	pCi/L
Chloroethane	0/1	1.25E-01	3.1E-01		No		mg/L
Cobalt	0/33	1.00E-01	9.1E-02		Yes		mg/L
Dimethylbenzene	0/71	1.00E+00	4.0E-01		Yes		mg/L
Ethane	0/1	3.00E-02					mg/L
Ethylbenzene	0/71	5.00E-01	4.5E-02		Yes		mg/L
Ethylene	0/1	3.00E-02					mg/L
Lead	0/23	2.50E-01	1.5E-07		Yes		mg/L
Mercury	0/22	2.00E-04	4.4E-04		No		mg/L
Polychlorinated biphenyl	0/8	1.70E-04		8.0E-06		Yes	mg/L
Selenium	0/24	5.00E-03	7.5E-03		No		mg/L
Silver	0/23	6.00E-02	7.5E-03		Yes		mg/L
Tetrachloroethene	0/71	5.00E-01	7.9E-03	5.7E-05	Yes	Yes	mg/L
Thallium	0/10	6.00E-02					mg/L
Toluene	0/71	5.00E-01	2.4E-02		Yes		mg/L
Total Phosphate as Phosphorus	0/6	2.00E+00	3.0E-05		Yes		mg/L
Vinyl chloride	0/72	1.00E+00		1.7E-06		Yes	mg/L
trans-1,2-Dichloroethene	0/72	5.00E-01	4.0E-03		Yes		mg/L

----- AREA_CODE=c MEDIA=UCRS Groundwater -----

Analyte	Frequency of Detection	Maximum non-detected concentration	HI	ELCR	Exceed HI?	Exceed ELCR?	Units
1,1,1-Trichloroethane	0/6	5.00E-03	5.4E-02		No		mg/L
1,1,2-Trichloroethane	0/6	5.00E-03	8.1E-04	1.8E-05	Yes	Yes	mg/L
1,1-Dichloroethane	0/6	5.00E-03	2.7E-02		No		mg/L
1,1-Dichloroethene	0/6	5.00E-03	1.8E-03	9.3E-07	Yes	Yes	mg/L

Table 6.2 Comparison of maximum quantitation limits of analytes not detected to human health risk-based screening criteria (continued)

----- AREA_CODE=c MEDIA=UCRS Groundwater -----
(continued)

Analyte	Frequency of Detection	Maximum non-detected concentration	HI	ELCR	Exceed HI?	Exceed ELCR?	Units
1,2-Dichloroethane	0/6	5.00E-03	6.7E-04	1.1E-05	Yes	Yes	mg/L
Antimony	0/6	6.00E-02	5.6E-04		Yes		mg/L
Arsenic	0/6	5.00E-03	4.5E-04	3.5E-06	Yes	Yes	mg/L
Beryllium	0/6	5.00E-03	2.6E-03	1.0E-06	Yes	Yes	mg/L
Bromodichloromethane	0/6	5.00E-03	4.0E-03	8.4E-05	Yes	Yes	mg/L
Cadmium	0/6	1.00E-02	6.6E-04		Yes		mg/L
Carbon tetrachloride	0/6	5.00E-03	1.2E-04	1.5E-05	Yes	Yes	mg/L
Chromium	0/6	5.00E-02	4.2E-03		Yes		mg/L
Cobalt	0/6	5.00E-02	9.1E-02		No		mg/L
Copper	0/6	1.00E-02	6.0E-02		No		mg/L
Dimethylbenzene	0/6	1.00E-02	4.0E-01		No		mg/L
Ethylbenzene	0/6	5.00E-03	4.5E-02		No		mg/L
Fluoride	0/5	1.00E-01	9.1E-02		Yes		mg/L
Molybdenum	0/6	5.00E-02	7.5E-03		Yes		mg/L
Nickel	0/6	5.00E-02	3.0E-02		Yes		mg/L
Tetrachloroethene	0/6	5.00E-03	7.9E-03	5.7E-05	No	Yes	mg/L
Thallium	0/6	6.00E-02					mg/L
Toluene	0/6	5.00E-03	2.4E-02		No		mg/L
Vinyl chloride	0/6	1.00E-02		1.7E-06		Yes	mg/L
cis-1,2-Dichloroethene	0/6	5.00E-03	2.0E-03		Yes		mg/L
trans-1,2-Dichloroethene	0/6	5.00E-03	4.0E-03		Yes		mg/L

----- AREA_CODE=d MEDIA=McNairy Groundwater -----

Analyte	Frequency of Detection	Maximum non-detected concentration	HI	ELCR	Exceed HI?	Exceed ELCR?	Units
1,1,1-Trichloroethane	0/9	5.00E-03	5.4E-02		No		mg/L
1,1,2,2-Tetrachloroethane	0/1	5.00E-03		5.0E-06		Yes	mg/L
1,1,2-Trichloroethane	0/8	5.00E-03	8.1E-04	1.8E-05	Yes	Yes	mg/L
1,1-Dichloroethane	0/8	5.00E-03	2.7E-02		No		mg/L
1,1-Dichloroethene	0/9	1.00E-02	1.8E-03	9.3E-07	Yes	Yes	mg/L
1,2-Dichloroethane	0/9	5.00E-03	6.7E-04	1.1E-05	Yes	Yes	mg/L
1,2-Dichloroethene	0/1	5.00E-03	1.8E-03		Yes		mg/L
1,2-Dichloropropane	0/1	5.00E-03	2.7E-04	7.6E-05	Yes	Yes	mg/L
2-Butanone	0/1	1.00E-01	6.2E-02		Yes		mg/L
2-Hexanone	0/1	5.00E-02					mg/L

Table 6.2 Comparison of maximum quantitation limits of analytes not detected to human health risk-based screening criteria (continued)

----- AREA_CODE=d MEDIA=McNairy Groundwater -----
 (continued)

Analyte	Frequency of Detection	Maximum non-detected concentration	HI	ELCR	Exceed HI?	Exceed ELCR?	Units
4-Methyl-2-pentanone	0/1	5.00E-02	5.1E-03		Yes		mg/L
Acetone	0/1	1.00E-01	2.0E-02		Yes		mg/L
Antimony	0/13	2.50E-01	5.6E-04		Yes		mg/L
Arsenic	0/13	5.00E-03	4.5E-04	3.5E-06	Yes	Yes	mg/L
Benzene	0/8	5.00E-03	4.0E-04	3.5E-05	Yes	Yes	mg/L
Beryllium	0/13	2.50E-02	2.6E-03	1.0E-06	Yes	Yes	mg/L
Bromodichloromethane	0/8	5.00E-03	4.0E-03	8.4E-05	Yes	Yes	mg/L
Bromoform	0/1	5.00E-03	4.0E-03	2.2E-04	Yes	Yes	mg/L
Bromomethane	0/1	1.00E-02	2.9E-04		Yes		mg/L
Cadmium	0/13	1.00E-01	6.6E-04		Yes		mg/L
Carbon disulfide	0/1	1.00E-01	3.5E-02		Yes		mg/L
Carbon tetrachloride	0/9	5.00E-03	1.2E-04	1.5E-05	Yes	Yes	mg/L
Chlorobenzene	0/1	5.00E-03	1.3E-03		Yes		mg/L
Chloroethane	0/1	1.00E-02	3.1E-01		No		mg/L
Chloroform	0/8	5.00E-03	2.0E-03	1.5E-05	Yes	Yes	mg/L
Chloromethane	0/1	1.00E-02		1.3E-04		Yes	mg/L
Chromium	0/11	6.00E-02	4.2E-03		Yes		mg/L
Cobalt	0/13	1.00E-01	9.1E-02		Yes		mg/L
Dibromochloromethane	0/1	5.00E-03	4.0E-03	6.2E-05	Yes	Yes	mg/L
Dimethylbenzene	0/8	1.00E-02	4.0E-01		No		mg/L
Ethylbenzene	0/8	5.00E-03	4.5E-02		No		mg/L
Lead	0/11	2.50E-01	1.5E-07		Yes		mg/L
Mercury	0/11	2.00E-04	4.4E-04		No		mg/L
Methylene chloride	0/1	5.00E-03	6.2E-02	3.6E-04	No	Yes	mg/L
Molybdenum	0/9	1.00E-01	7.5E-03		Yes		mg/L
Nickel	0/13	1.00E-01	3.0E-02		Yes		mg/L
Nitrate as Nitrogen	0/13	1.00E+00	2.4E+00		No		mg/L
Selenium	0/13	5.00E-03	7.5E-03		No		mg/L
Silver	0/6	6.00E-02	7.5E-03		Yes		mg/L
Styrene	0/1	5.00E-03	4.5E-02		No		mg/L
Tetrachloroethene	0/8	5.00E-03	7.9E-03	5.7E-05	No	Yes	mg/L
Toluene	0/8	5.00E-03	2.4E-02		No		mg/L
Uranium	0/14	1.00E-03	4.5E-03		No		mg/L
Vinyl acetate	0/1	5.00E-02	1.3E-02		Yes		mg/L
Vinyl chloride	0/8	1.00E-02		1.7E-06		Yes	mg/L
cis-1,2-Dichloroethene	0/8	2.00E+00	2.0E-03		Yes		mg/L
cis-1,3-Dichloropropene	0/1	5.00E-03					mg/L
trans-1,2-Dichloroethene	0/8	2.00E+00	4.0E-03		Yes		mg/L
trans-1,3-Dichloropropene	0/1	5.00E-03					mg/L

Table 6.2 Comparison of maximum quantitation limits of analytes not detected to human health risk-based screening criteria (continued)

----- AREA_CODE=d MEDIA=Other Groundwater -----

Analyte	Frequency of Detection	Maximum non-detected concentration	HI	ELCR	Exceed HI?	Exceed ELCR?	Units
1,1,1,2-Tetrachloroethane	0/1	5.00E-03	6.0E-03	3.9E-05	No	Yes	mg/L
1,1,1-Trichloroethane	0/1	5.00E-03	5.4E-02		No		mg/L
1,1,2,2-Tetrachloroethane	0/1	5.00E-03		5.0E-06		Yes	mg/L
1,1,2-Trichloroethane	0/1	5.00E-03	8.1E-04	1.8E-05	Yes	Yes	mg/L
1,1-Dichloroethane	0/1	5.00E-03	2.7E-02		No		mg/L
1,1-Dichloroethane	0/1	5.00E-03	1.8E-03	9.3E-07	Yes	Yes	mg/L
1,2,3-Trichloropropane	0/1	5.00E-03	1.1E-03	3.9E-07	Yes	Yes	mg/L
1,2-Dibromo-3-chloropropane	0/1	5.00E-03	1.3E-05	3.7E-06	Yes	Yes	mg/L
1,2-Dibromoethane	0/1	5.00E-03	1.3E-05	5.9E-08	Yes	Yes	mg/L
1,2-Dichloroethane	0/1	5.00E-03	6.7E-04	1.1E-05	Yes	Yes	mg/L
1,2-Dichloroethene	0/1	5.00E-03	1.8E-03		Yes		mg/L
1,2-Dichloropropane	0/1	5.00E-03	2.7E-04	7.6E-05	Yes	Yes	mg/L
1,4-Dioxane	0/1	1.50E-01		4.8E-04		Yes	mg/L
2-Butanone	0/1	1.00E-01	6.2E-02		Yes		mg/L
2-Chloro-1,3-butadiene	0/1	5.00E-03	4.6E-04		Yes		mg/L
2-Chloroethyl vinyl ether	0/1	1.00E-02					mg/L
2-Hexanone	0/1	5.00E-02					mg/L
4-Methyl-2-pentanone	0/1	5.00E-02	5.1E-03		Yes		mg/L
Acetone	0/1	1.00E-01	2.0E-02		Yes		mg/L
Acetonitrile	0/1	1.00E-01	2.8E-03		Yes		mg/L
Acrolein	0/1	1.00E-01	1.3E-06		Yes		mg/L
Acrylonitrile	0/1	1.00E-01	1.2E-04	3.4E-06	Yes	Yes	mg/L
Allyl chloride	0/1	5.00E-03	6.7E-05		Yes		mg/L
Benzene	0/1	5.00E-03	4.0E-04	3.5E-05	Yes	Yes	mg/L
Bromodichloromethane	0/1	5.00E-03	4.0E-03	8.4E-05	Yes	Yes	mg/L
Bromoform	0/1	5.00E-03	4.0E-03	2.2E-04	Yes	Yes	mg/L
Bromomethane	0/1	1.00E-02	2.9E-04		Yes		mg/L
Carbon disulfide	0/1	5.00E-03	3.5E-02		No		mg/L
Carbon tetrachloride	0/1	5.00E-03	1.2E-04	1.5E-05	Yes	Yes	mg/L
Chlorobenzene	0/1	5.00E-03	1.3E-03		Yes		mg/L
Chloroethane	0/1	1.00E-02	3.1E-01		No		mg/L
Chloroform	0/1	5.00E-03	2.0E-03	1.5E-05	Yes	Yes	mg/L
Chloromethane	0/1	1.00E-02		1.3E-04		Yes	mg/L
Dibromochloromethane	0/1	5.00E-03	4.0E-03	6.2E-05	Yes	Yes	mg/L
Dibromomethane	0/1	5.00E-03	2.0E-03		Yes		mg/L
Dichlorodifluoromethane	0/1	5.00E-03	1.3E-02		No		mg/L
Dimethylbenzene	0/1	5.00E-03	4.0E-01		No		mg/L
Ethyl cyanide	0/1	5.00E-03					mg/L
Ethyl methacrylate	0/1	1.00E-02	1.8E-02		No		mg/L
Ethylbenzene	0/1	5.00E-03	4.5E-02		No		mg/L

Table 6.2 Comparison of maximum quantitation limits of analytes not detected to human health risk-based screening criteria (continued)

----- AREA_CODE=d MEDIA=Other Groundwater -----
(continued)

Analyte	Frequency of Detection	Maximum non-detected concentration	HI	ELCR	Exceed HI?	Exceed ELCR?	Units
Iodomethane	0/1	5.00E-03					mg/L
Isobutanol	0/1	1.00E-01	6.1E-02		Yes		mg/L
Methacrylonitrile	0/1	5.00E-03	3.6E-05		Yes		mg/L
Methyl methacrylate	0/1	1.00E-02	4.6E-02		No		mg/L
Pentachloroethane	0/1	1.00E-02					mg/L
Styrene	0/1	5.00E-03	4.5E-02		No		mg/L
Tetrachloroethene	0/1	5.00E-03	7.9E-03	5.7E-05	No	Yes	mg/L
Toluene	0/1	5.00E-03	2.4E-02		No		mg/L
Trans-1,4-Dichloro-2-butene	0/1	5.00E-03					mg/L
Trichloroethene	0/1	5.00E-03	1.2E-03	1.4E-04	Yes	Yes	mg/L
Trichlorofluoromethane	0/1	5.00E-03	4.2E-02		No		mg/L
Vinyl acetate	0/1	5.00E-02	1.3E-02		Yes		mg/L
Vinyl chloride	0/1	1.00E-02		1.7E-06		Yes	mg/L
cis-1,3-Dichloropropene	0/1	5.00E-03					mg/L
trans-1,3-Dichloropropene	0/1	5.00E-03					mg/L

----- AREA_CODE=d MEDIA=RGA Groundwater -----

Analyte	Frequency of Detection	Maximum non-detected concentration	HI	ELCR	Exceed HI?	Exceed ELCR?	Units
1,1,1,2-Tetrachloroethane	0/1	5.00E-03	6.0E-03	3.9E-05	No	Yes	mg/L
1,1,1-Trichloroethane	0/96	5.00E+00	5.4E-02		Yes		mg/L
1,1,2,2-Tetrachloroethane	0/9	5.00E-03		5.0E-06		Yes	mg/L
1,1,2-Trichloroethane	0/94	2.50E+00	8.1E-04	1.8E-05	Yes	Yes	mg/L
1,1-Dichloroethane	0/94	2.50E+00	2.7E-02		Yes		mg/L
1,1-Dichloroethene	0/96	5.00E+00	1.8E-03	9.3E-07	Yes	Yes	mg/L
1,2,3-Trichloropropane	0/1	2.00E-02	1.1E-03	3.9E-07	Yes	Yes	mg/L
1,2,4,5-Tetrachlorobenzene	0/1	9.00E-03	3.5E-04		Yes		mg/L
1,2,4-Trichlorobenzene	0/7	1.00E-02	6.6E-03		Yes		mg/L
1,2-Dibromo-3-chloropropane	0/1	1.00E-02	1.3E-05	3.7E-06	Yes	Yes	mg/L
1,2-Dibromoethane	0/1	5.00E-03	1.3E-05	5.9E-08	Yes	Yes	mg/L
1,2-Dichlorobenzene	0/7	1.00E-02	1.2E-02		No		mg/L
1,2-Dichloroethane	0/96	5.00E+00	6.7E-04	1.1E-05	Yes	Yes	mg/L
1,2-Dichloroethene	0/8	5.00E-03	1.8E-03		Yes		mg/L
1,2-Dichloropropane	0/9	5.00E-03	2.7E-04	7.6E-05	Yes	Yes	mg/L
1,3,5-Trinitrobenzene	0/1	9.00E-03	4.5E-02		No		mg/L

Table 6.2 Comparison of maximum quantitation limits of analytes not detected to human health risk-based screening criteria (continued)

----- AREA_CODE=d MEDIA=RGa Groundwater -----
 (continued)

Analyte	Frequency of Detection	Maximum non-detected concentration	HI	ELCR	Exceed HI?	Exceed ELCR?	Units
1,3-Dichlorobenzene	0/7	1.00E-02	5.3E-04		Yes		mg/L
1,3-Dinitrobenzene	0/1	9.00E-03	1.5E-04		Yes		mg/L
1,4-Dichlorobenzene	0/7	1.00E-02	5.3E-02	2.0E-04	No	Yes	mg/L
1,4-Dioxane	0/1	2.00E-01		4.8E-04		Yes	mg/L
1,4-Naphthoquinone	0/1	9.00E-03					mg/L
1-Naphthalenamine	0/1	9.00E-03					mg/L
2,3,4,6-Tetrachlorophenol	0/1	9.00E-03	3.9E-02		No		mg/L
2,4,5-Trichlorophenol	0/7	1.00E-02	2.0E-02		No		mg/L
2,4,6-Trichlorophenol	0/7	1.00E-02		4.0E-04		Yes	mg/L
2,4-Dichlorophenol	0/7	1.00E-02	4.1E-03		Yes		mg/L
2,4-Dimethylphenol	0/7	1.00E-02	3.9E-03		Yes		mg/L
2,4-Dinitrophenol	0/7	5.00E-02	3.0E-03		Yes		mg/L
2,4-Dinitrotoluene	0/7	1.00E-02	3.0E-03	7.7E-06	Yes	Yes	mg/L
2,6-Dichlorophenol	0/1	9.00E-03					mg/L
2,6-Dinitrotoluene	0/7	1.00E-02	1.5E-03	7.7E-06	Yes	Yes	mg/L
2-Acetylaminofluorene	0/1	9.00E-03					mg/L
2-Butanone	0/9	1.00E-01	6.2E-02		Yes		mg/L
2-Chloro-1,3-butadiene	0/1	5.00E-03	4.6E-04		Yes		mg/L
2-Chloroethyl vinyl ether	0/3	2.00E-02					mg/L
2-Chloronaphthalene	0/7	1.00E-02	1.5E-02		No		mg/L
2-Chlorophenol	0/7	1.00E-02	1.0E-03		Yes		mg/L
2-Hexanone	0/9	5.00E-02					mg/L
2-Methyl-4,6-dinitrophenol	0/7	5.00E-02					mg/L
2-Methylnaphthalene	0/7	1.00E-02					mg/L
2-Methylphenol	0/7	1.00E-02	7.2E-02		No		mg/L
2-Methylpyridine	0/1	9.00E-03					mg/L
2-Naphthalenamine	0/1	9.00E-03					mg/L
2-Nitrobenzenamine	0/7	5.00E-02	1.2E-05		Yes		mg/L
2-Nitrophenol	0/7	1.00E-02					mg/L
3,3'-Dichlorobenzidine	0/7	2.00E-02		1.1E-05		Yes	mg/L
3,3'-Dimethylbenzidine	0/1	9.00E-03		5.6E-07		Yes	mg/L
3-Methylcholanthrene	0/1	9.00E-03					mg/L
3-Nitrobenzenamine	0/7	5.00E-02					mg/L
4,4'-DDD	0/6	1.00E-04		1.3E-05		Yes	mg/L
4,4'-DDE	0/6	1.00E-04		9.8E-06		Yes	mg/L
4,4'-DDT	0/6	1.00E-04	4.0E-04	7.6E-06	No	Yes	mg/L
4-Aminobiphenyl	0/1	9.00E-03					mg/L
4-Bromophenyl phenyl ether	0/7	1.00E-02					mg/L
4-Chloro-3-methylphenol	0/7	1.00E-02					mg/L

Table 6.2 Comparison of maximum quantitation limits of analytes not detected to human health risk-based screening criteria (continued)

----- AREA_CODE=d MEDIA=RGa Groundwater -----
 (continued)

Analyte	Frequency of Detection	Maximum non-detected concentration	HI	ELCR	Exceed HI?	Exceed ELCR?	Units
4-Chlorobenzeneamine	0/7	2.00E-02	5.6E-03		Yes		mg/L
4-Chlorophenyl phenyl ether	0/7	1.00E-02					mg/L
4-Methyl-2-pentanone	0/9	5.00E-02	5.1E-03		Yes		mg/L
4-Methylphenol	0/7	3.80E-02	7.3E-03		Yes		mg/L
4-Nitrobenzenamine	0/7	5.00E-02					mg/L
4-Nitrophenol	0/7	5.00E-02	1.3E-02		Yes		mg/L
4-Nitroquinoline-1-oxide	0/1	9.00E-03					mg/L
5-(2-Propenyl)-1,3-benzodioxole (Safrole)	0/1	9.00E-03					mg/L
5-Nitro-o-toluidine	0/1	9.00E-03		1.6E-04		Yes	mg/L
7,12-Dimethylbenz(a)anthracene	0/1	9.00E-03					mg/L
Acenaphthene	0/7	1.00E-02	1.1E-02		No		mg/L
Acenaphthylene	0/7	1.00E-02					mg/L
Acetone	0/9	1.00E-01	2.0E-02		Yes		mg/L
Acetonitrile	0/1	3.00E-02	2.8E-03		Yes		mg/L
Acetophenone	0/1	9.00E-03	1.3E-06		Yes		mg/L
Acrolein	0/1	2.00E-02	1.3E-06		Yes		mg/L
Acrylonitrile	0/1	2.00E-02	1.2E-04	3.4E-06	Yes	Yes	mg/L
Aldrin	0/6	5.00E-05	4.5E-05	3.1E-07	Yes	Yes	mg/L
Allyl chloride	0/1	5.00E-03	6.7E-05		Yes		mg/L
Aniline	0/1	9.00E-03		8.1E-04		Yes	mg/L
Anthracene	0/7	1.00E-02	5.7E-02		No		mg/L
Antimony	0/65	2.50E-01	5.6E-04		Yes		mg/L
Aramite	0/1	9.00E-03	6.7E-02	1.8E-04	No	Yes	mg/L
Benz(a)anthracene	0/7	1.00E-02		1.3E-06		Yes	mg/L
Benzene	0/114	2.50E+00	4.0E-04	3.5E-05	Yes	Yes	mg/L
Benzenemethanol	0/3	2.00E-02	4.5E-01		No		mg/L
Benzo(a)pyrene	0/7	1.00E-02		9.5E-08		Yes	mg/L
Benzo(b)fluoranthene	0/7	1.00E-02		9.3E-07		Yes	mg/L
Benzo(ghi)perylene	0/7	1.00E-02					mg/L
Benzo(k)fluoranthene	0/7	1.00E-02		1.7E-05		Yes	mg/L
Benzoic acid	0/2	5.00E-02	6.0E+00		No		mg/L
Benzyl Chloride	0/1	5.00E-03		3.0E-05		Yes	mg/L
Bis(2-chloroethoxy)methane	0/7	1.00E-02					mg/L
Bis(2-chloroethyl) ether	0/7	1.00E-02		9.2E-07		Yes	mg/L
Bis(2-chloroisopropyl) ether	0/7	1.00E-02		2.4E-05		Yes	mg/L
Bromodichloromethane	0/94	2.50E+00	4.0E-03	8.4E-05	Yes	Yes	mg/L
Bromoform	0/9	5.00E-03	4.0E-03	2.2E-04	Yes	Yes	mg/L
Bromomethane	0/9	1.00E-02	2.9E-04		Yes		mg/L
Carbazole	0/7	1.00E-02		2.2E-04		Yes	mg/L

Table 6.2 Comparison of maximum quantitation limits of analytes not detected to human health risk-based screening criteria (continued)

----- AREA_CODE=d MEDIA=RGa Groundwater -----
 (continued)

Analyte	Frequency of Detection	Maximum non-detected concentration	HI	ELCR	Exceed HI?	Exceed ELCR?	Units
Carbon disulfide	0/9	1.00E-01	3.5E-02		Yes		mg/L
Carbon tetrachloride	0/96	5.00E+00	1.2E-04	1.5E-05	Yes	Yes	mg/L
Chlordene	0/2	1.00E-03					mg/L
Chlorobenzene	0/9	5.00E-03	1.3E-03		Yes		mg/L
Chlorobenzilate	0/1	9.00E-03	2.8E-02	1.8E-05	No	Yes	mg/L
Chloroethane	0/11	2.50E-01	3.1E-01		No		mg/L
Chloroform	0/96	5.00E+00	2.0E-03	1.5E-05	Yes	Yes	mg/L
Chloromethane	0/9	1.00E-02		1.3E-04		Yes	mg/L
Chromium, hexavalent	0/5	1.00E-02	4.2E-03		Yes		mg/L
Chrysene	0/7	1.00E-02		1.3E-04		Yes	mg/L
Cyanide	0/6	1.00E-02	2.8E-02		No		mg/L
Di-n-octylphthalate	0/7	1.00E-02	6.9E-04		Yes		mg/L
Diallate	0/1	9.00E-03		8.6E-05		Yes	mg/L
Dibenz(a,h)anthracene	0/7	1.00E-02		4.6E-08		Yes	mg/L
Dibenzofuran	0/7	1.00E-02	1.6E-03		Yes		mg/L
Dibromochloromethane	0/9	5.00E-03	4.0E-03	6.2E-05	Yes	Yes	mg/L
Dibromomethane	0/1	5.00E-03	2.0E-03		Yes		mg/L
Dichlorodifluoromethane	0/1	5.00E-03	1.3E-02		No		mg/L
Dieldrin	0/6	1.00E-04	7.2E-05	3.1E-07	Yes	Yes	mg/L
Diethyl phthalate	0/7	1.00E-02	1.2E+00		No		mg/L
Dimethoate	0/1	9.00E-03	3.0E-04		Yes		mg/L
Dimethyl phthalate	0/7	1.00E-02	1.5E+01		No		mg/L
Dinoseb	0/1	9.00E-03	1.4E-03		Yes		mg/L
Diphenylamine	0/1	9.00E-03	3.3E-02		No		mg/L
Disulfoton	0/1	9.00E-03	5.6E-05		Yes		mg/L
Endosulfan I	0/6	5.00E-05					mg/L
Endosulfan II	0/6	1.00E-04					mg/L
Endosulfan sulfate	0/6	1.00E-04					mg/L
Endrin	0/6	1.00E-04	2.1E-04		No		mg/L
Endrin aldehyde	0/6	1.00E-04					mg/L
Endrin ketone	0/5	1.00E-05					mg/L
Ethane	0/2	3.00E-02					mg/L
Ethyl cyanide	0/1	1.00E-02					mg/L
Ethyl methacrylate	0/1	5.00E-03	1.8E-02		No		mg/L
Ethyl methanesulfonate	0/1	9.00E-03					mg/L
Ethylene	0/2	3.00E-02					mg/L
Fluoranthene	0/7	1.00E-02	2.3E-02		No		mg/L
Fluorene	0/7	1.00E-02	7.4E-03		Yes		mg/L
Heptachlor	0/6	5.00E-05	7.4E-04	1.1E-06	No	Yes	mg/L

Table 6.2 Comparison of maximum quantitation limits of analytes not detected to human health risk-based screening criteria (continued)

----- AREA_CODE=d MEDIA=RGa Groundwater -----
(continued)

Analyte	Frequency of Detection	Maximum non-detected concentration	HI	ELCR	Exceed HI?	Exceed ELCR?	Units
Heptachlor epoxide	0/6	5.00E-05	1.8E-05	5.1E-07	Yes	Yes	mg/L
Hexachloro-1-propene	0/1	9.00E-03					mg/L
Hexachlorobenzene	0/7	1.00E-02	7.5E-04	1.9E-06	Yes	Yes	mg/L
Hexachlorobutadiene	0/7	1.00E-02	2.2E-04	4.8E-05	Yes	Yes	mg/L
Hexachlorocyclopentadiene	0/7	1.00E-02	9.8E-03		Yes		mg/L
Hexachloroethane	0/7	1.00E-02	1.3E-03	3.3E-04	Yes	Yes	mg/L
Hexachlorophene	0/1	1.90E-01	9.4E-05		Yes		mg/L
Indeno(1,2,3-cd)pyrene	0/7	1.00E-02		6.3E-07		Yes	mg/L
Iodomethane	0/1	5.00E-03					mg/L
Isobutanol	0/1	5.00E-03	6.1E-02		No		mg/L
Isodrin	0/1	9.00E-03					mg/L
Isophorone	0/7	1.00E-02	3.0E-01	5.5E-03	No	Yes	mg/L
Isosafrole	0/1	9.00E-03					mg/L
Kepone	0/1	1.90E-01		2.8E-07		Yes	mg/L
Lindane	0/6	5.00E-05	4.4E-04	4.0E-06	No	Yes	mg/L
Mercury	0/83	2.00E-03	4.4E-04		Yes		mg/L
Methacrylonitrile	0/1	5.00E-03	3.6E-05		Yes		mg/L
Methapyrilene	0/1	9.00E-03					mg/L
Methoxychlor	0/6	5.00E-04	7.2E-03		No		mg/L
Methyl methacrylate	0/1	5.00E-03	4.6E-02		No		mg/L
Methyl methanesulfonate	0/1	9.00E-03					mg/L
Methyl parathion	0/1	9.00E-03	3.8E-04		Yes		mg/L
Molybdenum	0/30	1.00E-01	7.5E-03		Yes		mg/L
N-Nitroso-di-n-butylamine	0/1	9.00E-03		1.9E-07		Yes	mg/L
N-Nitroso-di-n-propylamine	0/7	1.00E-02		7.4E-07		Yes	mg/L
N-Nitrosodiethylamine	0/1	9.00E-03		3.5E-08		Yes	mg/L
N-Nitrosodimethylamine	0/1	9.00E-03		1.0E-07		Yes	mg/L
N-Nitrosodiphenylamine	0/7	1.00E-02		9.5E-04		Yes	mg/L
N-Nitrosomethylethylamine	0/1	9.00E-03		2.4E-07		Yes	mg/L
N-Nitrosomorpholine	0/1	9.00E-03					mg/L
N-Nitrosopiperidine	0/1	9.00E-03					mg/L
N-Nitrosopyrrolidine	0/1	9.00E-03		2.5E-06		Yes	mg/L
Naphthalene	0/7	1.00E-02	2.0E-04		Yes		mg/L
Nitrobenzene	0/7	1.00E-02	1.1E-04		Yes		mg/L
O,O,O-Triethylphosphorothioate	0/1	9.00E-03					mg/L
PCB-1016	0/6	1.00E-03	4.7E-05	5.3E-06	Yes	Yes	mg/L
PCB-1221	0/6	2.00E-03		1.1E-05		Yes	mg/L
PCB-1232	0/6	1.00E-03		1.3E-05		Yes	mg/L
PCB-1242	0/6	1.00E-03		1.2E-05		Yes	mg/L

Table 6.2 Comparison of maximum quantitation limits of analytes not detected to human health risk-based screening criteria (continued)

----- AREA_CODE=d MEDIA=RGa Groundwater -----
(continued)

Analyte	Frequency of Detection	Maximum non-detected concentration	HI	ELCR	Exceed HI?	Exceed ELCR?	Units
PCB-1248	0/6	1.00E-03		7.8E-06		Yes	mg/L
PCB-1254	0/6	1.00E-03	1.9E-05	8.0E-06	Yes	Yes	mg/L
PCB-1260	0/6	1.00E-03		4.4E-06		Yes	mg/L
Parathion	0/1	9.00E-03	8.6E-03		Yes		mg/L
Pentachlorobenzene	0/1	9.00E-03	8.1E-04		Yes		mg/L
Pentachloroethane	0/1	9.00E-03					mg/L
Pentachloronitrobenzene	0/1	9.00E-03	4.1E-03	1.8E-05	Yes	Yes	mg/L
Pentachlorophenol	0/7	5.00E-02	2.3E-02	2.1E-05	Yes	Yes	mg/L
Phenacetin	0/1	9.00E-03					mg/L
Phenanthrene	0/7	1.00E-02					mg/L
Phenol	0/7	1.00E-02	9.0E-01		No		mg/L
Phorate	0/1	9.00E-03	3.0E-04		Yes		mg/L
Polychlorinated biphenyl	0/8	1.70E-04		8.0E-06		Yes	mg/L
Pronamide	0/1	9.00E-03	1.1E-01		No		mg/L
Pyrene	0/7	1.00E-02	1.8E-02		No		mg/L
Pyridine	0/1	9.00E+01	1.5E-03		Yes		mg/L
Styrene	0/9	5.00E-03	4.5E-02		No		mg/L
Sulfotepp	0/1	9.00E-03	7.5E-04		Yes		mg/L
Thallium	0/36	4.70E-01					mg/L
Thionazin	0/1	9.00E-03					mg/L
Toluene	0/114	2.50E+00	2.4E-02		Yes		mg/L
Total Phosphate as Phosphorus	0/2	2.00E+00	3.0E-05		Yes		mg/L
Toxaphene	0/6	5.00E-03		4.6E-06		Yes	mg/L
Trichlorofluoromethane	0/3	5.00E-03	4.2E-02		No		mg/L
Vinyl acetate	0/5	5.00E-02	1.3E-02		Yes		mg/L
Vinyl chloride	0/96	1.00E+01		1.7E-06		Yes	mg/L
a,a-Dimethylphenethylamine	0/1	9.00E-03					mg/L
alpha-BHC	0/6	5.00E-05		8.1E-07		Yes	mg/L
alpha-Chlordane	0/6	5.00E-05					mg/L
beta-BHC	0/6	5.00E-05		2.8E-06		Yes	mg/L
cis-1,3-Dichloropropene	0/9	5.00E-03					mg/L
cis-1,4-Dichloro-2-Butene	0/1	2.00E-02					mg/L
delta-BHC	0/6	5.00E-05					mg/L
gamma-Chlordane	0/6	1.00E-03					mg/L
m,p-Xylene	0/2	5.00E-03	4.0E-01		No		mg/L
o-Toluidine	0/1	9.00E-03		2.2E-05		Yes	mg/L
p-Dimethylaminoazobenzene	0/1	9.00E-03					mg/L
p-Phenylenediamine	0/1	9.00E-03	2.9E-01		No		mg/L
trans-1,2-Dichloroethene	0/90	5.00E+00	4.0E-03		Yes		mg/L

Table 6.2 Comparison of maximum quantitation limits of analytes not detected to human health risk-based screening criteria (continued)

----- AREA_CODE=d MEDIA=RGa Groundwater -----
(continued)

Analyte	Frequency of Detection	Maximum non-detected concentration	HI	ELCR	Exceed HI?	Exceed ELCR?	Units
trans-1,3-Dichloropropene	0/9	5.00E-03					mg/L

----- AREA_CODE=d MEDIA=UCRS Groundwater -----

Analyte	Frequency of Detection	Maximum non-detected concentration	HI	ELCR	Exceed HI?	Exceed ELCR?	Units
1,1,2,2-Tetrachloroethane	0/6	5.00E-03		5.0E-06		Yes	mg/L
1,1,2-Trichloroethane	0/22	5.00E-01	8.1E-04	1.8E-05	Yes	Yes	mg/L
1,2,4-Trichlorobenzene	0/6	1.00E-02	6.6E-03		Yes		mg/L
1,2-Dichlorobenzene	0/6	1.00E-02	1.2E-02		No		mg/L
1,2-Dichloropropane	0/6	5.00E-03	2.7E-04	7.6E-05	Yes	Yes	mg/L
1,3,5-Trinitrobenzene	0/2	6.00E-03	4.5E-02		No		mg/L
1,3-Dichlorobenzene	0/6	1.00E-02	5.3E-04		Yes		mg/L
1,3-Dinitrobenzene	0/2	6.00E-03	1.5E-04		Yes		mg/L
1,4-Dichlorobenzene	0/6	1.00E-02	5.3E-02	2.0E-04	No	Yes	mg/L
2,4,5-T	0/1	2.00E-04	1.4E-02		No		mg/L
2,4,5-Trichlorophenol	0/6	1.00E-02	2.0E-02		No		mg/L
2,4,6-Trichlorophenol	0/6	1.00E-02		4.0E-04		Yes	mg/L
2,4-D	0/1	1.00E-03	1.5E-02		No		mg/L
2,4-Dichlorophenol	0/6	1.00E-02	4.1E-03		Yes		mg/L
2,4-Dimethylphenol	0/6	1.00E-02	3.9E-03		Yes		mg/L
2,4-Dinitrophenol	0/6	5.00E-02	3.0E-03		Yes		mg/L
2,4-Dinitrotoluene	0/7	1.00E-02	3.0E-03	7.7E-06	Yes	Yes	mg/L
2,6-Dinitrotoluene	0/7	1.00E-02	1.5E-03	7.7E-06	Yes	Yes	mg/L
2-Butanone	0/6	1.00E-01	6.2E-02		Yes		mg/L
2-Chloronaphthalene	0/6	1.00E-02	1.5E-02		No		mg/L
2-Chlorophenol	0/6	1.00E-02	1.0E-03		Yes		mg/L
2-Hexanone	0/6	5.00E-02					mg/L
2-Methyl-4,6-dinitrophenol	0/6	5.00E-02					mg/L
2-Methylnaphthalene	0/6	1.00E-02					mg/L
2-Methylphenol	0/6	1.00E-02	7.2E-02		No		mg/L
2-Nitrobenzenamine	0/6	5.00E-02	1.2E-05		Yes		mg/L
2-Nitrophenol	0/6	1.00E-02					mg/L
3,3'-Dichlorobenzidine	0/6	2.00E-02		1.1E-05		Yes	mg/L
3-Nitrobenzenamine	0/6	5.00E-02					mg/L
4,4'-DDD	0/6	1.10E-05		1.3E-05		No	mg/L

Table 6.2 Comparison of maximum quantitation limits of analytes not detected to human health risk-based screening criteria (continued)

----- AREA_CODE=d MEDIA=UCRS Groundwater -----
 (continued)

Analyte	Frequency of Detection	Maximum non-detected concentration	HI	ELCR	Exceed HI?	Exceed ELCR?	Units
4,4'-DDE	0/6	1.10E-05		9.8E-06		Yes	mg/L
4,4'-DDT	0/6	1.10E-05	4.0E-04	7.6E-06	No	Yes	mg/L
4-Bromophenyl phenyl ether	0/6	1.00E-02					mg/L
4-Chloro-3-methylphenol	0/6	1.00E-02					mg/L
4-Chlorobenzenamine	0/6	1.00E-02	5.6E-03		Yes		mg/L
4-Chlorophenyl phenyl ether	0/6	1.00E-02					mg/L
4-Methyl-2-pentanone	0/6	5.00E-02	5.1E-03		Yes		mg/L
4-Methylphenol	0/6	1.00E-02	7.3E-03		Yes		mg/L
4-Nitrobenzenamine	0/6	5.00E-02					mg/L
4-Nitrophenol	0/6	5.00E-02	1.3E-02		Yes		mg/L
Acenaphthene	0/12	1.00E-02	1.1E-02		No		mg/L
Acenaphthylene	0/12	1.00E-02					mg/L
Acetone	0/6	1.00E-01	2.0E-02		Yes		mg/L
Aldrin	0/6	1.00E-05	4.5E-05	3.1E-07	No	Yes	mg/L
Anthracene	0/12	1.00E-02	5.7E-02		No		mg/L
Azinphos-methyl	0/1	1.10E-04					mg/L
Benz(a)anthracene	0/12	1.00E-02		1.3E-06		Yes	mg/L
Benzo(a)pyrene	0/12	1.00E-02		9.5E-08		Yes	mg/L
Benzo(b)fluoranthene	0/12	1.00E-02		9.3E-07		Yes	mg/L
Benzo(ghi)perylene	0/12	1.00E-02					mg/L
Benzo(k)fluoranthene	0/12	1.00E-02		1.7E-05		Yes	mg/L
Bis(2-chloroethoxy)methane	0/6	1.00E-02					mg/L
Bis(2-chloroethyl) ether	0/6	1.00E-02		9.2E-07		Yes	mg/L
Bis(2-chloroisopropyl)ether	0/6	1.00E-02		2.4E-05		Yes	mg/L
Bis(2-ethylhexyl)phthalate	0/6	1.00E-02	2.6E-02	3.1E-04	No	Yes	mg/L
Bromodichloromethane	0/22	5.00E-01	4.0E-03	8.4E-05	Yes	Yes	mg/L
Bromoform	0/6	5.00E-03	4.0E-03	2.2E-04	Yes	Yes	mg/L
Bromomethane	0/6	1.00E-02	2.9E-04		Yes		mg/L
Butyl benzyl phthalate	0/6	1.00E-02	2.6E-01		No		mg/L
Carbazole	0/6	1.00E-02		2.2E-04		Yes	mg/L
Carbon disulfide	0/6	5.00E-03	3.5E-02		No		mg/L
Carbon tetrachloride	0/22	5.00E-01	1.2E-04	1.5E-05	Yes	Yes	mg/L
Chlorobenzene	0/6	5.00E-03	1.3E-03		Yes		mg/L
Chloroethane	0/6	1.00E-02	3.1E-01		No		mg/L
Chloroform	0/22	5.00E-01	2.0E-03	1.5E-05	Yes	Yes	mg/L
Chloromethane	0/6	1.00E-02		1.3E-04		Yes	mg/L
Chromium, hexavalent	0/13	2.50E-01	4.2E-03		Yes		mg/L
Chrysene	0/12	1.00E-02		1.3E-04		Yes	mg/L
Co-Ral	0/1	1.10E-04					mg/L

Table 6.2 Comparison of maximum quantitation limits of analytes not detected to human health risk-based screening criteria (continued)

----- AREA_CODE=d MEDIA=UCRS Groundwater -----
(continued)

Analyte	Frequency of Detection	Maximum non-detected concentration	HI	ELCR	Exceed HI?	Exceed ELCR?	Units
Demeton O and S	0/1	1.10E-04	6.0E-05		Yes		mg/L
Di-n-butyl phthalate	0/6	1.00E-02	1.3E-01		No		mg/L
Di-n-octylphthalate	0/6	1.00E-02	6.9E-04		Yes		mg/L
Diazinon	0/1	1.10E-04	1.3E-03		No		mg/L
Dibenz(a,h)anthracene	0/12	1.00E-02		4.6E-08		Yes	mg/L
Dibenzofuran	0/6	1.00E-02	1.6E-03		Yes		mg/L
Dibromochloromethane	0/6	5.00E-03	4.0E-03	6.2E-05	Yes	Yes	mg/L
Dichlorvos	0/1	1.10E-04	7.5E-04	1.8E-05	No	Yes	mg/L
Dieldrin	0/6	1.10E-05	7.2E-05	3.1E-07	No	Yes	mg/L
Diethyl phthalate	0/6	1.00E-02	1.2E+00		No		mg/L
Dimethyl phthalate	0/6	1.00E-02	1.5E+01		No		mg/L
Dimethyl-1,2-dibromo-2,2-dichloroethyl phosphat	0/1	1.10E-04	3.0E-03		No		mg/L
Disulfoton	0/1	1.10E-04	5.6E-05		Yes		mg/L
Endosulfan I	0/6	1.00E-05					mg/L
Endosulfan II	0/6	1.10E-05					mg/L
Endosulfan sulfate	0/6	1.10E-05					mg/L
Endrin	0/6	1.10E-05	2.1E-04		No		mg/L
Endrin aldehyde	0/6	1.10E-05					mg/L
Endrin ketone	0/5	1.10E-05					mg/L
Ethion	0/1	1.10E-04	6.9E-04		No		mg/L
Fensulfothion	0/1	1.10E-04					mg/L
Fenthion	0/1	1.10E-04					mg/L
Fluoranthene	0/12	1.00E-02	2.3E-02		No		mg/L
Heptachlor	0/6	1.00E-05	7.4E-04	1.1E-06	No	Yes	mg/L
Heptachlor epoxide	0/6	1.00E-05	1.8E-05	5.1E-07	No	Yes	mg/L
Hexachloro-dibenzo[b,e][1,4]dioxin	0/1	1.60E-06		3.5E-10		Yes	mg/L
Hexachlorobenzene	0/6	1.00E-02	7.5E-04	1.9E-06	Yes	Yes	mg/L
Hexachlorobutadiene	0/6	1.00E-02	2.2E-04	4.8E-05	Yes	Yes	mg/L
Hexachlorocyclopentadiene	0/6	1.00E-02	9.8E-03		Yes		mg/L
Hexachlorodibenzofuran	0/1	8.00E-07		3.5E-10		Yes	mg/L
Hexachloroethane	0/6	1.00E-02	1.3E-03	3.3E-04	Yes	Yes	mg/L
Indeno(1,2,3-cd)pyrene	0/12	1.00E-02		6.3E-07		Yes	mg/L
Isophorone	0/6	1.00E-02	3.0E-01	5.5E-03	No	Yes	mg/L
Lindane	0/6	1.00E-05	4.4E-04	4.0E-06	No	Yes	mg/L
Merphos	0/1	1.10E-04	1.9E-06		Yes		mg/L
Methoxychlor	0/6	1.13E-04	7.2E-03		No		mg/L
Methyl parathion	0/1	1.10E-04	3.8E-04		No		mg/L
Mocap	0/1	1.10E-04					mg/L
Molybdenum	0/28	5.00E-02	7.5E-03		Yes		mg/L

Table 6.2 Comparison of maximum quantitation limits of analytes not detected to human health risk-based screening criteria (continued)

----- AREA_CODE=d MEDIA=UCRS Groundwater -----
 (continued)

Analyte	Frequency of Detection	Maximum non-detected concentration	HI	ELCR	Exceed HI?	Exceed ELCR?	Units
N-Nitroso-di-n-propylamine	0/6	1.00E-02		7.4E-07		Yes	mg/L
N-Nitrosodiphenylamine	0/6	1.00E-02		9.5E-04		Yes	mg/L
Nitrobenzene	0/7	1.00E-02	1.1E-04		Yes		mg/L
PCB-1016	0/6	1.14E-04	4.7E-05	5.3E-06	Yes	Yes	mg/L
PCB-1221	0/6	2.27E-04		1.1E-05		Yes	mg/L
PCB-1232	0/6	1.14E-04		1.3E-05		Yes	mg/L
PCB-1242	0/6	1.14E-04		1.2E-05		Yes	mg/L
PCB-1248	0/6	1.14E-04		7.8E-06		Yes	mg/L
PCB-1254	0/6	1.14E-04	1.9E-05	8.0E-06	Yes	Yes	mg/L
PCB-1260	0/6	1.14E-04		4.4E-06		Yes	mg/L
Pentachloro-dibenzo[b,e][1,4]dioxin	0/1	1.50E-06		2.5E-11		Yes	mg/L
Pentachlorodibenzofuran	0/1	1.40E-06					mg/L
Pentachlorophenol	0/6	5.00E-02	2.3E-02	2.1E-05	Yes	Yes	mg/L
Phenol	0/6	1.00E-02	9.0E-01		No		mg/L
Phorate	0/1	1.10E-04	3.0E-04		No		mg/L
Phosdrin	0/1	1.10E-04					mg/L
Phosphorous	0/1	1.00E-01	3.0E-05		Yes		mg/L
Plutonium-239	0/2	9.00E-02		1.2E-01		No	pCi/L
Plutonium-242	0/2	7.00E-02		1.3E-01		No	pCi/L
Polychlorinated biphenyl	0/2	1.00E-04		8.0E-06		Yes	mg/L
Prothiophos	0/1	1.10E-04					mg/L
Pyrene	0/12	1.00E-02	1.8E-02		No		mg/L
Ronnel	0/1	1.10E-04	6.0E-02		No		mg/L
Silvex	0/1	2.00E-04	1.1E-02		No		mg/L
Styrene	0/6	5.00E-03	4.5E-02		No		mg/L
Sulprofos	0/1	1.10E-04					mg/L
Tetrachloro-dibenzo[b,e][1,4]dioxin	0/1	1.10E-06					mg/L
Tetrachlorodibenzofuran	0/1	7.00E-07					mg/L
Tetrachloroethene	0/22	5.00E-01	7.9E-03	5.7E-05	Yes	Yes	mg/L
Tetrachlorovinphos	0/1	1.10E-04					mg/L
Thallium	0/35	4.70E-01					mg/L
Tin	0/1	1.00E-02	8.9E-01		No		mg/L
Toluene	0/97	5.00E-01	2.4E-02		Yes		mg/L
Total Phosphate as Phosphorus	0/4	1.00E+00	3.0E-05		Yes		mg/L
Toxaphene	0/6	1.13E-03		4.6E-06		Yes	mg/L
Trichloronate	0/1	1.10E-04					mg/L
Trinitrotoluene	0/2	6.00E-03	7.5E-04	1.7E-04	Yes	Yes	mg/L
Vinyl chloride	0/22	5.00E-01		1.7E-06		Yes	mg/L
alpha-BHC	0/6	1.00E-05		8.1E-07		Yes	mg/L

Table 6.2 Comparison of maximum quantitation limits of analytes not detected to human health risk-based screening criteria (continued)

----- AREA_CODE=d MEDIA=UCRS Groundwater -----
(continued)

Analyte	Frequency of Detection	Maximum non-detected concentration	HI	ELCR	Exceed HI?	Exceed ELCR?	Units
alpha-Chlordane	0/6	1.00E-05					mg/L
beta-BHC	0/6	1.00E-05		2.8E-06		Yes	mg/L
cis-1,3-Dichloropropene	0/6	5.00E-03					mg/L
delta-BHC	0/6	1.00E-05					mg/L
gamma-Chlordane	0/6	5.00E-05					mg/L
trans-1,2-Dichloroethene	0/17	5.00E-01	4.0E-03		Yes		mg/L
trans-1,3-Dichloropropene	0/6	5.00E-03					mg/L

----- AREA_CODE=e MEDIA=McNairy Groundwater -----

Analyte	Frequency of Detection	Maximum non-detected concentration	HI	ELCR	Exceed HI?	Exceed ELCR?	Units
1,1,1-Trichloroethane	0/45	5.00E-02	5.4E-02		No		mg/L
1,1,2-Trichloroethane	0/45	5.00E-02	8.1E-04	1.8E-05	Yes	Yes	mg/L
1,1-Dichloroethane	0/44	5.00E-02	2.7E-02		Yes		mg/L
1,1-Dichloroethene	0/44	5.00E-02	1.8E-03	9.3E-07	Yes	Yes	mg/L
1,2-Dichloroethane	0/45	5.00E-02	6.7E-04	1.1E-05	Yes	Yes	mg/L
1,3-Dichlorobenzene	0/1	5.00E-03	5.3E-04		Yes		mg/L
Antimony	0/20	2.50E-01	5.6E-04		Yes		mg/L
Benzene	0/44	5.00E-02	4.0E-04	3.5E-05	Yes	Yes	mg/L
Bromodichloromethane	0/45	5.00E-02	4.0E-03	8.4E-05	Yes	Yes	mg/L
Carbon tetrachloride	0/45	5.00E-02	1.2E-04	1.5E-05	Yes	Yes	mg/L
Chloroform	0/45	5.00E-02	2.0E-03	1.5E-05	Yes	Yes	mg/L
Dimethylbenzene	0/44	1.00E-01	4.0E-01		No		mg/L
Ethylbenzene	0/44	5.00E-02	4.5E-02		Yes		mg/L
Lead	0/6	2.50E-01	1.5E-07		Yes		mg/L
Mercury	0/6	2.00E-04	4.4E-04		No		mg/L
Molybdenum	0/10	1.00E-01	7.5E-03		Yes		mg/L
Neptunium-237	0/1	-2.00E-01		1.3E-01		No	pCi/L
Plutonium-239	0/1	0.00E+00		1.2E-01		No	pCi/L
Polychlorinated biphenyl	0/1	1.00E-04		8.0E-06		Yes	mg/L
Selenium	0/8	5.00E-03	7.5E-03		No		mg/L
Silver	0/7	6.00E-02	7.5E-03		Yes		mg/L
Tetrachloroethene	0/45	5.00E-02	7.9E-03	5.7E-05	Yes	Yes	mg/L
Tin	0/1	2.80E-01	8.9E-01		No		mg/L
Toluene	0/44	5.00E-02	2.4E-02		Yes		mg/L

Table 6.2 Comparison of maximum quantitation limits of analytes not detected to human health risk-based screening criteria (continued)

----- AREA_CODE=e MEDIA=McNairy Groundwater -----
(continued)

Analyte	Frequency of Detection	Maximum non-detected concentration	HI	ELCR	Exceed HI?	Exceed ELCR?	Units
Vinyl chloride	0/45	1.00E-01		1.7E-06		Yes	mg/L
cis-1,2-Dichloroethene	0/45	5.00E-02	2.0E-03		Yes		mg/L
trans-1,2-Dichloroethene	0/45	5.00E-02	4.0E-03		Yes		mg/L

----- AREA_CODE=e MEDIA=RGa Groundwater -----

Analyte	Frequency of Detection	Maximum non-detected concentration	HI	ELCR	Exceed HI?	Exceed ELCR?	Units
1,1,1-Trichloroethane	0/358	5.00E-01	5.4E-02		Yes		mg/L
1,1,2-Trichloroethane	0/424	5.00E-01	8.1E-04	1.8E-05	Yes	Yes	mg/L
1,1-Dichloroethane	0/355	5.00E-01	2.7E-02		Yes		mg/L
1,1-Dichloroethene	0/355	5.00E-01	1.8E-03	9.3E-07	Yes	Yes	mg/L
1,2-Dichloroethane	0/427	5.00E-01	6.7E-04	1.1E-05	Yes	Yes	mg/L
1,2-Dichloroethene	0/4	2.50E-02	1.8E-03		Yes		mg/L
1,3-Dichlorobenzene	0/7	1.00E-01	5.3E-04		Yes		mg/L
Americium-241	0/1	-1.00E+00		1.2E-01		No	pCi/L
Antimony	0/221	2.50E-01	5.6E-04		Yes		mg/L
Benzene	0/350	5.00E-01	4.0E-04	3.5E-05	Yes	Yes	mg/L
Bromodichloromethane	0/427	5.00E-01	4.0E-03	8.4E-05	Yes	Yes	mg/L
Carbon tetrachloride	0/427	5.00E-01	1.2E-04	1.5E-05	Yes	Yes	mg/L
Cesium-137	0/1	-4.00E-01		1.2E+00		No	pCi/L
Chloroethane	0/2	1.00E-02	3.1E-01		No		mg/L
Chloroform	0/427	5.00E-01	2.0E-03	1.5E-05	Yes	Yes	mg/L
Chromium, hexavalent	0/1	1.00E-02	4.2E-03		Yes		mg/L
Ethane	0/4	3.00E-02					mg/L
Ethylbenzene	0/350	5.00E-01	4.5E-02		Yes		mg/L
Ethylene	0/4	3.00E-02					mg/L
Mercury	0/67	2.00E-04	4.4E-04		No		mg/L
Polychlorinated biphenyl	0/3	1.70E-04		8.0E-06		Yes	mg/L
Selenium	0/68	5.00E-03	7.5E-03		No		mg/L
Tetrachloroethene	0/427	5.00E-01	7.9E-03	5.7E-05	Yes	Yes	mg/L
Tin	0/7	2.80E-01	8.9E-01		No		mg/L
Toluene	0/350	5.00E-01	2.4E-02		Yes		mg/L
Vinyl chloride	0/427	1.00E+00		1.7E-06		Yes	mg/L
cis-1,2-Dichloroethene	0/421	5.00E-01	2.0E-03		Yes		mg/L

Table 6.2 Comparison of maximum quantitation limits of analytes not detected to human health risk-based screening criteria (continued)

----- AREA_CODE=e MEDIA=UCRS Groundwater -----

Analyte	Frequency of Detection	Maximum non-detected concentration	HI	ELCR	Exceed HI?	Exceed ELCR?	Units
1,1,1-Trichloroethane	0/27	5.00E-02	5.4E-02		No		mg/L
1,1,2-Trichloroethane	0/27	5.00E-02	8.1E-04	1.8E-05	Yes	Yes	mg/L
1,1-Dichloroethane	0/27	5.00E-02	2.7E-02		Yes		mg/L
1,1-Dichloroethene	0/27	5.00E-02	1.8E-03	9.3E-07	Yes	Yes	mg/L
1,2-Dichloroethane	0/27	5.00E-02	6.7E-04	1.1E-05	Yes	Yes	mg/L
1,3-Dichlorobenzene	0/1	5.00E-03	5.3E-04		Yes		mg/L
Antimony	0/7	2.50E-01	5.6E-04		Yes		mg/L
Benzene	0/27	5.00E-02	4.0E-04	3.5E-05	Yes	Yes	mg/L
Beryllium	0/6	2.50E-02	2.6E-03	1.0E-06	Yes	Yes	mg/L
Bromodichloromethane	0/27	5.00E-02	4.0E-03	8.4E-05	Yes	Yes	mg/L
Cadmium	0/6	1.00E-01	6.6E-04		Yes		mg/L
Carbon tetrachloride	0/27	5.00E-02	1.2E-04	1.5E-05	Yes	Yes	mg/L
Chloroform	0/27	5.00E-02	2.0E-03	1.5E-05	Yes	Yes	mg/L
Cobalt	0/6	1.00E-01	9.1E-02		Yes		mg/L
Dimethylbenzene	0/27	1.00E-01	4.0E-01		No		mg/L
Ethylbenzene	0/27	5.00E-02	4.5E-02		Yes		mg/L
Lead	0/4	2.50E-01	1.5E-07		Yes		mg/L
Mercury	0/4	2.00E-04	4.4E-04		No		mg/L
Molybdenum	0/6	1.00E-01	7.5E-03		Yes		mg/L
Selenium	0/4	5.00E-03	7.5E-03		No		mg/L
Silver	0/3	6.00E-02	7.5E-03		Yes		mg/L
Tetrachloroethene	0/27	5.00E-02	7.9E-03	5.7E-05	Yes	Yes	mg/L
Thallium	0/2	4.70E-01					mg/L
Tin	0/1	2.80E-01	8.9E-01		No		mg/L
Toluene	0/27	5.00E-02	2.4E-02		Yes		mg/L
Total Phosphate as Phosphorus	0/23	2.00E+00	3.0E-05		Yes		mg/L
Vinyl chloride	0/27	1.00E-01		1.7E-06		Yes	mg/L
cis-1,2-Dichloroethene	0/27	5.00E-02	2.0E-03		Yes		mg/L
trans-1,2-Dichloroethene	0/27	5.00E-02	4.0E-03		Yes		mg/L

----- AREA_CODE=f MEDIA=McNairy Groundwater -----

Analyte	Frequency of Detection	Maximum non-detected concentration	HI	ELCR	Exceed HI?	Exceed ELCR?	Units
1,1,1-Trichloroethane	0/5	5.00E-03	5.4E-02		No		mg/L
1,1,2-Trichloroethane	0/5	5.00E-03	8.1E-04	1.8E-05	Yes	Yes	mg/L
1,1-Dichloroethane	0/5	5.00E-03	2.7E-02		No		mg/L

Table 6.2 Comparison of maximum quantitation limits of analytes not detected to human health risk-based screening criteria (continued)

----- AREA_CODE=f MEDIA=McNairy Groundwater -----
 (continued)

Analyte	Frequency of Detection	Maximum non-detected concentration	HI	ELCR	Exceed HI?	Exceed ELCR?	Units
1,1-Dichloroethene	0/5	5.00E-03	1.8E-03	9.3E-07	Yes	Yes	mg/L
1,2-Dichloroethane	0/5	5.00E-03	6.7E-04	1.1E-05	Yes	Yes	mg/L
Antimony	0/6	2.50E-01	5.6E-04		Yes		mg/L
Arsenic	0/6	5.00E-03	4.5E-04	3.5E-06	Yes	Yes	mg/L
Benzene	0/5	5.00E-03	4.0E-04	3.5E-05	Yes	Yes	mg/L
Beryllium	0/6	2.50E-02	2.6E-03	1.0E-06	Yes	Yes	mg/L
Bromodichloromethane	0/5	5.00E-03	4.0E-03	8.4E-05	Yes	Yes	mg/L
Cadmium	0/6	1.00E-01	6.6E-04		Yes		mg/L
Carbon tetrachloride	0/5	5.00E-03	1.2E-04	1.5E-05	Yes	Yes	mg/L
Chloroform	0/5	5.00E-03	2.0E-03	1.5E-05	Yes	Yes	mg/L
Chromium	0/4	6.00E-02	4.2E-03		Yes		mg/L
Cobalt	0/6	1.00E-01	9.1E-02		Yes		mg/L
Copper	0/6	1.00E-01	6.0E-02		Yes		mg/L
Dimethylbenzene	0/5	1.00E-02	4.0E-01		No		mg/L
Ethylbenzene	0/5	5.00E-03	4.5E-02		No		mg/L
Lead	0/2	2.50E-01	1.5E-07		Yes		mg/L
Mercury	0/2	2.00E-04	4.4E-04		No		mg/L
Molybdenum	0/4	1.00E-01	7.5E-03		Yes		mg/L
Nickel	0/6	1.00E-01	3.0E-02		Yes		mg/L
Nitrate as Nitrogen	0/6	1.00E+00	2.4E+00		No		mg/L
Polychlorinated biphenyl	0/1	1.00E-04		8.0E-06		Yes	mg/L
Selenium	0/4	5.00E-03	7.5E-03		No		mg/L
Silver	0/4	6.00E-02	7.5E-03		Yes		mg/L
Tetrachloroethene	0/5	5.00E-03	7.9E-03	5.7E-05	No	Yes	mg/L
Thallium	0/2	6.00E-02					mg/L
Toluene	0/5	5.00E-03	2.4E-02		No		mg/L
Trichloroethene	0/12	1.00E-03	1.2E-03	1.4E-04	No	Yes	mg/L
Uranium	0/8	1.00E-03	4.5E-03		No		mg/L
Vanadium	0/2	5.00E-02	9.3E-03		Yes		mg/L
Vinyl chloride	0/5	1.00E-02		1.7E-06		Yes	mg/L
cis-1,2-Dichloroethene	0/5	5.00E-03	2.0E-03		Yes		mg/L
trans-1,2-Dichloroethene	0/5	5.00E-03	4.0E-03		Yes		mg/L

Table 6.2 Comparison of maximum quantitation limits of analytes not detected to human health risk-based screening criteria (continued)

----- AREA_CODE=f MEDIA=RGa Groundwater -----

Analyte	Frequency of Detection	Maximum non-detected concentration	HI	ELCR	Exceed HI?	Exceed ELCR?	Units
1,1,1-Trichloroethane	0/145	5.00E+00	5.4E-02		Yes		mg/L
1,1,2,2-Tetrachloroethane	0/6	2.50E-02		5.0E-06		Yes	mg/L
1,1,2-Trichloroethane	0/171	5.00E+00	8.1E-04	1.8E-05	Yes	Yes	mg/L
1,1-Dichloroethane	0/145	5.00E+00	2.7E-02		Yes		mg/L
1,2,4-Trichlorobenzene	0/1	2.00E-02	6.6E-03		Yes		mg/L
1,2-Dichlorobenzene	0/1	2.00E-02	1.2E-02		Yes		mg/L
1,2-Dichloroethane	0/177	5.00E+00	6.7E-04	1.1E-05	Yes	Yes	mg/L
1,2-Dichloropropane	0/6	2.50E-02	2.7E-04	7.6E-05	Yes	Yes	mg/L
1,3-Dichlorobenzene	0/1	2.00E-02	5.3E-04		Yes		mg/L
1,4-Dichlorobenzene	0/1	2.00E-02	5.3E-02	2.0E-04	No	Yes	mg/L
2,4,5-Trichlorophenol	0/1	2.00E-02	2.0E-02		Yes		mg/L
2,4,6-Trichlorophenol	0/1	2.00E-02		4.0E-04		Yes	mg/L
2,4-Dichlorophenol	0/1	2.00E-02	4.1E-03		Yes		mg/L
2,4-Dimethylphenol	0/1	2.00E-02	3.9E-03		Yes		mg/L
2,4-Dinitrophenol	0/1	1.00E-02	3.0E-03		Yes		mg/L
2,4-Dinitrotoluene	0/1	2.00E-02	3.0E-03	7.7E-06	Yes	Yes	mg/L
2,6-Dinitrotoluene	0/1	2.00E-02	1.5E-03	7.7E-06	Yes	Yes	mg/L
2-Butanone	0/4	5.00E-01	6.2E-02		Yes		mg/L
2-Chloronaphthalene	0/1	2.00E-02	1.5E-02		Yes		mg/L
2-Chlorophenol	0/1	2.00E-02	1.0E-03		Yes		mg/L
2-Hexanone	0/6	2.50E-01					mg/L
2-Methyl-4,6-dinitrophenol	0/1	2.00E-02					mg/L
2-Methylnaphthalene	0/1	2.00E-02					mg/L
2-Methylphenol	0/1	2.00E-02	7.2E-02		No		mg/L
2-Nitrobenzenamine	0/1	2.00E-02	1.2E-05		Yes		mg/L
2-Nitrophenol	0/1	2.00E-02					mg/L
3,3'-Dichlorobenzidine	0/1	2.00E-02		1.1E-05		Yes	mg/L
3-Nitrobenzenamine	0/1	2.00E-02					mg/L
4-Bromophenyl phenyl ether	0/1	2.00E-02					mg/L
4-Chloro-3-methylphenol	0/1	2.00E-02					mg/L
4-Chlorobenzenamine	0/1	2.00E-02	5.6E-03		Yes		mg/L
4-Chlorophenyl phenyl ether	0/1	2.00E-02					mg/L
4-Methyl-2-pentanone	0/4	2.50E-01	5.1E-03		Yes		mg/L

Table 6.2 Comparison of maximum quantitation limits of analytes not detected to human health risk-based screening criteria (continued)

----- AREA_CODE=f MEDIA=RGa Groundwater -----
 (continued)

Analyte	Frequency of Detection	Maximum non-detected concentration	HI	ELCR	Exceed HI?	Exceed ELCR?	Units
4-Methylphenol	0/1	2.00E-02	7.3E-03		Yes		mg/L
4-Nitrobenzenamine	0/1	2.00E-02					mg/L
4-Nitrophenol	0/1	2.00E-02	1.3E-02		Yes		mg/L
Acenaphthene	0/1	2.00E-02	1.1E-02		Yes		mg/L
Acenaphthylene	0/1	2.00E-02					mg/L
Acetone	0/6	5.00E-01	2.0E-02		Yes		mg/L
Anthracene	0/1	2.00E-02	5.7E-02		No		mg/L
Antimony	0/98	2.50E-01	5.6E-04		Yes		mg/L
Benz(a)anthracene	0/1	2.00E-02		1.3E-06		Yes	mg/L
Benzene	0/139	5.00E+00	4.0E-04	3.5E-05	Yes	Yes	mg/L
Benzo(a)pyrene	0/1	2.00E-02		9.5E-08		Yes	mg/L
Benzo(b)fluoranthene	0/1	2.00E-02		9.3E-07		Yes	mg/L
Benzo(ghi)perylene	0/1	2.00E-02					mg/L
Benzo(k)fluoranthene	0/1	2.00E-02		1.7E-05		Yes	mg/L
Beryllium	0/98	2.50E-02	2.6E-03	1.0E-06	Yes	Yes	mg/L
Bis(2-chloroethoxy)methane	0/1	2.00E-02					mg/L
Bis(2-chloroethyl) ether	0/1	2.00E-02		9.2E-07		Yes	mg/L
Bis(2-chloroisopropyl) ether	0/1	2.00E-02		2.4E-05		Yes	mg/L
Bromodichloromethane	0/175	5.00E+00	4.0E-03	8.4E-05	Yes	Yes	mg/L
Bromoform	0/4	2.50E-02	4.0E-03	2.2E-04	Yes	Yes	mg/L
Bromomethane	0/6	5.00E-02	2.9E-04		Yes		mg/L
Butyl benzyl phthalate	0/1	1.00E-02	2.6E-01		No		mg/L
Carbazole	0/1	2.00E-02		2.2E-04		Yes	mg/L
Carbon disulfide	0/4	5.00E-01	3.5E-02		Yes		mg/L
Chlorobenzene	0/6	2.50E-02	1.3E-03		Yes		mg/L
Chloroethane	0/6	1.00E-01	3.1E-01		No		mg/L
Chloroform	0/175	5.00E+00	2.0E-03	1.5E-05	Yes	Yes	mg/L
Chloromethane	0/4	5.00E-02		1.3E-04		Yes	mg/L
Chrysene	0/1	2.00E-02		1.3E-04		Yes	mg/L
Cobalt	0/98	4.50E-01	9.1E-02		Yes		mg/L
Di-n-butyl phthalate	0/1	2.00E-02	1.3E-01		No		mg/L
Di-n-octylphthalate	0/1	2.00E-02	6.9E-04		Yes		mg/L

Table 6.2 Comparison of maximum quantitation limits of analytes not detected to human health risk-based screening criteria (continued)

----- AREA_CODE=f MEDIA=RGa Groundwater -----
 (continued)

Analyte	Frequency of Detection	Maximum non-detected concentration	HI	ELCR	Exceed HI?	Exceed ELCR?	Units
Dibenz(a,h)anthracene	0/1	2.00E-02		4.6E-08		Yes	mg/L
Dibenzofuran	0/1	2.00E-02	1.6E-03		Yes		mg/L
Dibromochloromethane	0/4	2.50E-02	4.0E-03	6.2E-05	Yes	Yes	mg/L
Dimethyl phthalate	0/1	2.00E-02	1.5E+01		No		mg/L
Dimethylbenzene	0/139	1.00E+01	4.0E-01		Yes		mg/L
Ethane	0/2	3.00E-02					mg/L
Ethylbenzene	0/141	5.00E+00	4.5E-02		Yes		mg/L
Ethylene	0/2	3.00E-02					mg/L
Fluoranthene	0/1	2.00E-02	2.3E-02		No		mg/L
Fluorene	0/1	2.00E-02	7.4E-03		Yes		mg/L
Hexachlorobenzene	0/1	2.00E-02	7.5E-04	1.9E-06	Yes	Yes	mg/L
Hexachlorobutadiene	0/1	2.00E-02	2.2E-04	4.8E-05	Yes	Yes	mg/L
Hexachlorocyclopentadiene	0/1	2.00E-02	9.8E-03		Yes		mg/L
Hexachloroethane	0/1	2.00E-02	1.3E-03	3.3E-04	Yes	Yes	mg/L
Indeno(1,2,3-cd)pyrene	0/1	2.00E-02		6.3E-07		Yes	mg/L
Isophorone	0/1	2.00E-02	3.0E-01	5.5E-03	No	Yes	mg/L
Lead	0/46	2.50E-01	1.5E-07		Yes		mg/L
Mercury	0/47	2.00E-04	4.4E-04		No		mg/L
Methylene chloride	0/6	2.50E-02	6.2E-02	3.6E-04	No	Yes	mg/L
Molybdenum	0/85	1.00E-01	7.5E-03		Yes		mg/L
N-Nitroso-di-n-propylamine	0/1	2.00E-02		7.4E-07		Yes	mg/L
N-Nitrosodiphenylamine	0/1	2.00E-02		9.5E-04		Yes	mg/L
Naphthalene	0/1	2.00E-02	2.0E-04		Yes		mg/L
Nitrobenzene	0/1	2.00E-02	1.1E-04		Yes		mg/L
Pentachlorophenol	0/1	2.00E-02	2.3E-02	2.1E-05	No	Yes	mg/L
Phenanthrene	0/1	2.00E-02					mg/L
Phenol	0/1	2.00E-02	9.0E-01		No		mg/L
Polychlorinated biphenyl	0/4	1.70E-04		8.0E-06		Yes	mg/L
Pyrene	0/1	2.00E-02	1.8E-02		Yes		mg/L
Pyridine	0/1	5.00E-03	1.5E-03		Yes		mg/L
Selenium	0/53	5.00E-03	7.5E-03		No		mg/L
Silver	0/57	6.00E-02	7.5E-03		Yes		mg/L

Table 6.2 Comparison of maximum quantitation limits of analytes not detected to human health risk-based screening criteria (continued)

----- AREA_CODE=f MEDIA=RGa Groundwater -----
(continued)

Analyte	Frequency of Detection	Maximum non-detected concentration	HI	ELCR	Exceed HI?	Exceed ELCR?	Units
Styrene	0/4	2.50E-02	4.5E-02		No		mg/L
Tetrachloroethene	0/175	5.00E+00	7.9E-03	5.7E-05	Yes	Yes	mg/L
Thallium	0/43	4.70E-01					mg/L
Toluene	0/139	5.00E+00	2.4E-02		Yes		mg/L
Total Phosphate as Phosphorus	0/33	2.00E+00	3.0E-05		Yes		mg/L
Vinyl acetate	0/4	2.50E-01	1.3E-02		Yes		mg/L
Vinyl chloride	0/180	1.00E+01		1.7E-06		Yes	mg/L
cis-1,3-Dichloropropene	0/4	2.50E-02					mg/L
trans-1,3-Dichloropropene	0/6	2.50E-02					mg/L

----- AREA_CODE=f MEDIA=UCRS Groundwater -----

Analyte	Frequency of Detection	Maximum non-detected concentration	HI	ELCR	Exceed HI?	Exceed ELCR?	Units
1,1,1-Trichloroethane	0/1	5.00E-03	5.4E-02		No		mg/L
1,1,2-Trichloroethane	0/1	5.00E-03	8.1E-04	1.8E-05	Yes	Yes	mg/L
1,1-Dichloroethane	0/1	5.00E-03	2.7E-02		No		mg/L
1,1-Dichloroethene	0/1	5.00E-03	1.8E-03	9.3E-07	Yes	Yes	mg/L
1,2-Dichloroethane	0/1	5.00E-03	6.7E-04	1.1E-05	Yes	Yes	mg/L
Antimony	0/3	1.85E-01	5.6E-04		Yes		mg/L
Arsenic	0/3	5.00E-03	4.5E-04	3.5E-06	Yes	Yes	mg/L
Benzene	0/1	5.00E-03	4.0E-04	3.5E-05	Yes	Yes	mg/L
Beryllium	0/3	1.50E-02	2.6E-03	1.0E-06	Yes	Yes	mg/L
Bromodichloromethane	0/1	5.00E-03	4.0E-03	8.4E-05	Yes	Yes	mg/L
Cadmium	0/3	2.50E-02	6.6E-04		Yes		mg/L
Carbon tetrachloride	0/1	5.00E-03	1.2E-04	1.5E-05	Yes	Yes	mg/L
Chloroform	0/1	5.00E-03	2.0E-03	1.5E-05	Yes	Yes	mg/L
Chromium	0/3	6.00E-02	4.2E-03		Yes		mg/L
Cobalt	0/3	5.00E-02	9.1E-02		No		mg/L
Dimethylbenzene	0/1	1.00E-02	4.0E-01		No		mg/L
Ethylbenzene	0/1	5.00E-03	4.5E-02		No		mg/L
Lead	0/1	2.50E-01	1.5E-07		Yes		mg/L
Mercury	0/1	2.00E-04	4.4E-04		No		mg/L
Molybdenum	0/2	5.00E-02	7.5E-03		Yes		mg/L
Nickel	0/3	1.00E-01	3.0E-02		Yes		mg/L
Selenium	0/1	5.00E-03	7.5E-03		No		mg/L

Table 6.2 Comparison of maximum quantitation limits of analytes not detected to human health risk-based screening criteria (continued)

----- AREA_CODE=f MEDIA=UCRS Groundwater -----
(continued)

Analyte	Frequency of Detection	Maximum non-detected concentration	HI	ELCR	Exceed HI?	Exceed ELCR?	Units
Silver	0/1	6.00E-02	7.5E-03		Yes		mg/L
Tetrachloroethene	0/1	5.00E-03	7.9E-03	5.7E-05	No	Yes	mg/L
Thallium	0/1	6.00E-02					mg/L
Toluene	0/1	5.00E-03	2.4E-02		No		mg/L
Uranium	0/3	1.00E-03	4.5E-03		No		mg/L
Vinyl chloride	0/1	1.00E-02		1.7E-06		Yes	mg/L
cis-1,2-Dichloroethene	0/1	5.00E-03	2.0E-03		Yes		mg/L
trans-1,2-Dichloroethene	0/1	5.00E-03	4.0E-03		Yes		mg/L

----- AREA_CODE=g MEDIA=McNairy Groundwater -----

Analyte	Frequency of Detection	Maximum non-detected concentration	HI	ELCR	Exceed HI?	Exceed ELCR?	Units
1,1,1-Trichloroethane	0/4	5.00E-03	5.4E-02		No		mg/L
1,1,2,2-Tetrachloroethane	0/1	5.00E-03		5.0E-06		Yes	mg/L
1,1,2-Trichloroethane	0/4	5.00E-03	8.1E-04	1.8E-05	Yes	Yes	mg/L
1,1-Dichloroethane	0/4	5.00E-03	2.7E-02		No		mg/L
1,1-Dichloroethene	0/4	5.00E-03	1.8E-03	9.3E-07	Yes	Yes	mg/L
1,2-Dichloroethane	0/4	5.00E-03	6.7E-04	1.1E-05	Yes	Yes	mg/L
1,2-Dichloroethene	0/1	5.00E-03	1.8E-03		Yes		mg/L
1,2-Dichloropropane	0/1	5.00E-03	2.7E-04	7.6E-05	Yes	Yes	mg/L
2-Butanone	0/1	1.00E-01	6.2E-02		Yes		mg/L
2-Hexanone	0/1	5.00E-02					mg/L
4-Methyl-2-pentanone	0/1	5.00E-02	5.1E-03		Yes		mg/L
Acetone	0/1	1.00E-01	2.0E-02		Yes		mg/L
Antimony	0/9	2.50E-01	5.6E-04		Yes		mg/L
Benzene	0/4	5.00E-03	4.0E-04	3.5E-05	Yes	Yes	mg/L
Beryllium	0/9	2.50E-02	2.6E-03	1.0E-06	Yes	Yes	mg/L
Bromodichloromethane	0/4	5.00E-03	4.0E-03	8.4E-05	Yes	Yes	mg/L
Bromoform	0/1	5.00E-03	4.0E-03	2.2E-04	Yes	Yes	mg/L
Bromomethane	0/1	1.00E-02	2.9E-04		Yes		mg/L
Cadmium	0/9	1.00E-01	6.6E-04		Yes		mg/L
Carbon disulfide	0/1	1.00E-01	3.5E-02		Yes		mg/L
Carbon tetrachloride	0/4	5.00E-03	1.2E-04	1.5E-05	Yes	Yes	mg/L
Chlorobenzene	0/1	5.00E-03	1.3E-03		Yes		mg/L
Chloroethane	0/1	1.00E-02	3.1E-01		No		mg/L

Table 6.2 Comparison of maximum quantitation limits of analytes not detected to human health risk-based screening criteria (continued)

----- AREA_CODE=g MEDIA=McNairy Groundwater -----
(continued)

Analyte	Frequency of Detection	Maximum non-detected concentration	HI	ELCR	Exceed HI?	Exceed ELCR?	Units
Chloroform	0/4	5.00E-03	2.0E-03	1.5E-05	Yes	Yes	mg/L
Chloromethane	0/1	1.00E-02		1.3E-04		Yes	mg/L
Chromium	0/7	6.00E-02	4.2E-03		Yes		mg/L
Cobalt	0/9	1.00E-01	9.1E-02		Yes		mg/L
Dibromochloromethane	0/1	5.00E-03	4.0E-03	6.2E-05	Yes	Yes	mg/L
Dimethylbenzene	0/4	1.00E-02	4.0E-01		No		mg/L
Ethylbenzene	0/4	5.00E-03	4.5E-02		No		mg/L
Lead	0/7	2.50E-01	1.5E-07		Yes		mg/L
Methylene chloride	0/1	5.00E-03	6.2E-02	3.6E-04	No	Yes	mg/L
Molybdenum	0/9	1.00E-01	7.5E-03		Yes		mg/L
Nickel	0/9	1.00E-01	3.0E-02		Yes		mg/L
Selenium	0/9	5.00E-03	7.5E-03		No		mg/L
Silver	0/2	6.00E-02	7.5E-03		Yes		mg/L
Styrene	0/1	5.00E-03	4.5E-02		No		mg/L
Tetrachloroethene	0/4	5.00E-03	7.9E-03	5.7E-05	No	Yes	mg/L
Thallium	0/7	4.70E-01					mg/L
Toluene	0/4	5.00E-03	2.4E-02		No		mg/L
Trichloroethene	0/10	5.00E-03	1.2E-03	1.4E-04	Yes	Yes	mg/L
Uranium	0/10	1.00E-03	4.5E-03		No		mg/L
Vinyl acetate	0/1	5.00E-02	1.3E-02		Yes		mg/L
Vinyl chloride	0/4	1.00E-02		1.7E-06		Yes	mg/L
cis-1,2-Dichloroethene	0/3	5.00E-03	2.0E-03		Yes		mg/L
cis-1,3-Dichloropropene	0/1	5.00E-03					mg/L
trans-1,2-Dichloroethene	0/3	5.00E-03	4.0E-03		Yes		mg/L
trans-1,3-Dichloropropene	0/1	5.00E-03					mg/L

----- AREA_CODE=g MEDIA=RGA Groundwater -----

Analyte	Frequency of Detection	Maximum non-detected concentration	HI	ELCR	Exceed HI?	Exceed ELCR?	Units
1,1,1-Trichloroethane	0/15	5.00E-03	5.4E-02		No		mg/L
1,1,2,2-Tetrachloroethane	0/3	5.00E-03		5.0E-06		Yes	mg/L
1,1,2-Trichloroethane	0/15	5.00E-03	8.1E-04	1.8E-05	Yes	Yes	mg/L
1,1-Dichloroethane	0/15	5.00E-03	2.7E-02		No		mg/L
1,1-Dichloroethene	0/15	5.00E-03	1.8E-03	9.3E-07	Yes	Yes	mg/L
1,2-Dichloroethane	0/15	5.00E-03	6.7E-04	1.1E-05	Yes	Yes	mg/L

Table 6.2 Comparison of maximum quantitation limits of analytes not detected to human health risk-based screening criteria (continued)

----- AREA_CODE=g MEDIA=RGa Groundwater -----
(continued)

Analyte	Frequency of Detection	Maximum non-detected concentration	HI	ELCR	Exceed HI?	Exceed ELCR?	Units
1,2-Dichloroethene	0/3	5.00E-03	1.8E-03		Yes		mg/L
1,2-Dichloropropane	0/3	5.00E-03	2.7E-04	7.6E-05	Yes	Yes	mg/L
2-Butanone	0/3	1.00E-01	6.2E-02		Yes		mg/L
2-Hexanone	0/3	5.00E-02					mg/L
4-Methyl-2-pentanone	0/3	5.00E-02	5.1E-03		Yes		mg/L
Acetone	0/3	1.00E-01	2.0E-02		Yes		mg/L
Antimony	0/36	2.50E-01	5.6E-04		Yes		mg/L
Benzene	0/15	5.00E-03	4.0E-04	3.5E-05	Yes	Yes	mg/L
Beryllium	0/36	2.50E-02	2.6E-03	1.0E-06	Yes	Yes	mg/L
Bromodichloromethane	0/15	5.00E-03	4.0E-03	8.4E-05	Yes	Yes	mg/L
Bromoform	0/3	5.00E-03	4.0E-03	2.2E-04	Yes	Yes	mg/L
Bromomethane	0/3	1.00E-02	2.9E-04		Yes		mg/L
Carbon disulfide	0/3	1.00E-01	3.5E-02		Yes		mg/L
Carbon tetrachloride	0/15	5.00E-03	1.2E-04	1.5E-05	Yes	Yes	mg/L
Chlorobenzene	0/3	5.00E-03	1.3E-03		Yes		mg/L
Chloroethane	0/4	1.00E-02	3.1E-01		No		mg/L
Chloroform	0/15	5.00E-03	2.0E-03	1.5E-05	Yes	Yes	mg/L
Chloromethane	0/3	1.00E-02		1.3E-04		Yes	mg/L
Cobalt	0/36	1.00E-01	9.1E-02		Yes		mg/L
Dibromochloromethane	0/3	5.00E-03	4.0E-03	6.2E-05	Yes	Yes	mg/L
Dimethylbenzene	0/15	1.00E-02	4.0E-01		No		mg/L
Ethane	0/1	3.00E-02					mg/L
Ethylbenzene	0/15	5.00E-03	4.5E-02		No		mg/L
Ethylene	0/1	3.00E-02					mg/L
Mercury	0/25	2.00E-04	4.4E-04		No		mg/L
Methylene chloride	0/3	5.00E-03	6.2E-02	3.6E-04	No	Yes	mg/L
Molybdenum	0/31	1.00E-01	7.5E-03		Yes		mg/L
Polychlorinated biphenyl	0/3	1.70E-04		8.0E-06		Yes	mg/L
Selenium	0/31	1.50E-02	7.5E-03		Yes		mg/L
Silver	0/10	6.00E-02	7.5E-03		Yes		mg/L
Styrene	0/3	5.00E-03	4.5E-02		No		mg/L
Tetrachloroethene	0/15	5.00E-03	7.9E-03	5.7E-05	No	Yes	mg/L
Thallium	0/28	4.70E-01					mg/L
Toluene	0/15	5.00E-03	2.4E-02		No		mg/L
Vinyl acetate	0/3	5.00E-02	1.3E-02		Yes		mg/L
Vinyl chloride	0/15	1.00E-02		1.7E-06		Yes	mg/L
cis-1,2-Dichloroethene	0/12	5.00E-03	2.0E-03		Yes		mg/L
cis-1,3-Dichloropropene	0/3	5.00E-03					mg/L
trans-1,2-Dichloroethene	0/12	5.00E-03	4.0E-03		Yes		mg/L

Table 6.2 Comparison of maximum quantitation limits of analytes not detected to human health risk-based screening criteria (continued)

----- AREA_CODE=g MEDIA=RGa Groundwater -----
(continued)

Analyte	Frequency of Detection	Maximum non-detected concentration	HI	ELCR	Exceed HI?	Exceed ELCR?	Units
trans-1,3-Dichloropropene	0/3	5.00E-03					mg/L

----- AREA_CODE=g MEDIA=UCRS Groundwater -----

Analyte	Frequency of Detection	Maximum non-detected concentration	HI	ELCR	Exceed HI?	Exceed ELCR?	Units
1,1,1-Trichloroethane	0/1	5.00E-03	5.4E-02		No		mg/L
1,1,2,2-Tetrachloroethane	0/1	5.00E-03		5.0E-06		Yes	mg/L
1,1,2-Trichloroethane	0/2	5.00E-01	8.1E-04	1.8E-05	Yes	Yes	mg/L
1,1-Dichloroethane	0/1	5.00E-03	2.7E-02		No		mg/L
1,1-Dichloroethene	0/1	5.00E-03	1.8E-03	9.3E-07	Yes	Yes	mg/L
1,2-Dichloroethane	0/2	5.00E-01	6.7E-04	1.1E-05	Yes	Yes	mg/L
1,2-Dichloroethene	0/1	5.00E-03	1.8E-03		Yes		mg/L
1,2-Dichloropropane	0/1	5.00E-03	2.7E-04	7.6E-05	Yes	Yes	mg/L
2-Butanone	0/1	1.00E-01	6.2E-02		Yes		mg/L
2-Hexanone	0/1	5.00E-02					mg/L
4-Methyl-2-pentanone	0/1	5.00E-02	5.1E-03		Yes		mg/L
Acetone	0/1	1.00E-01	2.0E-02		Yes		mg/L
Antimony	0/9	1.80E-01	5.6E-04		Yes		mg/L
Arsenic	0/9	5.00E-03	4.5E-04	3.5E-06	Yes	Yes	mg/L
Benzene	0/1	5.00E-03	4.0E-04	3.5E-05	Yes	Yes	mg/L
Beryllium	0/9	1.50E-02	2.6E-03	1.0E-06	Yes	Yes	mg/L
Bromodichloromethane	0/2	5.00E-01	4.0E-03	8.4E-05	Yes	Yes	mg/L
Bromoform	0/1	5.00E-03	4.0E-03	2.2E-04	Yes	Yes	mg/L
Bromomethane	0/1	1.00E-02	2.9E-04		Yes		mg/L
Cadmium	0/9	2.50E-02	6.6E-04		Yes		mg/L
Carbon disulfide	0/1	1.00E-01	3.5E-02		Yes		mg/L
Carbon tetrachloride	0/2	5.00E-01	1.2E-04	1.5E-05	Yes	Yes	mg/L
Chlorobenzene	0/1	5.00E-03	1.3E-03		Yes		mg/L
Chloroethane	0/1	1.00E-02	3.1E-01		No		mg/L
Chloroform	0/2	5.00E-01	2.0E-03	1.5E-05	Yes	Yes	mg/L
Chloromethane	0/1	1.00E-02		1.3E-04		Yes	mg/L
Cobalt	0/9	5.00E-02	9.1E-02		No		mg/L
Dibromochloromethane	0/1	5.00E-03	4.0E-03	6.2E-05	Yes	Yes	mg/L
Dimethylbenzene	0/1	5.00E-03	4.0E-01		No		mg/L
Ethylbenzene	0/1	5.00E-03	4.5E-02		No		mg/L

Table 6.2 Comparison of maximum quantitation limits of analytes not detected to human health risk-based screening criteria (continued)

----- AREA_CODE=g MEDIA=UCRS Groundwater -----
(continued)

Analyte	Frequency of Detection	Maximum non-detected concentration	HI	ELCR	Exceed HI?	Exceed ELCR?	Units
Lead	0/7	2.50E-01	1.5E-07		Yes		mg/L
Mercury	0/7	2.00E-04	4.4E-04		No		mg/L
Methylene chloride	0/1	5.00E-03	6.2E-02	3.6E-04	No	Yes	mg/L
Molybdenum	0/9	5.50E-02	7.5E-03		Yes		mg/L
Nickel	0/9	1.00E-01	3.0E-02		Yes		mg/L
Selenium	0/7	5.00E-03	7.5E-03		No		mg/L
Styrene	0/1	5.00E-03	4.5E-02		No		mg/L
Tetrachloroethene	0/2	5.00E-01	7.9E-03	5.7E-05	Yes	Yes	mg/L
Thallium	0/9	4.70E-01					mg/L
Toluene	0/1	5.00E-03	2.4E-02		No		mg/L
Trichloroethene	0/12	1.00E-01	1.2E-03	1.4E-04	Yes	Yes	mg/L
Uranium	0/9	1.00E-03	4.5E-03		No		mg/L
Vinyl acetate	0/1	5.00E-02	1.3E-02		Yes		mg/L
Vinyl chloride	0/2	1.00E+00		1.7E-06		Yes	mg/L
cis-1,2-Dichloroethene	0/1	5.00E-01	2.0E-03		Yes		mg/L
cis-1,3-Dichloropropene	0/1	5.00E-03					mg/L
trans-1,2-Dichloroethene	0/1	5.00E-01	4.0E-03		Yes		mg/L
trans-1,3-Dichloropropene	0/1	5.00E-03					mg/L

----- AREA_CODE=h MEDIA=McNairy Groundwater -----

Analyte	Frequency of Detection	Maximum non-detected concentration	HI	ELCR	Exceed HI?	Exceed ELCR?	Units
1,1,1-Trichloroethane	0/4	5.00E-03	5.4E-02		No		mg/L
1,1,2-Trichloroethane	0/4	5.00E-03	8.1E-04	1.8E-05	Yes	Yes	mg/L
1,1-Dichloroethane	0/4	5.00E-03	2.7E-02		No		mg/L
1,1-Dichloroethene	0/4	5.00E-03	1.8E-03	9.3E-07	Yes	Yes	mg/L
1,2-Dichloroethane	0/4	5.00E-03	6.7E-04	1.1E-05	Yes	Yes	mg/L
Antimony	0/10	2.50E-01	5.6E-04		Yes		mg/L
Arsenic	0/10	5.00E-03	4.5E-04	3.5E-06	Yes	Yes	mg/L
Benzene	0/4	5.00E-03	4.0E-04	3.5E-05	Yes	Yes	mg/L
Beryllium	0/10	2.50E-02	2.6E-03	1.0E-06	Yes	Yes	mg/L
Bromodichloromethane	0/4	5.00E-03	4.0E-03	8.4E-05	Yes	Yes	mg/L
Cadmium	0/10	1.00E-01	6.6E-04		Yes		mg/L
Carbon tetrachloride	0/4	5.00E-03	1.2E-04	1.5E-05	Yes	Yes	mg/L
Chloroform	0/4	5.00E-03	2.0E-03	1.5E-05	Yes	Yes	mg/L

Table 6.2 Comparison of maximum quantitation limits of analytes not detected to human health risk-based screening criteria (continued)

----- AREA_CODE=h MEDIA=McNairy Groundwater -----
(continued)

Analyte	Frequency of Detection	Maximum non-detected concentration	HI	ELCR	Exceed HI?	Exceed ELCR?	Units
Chromium	0/8	6.00E-02	4.2E-03		Yes		mg/L
Cobalt	0/10	1.00E-01	9.1E-02		Yes		mg/L
Copper	0/10	1.00E-01	6.0E-02		Yes		mg/L
Dimethylbenzene	0/4	1.00E-02	4.0E-01		No		mg/L
Ethylbenzene	0/4	5.00E-03	4.5E-02		No		mg/L
Lead	0/8	2.50E-01	1.5E-07		Yes		mg/L
Mercury	0/8	2.00E-04	4.4E-04		No		mg/L
Molybdenum	0/9	1.00E-01	7.5E-03		Yes		mg/L
Nickel	0/10	1.00E-01	3.0E-02		Yes		mg/L
Polychlorinated biphenyl	0/1	1.00E-04		8.0E-06		Yes	mg/L
Selenium	0/10	1.00E-02	7.5E-03		Yes		mg/L
Silver	0/3	6.00E-02	7.5E-03		Yes		mg/L
Tetrachloroethene	0/4	5.00E-03	7.9E-03	5.7E-05	No	Yes	mg/L
Thallium	0/7	4.70E-01					mg/L
Toluene	0/4	5.00E-03	2.4E-02		No		mg/L
Trichloroethene	0/11	1.00E-03	1.2E-03	1.4E-04	No	Yes	mg/L
Uranium	0/11	1.00E-03	4.5E-03		No		mg/L
Vinyl chloride	0/4	1.00E-02		1.7E-06		Yes	mg/L
cis-1,2-Dichloroethene	0/4	5.00E-03	2.0E-03		Yes		mg/L
trans-1,2-Dichloroethene	0/4	5.00E-03	4.0E-03		Yes		mg/L

----- AREA_CODE=h MEDIA=Other Groundwater -----

Analyte	Frequency of Detection	Maximum non-detected concentration	HI	ELCR	Exceed HI?	Exceed ELCR?	Units
1,1,1-Trichloroethane	0/1	5.00E-03	5.4E-02		No		mg/L
1,1,2-Trichloroethane	0/1	5.00E-03	8.1E-04	1.8E-05	Yes	Yes	mg/L
1,1-Dichloroethane	0/1	5.00E-03	2.7E-02		No		mg/L
1,1-Dichloroethene	0/1	5.00E-03	1.8E-03	9.3E-07	Yes	Yes	mg/L
1,2-Dichloroethane	0/1	5.00E-03	6.7E-04	1.1E-05	Yes	Yes	mg/L
Arsenic	0/28	5.00E-03	4.5E-04	3.5E-06	Yes	Yes	mg/L
Benzene	0/1	5.00E-03	4.0E-04	3.5E-05	Yes	Yes	mg/L
Beryllium	0/28	1.50E-02	2.6E-03	1.0E-06	Yes	Yes	mg/L
Bromodichloromethane	0/1	5.00E-03	4.0E-03	8.4E-05	Yes	Yes	mg/L
Cadmium	0/28	2.50E-02	6.6E-04		Yes		mg/L
Carbon tetrachloride	0/1	5.00E-03	1.2E-04	1.5E-05	Yes	Yes	mg/L

Table 6.2 Comparison of maximum quantitation limits of analytes not detected to human health risk-based screening criteria (continued)

----- AREA_CODE=h MEDIA=Other Groundwater -----
(continued)

Analyte	Frequency of Detection	Maximum non-detected concentration	HI	ELCR	Exceed HI?	Exceed ELCR?	Units
Chloroform	0/1	5.00E-03	2.0E-03	1.5E-05	Yes	Yes	mg/L
Cobalt	0/28	5.00E-02	9.1E-02		No		mg/L
Dimethylbenzene	0/1	1.00E-02	4.0E-01		No		mg/L
Ethylbenzene	0/1	5.00E-03	4.5E-02		No		mg/L
Lead	0/28	2.50E-01	1.5E-07		Yes		mg/L
Molybdenum	0/28	5.50E-02	7.5E-03		Yes		mg/L
Polychlorinated biphenyl	0/1	1.70E-04		8.0E-06		Yes	mg/L
Selenium	0/28	1.50E-02	7.5E-03		Yes		mg/L
Tetrachloroethene	0/1	5.00E-03	7.9E-03	5.7E-05	No	Yes	mg/L
Toluene	0/1	5.00E-03	2.4E-02		No		mg/L
Trichloroethene	0/29	1.00E-03	1.2E-03	1.4E-04	No	Yes	mg/L
Uranium	0/26	1.00E-03	4.5E-03		No		mg/L
Vinyl chloride	0/1	1.00E-02		1.7E-06		Yes	mg/L
cis-1,2-Dichloroethene	0/1	5.00E-03	2.0E-03		Yes		mg/L
trans-1,2-Dichloroethene	0/1	5.00E-03	4.0E-03		Yes		mg/L

----- AREA_CODE=h MEDIA=RGa Groundwater -----

Analyte	Frequency of Detection	Maximum non-detected concentration	HI	ELCR	Exceed HI?	Exceed ELCR?	Units
1,1,1-Trichloroethane	0/10	5.00E-03	5.4E-02		No		mg/L
1,1,2-Trichloroethane	0/10	5.00E-03	8.1E-04	1.8E-05	Yes	Yes	mg/L
1,1-Dichloroethane	0/10	5.00E-03	2.7E-02		No		mg/L
1,1-Dichloroethene	0/10	5.00E-03	1.8E-03	9.3E-07	Yes	Yes	mg/L
1,2-Dichloroethane	0/10	5.00E-03	6.7E-04	1.1E-05	Yes	Yes	mg/L
Antimony	0/11	2.50E-01	5.6E-04		Yes		mg/L
Benzene	0/10	5.00E-03	4.0E-04	3.5E-05	Yes	Yes	mg/L
Beryllium	0/11	2.50E-02	2.6E-03	1.0E-06	Yes	Yes	mg/L
Bromodichloromethane	0/10	5.00E-03	4.0E-03	8.4E-05	Yes	Yes	mg/L
Cadmium	0/11	1.00E-01	6.6E-04		Yes		mg/L
Carbon tetrachloride	0/10	5.00E-03	1.2E-04	1.5E-05	Yes	Yes	mg/L
Chloroethane	0/2	5.00E-03	3.1E-01		No		mg/L
Chloroform	0/10	5.00E-03	2.0E-03	1.5E-05	Yes	Yes	mg/L
Cobalt	0/11	1.00E-01	9.1E-02		Yes		mg/L
Dimethylbenzene	0/10	1.00E-02	4.0E-01		No		mg/L
Ethane	0/2	3.00E-02					mg/L

Table 6.2 Comparison of maximum quantitation limits of analytes not detected to human health risk-based screening criteria (continued)

----- AREA_CODE=h MEDIA=RGa Groundwater -----
(continued)

Analyte	Frequency of Detection	Maximum non-detected concentration	HI	ELCR	Exceed HI?	Exceed ELCR?	Units
Ethylbenzene	0/10	5.00E-03	4.5E-02		No		mg/L
Ethylene	0/2	3.00E-02					mg/L
Lead	0/3	2.50E-01	1.5E-07		Yes		mg/L
Mercury	0/3	2.00E-04	4.4E-04		No		mg/L
Molybdenum	0/8	1.00E-01	7.5E-03		Yes		mg/L
Polychlorinated biphenyl	0/2	1.70E-04		8.0E-06		Yes	mg/L
Selenium	0/6	5.00E-03	7.5E-03		No		mg/L
Silver	0/6	6.00E-02	7.5E-03		Yes		mg/L
Tetrachloroethene	0/10	5.00E-03	7.9E-03	5.7E-05	No	Yes	mg/L
Thallium	0/5	6.00E-02					mg/L
Toluene	0/10	5.00E-03	2.4E-02		No		mg/L
Vinyl chloride	0/10	1.00E-02		1.7E-06		Yes	mg/L
trans-1,2-Dichloroethene	0/10	5.00E-03	4.0E-03		Yes		mg/L

----- AREA_CODE=h MEDIA=UCRS Groundwater -----

Analyte	Frequency of Detection	Maximum non-detected concentration	HI	ELCR	Exceed HI?	Exceed ELCR?	Units
1,1,1-Trichloroethane	0/3	5.00E-03	5.4E-02		No		mg/L
1,1,2-Trichloroethane	0/3	5.00E-03	8.1E-04	1.8E-05	Yes	Yes	mg/L
1,1-Dichloroethane	0/3	5.00E-03	2.7E-02		No		mg/L
1,1-Dichloroethene	0/3	5.00E-03	1.8E-03	9.3E-07	Yes	Yes	mg/L
1,2-Dichloroethane	0/3	5.00E-03	6.7E-04	1.1E-05	Yes	Yes	mg/L
Antimony	0/3	1.85E-01	5.6E-04		Yes		mg/L
Arsenic	0/3	5.00E-03	4.5E-04	3.5E-06	Yes	Yes	mg/L
Benzene	0/3	5.00E-03	4.0E-04	3.5E-05	Yes	Yes	mg/L
Beryllium	0/3	1.50E-02	2.6E-03	1.0E-06	Yes	Yes	mg/L
Bromodichloromethane	0/3	5.00E-03	4.0E-03	8.4E-05	Yes	Yes	mg/L
Cadmium	0/3	2.50E-02	6.6E-04		Yes		mg/L
Carbon tetrachloride	0/3	5.00E-03	1.2E-04	1.5E-05	Yes	Yes	mg/L
Chloroform	0/3	5.00E-03	2.0E-03	1.5E-05	Yes	Yes	mg/L
Chromium	0/3	6.00E-02	4.2E-03		Yes		mg/L
Cobalt	0/3	5.00E-02	9.1E-02		No		mg/L
Copper	0/3	2.50E-02	6.0E-02		No		mg/L
Dimethylbenzene	0/3	1.00E-02	4.0E-01		No		mg/L
Ethylbenzene	0/3	5.00E-03	4.5E-02		No		mg/L

Table 6.2 Comparison of maximum quantitation limits of analytes not detected to human health risk-based screening criteria (continued)

----- AREA_CODE=h MEDIA=UCRS Groundwater -----
(continued)

Analyte	Frequency of Detection	Maximum non-detected concentration	HI	ELCR	Exceed HI?	Exceed ELCR?	Units
Lead	0/1	2.50E-01	1.5E-07		Yes		mg/L
Mercury	0/1	2.00E-04	4.4E-04		No		mg/L
Molybdenum	0/2	5.00E-02	7.5E-03		Yes		mg/L
Polychlorinated biphenyl	0/1	1.70E-04		8.0E-06		Yes	mg/L
Selenium	0/1	5.00E-03	7.5E-03		No		mg/L
Silver	0/1	6.00E-02	7.5E-03		Yes		mg/L
Tetrachloroethene	0/3	5.00E-03	7.9E-03	5.7E-05	No	Yes	mg/L
Thallium	0/2	6.00E-02					mg/L
Toluene	0/3	5.00E-03	2.4E-02		No		mg/L
Trichloroethene	0/10	1.00E-03	1.2E-03	1.4E-04	No	Yes	mg/L
Uranium	0/6	1.00E-03	4.5E-03		No		mg/L
Vinyl chloride	0/3	1.00E-02		1.7E-06		Yes	mg/L
cis-1,2-Dichloroethene	0/3	5.00E-03	2.0E-03		Yes		mg/L
trans-1,2-Dichloroethene	0/3	5.00E-03	4.0E-03		Yes		mg/L

----- AREA_CODE=i MEDIA=McNairy Groundwater -----

Analyte	Frequency of Detection	Maximum non-detected concentration	HI	ELCR	Exceed HI?	Exceed ELCR?	Units
1,1,1-Trichloroethane	0/4	5.00E-03	5.4E-02		No		mg/L
1,1,2-Trichloroethane	0/4	5.00E-03	8.1E-04	1.8E-05	Yes	Yes	mg/L
1,1-Dichloroethane	0/4	5.00E-03	2.7E-02		No		mg/L
1,1-Dichloroethene	0/4	5.00E-03	1.8E-03	9.3E-07	Yes	Yes	mg/L
1,2-Dichloroethane	0/4	5.00E-03	6.7E-04	1.1E-05	Yes	Yes	mg/L
Antimony	0/3	1.85E-01	5.6E-04		Yes		mg/L
Arsenic	0/3	5.00E-03	4.5E-04	3.5E-06	Yes	Yes	mg/L
Benzene	0/4	5.00E-03	4.0E-04	3.5E-05	Yes	Yes	mg/L
Beryllium	0/3	1.50E-02	2.6E-03	1.0E-06	Yes	Yes	mg/L
Bromodichloromethane	0/4	5.00E-03	4.0E-03	8.4E-05	Yes	Yes	mg/L
Cadmium	0/3	2.50E-02	6.6E-04		Yes		mg/L
Carbon tetrachloride	0/4	5.00E-03	1.2E-04	1.5E-05	Yes	Yes	mg/L
Chloroform	0/4	5.00E-03	2.0E-03	1.5E-05	Yes	Yes	mg/L
Chromium	0/3	6.00E-02	4.2E-03		Yes		mg/L
Cobalt	0/3	5.00E-02	9.1E-02		No		mg/L
Copper	0/3	2.50E-02	6.0E-02		No		mg/L
Dimethylbenzene	0/4	1.00E-02	4.0E-01		No		mg/L

Table 6.2 Comparison of maximum quantitation limits of analytes not detected to human health risk-based screening criteria (continued)

----- AREA_CODE=i MEDIA=McNairy Groundwater -----
(continued)

Analyte	Frequency of Detection	Maximum non-detected concentration	HI	ELCR	Exceed HI?	Exceed ELCR?	Units
Ethylbenzene	0/4	5.00E-03	4.5E-02		No		mg/L
Lead	0/1	6.00E-02	1.5E-07		Yes		mg/L
Mercury	0/1	2.00E-04	4.4E-04		No		mg/L
Molybdenum	0/2	5.00E-02	7.5E-03		Yes		mg/L
Nickel	0/3	1.00E-01	3.0E-02		Yes		mg/L
Polychlorinated biphenyl	0/1	1.00E-04		8.0E-06		Yes	mg/L
Selenium	0/1	5.00E-03	7.5E-03		No		mg/L
Silver	0/1	6.00E-02	7.5E-03		Yes		mg/L
Tetrachloroethene	0/4	5.00E-03	7.9E-03	5.7E-05	No	Yes	mg/L
Thallium	0/2	6.00E-02					mg/L
Toluene	0/4	5.00E-03	2.4E-02		No		mg/L
Trichloroethene	0/9	1.00E-03	1.2E-03	1.4E-04	No	Yes	mg/L
Vinyl chloride	0/4	1.00E-02		1.7E-06		Yes	mg/L
Zinc	0/3	3.00E-02	4.5E-01		No		mg/L
cis-1,2-Dichloroethene	0/4	5.00E-03	2.0E-03		Yes		mg/L
trans-1,2-Dichloroethene	0/4	5.00E-03	4.0E-03		Yes		mg/L

----- AREA_CODE=i MEDIA=RGa Groundwater -----

Analyte	Frequency of Detection	Maximum non-detected concentration	HI	ELCR	Exceed HI?	Exceed ELCR?	Units
1,1,1,2-Tetrachloroethane	0/340	1.00E-02	6.0E-03	3.9E-05	Yes	Yes	mg/L
1,1,2,2-Tetrachloroethane	0/404	1.00E-02		5.0E-06		Yes	mg/L
1,1,2-Trichloro-1,2,2-trifluoroethane	0/51	5.00E-03	1.9E+00		No		mg/L
1,1,2-Trichloroethane	0/522	5.00E-03	8.1E-04	1.8E-05	Yes	Yes	mg/L
1,1-Dichloroethane	0/506	5.00E-03	2.7E-02		No		mg/L
1,1-Dichloroethene	0/509	5.00E-03	1.8E-03	9.3E-07	Yes	Yes	mg/L
1,1-Dichloropropene	0/20	5.00E-03					mg/L
1,2,3-Trichloropropane	0/404	1.50E-02	1.1E-03	3.9E-07	Yes	Yes	mg/L
1,2,4,5-Tetrachlorobenzene	0/20	1.00E-02	3.5E-04		Yes		mg/L
1,2,4-Trichlorobenzene	0/22	2.00E-02	6.6E-03		Yes		mg/L
1,2-Dibromo-3-chloropropane	0/308	1.00E-02	1.3E-05	3.7E-06	Yes	Yes	mg/L
1,2-Dibromoethane	0/328	1.00E-02	1.3E-05	5.9E-08	Yes	Yes	mg/L
1,2-Dichloroethane	0/524	5.00E-03	6.7E-04	1.1E-05	Yes	Yes	mg/L
1,2-Dichloropropane	0/340	1.00E-02	2.7E-04	7.6E-05	Yes	Yes	mg/L
1,3,5-Trinitrobenzene	0/20	1.00E-02	4.5E-02		No		mg/L

Table 6.2 Comparison of maximum quantitation limits of analytes not detected to human health risk-based screening criteria (continued)

----- AREA_CODE=i MEDIA=RGa Groundwater -----
 (continued)

Analyte	Frequency of Detection	Maximum non-detected concentration	HI	ELCR	Exceed HI?	Exceed ELCR?	Units
1,3-Dichlorobenzene	0/35	2.00E-02	5.3E-04		Yes		mg/L
1,3-Dichloropropane	0/20	3.00E-04					mg/L
1,3-Dinitrobenzene	0/20	1.00E-02	1.5E-04		Yes		mg/L
1,4-Difluorobenzene	0/13	5.00E-03					mg/L
1,4-Dioxane	0/20	1.50E-01		4.8E-04		Yes	mg/L
1,4-Naphthoquinone	0/20	1.00E-02					mg/L
1-Naphthalenamine	0/20	1.00E-02					mg/L
2,2-Dichloropropane	0/20	5.00E-04					mg/L
2,3,4,6-Tetrachlorophenol	0/20	1.00E-02	3.9E-02		No		mg/L
2,4,5-T	0/20	1.07E-03	1.4E-02		No		mg/L
2,4,5-Trichlorophenol	0/22	2.00E-02	2.0E-02		Yes		mg/L
2,4,6-Trichlorophenol	0/22	2.00E-02		4.0E-04		Yes	mg/L
2,4-D	0/20	1.07E-02	1.5E-02		No		mg/L
2,4-Dichlorophenol	0/22	2.00E-02	4.1E-03		Yes		mg/L
2,4-Dimethylphenol	0/22	2.00E-02	3.9E-03		Yes		mg/L
2,4-Dinitrophenol	0/22	5.00E-02	3.0E-03		Yes		mg/L
2,4-Dinitrotoluene	0/22	2.00E-02	3.0E-03	7.7E-06	Yes	Yes	mg/L
2,6-Dichlorophenol	0/20	1.00E-02					mg/L
2,6-Dinitrotoluene	0/22	2.00E-02	1.5E-03	7.7E-06	Yes	Yes	mg/L
2-Acetylaminofluorene	0/20	1.00E-02					mg/L
2-Chloro-1,3-butadiene	0/20	5.00E-03	4.6E-04		Yes		mg/L
2-Chloroethyl vinyl ether	0/372	2.00E-02					mg/L
2-Chloronaphthalene	0/22	2.00E-02	1.5E-02		Yes		mg/L
2-Chlorophenol	0/22	2.00E-02	1.0E-03		Yes		mg/L
2-Hexanone	0/404	5.00E-02					mg/L
2-Methyl-4,6-dinitrophenol	0/22	2.00E-02					mg/L
2-Methylnaphthalene	0/22	2.00E-02					mg/L
2-Methylphenol	0/22	2.00E-02	7.2E-02		No		mg/L
2-Naphthalenamine	0/20	1.00E-02					mg/L
2-Nitrobenzenamine	0/22	5.00E-02	1.2E-05		Yes		mg/L
2-Nitrophenol	0/22	2.00E-02					mg/L
3,3'-Dichlorobenzidine	0/22	2.00E-02		1.1E-05		Yes	mg/L
3,3'-Dimethylbenzidine	0/20	1.00E-02		5.6E-07		Yes	mg/L
3-Methylcholanthrene	0/20	1.00E-02					mg/L
3-Methylphenol	0/20	1.00E-02	7.2E-02		No		mg/L
3-Nitrobenzenamine	0/22	5.00E-02					mg/L
4,4'-DDD	0/20	1.00E-02		1.3E-05		Yes	mg/L
4,4'-DDE	0/20	1.00E-02		9.8E-06		Yes	mg/L
4,4'-DDT	0/20	1.00E-02	4.0E-04	7.6E-06	Yes	Yes	mg/L

Table 6.2 Comparison of maximum quantitation limits of analytes not detected to human health risk-based screening criteria (continued)

----- AREA_CODE=i MEDIA=RGa Groundwater -----
(continued)

Analyte	Frequency of Detection	Maximum non-detected concentration	HI	ELCR	Exceed HI?	Exceed ELCR?	Units
4-Aminobiphenyl	0/20	1.00E-02					mg/L
4-Bromophenyl phenyl ether	0/22	2.00E-02					mg/L
4-Chloro-3-methylphenol	0/22	2.00E-02					mg/L
4-Chlorobenzeneamine	0/22	2.00E-02	5.6E-03		Yes		mg/L
4-Chlorophenyl phenyl ether	0/22	2.00E-02					mg/L
4-Methylphenol	0/22	2.00E-02	7.3E-03		Yes		mg/L
4-Nitrobenzenamine	0/22	5.00E-02					mg/L
4-Nitrophenol	0/22	5.00E-02	1.3E-02		Yes		mg/L
5-(2-Propenyl)-1,3-benzodioxole (Safrole)	0/20	1.00E-02					mg/L
5-Nitro-o-toluidine	0/20	1.00E-02		1.6E-04		Yes	mg/L
7,12-Dimethylbenz(a)anthracene	0/20	1.00E-02					mg/L
Acenaphthene	0/22	2.00E-02	1.1E-02		Yes		mg/L
Acenaphthylene	0/22	2.00E-02					mg/L
Acetonitrile	0/20	6.00E-02	2.8E-03		Yes		mg/L
Acetophenone	0/20	1.00E-02	1.3E-06		Yes		mg/L
Acrolein	0/354	1.00E-01	1.3E-06		Yes		mg/L
Aldrin	0/20	1.00E-02	4.5E-05	3.1E-07	Yes	Yes	mg/L
Allyl chloride	0/20	1.00E-01	6.7E-05		Yes		mg/L
Anthracene	0/22	2.00E-02	5.7E-02		No		mg/L
Benz(a)anthracene	0/22	2.00E-02		1.3E-06		Yes	mg/L
Benzenemethanol	0/20	2.00E-02	4.5E-01		No		mg/L
Benzo(a)pyrene	0/22	2.00E-02		9.5E-08		Yes	mg/L
Benzo(b)fluoranthene	0/22	2.00E-02		9.3E-07		Yes	mg/L
Benzo(ghi)perylene	0/22	2.00E-02					mg/L
Benzo(k)fluoranthene	0/22	2.00E-02		1.7E-05		Yes	mg/L
Bis(2-chloroethoxy)methane	0/22	2.00E-02					mg/L
Bis(2-chloroethyl) ether	0/22	2.00E-02		9.2E-07		Yes	mg/L
Bis(2-chloroisopropyl) ether	0/2	2.00E-02		2.4E-05		Yes	mg/L
Bis(2-chloroisopropyl)ether	0/20	1.00E-02		2.4E-05		Yes	mg/L
Bromochloromethane	0/391	5.00E-03					mg/L
Bromodichloromethane	0/524	1.00E-02	4.0E-03	8.4E-05	Yes	Yes	mg/L
Bromoform	0/404	1.00E-02	4.0E-03	2.2E-04	Yes	Yes	mg/L
Butyl benzyl phthalate	0/22	2.00E-02	2.6E-01		No		mg/L
Carbon disulfide	0/403	1.00E-01	3.5E-02		Yes		mg/L
Carbon tetrachloride	0/524	2.50E-02	1.2E-04	1.5E-05	Yes	Yes	mg/L
Carbonate	0/3	1.00E+00					mg/L
Chlordene	0/10	2.00E-03					mg/L
Chlorobenzilate	0/20	1.00E-02	2.8E-02	1.8E-05	No	Yes	mg/L
Chromium, hexavalent	0/8	1.00E-02	4.2E-03		Yes		mg/L

Table 6.2 Comparison of maximum quantitation limits of analytes not detected to human health risk-based screening criteria (continued)

----- AREA_CODE=i MEDIA=RGa Groundwater -----
(continued)

Analyte	Frequency of Detection	Maximum non-detected concentration	HI	ELCR	Exceed HI?	Exceed ELCR?	Units
Cyanide	0/20	2.00E-02	2.8E-02		No		mg/L
Di-n-octylphthalate	0/22	2.00E-02	6.9E-04		Yes		mg/L
Diallate	0/20	1.00E-02		8.6E-05		Yes	mg/L
Dibenz(a,h)anthracene	0/22	2.00E-02		4.6E-08		Yes	mg/L
Dibenzofuran	0/22	2.00E-02	1.6E-03		Yes		mg/L
Dibromochloromethane	0/404	1.00E-02	4.0E-03	6.2E-05	Yes	Yes	mg/L
Dibromomethane	0/404	1.00E-02	2.0E-03		Yes		mg/L
Dieldrin	0/20	1.00E-02	7.2E-05	3.1E-07	Yes	Yes	mg/L
Diethyl phthalate	0/22	2.00E-02	1.2E+00		No		mg/L
Dimethoate	0/20	1.00E-02	3.0E-04		Yes		mg/L
Dimethyl phthalate	0/22	2.00E-02	1.5E+01		No		mg/L
Dinoseb	0/20	1.00E-02	1.4E-03		Yes		mg/L
Diphenylamine	0/20	1.00E-02	3.3E-02		No		mg/L
Disulfoton	0/20	1.00E-02	5.6E-05		Yes		mg/L
Endosulfan I	0/20	1.00E-02					mg/L
Endosulfan II	0/20	1.20E-04					mg/L
Endosulfan sulfate	0/20	1.00E-02					mg/L
Endrin	0/20	2.00E-04	2.1E-04		No		mg/L
Endrin aldehyde	0/20	1.00E-02					mg/L
Ethyl cyanide	0/20	2.20E-01					mg/L
Ethyl methacrylate	0/384	1.00E-02	1.8E-02		No		mg/L
Ethyl methanesulfonate	0/20	1.00E-02					mg/L
Fluoranthene	0/22	2.00E-02	2.3E-02		No		mg/L
Fluorene	0/22	2.00E-02	7.4E-03		Yes		mg/L
Heptachlor	0/20	4.00E-04	7.4E-04	1.1E-06	No	Yes	mg/L
Heptachlor epoxide	0/20	2.00E-04	1.8E-05	5.1E-07	Yes	Yes	mg/L
Hexachloro-1-propene	0/20	1.00E-02					mg/L
Hexachlorobenzene	0/22	2.00E-02	7.5E-04	1.9E-06	Yes	Yes	mg/L
Hexachlorobutadiene	0/22	2.00E-02	2.2E-04	4.8E-05	Yes	Yes	mg/L
Hexachlorocyclopentadiene	0/22	2.00E-02	9.8E-03		Yes		mg/L
Hexachloroethane	0/22	2.00E-02	1.3E-03	3.3E-04	Yes	Yes	mg/L
Indeno(1,2,3-cd)pyrene	0/22	2.00E-02		6.3E-07		Yes	mg/L
Iodomethane	0/404	5.00E-03					mg/L
Isobutanol	0/20	2.80E+00	6.1E-02		Yes		mg/L
Isodrin	0/20	1.00E-02					mg/L
Isophorone	0/22	2.00E-02	3.0E-01	5.5E-03	No	Yes	mg/L
Isosafrole	0/20	1.00E-02					mg/L
Kepone	0/20	1.00E-02		2.8E-07		Yes	mg/L
Lindane	0/20	2.00E-04	4.4E-04	4.0E-06	No	Yes	mg/L

Table 6.2 Comparison of maximum quantitation limits of analytes not detected to human health risk-based screening criteria (continued)

----- AREA_CODE=i MEDIA=RGa Groundwater -----
(continued)

Analyte	Frequency of Detection	Maximum non-detected concentration	HI	ELCR	Exceed HI?	Exceed ELCR?	Units
Methacrylonitrile	0/20	2.00E-02	3.6E-05		Yes		mg/L
Methapyrilene	0/20	1.00E-02					mg/L
Methoxychlor	0/20	4.00E-02	7.2E-03		Yes		mg/L
Methyl methacrylate	0/20	2.00E-02	4.6E-02		No		mg/L
Methyl methanesulfonate	0/20	1.00E-02					mg/L
Methyl parathion	0/20	1.00E-02	3.8E-04		Yes		mg/L
N-Nitroso-di-n-butylamine	0/20	1.00E-02		1.9E-07		Yes	mg/L
N-Nitroso-di-n-propylamine	0/22	2.00E-02		7.4E-07		Yes	mg/L
N-Nitrosodiethylamine	0/20	1.00E-02		3.5E-08		Yes	mg/L
N-Nitrosodimethylamine	0/20	1.00E-02		1.0E-07		Yes	mg/L
N-Nitrosodiphenylamine	0/22	2.00E-02		9.5E-04		Yes	mg/L
N-Nitrosomethylethylamine	0/20	1.00E-02		2.4E-07		Yes	mg/L
N-Nitrosopiperidine	0/20	1.00E-02					mg/L
N-Nitrosopyrrolidine	0/20	1.00E-02		2.5E-06		Yes	mg/L
Naphthalene	0/22	2.00E-02	2.0E-04		Yes		mg/L
Nitrobenzene	0/22	2.00E-02	1.1E-04		Yes		mg/L
O,O,O-Triethylphosphorothioate	0/20	1.00E-02					mg/L
PCB-1016	0/20	6.00E-04	4.7E-05	5.3E-06	Yes	Yes	mg/L
PCB-1221	0/20	6.00E-04		1.1E-05		Yes	mg/L
PCB-1232	0/20	6.00E-04		1.3E-05		Yes	mg/L
PCB-1242	0/20	6.00E-04		1.2E-05		Yes	mg/L
PCB-1248	0/20	6.00E-04		7.8E-06		Yes	mg/L
PCB-1260	0/20	1.10E-03		4.4E-06		Yes	mg/L
Parathion	0/20	1.00E-02	8.6E-03		Yes		mg/L
Pentachlorobenzene	0/20	1.00E-02	8.1E-04		Yes		mg/L
Pentachlorodibenzofuran	0/20	1.00E-08					mg/L
Pentachloroethane	0/20	1.00E-02					mg/L
Pentachloronitrobenzene	0/20	1.00E-02	4.1E-03	1.8E-05	Yes	Yes	mg/L
Pentachlorophenol	0/22	5.00E-02	2.3E-02	2.1E-05	Yes	Yes	mg/L
Phenacetin	0/20	1.00E-02					mg/L
Phenanthrene	0/22	2.00E-02					mg/L
Phenol	0/22	2.00E-02	9.0E-01		No		mg/L
Phorate	0/20	1.00E-02	3.0E-04		Yes		mg/L
Plutonium-239	0/3	0.00E+00		1.2E-01		No	pCi/L
Pronamide	0/20	1.00E-02	1.1E-01		No		mg/L
Pyrene	0/22	2.00E-02	1.8E-02		Yes		mg/L
Silvex	0/20	1.07E-03	1.1E-02		No		mg/L
Styrene	0/404	1.00E-02	4.5E-02		No		mg/L
Sulfide	0/20	1.00E+01					mg/L

Table 6.2 Comparison of maximum quantitation limits of analytes not detected to human health risk-based screening criteria (continued)

----- AREA_CODE=i MEDIA=RGa Groundwater -----
(continued)

Analyte	Frequency of Detection	Maximum non-detected concentration	HI	ELCR	Exceed HI?	Exceed ELCR?	Units
Thallium	0/378	4.70E-01					mg/L
Thionazin	0/20	1.00E-02					mg/L
Tin	0/20	4.00E+00	8.9E-01		Yes		mg/L
Total Phosphate as Phosphorus	0/8	2.00E+00	3.0E-05		Yes		mg/L
Toxaphene	0/20	3.00E-03		4.6E-06		Yes	mg/L
Trans-1,4-Dichloro-2-butene	0/372	1.00E-01					mg/L
Uranium-234	0/1			8.7E-01		No	pCi/L
Uranium-235	0/1						
Uranium-238	0/1			6.2E-01		No	pCi/L
Vinyl acetate	0/404	5.00E-02	1.3E-02		Yes		mg/L
alpha-BHC	0/20	1.00E-02		8.1E-07		Yes	mg/L
alpha-Chlordane	0/10	6.00E-05					mg/L
beta-BHC	0/20	4.00E-02		2.8E-06		Yes	mg/L
cis-1,3-Dichloropropene	0/404	1.50E-02					mg/L
cis-1,4-Dichloro-2-Butene	0/20	5.00E-03					mg/L
delta-BHC	0/20	3.00E-02					mg/L
gamma-Chlordane	0/10	6.00E-05					mg/L
o-Toluidine	0/20	1.00E-02		2.2E-05		Yes	mg/L
p-Dimethylaminoazobenzene	0/20	1.00E-02					mg/L
p-Phenylenediamine	0/20	1.00E-02	2.9E-01		No		mg/L

----- AREA_CODE=i MEDIA=UCRS Groundwater -----

Analyte	Frequency of Detection	Maximum non-detected concentration	HI	ELCR	Exceed HI?	Exceed ELCR?	Units
1,1,1,2-Tetrachloroethane	0/8	5.00E-03	6.0E-03	3.9E-05	No	Yes	mg/L
1,1,1-Trichloroethane	0/48	5.00E-03	5.4E-02		No		mg/L
1,1,2,2-Tetrachloroethane	0/28	5.00E-03		5.0E-06		Yes	mg/L
1,1,2-Trichloroethane	0/48	5.00E-03	8.1E-04	1.8E-05	Yes	Yes	mg/L
1,1-Dichloroethane	0/48	5.00E-03	2.7E-02		No		mg/L
1,1-Dichloroethene	0/48	5.00E-03	1.8E-03	9.3E-07	Yes	Yes	mg/L
1,2,3-Trichloropropane	0/28	1.50E-02	1.1E-03	3.9E-07	Yes	Yes	mg/L
1,2-Dibromo-3-chloropropane	0/8	5.00E-03	1.3E-05	3.7E-06	Yes	Yes	mg/L
1,2-Dibromoethane	0/8	5.00E-03	1.3E-05	5.9E-08	Yes	Yes	mg/L
1,2-Dichlorobenzene	0/8	5.00E-03	1.2E-02		No		mg/L
1,2-Dichloroethane	0/48	5.00E-03	6.7E-04	1.1E-05	Yes	Yes	mg/L

Table 6.2 Comparison of maximum quantitation limits of analytes not detected to human health risk-based screening criteria (continued)

----- AREA_CODE=i MEDIA=UCRS Groundwater -----
(continued)

Analyte	Frequency of Detection	Maximum non-detected concentration	HI	ELCR	Exceed HI?	Exceed ELCR?	Units
1,2-Dichloroethene	0/4	1.00E-03	1.8E-03		No		mg/L
1,2-Dichloropropane	0/8	5.00E-03	2.7E-04	7.6E-05	Yes	Yes	mg/L
1,3-Dichlorobenzene	0/4	1.00E-03	5.3E-04		Yes		mg/L
1,4-Dichlorobenzene	0/8	5.00E-03	5.3E-02	2.0E-04	No	Yes	mg/L
1,4-Difluorobenzene	0/4	5.00E-03					mg/L
2-Chloroethyl vinyl ether	0/28	2.00E-02					mg/L
2-Hexanone	0/28	5.00E-02					mg/L
4-Methyl-2-pentanone	0/28	1.00E-01	5.1E-03		Yes		mg/L
Acrolein	0/31	1.00E-01	1.3E-06		Yes		mg/L
Acrylonitrile	0/31	2.00E-01	1.2E-04	3.4E-06	Yes	Yes	mg/L
Americium-241	0/4	-1.00E-01		1.2E-01		No	pCi/L
Beryllium	0/22	1.50E-02	2.6E-03	1.0E-06	Yes	Yes	mg/L
Bromochloromethane	0/24	5.00E-03					mg/L
Bromoform	0/28	5.00E-03	4.0E-03	2.2E-04	Yes	Yes	mg/L
Bromomethane	0/28	1.00E-02	2.9E-04		Yes		mg/L
Carbon disulfide	0/28	1.00E-01	3.5E-02		Yes		mg/L
Carbon tetrachloride	0/48	5.00E-03	1.2E-04	1.5E-05	Yes	Yes	mg/L
Chlorobenzene	0/28	5.00E-03	1.3E-03		Yes		mg/L
Chloroethane	0/28	1.00E-02	3.1E-01		No		mg/L
Chloromethane	0/28	1.00E-02		1.3E-04		Yes	mg/L
Chromium, hexavalent	0/4	1.00E-02	4.2E-03		Yes		mg/L
Dibromomethane	0/28	5.00E-03	2.0E-03		Yes		mg/L
Dimethylbenzene	0/48	1.00E-02	4.0E-01		No		mg/L
Ethyl methacrylate	0/28	1.00E-02	1.8E-02		No		mg/L
Ethylbenzene	0/48	5.00E-03	4.5E-02		No		mg/L
Iodomethane	0/28	5.00E-03					mg/L
Molybdenum	0/9	5.00E-02	7.5E-03		Yes		mg/L
Polychlorinated biphenyl	0/29	1.70E-04		8.0E-06		Yes	mg/L
Styrene	0/28	1.00E-02	4.5E-02		No		mg/L
Tetrachloroethene	0/28	5.00E-03	7.9E-03	5.7E-05	No	Yes	mg/L
Toluene	0/48	5.00E-03	2.4E-02		No		mg/L
Total Phosphate as Phosphorus	0/4	2.00E+00	3.0E-05		Yes		mg/L
Trans-1,4-Dichloro-2-butene	0/28	1.00E-01					mg/L
Trichlorofluoromethane	0/28	5.00E-03	4.2E-02		No		mg/L
Vinyl acetate	0/28	5.00E-02	1.3E-02		Yes		mg/L
Vinyl chloride	0/48	1.00E-02		1.7E-06		Yes	mg/L
cis-1,2-Dichloroethene	0/28	5.00E-03	2.0E-03		Yes		mg/L
cis-1,3-Dichloropropene	0/28	1.00E-02					mg/L
trans-1,2-Dichloroethene	0/48	5.00E-03	4.0E-03		Yes		mg/L

Table 6.2 Comparison of maximum quantitation limits of analytes not detected to human health risk-based screening criteria (continued)

----- AREA_CODE=i MEDIA=UCRS Groundwater -----
(continued)

Analyte	Frequency of Detection	Maximum non-detected concentration	HI	ELCR	Exceed HI?	Exceed ELCR?	Units
trans-1,3-Dichloropropene	0/28	1.00E-02					mg/L

----- AREA_CODE=j MEDIA=McNairy Groundwater -----

Analyte	Frequency of Detection	Maximum non-detected concentration	HI	ELCR	Exceed HI?	Exceed ELCR?	Units
1,1,1-Trichloroethane	0/2	5.00E-03	5.4E-02		No		mg/L
1,1,2-Trichloroethane	0/2	5.00E-03	8.1E-04	1.8E-05	Yes	Yes	mg/L
1,2-Dichloroethane	0/2	5.00E-03	6.7E-04	1.1E-05	Yes	Yes	mg/L
Antimony	0/2	6.00E-02	5.6E-04		Yes		mg/L
Beryllium	0/2	4.00E-03	2.6E-03	1.0E-06	Yes	Yes	mg/L
Bromodichloromethane	0/2	5.00E-03	4.0E-03	8.4E-05	Yes	Yes	mg/L
Cadmium	0/2	1.00E-02	6.6E-04		Yes		mg/L
Carbon tetrachloride	0/2	5.00E-03	1.2E-04	1.5E-05	Yes	Yes	mg/L
Chloroform	0/2	5.00E-03	2.0E-03	1.5E-05	Yes	Yes	mg/L
Chromium	0/2	5.00E-02	4.2E-03		Yes		mg/L
Cobalt	0/2	5.00E-02	9.1E-02		No		mg/L
Copper	0/2	1.00E-02	6.0E-02		No		mg/L
Neptunium-237	0/2	-3.00E-01		1.3E-01		No	pCi/L
Nickel	0/2	5.00E-02	3.0E-02		Yes		mg/L
Nitrate as Nitrogen	0/2	1.00E+00	2.4E+00		No		mg/L
Plutonium-239	0/2	0.00E+00		1.2E-01		No	pCi/L
Tetrachloroethene	0/2	5.00E-03	7.9E-03	5.7E-05	No	Yes	mg/L
Trichloroethene	0/2	1.00E-03	1.2E-03	1.4E-04	No	Yes	mg/L
Vinyl chloride	0/2	1.00E-02		1.7E-06		Yes	mg/L
Zinc	0/2	5.00E-03	4.5E-01		No		mg/L
cis-1,2-Dichloroethene	0/2	5.00E-03	2.0E-03		Yes		mg/L
trans-1,2-Dichloroethene	0/2	5.00E-03	4.0E-03		Yes		mg/L

Table 6.2 Comparison of maximum quantitation limits of analytes not detected to human health risk-based screening criteria (continued)

----- AREA_CODE=j MEDIA=RGa Groundwater -----

Analyte	Frequency of Detection	Maximum non-detected concentration	HI	ELCR	Exceed HI?	Exceed ELCR?	Units
1,1,1-Trichloroethane	0/4	5.00E-03	5.4E-02		No		mg/L
1,1,2-Trichloroethane	0/4	5.00E-03	8.1E-04	1.8E-05	Yes	Yes	mg/L
1,2-Dichloroethane	0/4	5.00E-03	6.7E-04	1.1E-05	Yes	Yes	mg/L
Antimony	0/4	6.00E-02	5.6E-04		Yes		mg/L
Beryllium	0/4	4.00E-03	2.6E-03	1.0E-06	Yes	Yes	mg/L
Bromodichloromethane	0/4	5.00E-03	4.0E-03	8.4E-05	Yes	Yes	mg/L
Cadmium	0/4	1.00E-02	6.6E-04		Yes		mg/L
Carbon tetrachloride	0/4	5.00E-03	1.2E-04	1.5E-05	Yes	Yes	mg/L
Chloroform	0/4	5.00E-03	2.0E-03	1.5E-05	Yes	Yes	mg/L
Chromium	0/4	5.00E-02	4.2E-03		Yes		mg/L
Cobalt	0/4	5.00E-02	9.1E-02		No		mg/L
Plutonium-239	0/4	0.00E+00		1.2E-01		No	pCi/L
Tetrachloroethene	0/4	5.00E-03	7.9E-03	5.7E-05	No	Yes	mg/L
Trichloroethene	0/4	1.00E-03	1.2E-03	1.4E-04	No	Yes	mg/L
Uranium	0/4	1.00E-03	4.5E-03		No		mg/L
Vinyl chloride	0/4	1.00E-02		1.7E-06		Yes	mg/L
cis-1,2-Dichloroethene	0/4	5.00E-03	2.0E-03		Yes		mg/L
trans-1,2-Dichloroethene	0/4	5.00E-03	4.0E-03		Yes		mg/L

----- AREA_CODE=k MEDIA=Other Groundwater -----

Analyte	Frequency of Detection	Maximum non-detected concentration	HI	ELCR	Exceed HI?	Exceed ELCR?	Units
1,1,1,2-Tetrachloroethane	0/4	5.00E-03	6.0E-03	3.9E-05	No	Yes	mg/L
1,1,2,2-Tetrachloroethane	0/9	5.00E-03		5.0E-06		Yes	mg/L
1,1,2-Trichloroethane	0/70	2.50E-01	8.1E-04	1.8E-05	Yes	Yes	mg/L
1,2,3-Trichloropropane	0/4	5.00E-03	1.1E-03	3.9E-07	Yes	Yes	mg/L
1,2,4,5-Tetrachlorobenzene	0/4	1.00E-02	3.5E-04		Yes		mg/L
1,2,4-Trichlorobenzene	0/10	1.00E-02	6.6E-03		Yes		mg/L
1,2-Dibromo-3-chloropropane	0/4	5.00E-03	1.3E-05	3.7E-06	Yes	Yes	mg/L
1,2-Dibromoethane	0/4	5.00E-03	1.3E-05	5.9E-08	Yes	Yes	mg/L
1,2-Dichlorobenzene	0/12	1.00E-02	1.2E-02		No		mg/L
1,2-Dichloroethane	0/70	2.50E-01	6.7E-04	1.1E-05	Yes	Yes	mg/L
1,2-Dichloropropane	0/9	5.00E-03	2.7E-04	7.6E-05	Yes	Yes	mg/L
1,3,5-Trinitrobenzene	0/5	1.00E-02	4.5E-02		No		mg/L
1,3-Dichlorobenzene	0/12	1.00E-02	5.3E-04		Yes		mg/L
1,3-Dinitrobenzene	0/5	2.00E-02	1.5E-04		Yes		mg/L

Table 6.2 Comparison of maximum quantitation limits of analytes not detected to human health risk-based screening criteria (continued)

----- AREA_CODE=k MEDIA=Other Groundwater -----
(continued)

Analyte	Frequency of Detection	Maximum non-detected concentration	HI	ELCR	Exceed HI?	Exceed ELCR?	Units
1,4-Dichlorobenzene	0/12	1.00E-02	5.3E-02	2.0E-04	No	Yes	mg/L
1,4-Dioxane	0/4	1.50E-01		4.8E-04		Yes	mg/L
1,4-Naphthoquinone	0/4	2.00E-02					mg/L
1-Naphthalenamine	0/4	5.00E-02					mg/L
2,3,4,6-Tetrachlorophenol	0/4	3.00E-02	3.9E-02		No		mg/L
2,4,5-T	0/4	6.00E-04	1.4E-02		No		mg/L
2,4,5-Trichlorophenol	0/10	5.00E-02	2.0E-02		Yes		mg/L
2,4,6-Trichlorophenol	0/10	4.00E-02		4.0E-04		Yes	mg/L
2,4-D	0/4	3.60E-03	1.5E-02		No		mg/L
2,4-Dichlorophenol	0/10	3.00E-02	4.1E-03		Yes		mg/L
2,4-Dimethylphenol	0/10	1.00E-02	3.9E-03		Yes		mg/L
2,4-Dinitrophenol	0/10	5.00E-02	3.0E-03		Yes		mg/L
2,4-Dinitrotoluene	0/10	1.00E-02	3.0E-03	7.7E-06	Yes	Yes	mg/L
2,6-Dichlorophenol	0/4	3.00E-02					mg/L
2,6-Dinitrotoluene	0/10	1.00E-02	1.5E-03	7.7E-06	Yes	Yes	mg/L
2-Acetylaminofluorene	0/4	2.00E-02					mg/L
2-Amino-4,6-Dinitrotoluene	0/1	2.60E-04					mg/L
2-Butanone	0/9	1.00E-01	6.2E-02		Yes		mg/L
2-Chloro-1,3-butadiene	0/4	5.00E-03	4.6E-04		Yes		mg/L
2-Chloroethyl vinyl ether	0/4	2.00E-02					mg/L
2-Chloronaphthalene	0/10	1.00E-02	1.5E-02		No		mg/L
2-Chlorophenol	0/10	4.00E-02	1.0E-03		Yes		mg/L
2-Hexanone	0/9	5.00E-02					mg/L
2-Methyl-4,6-dinitrophenol	0/10	5.00E-02					mg/L
2-Methylnaphthalene	0/10	2.00E-02					mg/L
2-Methylphenol	0/10	3.00E-02	7.2E-02		No		mg/L
2-Methylpyridine	0/4	5.00E-02					mg/L
2-Naphthalenamine	0/4	5.00E-02					mg/L
2-Nitrobenzenamine	0/10	5.00E-02	1.2E-05		Yes		mg/L
2-Nitrophenol	0/10	3.00E-02					mg/L
2-Nitrotoluene	0/1	2.50E-04	1.5E-02		No		mg/L
3,3'-Dichlorobenzidine	0/10	4.00E-02		1.1E-05		Yes	mg/L
3,3'-Dimethylbenzidine	0/4	1.00E-02		5.6E-07		Yes	mg/L
3-Methylcholanthrene	0/4	1.00E-02					mg/L
3-Methylphenol	0/4	5.00E-02	7.2E-02		No		mg/L
3-Nitrobenzenamine	0/10	5.00E-02					mg/L
4,4'-DDD	0/10	3.30E-03		1.3E-05		Yes	mg/L
4,4'-DDE	0/10	3.30E-03		9.8E-06		Yes	mg/L
4,4'-DDT	0/10	3.30E-03	4.0E-04	7.6E-06	Yes	Yes	mg/L

Table 6.2 Comparison of maximum quantitation limits of analytes not detected to human health risk-based screening criteria (continued)

----- AREA_CODE=k MEDIA=Other Groundwater -----
(continued)

Analyte	Frequency of Detection	Maximum non-detected concentration	HI	ELCR	Exceed HI?	Exceed ELCR?	Units
4-Amino-2,6-Dinitrotoluene	0/1	2.60E-04					mg/L
4-Aminobiphenyl	0/4	5.00E-02					mg/L
4-Bromophenyl phenyl ether	0/10	1.00E-02					mg/L
4-Chloro-3-methylphenol	0/10	3.00E-02					mg/L
4-Chlorobenzenamine	0/10	3.00E-02	5.6E-03		Yes		mg/L
4-Chlorophenyl phenyl ether	0/10	1.00E-02					mg/L
4-Methyl-2-pentanone	0/9	5.00E-02	5.1E-03		Yes		mg/L
4-Methylphenol	0/10	5.00E-02	7.3E-03		Yes		mg/L
4-Nitrobenzenamine	0/10	5.00E-02					mg/L
4-Nitrophenol	0/10	5.00E-02	1.3E-02		Yes		mg/L
4-Nitroquinoline-1-oxide	0/4	4.00E-02					mg/L
5-(2-Propenyl)-1,3-benzodioxole (Safrole)	0/4	1.00E-02					mg/L
5-Nitro-o-toluidine	0/4	3.00E-02		1.6E-04		Yes	mg/L
7,12-Dimethylbenz(a)anthracene	0/4	1.00E-02					mg/L
Acenaphthene	0/10	1.00E-02	1.1E-02		No		mg/L
Acenaphthylene	0/10	1.00E-02					mg/L
Acetonitrile	0/4	5.00E-02	2.8E-03		Yes		mg/L
Acetophenone	0/4	1.50E-02	1.3E-06		Yes		mg/L
Acrolein	0/4	5.00E-02	1.3E-06		Yes		mg/L
Acrylonitrile	0/4	5.00E-02	1.2E-04	3.4E-06	Yes	Yes	mg/L
Aldrin	0/10	1.70E-03	4.5E-05	3.1E-07	Yes	Yes	mg/L
Allyl chloride	0/4	5.00E-03	6.7E-05		Yes		mg/L
Aniline	0/4	3.00E-02		8.1E-04		Yes	mg/L
Anthracene	0/10	1.00E-02	5.7E-02		No		mg/L
Aramite	0/4	3.00E-02	6.7E-02	1.8E-04	No	Yes	mg/L
Azinphos-methyl	0/4	1.00E-04					mg/L
Benz(a)anthracene	0/10	1.00E-02		1.3E-06		Yes	mg/L
Benzene	0/74	2.50E-01	4.0E-04	3.5E-05	Yes	Yes	mg/L
Benzenemethanol	0/4	1.00E-02	4.5E-01		No		mg/L
Benzo(a)pyrene	0/10	1.00E-02		9.5E-08		Yes	mg/L
Benzo(b)fluoranthene	0/10	1.00E-02		9.3E-07		Yes	mg/L
Benzo(ghi)perylene	0/10	1.00E-02					mg/L
Benzo(k)fluoranthene	0/10	1.00E-02		1.7E-05		Yes	mg/L
Bis(2-chloroethoxy)methane	0/10	3.00E-02					mg/L
Bis(2-chloroethyl) ether	0/10	2.00E-02		9.2E-07		Yes	mg/L
Bis(2-chloroisopropyl) ether	0/10	1.00E-02		2.4E-05		Yes	mg/L
Bis(2-ethylhexyl)phthalate	0/10	3.00E-02	2.6E-02	3.1E-04	Yes	Yes	mg/L
Bromodichloromethane	0/70	2.50E-01	4.0E-03	8.4E-05	Yes	Yes	mg/L
Bromoform	0/9	5.00E-03	4.0E-03	2.2E-04	Yes	Yes	mg/L

Table 6.2 Comparison of maximum quantitation limits of analytes not detected to human health risk-based screening criteria (continued)

----- AREA_CODE=k MEDIA=Other Groundwater -----
 (continued)

Analyte	Frequency of Detection	Maximum non-detected concentration	HI	ELCR	Exceed HI?	Exceed ELCR?	Units
Bromomethane	0/9	1.00E-02	2.9E-04		Yes		mg/L
Butyl benzyl phthalate	0/10	1.00E-02	2.6E-01		No		mg/L
Carbazole	0/6	1.00E-02		2.2E-04		Yes	mg/L
Carbon disulfide	0/9	1.00E-01	3.5E-02		Yes		mg/L
Carbon tetrachloride	0/70	2.50E-01	1.2E-04	1.5E-05	Yes	Yes	mg/L
Chlorine, Total Residual	0/1	2.50E-01	1.5E-01		Yes		mg/L
Chlorobenzene	0/13	5.00E-03	1.3E-03		Yes		mg/L
Chlorobenzilate	0/4	5.00E-02	2.8E-02	1.8E-05	Yes	Yes	mg/L
Chloroethane	0/9	1.00E-02	3.1E-01		No		mg/L
Chloroform	0/70	2.50E-01	2.0E-03	1.5E-05	Yes	Yes	mg/L
Chloromethane	0/9	1.00E-02		1.3E-04		Yes	mg/L
Chromium, hexavalent	0/43	2.50E-01	4.2E-03		Yes		mg/L
Chrysene	0/10	1.00E-02		1.3E-04		Yes	mg/L
Co-Ral	0/4	1.00E-04					mg/L
Cyanide	0/4	3.00E-03	2.8E-02		No		mg/L
Cyclotrimethylenetrinitramine	0/1	8.50E-04	4.4E-03	4.6E-05	No	Yes	mg/L
Demeton O and S	0/4	1.00E-04	6.0E-05		Yes		mg/L
Di-n-octylphthalate	0/10	1.00E-02	6.9E-04		Yes		mg/L
Diallate	0/4	5.00E-02		8.6E-05		Yes	mg/L
Diazinon	0/4	1.00E-04	1.3E-03		No		mg/L
Dibenz(a,h)anthracene	0/10	1.00E-02		4.6E-08		Yes	mg/L
Dibenzofuran	0/10	1.00E-02	1.6E-03		Yes		mg/L
Dibromochloromethane	0/9	5.00E-03	4.0E-03	6.2E-05	Yes	Yes	mg/L
Dibromomethane	0/4	5.00E-03	2.0E-03		Yes		mg/L
Dichlorodifluoromethane	0/4	5.00E-03	1.3E-02		No		mg/L
Dichlorvos	0/4	1.00E-04	7.5E-04	1.8E-05	No	Yes	mg/L
Dieldrin	0/10	3.30E-03	7.2E-05	3.1E-07	Yes	Yes	mg/L
Diethyl phthalate	0/10	1.00E-02	1.2E+00		No		mg/L
Dimethoate	0/4	1.00E-02	3.0E-04		Yes		mg/L
Dimethyl phthalate	0/10	2.00E-02	1.5E+01		No		mg/L
Dimethyl-1,2-dibromo-2,2-dichloroethyl phosphat	0/4	1.00E-04	3.0E-03		No		mg/L
Dimethylbenzene	0/74	5.00E-01	4.0E-01		Yes		mg/L
Dinoseb	0/4	3.00E-02	1.4E-03		Yes		mg/L
Diphenylamine	0/4	1.00E-02	3.3E-02		No		mg/L
Disulfoton	0/4	2.00E-02	5.6E-05		Yes		mg/L
Endosulfan I	0/10	1.70E-03					mg/L
Endosulfan II	0/10	3.30E-03					mg/L
Endosulfan sulfate	0/10	3.30E-03					mg/L
Endrin	0/10	3.30E-03	2.1E-04		Yes		mg/L

Table 6.2 Comparison of maximum quantitation limits of analytes not detected to human health risk-based screening criteria (continued)

----- AREA_CODE=k MEDIA=Other Groundwater -----
(continued)

Analyte	Frequency of Detection	Maximum non-detected concentration	HI	ELCR	Exceed HI?	Exceed ELCR?	Units
Endrin aldehyde	0/10	3.30E-03					mg/L
Endrin ketone	0/5	1.00E-05					mg/L
Ethion	0/4	1.00E-04	6.9E-04		No		mg/L
Ethyl cyanide	0/4	5.00E-03					mg/L
Ethyl methacrylate	0/4	2.00E-02	1.8E-02		Yes		mg/L
Ethyl methanesulfonate	0/4	2.00E-02					mg/L
Ethylbenzene	0/74	2.50E-01	4.5E-02		Yes		mg/L
Fensulfothion	0/4	1.00E-04					mg/L
Fenthion	0/4	1.00E-04					mg/L
Fluoranthene	0/10	1.00E-02	2.3E-02		No		mg/L
Fluorene	0/10	1.00E-02	7.4E-03		Yes		mg/L
HMX	0/1	1.00E-03	7.6E-02		No		mg/L
Heptachlor	0/10	1.70E-03	7.4E-04	1.1E-06	Yes	Yes	mg/L
Heptachlor epoxide	0/10	1.70E-03	1.8E-05	5.1E-07	Yes	Yes	mg/L
Hexachloro-1-propene	0/4	1.00E-02					mg/L
Hexachloro-dibenzo[b,e][1,4]dioxin	0/5	2.00E-06		3.5E-10		Yes	mg/L
Hexachlorobenzene	0/10	1.00E-02	7.5E-04	1.9E-06	Yes	Yes	mg/L
Hexachlorobutadiene	0/10	1.00E-02	2.2E-04	4.8E-05	Yes	Yes	mg/L
Hexachlorocyclopentadiene	0/10	1.00E-02	9.8E-03		Yes		mg/L
Hexachlorodibenzofuran	0/5	1.90E-06		3.5E-10		Yes	mg/L
Hexachloroethane	0/10	1.00E-02	1.3E-03	3.3E-04	Yes	Yes	mg/L
Hexachlorophene	0/4	5.00E-01	9.4E-05		Yes		mg/L
Indeno(1,2,3-cd)pyrene	0/10	1.00E-02		6.3E-07		Yes	mg/L
Iodomethane	0/4	5.00E-03					mg/L
Isobutanol	0/4	5.00E-02	6.1E-02		No		mg/L
Isodrin	0/4	5.00E-02					mg/L
Isophorone	0/10	2.00E-02	3.0E-01	5.5E-03	No	Yes	mg/L
Isosafrole	0/4	1.00E-02					mg/L
Kepone	0/4	5.00E-02		2.8E-07		Yes	mg/L
Lindane	0/10	1.70E-03	4.4E-04	4.0E-06	Yes	Yes	mg/L
Merphos	0/4	1.00E-04	1.9E-06		Yes		mg/L
Methacrylonitrile	0/4	5.00E-03	3.6E-05		Yes		mg/L
Methapyrilene	0/4	1.00E-01					mg/L
Methoxychlor	0/10	1.70E-02	7.2E-03		Yes		mg/L
Methyl methacrylate	0/4	1.00E-02	4.6E-02		No		mg/L
Methyl methanesulfonate	0/4	2.00E-02					mg/L
Methyl parathion	0/4	1.00E-02	3.8E-04		Yes		mg/L
Mocap	0/4	1.00E-04					mg/L
Molybdenum	0/12	1.00E-01	7.5E-03		Yes		mg/L

Table 6.2 Comparison of maximum quantitation limits of analytes not detected to human health risk-based screening criteria (continued)

----- AREA_CODE=k MEDIA=Other Groundwater -----
(continued)

Analyte	Frequency of Detection	Maximum non-detected concentration	HI	ELCR	Exceed HI?	Exceed ELCR?	Units
N-Nitroso-di-n-butylamine	0/4	2.00E-02		1.9E-07		Yes	mg/L
N-Nitroso-di-n-propylamine	0/10	3.00E-02		7.4E-07		Yes	mg/L
N-Nitrosodiethylamine	0/4	3.00E-02		3.5E-08		Yes	mg/L
N-Nitrosodimethylamine	0/4	2.00E-02		1.0E-07		Yes	mg/L
N-Nitrosodiphenylamine	0/10	1.00E-02		9.5E-04		Yes	mg/L
N-Nitrosomethylethylamine	0/4	5.00E-02		2.4E-07		Yes	mg/L
N-Nitrosomorpholine	0/4	4.00E-02					mg/L
N-Nitrosopiperidine	0/4	2.00E-02					mg/L
N-Nitrosopyrrolidine	0/4	4.00E-02		2.5E-06		Yes	mg/L
Nitrobenzene	0/10	2.00E-02	1.1E-04		Yes		mg/L
O,O,O-Triethylphosphorothioate	0/4	3.00E-02					mg/L
Orthophosphate	0/3	1.00E-01					mg/L
PCB-1016	0/10	1.30E-02	4.7E-05	5.3E-06	Yes	Yes	mg/L
PCB-1221	0/10	1.30E-02		1.1E-05		Yes	mg/L
PCB-1232	0/10	1.30E-02		1.3E-05		Yes	mg/L
PCB-1242	0/10	1.30E-02		1.2E-05		Yes	mg/L
PCB-1248	0/10	1.30E-02		7.8E-06		Yes	mg/L
PCB-1254	0/10	1.30E-02	1.9E-05	8.0E-06	Yes	Yes	mg/L
PCB-1260	0/10	1.30E-02		4.4E-06		Yes	mg/L
Parathion	0/4	2.00E-02	8.6E-03		Yes		mg/L
Pentachloro-dibenzo[b,e][1,4]dioxin	0/5	1.50E-06		2.5E-11		Yes	mg/L
Pentachlorobenzene	0/4	1.00E-02	8.1E-04		Yes		mg/L
Pentachlorodibenzofuran	0/5	1.20E-06					mg/L
Pentachloroethane	0/4	1.00E-02					mg/L
Pentachloronitrobenzene	0/4	2.00E-02	4.1E-03	1.8E-05	Yes	Yes	mg/L
Pentachlorophenol	0/10	5.00E-02	2.3E-02	2.1E-05	Yes	Yes	mg/L
Phenacetin	0/4	3.00E-02					mg/L
Phenol	0/10	2.00E-02	9.0E-01		No		mg/L
Phorate	0/4	5.00E-02	3.0E-04		Yes		mg/L
Phosdrin	0/4	1.00E-04					mg/L
Phosphorous	0/1	1.00E-01	3.0E-05		Yes		mg/L
Polychlorinated biphenyl	0/8	1.70E-04		8.0E-06		Yes	mg/L
Pronamide	0/4	2.00E-02	1.1E-01		No		mg/L
Prothiophos	0/4	1.00E-04					mg/L
Pyrene	0/10	1.00E-02	1.8E-02		No		mg/L
Pyridine	0/4	5.00E-02	1.5E-03		Yes		mg/L
Ronnel	0/4	1.00E-04	6.0E-02		No		mg/L
Silvex	0/4	5.00E-04	1.1E-02		No		mg/L
Styrene	0/9	5.00E-03	4.5E-02		No		mg/L

Table 6.2 Comparison of maximum quantitation limits of analytes not detected to human health risk-based screening criteria (continued)

----- AREA_CODE=k MEDIA=Other Groundwater -----
 (continued)

Analyte	Frequency of Detection	Maximum non-detected concentration	HI	ELCR	Exceed HI?	Exceed ELCR?	Units
Sulfotepp	0/4	1.00E-02	7.5E-04		Yes		mg/L
Sulprofos	0/4	1.00E-04					mg/L
Tetrachloro-dibenzo[b,e][1,4]dioxin	0/5	1.00E-06					mg/L
Tetrachlorodibenzofuran	0/5	9.00E-07					mg/L
Tetrachloroethene	0/70	2.50E-01	7.9E-03	5.7E-05	Yes	Yes	mg/L
Tetrachlorovinphos	0/4	1.00E-04					mg/L
Tetryl	0/1	1.00E-03	1.5E-02		No		mg/L
Thallium	0/17	4.70E-01					mg/L
Thionazin	0/4	2.00E-02					mg/L
Toluene	0/74	2.50E-01	2.4E-02		Yes		mg/L
Toxaphene	0/10	1.70E-01		4.6E-06		Yes	mg/L
Trans-1,4-Dichloro-2-butene	0/4	5.00E-03					mg/L
Trichlorofluoromethane	0/4	5.00E-03	4.2E-02		No		mg/L
Trichloronate	0/4	1.00E-04					mg/L
Trinitrotoluene	0/3	6.00E-03	7.5E-04	1.7E-04	Yes	Yes	mg/L
Vinyl acetate	0/5	5.00E-02	1.3E-02		Yes		mg/L
a,a-Dimethylphenethylamine	0/4	3.00E-02					mg/L
alpha-BHC	0/10	1.70E-03		8.1E-07		Yes	mg/L
alpha-Chlordane	0/10	1.70E-03					mg/L
beta-BHC	0/10	1.70E-03		2.8E-06		Yes	mg/L
cis-1,3-Dichloropropene	0/9	5.00E-03					mg/L
delta-BHC	0/10	1.70E-03					mg/L
gamma-Chlordane	0/10	1.70E-03					mg/L
m,p-Xylene	0/5	5.00E-03	4.0E-01		No		mg/L
m-Nitrotoluene	0/1	2.50E-04	1.5E-02		No		mg/L
o-Toluidine	0/4	3.00E-02		2.2E-05		Yes	mg/L
p-Dimethylaminoazobenzene	0/4	3.00E-01					mg/L
p-Nitrotoluene	0/1	2.50E-04	1.5E-02		No		mg/L
p-Phenylenediamine	0/4	1.00E-02	2.9E-01		No		mg/L
trans-1,2-Dichloroethene	0/62	2.50E-01	4.0E-03		Yes		mg/L
trans-1,3-Dichloropropene	0/9	5.00E-03					mg/L

Table 6.2 Comparison of maximum quantitation limits of analytes not detected to human health risk-based screening criteria (continued)

----- AREA_CODE=k MEDIA=RGa Groundwater -----

Analyte	Frequency of Detection	Maximum non-detected concentration	HI	ELCR	Exceed HI?	Exceed ELCR?	Units
Trichloroethene	0/3	1.00E-03	1.2E-03	1.4E-04	No	Yes	mg/L
Uranium	0/18	1.00E-03	4.5E-03		No		mg/L

----- AREA_CODE=l MEDIA=McNairy Groundwater -----

Analyte	Frequency of Detection	Maximum non-detected concentration	HI	ELCR	Exceed HI?	Exceed ELCR?	Units
1,1,1-Trichloroethane	0/52	1.00E+00	5.4E-02		Yes		mg/L
1,1,2,2-Tetrachloroethane	0/1	5.00E-03		5.0E-06		Yes	mg/L
1,1,2-Trichloroethane	0/51	1.00E+00	8.1E-04	1.8E-05	Yes	Yes	mg/L
1,1-Dichloroethane	0/51	1.00E+00	2.7E-02		Yes		mg/L
1,1-Dichloroethene	0/52	1.00E+00	1.8E-03	9.3E-07	Yes	Yes	mg/L
1,2-Dichloroethane	0/52	1.00E+00	6.7E-04	1.1E-05	Yes	Yes	mg/L
1,2-Dichloroethene	0/1	5.00E-03	1.8E-03		Yes		mg/L
1,2-Dichloropropane	0/1	5.00E-03	2.7E-04	7.6E-05	Yes	Yes	mg/L
1,3-Dichlorobenzene	0/2	5.00E-03	5.3E-04		Yes		mg/L
2-Butanone	0/1	1.00E-01	6.2E-02		Yes		mg/L
2-Hexanone	0/1	5.00E-02					mg/L
4-Methyl-2-pentanone	0/1	5.00E-02	5.1E-03		Yes		mg/L
Acetone	0/1	1.00E-01	2.0E-02		Yes		mg/L
Arsenic	0/18	5.00E-03	4.5E-04	3.5E-06	Yes	Yes	mg/L
Benzene	0/51	1.00E+00	4.0E-04	3.5E-05	Yes	Yes	mg/L
Beryllium	0/18	2.50E-02	2.6E-03	1.0E-06	Yes	Yes	mg/L
Bromodichloromethane	0/51	1.00E+00	4.0E-03	8.4E-05	Yes	Yes	mg/L
Bromoform	0/1	5.00E-03	4.0E-03	2.2E-04	Yes	Yes	mg/L
Bromomethane	0/1	1.00E-02	2.9E-04		Yes		mg/L
Cadmium	0/18	1.00E-01	6.6E-04		Yes		mg/L
Carbon disulfide	0/1	1.00E-01	3.5E-02		Yes		mg/L
Carbon tetrachloride	0/52	1.00E+00	1.2E-04	1.5E-05	Yes	Yes	mg/L
Chlorobenzene	0/1	5.00E-03	1.3E-03		Yes		mg/L
Chloroethane	0/1	1.00E-02	3.1E-01		No		mg/L
Chloroform	0/51	1.00E+00	2.0E-03	1.5E-05	Yes	Yes	mg/L
Chloromethane	0/1	1.00E-02		1.3E-04		Yes	mg/L
Chromium	0/16	6.00E-02	4.2E-03		Yes		mg/L
Cobalt	0/18	1.00E-01	9.1E-02		Yes		mg/L
Dibromochloromethane	0/1	5.00E-03	4.0E-03	6.2E-05	Yes	Yes	mg/L
Dimethylbenzene	0/51	1.00E+00	4.0E-01		Yes		mg/L

Table 6.2 Comparison of maximum quantitation limits of analytes not detected to human health risk-based screening criteria (continued)

----- AREA_CODE=1 MEDIA=McNairy Groundwater -----
(continued)

Analyte	Frequency of Detection	Maximum non-detected concentration	HI	ELCR	Exceed HI?	Exceed ELCR?	Units
Ethylbenzene	0/51	1.00E+00	4.5E-02		Yes		mg/L
Lead	0/16	2.50E-01	1.5E-07		Yes		mg/L
Mercury	0/17	2.00E-04	4.4E-04		No		mg/L
Methylene chloride	0/1	5.00E-03	6.2E-02	3.6E-04	No	Yes	mg/L
Molybdenum	0/14	1.00E-01	7.5E-03		Yes		mg/L
Nickel	0/18	1.00E-01	3.0E-02		Yes		mg/L
Plutonium-239/240	0/1	-1.21E-02		1.2E-01		No	pCi/L
Selenium	0/18	5.00E-03	7.5E-03		No		mg/L
Silver	0/10	6.00E-02	7.5E-03		Yes		mg/L
Styrene	0/1	5.00E-03	4.5E-02		No		mg/L
Sulfate	0/1	5.00E+00					mg/L
Tetrachloroethene	0/51	1.00E+00	7.9E-03	5.7E-05	Yes	Yes	mg/L
Tin	0/1	2.80E-01	8.9E-01		No		mg/L
Toluene	0/51	1.00E+00	2.4E-02		Yes		mg/L
Total Phosphate as Phosphorus	0/35	2.00E+00	3.0E-05		Yes		mg/L
Uranium	0/19	1.00E-03	4.5E-03		No		mg/L
Vinyl acetate	0/1	5.00E-02	1.3E-02		Yes		mg/L
Vinyl chloride	0/51	1.00E+00		1.7E-06		Yes	mg/L
cis-1,2-Dichloroethene	0/51	2.00E+00	2.0E-03		Yes		mg/L
cis-1,3-Dichloropropene	0/1	5.00E-03					mg/L
trans-1,2-Dichloroethene	0/51	2.00E+00	4.0E-03		Yes		mg/L
trans-1,3-Dichloropropene	0/1	5.00E-03					mg/L

----- AREA_CODE=1 MEDIA=Other Groundwater -----

Analyte	Frequency of Detection	Maximum non-detected concentration	HI	ELCR	Exceed HI?	Exceed ELCR?	Units
1,1,1,2-Tetrachloroethane	0/1	5.00E-03	6.0E-03	3.9E-05	No	Yes	mg/L
1,1,1-Trichloroethane	0/1	5.00E-03	5.4E-02		No		mg/L
1,1,2,2-Tetrachloroethane	0/1	5.00E-03		5.0E-06		Yes	mg/L
1,1,2-Trichloroethane	0/1	5.00E-03	8.1E-04	1.8E-05	Yes	Yes	mg/L
1,1-Dichloroethane	0/1	5.00E-03	2.7E-02		No		mg/L
1,1-Dichloroethene	0/1	5.00E-03	1.8E-03	9.3E-07	Yes	Yes	mg/L
1,2,3-Trichloropropane	0/1	5.00E-03	1.1E-03	3.9E-07	Yes	Yes	mg/L
1,2-Dibromo-3-chloropropane	0/1	5.00E-03	1.3E-05	3.7E-06	Yes	Yes	mg/L
1,2-Dibromoethane	0/1	5.00E-03	1.3E-05	5.9E-08	Yes	Yes	mg/L

Table 6.2 Comparison of maximum quantitation limits of analytes not detected to human health risk-based screening criteria (continued)

----- AREA_CODE=1 MEDIA=Other Groundwater -----
 (continued)

Analyte	Frequency of Detection	Maximum non-detected concentration	HI	ELCR	Exceed HI?	Exceed ELCR?	Units
1,2-Dichloroethane	0/1	5.00E-03	6.7E-04	1.1E-05	Yes	Yes	mg/L
1,2-Dichloroethene	0/1	5.00E-03	1.8E-03		Yes		mg/L
1,2-Dichloropropane	0/1	5.00E-03	2.7E-04	7.6E-05	Yes	Yes	mg/L
1,4-Dioxane	0/1	1.50E-01		4.8E-04		Yes	mg/L
2-Butanone	0/1	1.00E-01	6.2E-02		Yes		mg/L
2-Chloro-1,3-butadiene	0/1	5.00E-03	4.6E-04		Yes		mg/L
2-Chloroethyl vinyl ether	0/1	1.00E-02					mg/L
2-Hexanone	0/1	5.00E-02					mg/L
4-Methyl-2-pentanone	0/1	5.00E-02	5.1E-03		Yes		mg/L
Acetone	0/1	1.00E-01	2.0E-02		Yes		mg/L
Acetonitrile	0/1	1.00E-01	2.8E-03		Yes		mg/L
Acrolein	0/1	1.00E-01	1.3E-06		Yes		mg/L
Acrylonitrile	0/1	1.00E-01	1.2E-04	3.4E-06	Yes	Yes	mg/L
Allyl chloride	0/1	5.00E-03	6.7E-05		Yes		mg/L
Benzene	0/1	5.00E-03	4.0E-04	3.5E-05	Yes	Yes	mg/L
Bromodichloromethane	0/1	5.00E-03	4.0E-03	8.4E-05	Yes	Yes	mg/L
Bromoform	0/1	5.00E-03	4.0E-03	2.2E-04	Yes	Yes	mg/L
Bromomethane	0/1	1.00E-02	2.9E-04		Yes		mg/L
Carbon disulfide	0/1	5.00E-03	3.5E-02		No		mg/L
Carbon tetrachloride	0/1	5.00E-03	1.2E-04	1.5E-05	Yes	Yes	mg/L
Chlorobenzene	0/1	5.00E-03	1.3E-03		Yes		mg/L
Chloroethane	0/1	1.00E-02	3.1E-01		No		mg/L
Chloroform	0/1	5.00E-03	2.0E-03	1.5E-05	Yes	Yes	mg/L
Chloromethane	0/1	1.00E-02		1.3E-04		Yes	mg/L
Dibromochloromethane	0/1	5.00E-03	4.0E-03	6.2E-05	Yes	Yes	mg/L
Dibromomethane	0/1	5.00E-03	2.0E-03		Yes		mg/L
Dichlorodifluoromethane	0/1	5.00E-03	1.3E-02		No		mg/L
Dimethylbenzene	0/1	5.00E-03	4.0E-01		No		mg/L
Ethyl cyanide	0/1	5.00E-03					mg/L
Ethyl methacrylate	0/1	1.00E-02	1.8E-02		No		mg/L
Ethylbenzene	0/1	5.00E-03	4.5E-02		No		mg/L
Iodomethane	0/1	5.00E-03					mg/L
Isobutanol	0/1	1.00E-01	6.1E-02		Yes		mg/L
Methacrylonitrile	0/1	5.00E-03	3.6E-05		Yes		mg/L
Methyl methacrylate	0/1	1.00E-02	4.6E-02		No		mg/L
Pentachloroethane	0/1	1.00E-02					mg/L
Styrene	0/1	5.00E-03	4.5E-02		No		mg/L
Tetrachloroethene	0/1	5.00E-03	7.9E-03	5.7E-05	No	Yes	mg/L
Toluene	0/1	5.00E-03	2.4E-02		No		mg/L

Table 6.2 Comparison of maximum quantitation limits of analytes not detected to human health risk-based screening criteria (continued)

----- AREA_CODE=1 MEDIA=Other Groundwater -----
 (continued)

Analyte	Frequency of Detection	Maximum non-detected concentration	HI	ELCR	Exceed HI?	Exceed ELCR?	Units
Trans-1,4-Dichloro-2-butene	0/1	5.00E-03					mg/L
Trichloroethene	0/1	5.00E-03	1.2E-03	1.4E-04	Yes	Yes	mg/L
Trichlorofluoromethane	0/1	5.00E-03	4.2E-02		No		mg/L
Vinyl acetate	0/1	5.00E-02	1.3E-02		Yes		mg/L
Vinyl chloride	0/1	1.00E-02		1.7E-06		Yes	mg/L
cis-1,3-Dichloropropene	0/1	5.00E-03					mg/L
trans-1,3-Dichloropropene	0/1	5.00E-03					mg/L

----- AREA_CODE=1 MEDIA=RGa Groundwater -----

Analyte	Frequency of Detection	Maximum non-detected concentration	HI	ELCR	Exceed HI?	Exceed ELCR?	Units
1,1,1,2-Tetrachloroethane	0/6	1.30E+01	6.0E-03	3.9E-05	Yes	Yes	mg/L
1,1,1-Trichloroethane	0/627	5.00E+01	5.4E-02		Yes		mg/L
1,1,2,2-Tetrachloroethane	0/23	1.30E+01		5.0E-06		Yes	mg/L
1,2,3-Trichloropropane	0/6	1.30E+01	1.1E-03	3.9E-07	Yes	Yes	mg/L
1,2,4,5-Tetrachlorobenzene	0/2	9.00E-03	3.5E-04		Yes		mg/L
1,2,4-Trichlorobenzene	0/12	1.00E-02	6.6E-03		Yes		mg/L
1,2-Dibromo-3-chloropropane	0/2	1.00E-02	1.3E-05	3.7E-06	Yes	Yes	mg/L
1,2-Dibromoethane	0/6	1.30E+01	1.3E-05	5.9E-08	Yes	Yes	mg/L
1,2-Dichlorobenzene	0/16	1.00E-02	1.2E-02		No		mg/L
1,2-Dichloroethene	0/14	1.25E+00	1.8E-03		Yes		mg/L
1,2-Dichloropropane	0/23	1.30E+01	2.7E-04	7.6E-05	Yes	Yes	mg/L
1,2-Dimethylbenzene	0/4	1.30E+01	4.6E-02		Yes		mg/L
1,3,5-Trinitrobenzene	0/2	9.00E-03	4.5E-02		No		mg/L
1,3-Dichlorobenzene	0/24	1.00E-01	5.3E-04		Yes		mg/L
1,3-Dinitrobenzene	0/2	9.00E-03	1.5E-04		Yes		mg/L
1,4-Dichlorobenzene	0/16	1.00E-02	5.3E-02	2.0E-04	No	Yes	mg/L
1,4-Dioxane	0/2	2.00E-01		4.8E-04		Yes	mg/L
1,4-Naphthoquinone	0/2	9.00E-03					mg/L
1-Naphthalenamine	0/2	9.00E-03					mg/L
2,3,4,6-Tetrachlorophenol	0/2	9.00E-03	3.9E-02		No		mg/L
2,4,5-Trichlorophenol	0/12	5.00E-02	2.0E-02		Yes		mg/L
2,4,6-Trichlorophenol	0/12	1.00E-02		4.0E-04		Yes	mg/L
2,4-Dichlorophenol	0/12	1.00E-02	4.1E-03		Yes		mg/L
2,4-Dimethylphenol	0/12	1.00E-02	3.9E-03		Yes		mg/L

Table 6.2 Comparison of maximum quantitation limits of analytes not detected to human health risk-based screening criteria (continued)

----- AREA_CODE=1 MEDIA=RGa Groundwater -----
 (continued)

Analyte	Frequency of Detection	Maximum non-detected concentration	HI	ELCR	Exceed HI?	Exceed ELCR?	Units
2,4-Dinitrophenol	0/12	5.00E-02	3.0E-03		Yes		mg/L
2,4-Dinitrotoluene	0/12	1.00E-02	3.0E-03	7.7E-06	Yes	Yes	mg/L
2,6-Dichlorophenol	0/1	9.00E-03					mg/L
2,6-Dinitrotoluene	0/12	1.00E-02	1.5E-03	7.7E-06	Yes	Yes	mg/L
2-Acetylaminofluorene	0/2	9.00E-03					mg/L
2-Butanone	0/22	2.50E+01	6.2E-02		Yes		mg/L
2-Chloro-1,3-butadiene	0/6	1.30E+01	4.6E-04		Yes		mg/L
2-Chloroethyl vinyl ether	0/8	2.50E+01					mg/L
2-Chloronaphthalene	0/12	1.00E-02	1.5E-02		No		mg/L
2-Chlorophenol	0/12	1.00E-02	1.0E-03		Yes		mg/L
2-Hexanone	0/23	2.50E+01					mg/L
2-Methyl-4,6-dinitrophenol	0/12	5.00E-02					mg/L
2-Methylnaphthalene	0/12	1.00E-02					mg/L
2-Methylphenol	0/12	1.00E-02	7.2E-02		No		mg/L
2-Methylpyridine	0/2	9.00E-03					mg/L
2-Naphthalenamine	0/2	9.00E-03					mg/L
2-Nitrobenzenamine	0/12	5.00E-02	1.2E-05		Yes		mg/L
2-Nitrophenol	0/12	1.00E-02					mg/L
2-Propanol	0/3	5.40E+00					mg/L
3,3'-Dichlorobenzidine	0/12	2.00E-02		1.1E-05		Yes	mg/L
3,3'-Dimethylbenzidine	0/2	9.00E-03		5.6E-07		Yes	mg/L
3-Methylcholanthrene	0/2	9.00E-03					mg/L
3-Nitrobenzenamine	0/12	5.00E-02					mg/L
4,4'-DDD	0/6	1.00E-04		1.3E-05		Yes	mg/L
4,4'-DDE	0/6	1.00E-04		9.8E-06		Yes	mg/L
4,4'-DDT	0/6	1.00E-04	4.0E-04	7.6E-06	No	Yes	mg/L
4-Aminobiphenyl	0/2	9.00E-03					mg/L
4-Bromophenyl phenyl ether	0/12	1.00E-02					mg/L
4-Chloro-3-methylphenol	0/12	1.00E-02					mg/L
4-Chlorobenzenamine	0/12	2.00E-02	5.6E-03		Yes		mg/L
4-Chlorophenyl phenyl ether	0/12	1.00E-02					mg/L
4-Methylphenol	0/12	3.80E-02	7.3E-03		Yes		mg/L
4-Nitrobenzenamine	0/12	5.00E-02					mg/L
4-Nitrophenol	0/12	5.00E-02	1.3E-02		Yes		mg/L
4-Nitroquinoline-1-oxide	0/2	9.00E-03					mg/L
5-(2-Propenyl)-1,3-benzodioxole (Safrole)	0/2	9.00E-03					mg/L
5-Nitro-o-toluidine	0/2	9.00E-03		1.6E-04		Yes	mg/L
7,12-Dimethylbenz(a)anthracene	0/2	9.00E-03					mg/L
Acenaphthene	0/12	1.00E-02	1.1E-02		No		mg/L

Table 6.2 Comparison of maximum quantitation limits of analytes not detected to human health risk-based screening criteria (continued)

----- AREA_CODE=1 MEDIA=RGa Groundwater -----
(continued)

Analyte	Frequency of Detection	Maximum non-detected concentration	HI	ELCR	Exceed HI?	Exceed ELCR?	Units
Acenaphthylene	0/12	1.00E-02					mg/L
Acetonitrile	0/2	3.00E-02	2.8E-03		Yes		mg/L
Acetophenone	0/2	9.00E-03	1.3E-06		Yes		mg/L
Acrolein	0/6	1.30E+02	1.3E-06		Yes		mg/L
Acrylonitrile	0/6	1.30E+02	1.2E-04	3.4E-06	Yes	Yes	mg/L
Aldrin	0/6	5.00E-05	4.5E-05	3.1E-07	Yes	Yes	mg/L
Allyl chloride	0/2	5.00E-03	6.7E-05		Yes		mg/L
Aniline	0/2	9.00E-03		8.1E-04		Yes	mg/L
Anthracene	0/12	1.00E-02	5.7E-02		No		mg/L
Antimony	0/314	2.50E-01	5.6E-04		Yes		mg/L
Aramite	0/2	9.00E-03	6.7E-02	1.8E-04	No	Yes	mg/L
Benz(a)anthracene	0/12	1.00E-02		1.3E-06		Yes	mg/L
Benzene	0/627	5.00E+01	4.0E-04	3.5E-05	Yes	Yes	mg/L
Benzenemethanol	0/8	2.00E-02	4.5E-01		No		mg/L
Benzo(a)pyrene	0/12	1.00E-02		9.5E-08		Yes	mg/L
Benzo(b)fluoranthene	0/12	1.00E-02		9.3E-07		Yes	mg/L
Benzo(ghi)perylene	0/12	1.00E-02					mg/L
Benzo(k)fluoranthene	0/12	1.00E-02		1.7E-05		Yes	mg/L
Benzoic acid	0/6	5.00E-02	6.0E+00		No		mg/L
Benzyl Chloride	0/2	5.00E-03		3.0E-05		Yes	mg/L
Bis(2-chloroethoxy)methane	0/12	1.00E-02					mg/L
Bis(2-chloroethyl) ether	0/12	1.00E-02		9.2E-07		Yes	mg/L
Bis(2-chloroisopropyl)ether	0/12	1.00E-02		2.4E-05		Yes	mg/L
Bromodichloromethane	0/665	5.00E+01	4.0E-03	8.4E-05	Yes	Yes	mg/L
Bromoform	0/25	1.30E+01	4.0E-03	2.2E-04	Yes	Yes	mg/L
Bromomethane	0/23	2.50E+01	2.9E-04		Yes		mg/L
Carbazole	0/12	1.00E-02		2.2E-04		Yes	mg/L
Carbon disulfide	0/22	1.30E+01	3.5E-02		Yes		mg/L
Chlordene	0/2	1.00E-03					mg/L
Chlorobenzilate	0/2	9.00E-03	2.8E-02	1.8E-05	No	Yes	mg/L
Chloroethane	0/30	2.50E+01	3.1E-01		Yes		mg/L
Chloromethane	0/23	2.50E+01		1.3E-04		Yes	mg/L
Chromium, hexavalent	0/17	1.00E-02	4.2E-03		Yes		mg/L
Chrysene	0/12	1.00E-02		1.3E-04		Yes	mg/L
Cyanide	0/10	1.00E-02	2.8E-02		No		mg/L
Di-n-octylphthalate	0/12	1.00E-02	6.9E-04		Yes		mg/L
Diallate	0/2	9.00E-03		8.6E-05		Yes	mg/L
Dibenz(a,h)anthracene	0/12	1.00E-02		4.6E-08		Yes	mg/L
Dibenzofuran	0/12	1.00E-02	1.6E-03		Yes		mg/L

Table 6.2 Comparison of maximum quantitation limits of analytes not detected to human health risk-based screening criteria (continued)

----- AREA_CODE=1 MEDIA=RGa Groundwater -----
 (continued)

Analyte	Frequency of Detection	Maximum non-detected concentration	HI	ELCR	Exceed HI?	Exceed ELCR?	Units
Dibromochloromethane	0/22	1.30E+01	4.0E-03	6.2E-05	Yes	Yes	mg/L
Dibromomethane	0/6	1.30E+01	2.0E-03		Yes		mg/L
Dichlorodifluoromethane	0/6	1.30E+01	1.3E-02		Yes		mg/L
Dichloroethene	0/3	5.00E+01					mg/L
Dieldrin	0/6	1.00E-04	7.2E-05	3.1E-07	Yes	Yes	mg/L
Diethyl phthalate	0/12	1.00E-02	1.2E+00		No		mg/L
Dimethoate	0/2	9.00E-03	3.0E-04		Yes		mg/L
Dimethyl phthalate	0/12	1.00E-02	1.5E+01		No		mg/L
Dinoseb	0/2	9.00E-03	1.4E-03		Yes		mg/L
Diphenylamine	0/2	9.00E-03	3.3E-02		No		mg/L
Disulfoton	0/2	9.00E-03	5.6E-05		Yes		mg/L
Endosulfan I	0/6	5.00E-05					mg/L
Endosulfan II	0/6	1.00E-04					mg/L
Endosulfan sulfate	0/6	1.00E-04					mg/L
Endrin	0/6	1.00E-04	2.1E-04		No		mg/L
Endrin aldehyde	0/6	1.00E-04					mg/L
Endrin ketone	0/5	1.00E-05					mg/L
Ethyl cyanide	0/6	2.50E+02					mg/L
Ethyl methacrylate	0/6	1.30E+01	1.8E-02		Yes		mg/L
Ethyl methanesulfonate	0/2	9.00E-03					mg/L
Famphur	0/1	9.00E+00					mg/L
Fluoranthene	0/12	1.00E-02	2.3E-02		No		mg/L
Fluorene	0/12	1.00E-02	7.4E-03		Yes		mg/L
Heptachlor	0/6	5.00E-05	7.4E-04	1.1E-06	No	Yes	mg/L
Heptachlor epoxide	0/6	5.00E-05	1.8E-05	5.1E-07	Yes	Yes	mg/L
Hexachloro-1-propene	0/2	9.00E-03					mg/L
Hexachlorobenzene	0/12	1.00E-02	7.5E-04	1.9E-06	Yes	Yes	mg/L
Hexachlorobutadiene	0/12	1.00E-02	2.2E-04	4.8E-05	Yes	Yes	mg/L
Hexachlorocyclopentadiene	0/12	1.00E-02	9.8E-03		Yes		mg/L
Hexachloroethane	0/12	1.00E-02	1.3E-03	3.3E-04	Yes	Yes	mg/L
Hexachlorophene	0/2	1.90E-01	9.4E-05		Yes		mg/L
Indeno(1,2,3-cd)pyrene	0/12	1.00E-02		6.3E-07		Yes	mg/L
Iodomethane	0/6	1.30E+01					mg/L
Isobutanol	0/2	5.00E-03	6.1E-02		No		mg/L
Isodrin	0/2	9.00E-03					mg/L
Isophorone	0/12	1.00E-02	3.0E-01	5.5E-03	No	Yes	mg/L
Isosafrole	0/2	9.00E-03					mg/L
Kepone	0/2	1.90E-01		2.8E-07		Yes	mg/L
Lindane	0/6	5.00E-05	4.4E-04	4.0E-06	No	Yes	mg/L

Table 6.2 Comparison of maximum quantitation limits of analytes not detected to human health risk-based screening criteria (continued)

----- AREA_CODE=1 MEDIA=RGa Groundwater -----
 (continued)

Analyte	Frequency of Detection	Maximum non-detected concentration	HI	ELCR	Exceed HI?	Exceed ELCR?	Units
Methacrylonitrile	0/6	1.30E+01	3.6E-05		Yes		mg/L
Methapyrilene	0/2	9.00E-03					mg/L
Methoxychlor	0/6	5.00E-04	7.2E-03		No		mg/L
Methyl methacrylate	0/6	1.30E+01	4.6E-02		Yes		mg/L
Methyl methanesulfonate	0/2	9.00E-03					mg/L
Methyl parathion	0/2	9.00E-03	3.8E-04		Yes		mg/L
N-Nitroso-di-n-butylamine	0/2	9.00E-03		1.9E-07		Yes	mg/L
N-Nitroso-di-n-propylamine	0/12	1.00E-02		7.4E-07		Yes	mg/L
N-Nitrosodiethylamine	0/2	9.00E-03		3.5E-08		Yes	mg/L
N-Nitrosodimethylamine	0/2	9.00E-03		1.0E-07		Yes	mg/L
N-Nitrosodiphenylamine	0/12	1.00E-02		9.5E-04		Yes	mg/L
N-Nitrosomethylethylamine	0/2	9.00E-03		2.4E-07		Yes	mg/L
N-Nitrosomorpholine	0/2	9.00E-03					mg/L
N-Nitrosopiperidine	0/2	9.00E-03					mg/L
N-Nitrosopyrrolidine	0/2	9.00E-03		2.5E-06		Yes	mg/L
Naphthalene	0/12	1.00E-02	2.0E-04		Yes		mg/L
Nitrobenzene	0/12	1.00E-02	1.1E-04		Yes		mg/L
O,O,O-Triethylphosphorothioate	0/2	9.00E-03					mg/L
PCB-1016	0/6	1.00E-03	4.7E-05	5.3E-06	Yes	Yes	mg/L
PCB-1221	0/6	2.00E-03		1.1E-05		Yes	mg/L
PCB-1232	0/6	1.00E-03		1.3E-05		Yes	mg/L
PCB-1242	0/6	1.00E-03		1.2E-05		Yes	mg/L
PCB-1248	0/6	1.00E-03		7.8E-06		Yes	mg/L
PCB-1254	0/6	1.00E-03	1.9E-05	8.0E-06	Yes	Yes	mg/L
PCB-1260	0/6	1.00E-03		4.4E-06		Yes	mg/L
Parathion	0/2	9.00E-03	8.6E-03		Yes		mg/L
Pentachlorobenzene	0/2	9.00E-03	8.1E-04		Yes		mg/L
Pentachloroethane	0/2	9.00E-03					mg/L
Pentachloronitrobenzene	0/2	9.00E-03	4.1E-03	1.8E-05	Yes	Yes	mg/L
Pentachlorophenol	0/12	5.00E-02	2.3E-02	2.1E-05	Yes	Yes	mg/L
Phenacetin	0/2	9.00E-03					mg/L
Phenanthrene	0/12	1.00E-02					mg/L
Phenol	0/12	1.00E-02	9.0E-01		No		mg/L
Phorate	0/2	9.00E-03	3.0E-04		Yes		mg/L
Polychlorinated biphenyl	0/36	1.70E-04		8.0E-06		Yes	mg/L
Pronamide	0/2	9.00E-03	1.1E-01		No		mg/L
Protactinium-234	0/6	-9.30E-01		1.8E+01		No	pCi/L
Pyrene	0/12	1.00E-02	1.8E-02		No		mg/L
Pyridine	0/2	9.00E+01	1.5E-03		Yes		mg/L

Table 6.2 Comparison of maximum quantitation limits of analytes not detected to human health risk-based screening criteria (continued)

----- AREA_CODE=1 MEDIA=RGa Groundwater -----
(continued)

Analyte	Frequency of Detection	Maximum non-detected concentration	HI	ELCR	Exceed HI?	Exceed ELCR?	Units
Styrene	0/23	1.30E+01	4.5E-02		Yes		mg/L
Sulfotepp	0/2	9.00E-03	7.5E-04		Yes		mg/L
Thionazin	0/2	9.00E-03					mg/L
Toxaphene	0/6	5.00E-03		4.6E-06		Yes	mg/L
Trans-1,4-Dichloro-2-butene	0/4	1.30E+01					mg/L
Trichlorofluoromethane	0/8	1.30E+01	4.2E-02		Yes		mg/L
Vinyl acetate	0/15	1.30E+01	1.3E-02		Yes		mg/L
a,a-Dimethylphenethylamine	0/2	9.00E-03					mg/L
alpha-BHC	0/6	5.00E-05		8.1E-07		Yes	mg/L
alpha-Chlordane	0/6	5.00E-05					mg/L
beta-BHC	0/6	5.00E-05		2.8E-06		Yes	mg/L
cis-1,3-Dichloropropene	0/22	1.30E+01					mg/L
cis-1,4-Dichloro-2-Butene	0/2	2.00E-02					mg/L
delta-BHC	0/6	5.00E-05					mg/L
gamma-Chlordane	0/6	1.00E-03					mg/L
m,p-Xylene	0/2	5.00E-03	4.0E-01		No		mg/L
o-Toluidine	0/2	9.00E-03		2.2E-05		Yes	mg/L
p-Dimethylaminoazobenzene	0/2	9.00E-03					mg/L
p-Phenylenediamine	0/2	9.00E-03	2.9E-01		No		mg/L
trans-1,3-Dichloropropene	0/23	1.30E+01					mg/L

----- AREA_CODE=1 MEDIA=UCRS Groundwater -----

Analyte	Frequency of Detection	Maximum non-detected concentration	HI	ELCR	Exceed HI?	Exceed ELCR?	Units
1,1,1,2-Tetrachloroethane	0/1	1.30E+01	6.0E-03	3.9E-05	Yes	Yes	mg/L
1,1,2,2-Tetrachloroethane	0/14	1.30E+01		5.0E-06		Yes	mg/L
1,1,2-Trichloro-1,2,2-trifluoroethane	0/3	3.60E-04	1.9E+00		No		mg/L
1,1,2-Trichloroethane	0/146	5.00E+01	8.1E-04	1.8E-05	Yes	Yes	mg/L
1,2,3-Trichloropropane	0/1	1.30E+01	1.1E-03	3.9E-07	Yes	Yes	mg/L
1,2,4,5-Tetrachlorobenzene	0/3	4.30E-03	3.5E-04		Yes		mg/L
1,2,4-Trichlorobenzene	0/10	1.00E-02	6.6E-03		Yes		mg/L
1,2-Dibromoethane	0/1	1.30E+01	1.3E-05	5.9E-08	Yes	Yes	mg/L
1,2-Dichlorobenzene	0/10	1.00E-02	1.2E-02		No		mg/L
1,2-Dichloropropane	0/14	1.30E+01	2.7E-04	7.6E-05	Yes	Yes	mg/L
1,2-Dimethylbenzene	0/1	1.30E+01	4.6E-02		Yes		mg/L

Table 6.2 Comparison of maximum quantitation limits of analytes not detected to human health risk-based screening criteria (continued)

----- AREA_CODE=1 MEDIA=UCRS Groundwater -----
(continued)

Analyte	Frequency of Detection	Maximum non-detected concentration	HI	ELCR	Exceed HI?	Exceed ELCR?	Units
1,2-Diphenylhydrazine	0/3	2.00E-04		6.2E-06		Yes	mg/L
1,3,5-Trinitrobenzene	0/2	6.00E-03	4.5E-02		No		mg/L
1,3-Dichlorobenzene	0/12	1.00E-02	5.3E-04		Yes		mg/L
1,3-Dinitrobenzene	0/2	6.00E-03	1.5E-04		Yes		mg/L
1,4-Dichlorobenzene	0/10	1.00E-02	5.3E-02	2.0E-04	No	Yes	mg/L
1-Chloronaphthalene	0/3	2.20E-04					mg/L
1-Naphthalenamine	0/3	2.60E-04					mg/L
2,3,4,6-Tetrachlorophenol	0/3	4.40E-04	3.9E-02		No		mg/L
2,4,5-T	0/1	2.00E-04	1.4E-02		No		mg/L
2,4,5-Trichlorophenol	0/10	5.00E-02	2.0E-02		Yes		mg/L
2,4,6-Trichlorophenol	0/10	1.00E-02		4.0E-04		Yes	mg/L
2,4-D	0/1	1.00E-03	1.5E-02		No		mg/L
2,4-Dinitrophenol	0/10	5.00E-02	3.0E-03		Yes		mg/L
2,4-Dinitrotoluene	0/11	1.00E-02	3.0E-03	7.7E-06	Yes	Yes	mg/L
2,6-Dichlorophenol	0/3	5.00E-04					mg/L
2,6-Dinitrotoluene	0/11	1.00E-02	1.5E-03	7.7E-06	Yes	Yes	mg/L
2-Butanone	0/13	2.50E+01	6.2E-02		Yes		mg/L
2-Chloro-1,3-butadiene	0/1	1.30E+01	4.6E-04		Yes		mg/L
2-Chloroethyl vinyl ether	0/1	2.50E+01					mg/L
2-Chloronaphthalene	0/10	1.00E-02	1.5E-02		No		mg/L
2-Chlorophenol	0/10	1.00E-02	1.0E-03		Yes		mg/L
2-Hexanone	0/14	2.50E+01					mg/L
2-Methyl-4,6-dinitrophenol	0/10	5.00E-02					mg/L
2-Methylnaphthalene	0/10	1.00E-02					mg/L
2-Methylphenol	0/10	1.00E-02	7.2E-02		No		mg/L
2-Methylpyridine	0/3	3.40E-03					mg/L
2-Naphthalenamine	0/3	2.90E-04					mg/L
2-Nitrobenzenamine	0/10	5.00E-02	1.2E-05		Yes		mg/L
2-Nitrophenol	0/10	1.00E-02					mg/L
2-Propanol	0/1	1.40E+02					mg/L
3,3'-Dichlorobenzidine	0/10	2.00E-02		1.1E-05		Yes	mg/L
3-Methylcholanthrene	0/3	1.60E-04					mg/L
3-Nitrobenzenamine	0/10	5.00E-02					mg/L
4,4'-DDD	0/9	1.90E-04		1.3E-05		Yes	mg/L
4,4'-DDE	0/9	2.20E-04		9.8E-06		Yes	mg/L
4,4'-DDT	0/9	1.10E-04	4.0E-04	7.6E-06	No	Yes	mg/L
4-Aminobiphenyl	0/3	5.50E-04					mg/L
4-Bromophenyl phenyl ether	0/10	1.00E-02					mg/L
4-Chloro-3-methylphenol	0/10	1.00E-02					mg/L

Table 6.2 Comparison of maximum quantitation limits of analytes not detected to human health risk-based screening criteria (continued)

----- AREA_CODE=1 MEDIA=UCRS Groundwater -----
 (continued)

Analyte	Frequency of Detection	Maximum non-detected concentration	HI	ELCR	Exceed HI?	Exceed ELCR?	Units
4-Chlorobenzeneamine	0/10	1.00E-02	5.6E-03		Yes		mg/L
4-Chlorophenyl phenyl ether	0/10	1.00E-02					mg/L
4-Nitrobenzenamine	0/10	5.00E-02					mg/L
4-Nitrophenol	0/10	5.00E-02	1.3E-02		Yes		mg/L
7,12-Dimethylbenz(a)anthracene	0/3	5.80E-03					mg/L
Acenaphthene	0/17	1.00E-02	1.1E-02		No		mg/L
Acenaphthylene	0/17	1.00E-02					mg/L
Acetophenone	0/3	1.20E-04	1.3E-06		Yes		mg/L
Acrolein	0/1	1.30E+02	1.3E-06		Yes		mg/L
Acrylonitrile	0/1	1.30E+02	1.2E-04	3.4E-06	Yes	Yes	mg/L
Aldrin	0/9	3.50E-04	4.5E-05	3.1E-07	Yes	Yes	mg/L
Aniline	0/3	2.60E-04		8.1E-04		No	mg/L
Anthracene	0/17	1.00E-02	5.7E-02		No		mg/L
Azinphos-methyl	0/1	1.10E-04					mg/L
Benz(a)anthracene	0/17	1.00E-02		1.3E-06		Yes	mg/L
Benzenemethanol	0/4	1.00E-02	4.5E-01		No		mg/L
Benzidine	0/3	3.80E-02	4.5E-03	2.3E-08	Yes	Yes	mg/L
Benzo(a)pyrene	0/17	1.00E-02		9.5E-08		Yes	mg/L
Benzo(b)fluoranthene	0/17	1.00E-02		9.3E-07		Yes	mg/L
Benzo(ghi)perylene	0/17	1.00E-02					mg/L
Benzo(k)fluoranthene	0/17	1.00E-02		1.7E-05		Yes	mg/L
Benzoic acid	0/4	5.00E-02	6.0E+00		No		mg/L
Bis(2-chloroethoxy)methane	0/10	1.00E-02					mg/L
Bis(2-chloroethyl) ether	0/10	1.00E-02		9.2E-07		Yes	mg/L
Bis(2-chloroisopropyl)ether	0/10	1.00E-02		2.4E-05		Yes	mg/L
Bromodichloromethane	0/151	5.00E+01	4.0E-03	8.4E-05	Yes	Yes	mg/L
Bromoform	0/13	1.30E+01	4.0E-03	2.2E-04	Yes	Yes	mg/L
Bromomethane	0/14	2.50E+01	2.9E-04		Yes		mg/L
Butyl benzyl phthalate	0/10	1.00E-02	2.6E-01		No		mg/L
Carbazole	0/7	1.00E-02		2.2E-04		Yes	mg/L
Carbon disulfide	0/13	1.30E+01	3.5E-02		Yes		mg/L
Carbon tetrachloride	0/151	5.00E+01	1.2E-04	1.5E-05	Yes	Yes	mg/L
Cesium-137	0/9	1.86E+01		1.2E+00		Yes	pCi/L
Chlorobenzene	0/13	1.30E+01	1.3E-03		Yes		mg/L
Chloromethane	0/14	2.50E+01		1.3E-04		Yes	mg/L
Chromium, hexavalent	0/17	2.50E-01	4.2E-03		Yes		mg/L
Chrysene	0/17	1.00E-02		1.3E-04		Yes	mg/L
Co-Ral	0/1	1.10E-04					mg/L
Demeton O and S	0/1	1.10E-04	6.0E-05		Yes		mg/L

Table 6.2 Comparison of maximum quantitation limits of analytes not detected to human health risk-based screening criteria (continued)

----- AREA_CODE=1 MEDIA=UCRS Groundwater -----
(continued)

Analyte	Frequency of Detection	Maximum non-detected concentration	HI	ELCR	Exceed HI?	Exceed ELCR?	Units
Di-n-octylphthalate	0/10	1.00E-02	6.9E-04		Yes		mg/L
Diazinon	0/1	1.10E-04	1.3E-03		No		mg/L
Dibenz(a,h)anthracene	0/17	1.00E-02		4.6E-08		Yes	mg/L
Dibenzofuran	0/10	1.00E-02	1.6E-03		Yes		mg/L
Dibromochloromethane	0/13	1.30E+01	4.0E-03	6.2E-05	Yes	Yes	mg/L
Dibromomethane	0/1	1.30E+01	2.0E-03		Yes		mg/L
Dichlorodifluoromethane	0/1	1.30E+01	1.3E-02		Yes		mg/L
Dichloroethene	0/2	5.00E+01					mg/L
Dichlorvos	0/1	1.10E-04	7.5E-04	1.8E-05	No	Yes	mg/L
Dieldrin	0/9	2.80E-04	7.2E-05	3.1E-07	Yes	Yes	mg/L
Dimethyl phthalate	0/10	1.00E-02	1.5E+01		No		mg/L
Dimethyl-1,2-dibromo-2,2-dichloroethyl phosphat	0/1	1.10E-04	3.0E-03		No		mg/L
Disulfoton	0/1	1.10E-04	5.6E-05		Yes		mg/L
Endosulfan I	0/6	1.00E-05					mg/L
Endosulfan II	0/6	1.10E-05					mg/L
Endosulfan sulfate	0/6	1.10E-05					mg/L
Endrin	0/6	1.10E-05	2.1E-04		No		mg/L
Endrin aldehyde	0/6	1.10E-05					mg/L
Endrin ketone	0/5	1.10E-05					mg/L
Ethion	0/1	1.10E-04	6.9E-04		No		mg/L
Ethyl cyanide	0/1	2.50E+02					mg/L
Ethyl methacrylate	0/1	1.30E+01	1.8E-02		Yes		mg/L
Ethyl methanesulfonate	0/3	1.50E-03					mg/L
Fensulfothion	0/1	1.10E-04					mg/L
Fenthion	0/1	1.10E-04					mg/L
Fluoranthene	0/17	1.00E-02	2.3E-02		No		mg/L
Heptachlor	0/9	2.50E-04	7.4E-04	1.1E-06	No	Yes	mg/L
Heptachlor epoxide	0/6	1.00E-05	1.8E-05	5.1E-07	No	Yes	mg/L
Hexachloro-dibenzo[b,e][1,4]dioxin	0/1	1.60E-06		3.5E-10		Yes	mg/L
Hexachlorobenzene	0/10	1.00E-02	7.5E-04	1.9E-06	Yes	Yes	mg/L
Hexachlorobutadiene	0/10	1.00E-02	2.2E-04	4.8E-05	Yes	Yes	mg/L
Hexachlorocyclopentadiene	0/10	1.00E-02	9.8E-03		Yes		mg/L
Hexachlorodibenzofuran	0/1	8.00E-07		3.5E-10		Yes	mg/L
Hexachloroethane	0/10	1.00E-02	1.3E-03	3.3E-04	Yes	Yes	mg/L
Indeno(1,2,3-cd)pyrene	0/17	1.00E-02		6.3E-07		Yes	mg/L
Iodomethane	0/1	1.30E+01					mg/L
Lindane	0/9	2.40E-04	4.4E-04	4.0E-06	No	Yes	mg/L
Merphos	0/1	1.10E-04	1.9E-06		Yes		mg/L
Methacrylonitrile	0/1	1.30E+01	3.6E-05		Yes		mg/L

Table 6.2 Comparison of maximum quantitation limits of analytes not detected to human health risk-based screening criteria (continued)

----- AREA_CODE=1 MEDIA=UCRS Groundwater -----
(continued)

Analyte	Frequency of Detection	Maximum non-detected concentration	HI	ELCR	Exceed HI?	Exceed ELCR?	Units
Methoxychlor	0/9	1.60E-04	7.2E-03		No		mg/L
Methyl methacrylate	0/1	1.30E+01	4.6E-02		Yes		mg/L
Methyl methanesulfonate	0/3	2.40E-04					mg/L
Methyl parathion	0/1	1.10E-04	3.8E-04		No		mg/L
Mocap	0/1	1.10E-04					mg/L
N-Nitroso-di-n-propylamine	0/10	1.00E-02		7.4E-07		Yes	mg/L
N-Nitrosodimethylamine	0/3	2.30E-04		1.0E-07		Yes	mg/L
N-Nitrosodiphenylamine	0/10	1.00E-02		9.5E-04		Yes	mg/L
N-Nitrosopiperidine	0/3	1.30E-03					mg/L
Nitrobenzene	0/11	1.00E-02	1.1E-04		Yes		mg/L
PCB-1016	0/9	4.10E-04	4.7E-05	5.3E-06	Yes	Yes	mg/L
PCB-1221	0/9	2.27E-04		1.1E-05		Yes	mg/L
PCB-1232	0/9	1.50E-04		1.3E-05		Yes	mg/L
PCB-1242	0/9	6.70E-04		1.2E-05		Yes	mg/L
PCB-1248	0/9	2.90E-04		7.8E-06		Yes	mg/L
PCB-1254	0/9	1.14E-04	1.9E-05	8.0E-06	Yes	Yes	mg/L
PCB-1260	0/9	1.14E-04		4.4E-06		Yes	mg/L
Pentachloro-dibenzo[b,e][1,4]dioxin	0/1	1.50E-06		2.5E-11		Yes	mg/L
Pentachlorobenzene	0/3	2.00E-03	8.1E-04		Yes		mg/L
Pentachlorodibenzofuran	0/1	1.40E-06					mg/L
Pentachloronitrobenzene	0/3	4.70E-03	4.1E-03	1.8E-05	Yes	Yes	mg/L
Pentachlorophenol	0/10	5.00E-02	2.3E-02	2.1E-05	Yes	Yes	mg/L
Phenacetin	0/3	1.10E-04					mg/L
Phenol	0/10	1.00E-02	9.0E-01		No		mg/L
Phorate	0/1	1.10E-04	3.0E-04		No		mg/L
Phosdrin	0/1	1.10E-04					mg/L
Phosphorous	0/1	1.00E-01	3.0E-05		Yes		mg/L
Plutonium-242	0/2	7.00E-02		1.3E-01		No	pCi/L
Polychlorinated biphenyl	0/7	1.70E-04		8.0E-06		Yes	mg/L
Pronamide	0/3	5.30E-03	1.1E-01		No		mg/L
Protactinium-234	0/2	2.70E+01		1.8E+01		Yes	pCi/L
Prothiophos	0/1	1.10E-04					mg/L
Pyrene	0/17	1.00E-02	1.8E-02		No		mg/L
Pyridine	0/3	4.70E-04	1.5E-03		No		mg/L
Ronnel	0/1	1.10E-04	6.0E-02		No		mg/L
Silvex	0/1	2.00E-04	1.1E-02		No		mg/L
Styrene	0/14	1.30E+01	4.5E-02		Yes		mg/L
Sulprofos	0/1	1.10E-04					mg/L
Tetrachloro-dibenzo[b,e][1,4]dioxin	0/1	1.10E-06					mg/L

Table 6.2 Comparison of maximum quantitation limits of analytes not detected to human health risk-based screening criteria (continued)

----- AREA_CODE=1 MEDIA=UCRS Groundwater -----
(continued)

Analyte	Frequency of Detection	Maximum non-detected concentration	HI	ELCR	Exceed HI?	Exceed ELCR?	Units
Tetrachlorodibenzofuran	0/1	7.00E-07					mg/L
Tetrachloroethene	0/150	5.00E+01	7.9E-03	5.7E-05	Yes	Yes	mg/L
Tetrachlorovinphos	0/1	1.10E-04					mg/L
Total Phosphate as Phosphorus	0/48	2.00E+00	3.0E-05		Yes		mg/L
Toxaphene	0/6	1.13E-03		4.6E-06		Yes	mg/L
Trans-1,4-Dichloro-2-butene	0/1	1.30E+01					mg/L
Trichlorofluoromethane	0/1	1.30E+01	4.2E-02		Yes		mg/L
Trichloronate	0/1	1.10E-04					mg/L
Trinitrotoluene	0/2	6.00E-03	7.5E-04	1.7E-04	Yes	Yes	mg/L
Vinyl acetate	0/5	1.30E+01	1.3E-02		Yes		mg/L
a,a-Dimethylphenethylamine	0/3	4.10E-03					mg/L
alpha-BHC	0/9	2.10E-04		8.1E-07		Yes	mg/L
alpha-Chlordane	0/6	1.00E-05					mg/L
beta-BHC	0/9	5.40E-04		2.8E-06		Yes	mg/L
cis-1,3-Dichloropropene	0/13	1.30E+01					mg/L
delta-BHC	0/9	2.20E-03					mg/L
gamma-Chlordane	0/6	5.00E-05					mg/L
p-Dimethylaminoazobenzene	0/3	1.20E-02					mg/L
trans-1,3-Dichloropropene	0/14	1.30E+01					mg/L

----- AREA_CODE=m MEDIA=McNairy Groundwater -----

Analyte	Frequency of Detection	Maximum non-detected concentration	HI	ELCR	Exceed HI?	Exceed ELCR?	Units
1,1,1-Trichloroethane	0/64	5.00E-02	5.4E-02		No		mg/L
1,1,2,2-Tetrachloroethane	0/1	5.00E-03		5.0E-06		Yes	mg/L
1,1,2-Trichloroethane	0/64	5.00E-02	8.1E-04	1.8E-05	Yes	Yes	mg/L
1,1-Dichloroethane	0/61	5.00E-02	2.7E-02		Yes		mg/L
1,1-Dichloroethene	0/61	5.00E-02	1.8E-03	9.3E-07	Yes	Yes	mg/L
1,2-Dichloroethane	0/64	5.00E-02	6.7E-04	1.1E-05	Yes	Yes	mg/L
1,2-Dichloroethene	0/1	5.00E-03	1.8E-03		Yes		mg/L
1,2-Dichloropropane	0/1	5.00E-03	2.7E-04	7.6E-05	Yes	Yes	mg/L
1,3-Dichlorobenzene	0/1	5.00E-03	5.3E-04		Yes		mg/L
2-Butanone	0/1	1.00E-01	6.2E-02		Yes		mg/L
2-Hexanone	0/1	5.00E-02					mg/L
4-Methyl-2-pentanone	0/1	5.00E-02	5.1E-03		Yes		mg/L

Table 6.2 Comparison of maximum quantitation limits of analytes not detected to human health risk-based screening criteria (continued)

----- AREA_CODE=m MEDIA=McNairy Groundwater -----
(continued)

Analyte	Frequency of Detection	Maximum non-detected concentration	HI	ELCR	Exceed HI?	Exceed ELCR?	Units
Acetone	0/1	1.00E-01	2.0E-02		Yes		mg/L
Antimony	0/50	2.50E-01	5.6E-04		Yes		mg/L
Benzene	0/61	5.00E-02	4.0E-04	3.5E-05	Yes	Yes	mg/L
Bromodichloromethane	0/64	5.00E-02	4.0E-03	8.4E-05	Yes	Yes	mg/L
Bromoform	0/1	5.00E-03	4.0E-03	2.2E-04	Yes	Yes	mg/L
Bromomethane	0/1	1.00E-02	2.9E-04		Yes		mg/L
Carbon disulfide	0/1	1.00E-01	3.5E-02		Yes		mg/L
Carbon tetrachloride	0/64	5.00E-02	1.2E-04	1.5E-05	Yes	Yes	mg/L
Chlorobenzene	0/1	5.00E-03	1.3E-03		Yes		mg/L
Chloroethane	0/1	1.00E-02	3.1E-01		No		mg/L
Chloroform	0/64	5.00E-02	2.0E-03	1.5E-05	Yes	Yes	mg/L
Chloromethane	0/1	1.00E-02		1.3E-04		Yes	mg/L
Dibromochloromethane	0/1	5.00E-03	4.0E-03	6.2E-05	Yes	Yes	mg/L
Dimethylbenzene	0/61	1.00E-01	4.0E-01		No		mg/L
Ethylbenzene	0/61	5.00E-02	4.5E-02		Yes		mg/L
Lead	0/24	2.50E-01	1.5E-07		Yes		mg/L
Methylene chloride	0/1	5.00E-03	6.2E-02	3.6E-04	No	Yes	mg/L
Polychlorinated biphenyl	0/4	1.00E-04		8.0E-06		Yes	mg/L
Selenium	0/32	1.00E-02	7.5E-03		Yes		mg/L
Silver	0/17	6.00E-02	7.5E-03		Yes		mg/L
Styrene	0/1	5.00E-03	4.5E-02		No		mg/L
Tetrachloroethene	0/64	5.00E-02	7.9E-03	5.7E-05	Yes	Yes	mg/L
Tin	0/1	2.80E-01	8.9E-01		No		mg/L
Toluene	0/61	5.00E-02	2.4E-02		Yes		mg/L
Vinyl acetate	0/1	5.00E-02	1.3E-02		Yes		mg/L
Vinyl chloride	0/64	1.00E-01		1.7E-06		Yes	mg/L
cis-1,2-Dichloroethene	0/63	5.00E-02	2.0E-03		Yes		mg/L
cis-1,3-Dichloropropene	0/1	5.00E-03					mg/L
trans-1,2-Dichloroethene	0/63	5.00E-02	4.0E-03		Yes		mg/L
trans-1,3-Dichloropropene	0/1	5.00E-03					mg/L

----- AREA_CODE=m MEDIA=Other Groundwater -----

Analyte	Frequency of Detection	Maximum non-detected concentration	HI	ELCR	Exceed HI?	Exceed ELCR?	Units
1,1,1,2-Tetrachloroethane	0/4	5.00E-03	6.0E-03	3.9E-05	No	Yes	mg/L

Table 6.2 Comparison of maximum quantitation limits of analytes not detected to human health risk-based screening criteria (continued)

----- AREA_CODE=m MEDIA=Other Groundwater -----
 (continued)

Analyte	Frequency of Detection	Maximum non-detected concentration	HI	ELCR	Exceed HI?	Exceed ELCR?	Units
1,1,2,2-Tetrachloroethane	0/9	5.00E-03		5.0E-06		Yes	mg/L
1,1,2-Trichloroethane	0/71	2.50E-01	8.1E-04	1.8E-05	Yes	Yes	mg/L
1,2,3-Trichloropropane	0/4	5.00E-03	1.1E-03	3.9E-07	Yes	Yes	mg/L
1,2,4,5-Tetrachlorobenzene	0/4	1.00E-02	3.5E-04		Yes		mg/L
1,2,4-Trichlorobenzene	0/10	1.00E-02	6.6E-03		Yes		mg/L
1,2-Dibromo-3-chloropropane	0/4	5.00E-03	1.3E-05	3.7E-06	Yes	Yes	mg/L
1,2-Dibromoethane	0/4	5.00E-03	1.3E-05	5.9E-08	Yes	Yes	mg/L
1,2-Dichlorobenzene	0/12	1.00E-02	1.2E-02		No		mg/L
1,2-Dichloroethane	0/71	2.50E-01	6.7E-04	1.1E-05	Yes	Yes	mg/L
1,2-Dichloropropane	0/9	5.00E-03	2.7E-04	7.6E-05	Yes	Yes	mg/L
1,3,5-Trinitrobenzene	0/5	1.00E-02	4.5E-02		No		mg/L
1,3-Dichlorobenzene	0/12	1.00E-02	5.3E-04		Yes		mg/L
1,3-Dinitrobenzene	0/5	2.00E-02	1.5E-04		Yes		mg/L
1,4-Dichlorobenzene	0/12	1.00E-02	5.3E-02	2.0E-04	No	Yes	mg/L
1,4-Dioxane	0/4	1.50E-01		4.8E-04		Yes	mg/L
1,4-Naphthoquinone	0/4	2.00E-02					mg/L
1-Naphthalenamine	0/4	5.00E-02					mg/L
2,3,4,6-Tetrachlorophenol	0/4	3.00E-02	3.9E-02		No		mg/L
2,4,5-T	0/4	6.00E-04	1.4E-02		No		mg/L
2,4,5-Trichlorophenol	0/10	5.00E-02	2.0E-02		Yes		mg/L
2,4,6-Trichlorophenol	0/10	4.00E-02		4.0E-04		Yes	mg/L
2,4-D	0/4	3.60E-03	1.5E-02		No		mg/L
2,4-Dichlorophenol	0/10	3.00E-02	4.1E-03		Yes		mg/L
2,4-Dimethylphenol	0/10	1.00E-02	3.9E-03		Yes		mg/L
2,4-Dinitrophenol	0/10	5.00E-02	3.0E-03		Yes		mg/L
2,4-Dinitrotoluene	0/10	1.00E-02	3.0E-03	7.7E-06	Yes	Yes	mg/L
2,6-Dichlorophenol	0/4	3.00E-02					mg/L
2,6-Dinitrotoluene	0/10	1.00E-02	1.5E-03	7.7E-06	Yes	Yes	mg/L
2-Acetylaminofluorene	0/4	2.00E-02					mg/L
2-Amino-4,6-Dinitrotoluene	0/1	2.60E-04					mg/L
2-Butanone	0/9	1.00E-01	6.2E-02		Yes		mg/L
2-Chloro-1,3-butadiene	0/4	5.00E-03	4.6E-04		Yes		mg/L
2-Chloroethyl vinyl ether	0/4	2.00E-02					mg/L
2-Chloronaphthalene	0/10	1.00E-02	1.5E-02		No		mg/L
2-Chlorophenol	0/10	4.00E-02	1.0E-03		Yes		mg/L
2-Hexanone	0/9	5.00E-02					mg/L
2-Methyl-4,6-dinitrophenol	0/10	5.00E-02					mg/L
2-Methylnaphthalene	0/10	2.00E-02					mg/L
2-Methylphenol	0/10	3.00E-02	7.2E-02		No		mg/L

Table 6.2 Comparison of maximum quantitation limits of analytes not detected to human health risk-based screening criteria (continued)

----- AREA_CODE=m MEDIA=Other Groundwater -----
 (continued)

Analyte	Frequency of Detection	Maximum non-detected concentration	HI	ELCR	Exceed HI?	Exceed ELCR?	Units
2-Methylpyridine	0/4	5.00E-02					mg/L
2-Naphthalenamine	0/4	5.00E-02					mg/L
2-Nitrobenzenamine	0/10	5.00E-02	1.2E-05		Yes		mg/L
2-Nitrophenol	0/10	3.00E-02					mg/L
2-Nitrotoluene	0/1	2.50E-04	1.5E-02		No		mg/L
3,3'-Dichlorobenzidine	0/10	4.00E-02		1.1E-05		Yes	mg/L
3,3'-Dimethylbenzidine	0/4	1.00E-02		5.6E-07		Yes	mg/L
3-Methylcholanthrene	0/4	1.00E-02					mg/L
3-Methylphenol	0/4	5.00E-02	7.2E-02		No		mg/L
3-Nitrobenzenamine	0/10	5.00E-02					mg/L
4,4'-DDD	0/10	3.30E-03		1.3E-05		Yes	mg/L
4,4'-DDE	0/10	3.30E-03		9.8E-06		Yes	mg/L
4,4'-DDT	0/10	3.30E-03	4.0E-04	7.6E-06	Yes	Yes	mg/L
4-Amino-2,6-Dinitrotoluene	0/1	2.60E-04					mg/L
4-Aminobiphenyl	0/4	5.00E-02					mg/L
4-Bromophenyl phenyl ether	0/10	1.00E-02					mg/L
4-Chloro-3-methylphenol	0/10	3.00E-02					mg/L
4-Chlorobenzenamine	0/10	3.00E-02	5.6E-03		Yes		mg/L
4-Chlorophenyl phenyl ether	0/10	1.00E-02					mg/L
4-Methyl-2-pentanone	0/9	5.00E-02	5.1E-03		Yes		mg/L
4-Methylphenol	0/10	5.00E-02	7.3E-03		Yes		mg/L
4-Nitrobenzenamine	0/10	5.00E-02					mg/L
4-Nitrophenol	0/10	5.00E-02	1.3E-02		Yes		mg/L
4-Nitroquinoline-1-oxide	0/4	4.00E-02					mg/L
5-(2-Propenyl)-1,3-benzodioxole (Safrole)	0/4	1.00E-02					mg/L
5-Nitro-o-toluidine	0/4	3.00E-02		1.6E-04		Yes	mg/L
7,12-Dimethylbenz(a)anthracene	0/4	1.00E-02					mg/L
Acenaphthene	0/10	1.00E-02	1.1E-02		No		mg/L
Acenaphthylene	0/10	1.00E-02					mg/L
Acetonitrile	0/4	5.00E-02	2.8E-03		Yes		mg/L
Acetophenone	0/4	1.50E-02	1.3E-06		Yes		mg/L
Acrolein	0/4	5.00E-02	1.3E-06		Yes		mg/L
Acrylonitrile	0/4	5.00E-02	1.2E-04	3.4E-06	Yes	Yes	mg/L
Aldrin	0/10	1.70E-03	4.5E-05	3.1E-07	Yes	Yes	mg/L
Allyl chloride	0/4	5.00E-03	6.7E-05		Yes		mg/L
Aniline	0/4	3.00E-02		8.1E-04		Yes	mg/L
Anthracene	0/10	1.00E-02	5.7E-02		No		mg/L
Aramite	0/4	3.00E-02	6.7E-02	1.8E-04	No	Yes	mg/L
Azinphos-methyl	0/4	1.00E-04					mg/L

Table 6.2 Comparison of maximum quantitation limits of analytes not detected to human health risk-based screening criteria (continued)

----- AREA_CODE=m MEDIA=Other Groundwater -----
(continued)

Analyte	Frequency of Detection	Maximum non-detected concentration	HI	ELCR	Exceed HI?	Exceed ELCR?	Units
Benz(a)anthracene	0/10	1.00E-02		1.3E-06		Yes	mg/L
Benzene	0/75	2.50E-01	4.0E-04	3.5E-05	Yes	Yes	mg/L
Benzenemethanol	0/4	1.00E-02	4.5E-01		No		mg/L
Benzo(a)pyrene	0/10	1.00E-02		9.5E-08		Yes	mg/L
Benzo(b)fluoranthene	0/10	1.00E-02		9.3E-07		Yes	mg/L
Benzo(ghi)perylene	0/10	1.00E-02					mg/L
Benzo(k)fluoranthene	0/10	1.00E-02		1.7E-05		Yes	mg/L
Bis(2-chloroethoxy)methane	0/10	3.00E-02					mg/L
Bis(2-chloroethyl) ether	0/10	2.00E-02		9.2E-07		Yes	mg/L
Bis(2-chloroisopropyl) ether	0/10	1.00E-02		2.4E-05		Yes	mg/L
Bis(2-ethylhexyl)phthalate	0/10	3.00E-02	2.6E-02	3.1E-04	Yes	Yes	mg/L
Bromodichloromethane	0/71	2.50E-01	4.0E-03	8.4E-05	Yes	Yes	mg/L
Bromoform	0/9	5.00E-03	4.0E-03	2.2E-04	Yes	Yes	mg/L
Bromomethane	0/9	1.00E-02	2.9E-04		Yes		mg/L
Butyl benzyl phthalate	0/10	1.00E-02	2.6E-01		No		mg/L
Carbazole	0/6	1.00E-02		2.2E-04		Yes	mg/L
Carbon disulfide	0/9	1.00E-01	3.5E-02		Yes		mg/L
Carbon tetrachloride	0/71	2.50E-01	1.2E-04	1.5E-05	Yes	Yes	mg/L
Chlorine, Total Residual	0/1	2.50E-01	1.5E-01		Yes		mg/L
Chlorobenzene	0/13	5.00E-03	1.3E-03		Yes		mg/L
Chlorobenzilate	0/4	5.00E-02	2.8E-02	1.8E-05	Yes	Yes	mg/L
Chloroethane	0/9	1.00E-02	3.1E-01		No		mg/L
Chloroform	0/71	2.50E-01	2.0E-03	1.5E-05	Yes	Yes	mg/L
Chloromethane	0/9	1.00E-02		1.3E-04		Yes	mg/L
Chromium, hexavalent	0/43	2.50E-01	4.2E-03		Yes		mg/L
Chrysene	0/10	1.00E-02		1.3E-04		Yes	mg/L
Co-Ral	0/4	1.00E-04					mg/L
Cyanide	0/4	3.00E-03	2.8E-02		No		mg/L
Cyclotrimethylenetrinitramine	0/1	8.50E-04	4.4E-03	4.6E-05	No	Yes	mg/L
Demeton O and S	0/4	1.00E-04	6.0E-05		Yes		mg/L
Di-n-octylphthalate	0/10	1.00E-02	6.9E-04		Yes		mg/L
Diallate	0/4	5.00E-02		8.6E-05		Yes	mg/L
Diazinon	0/4	1.00E-04	1.3E-03		No		mg/L
Dibenz(a,h)anthracene	0/10	1.00E-02		4.6E-08		Yes	mg/L
Dibenzofuran	0/10	1.00E-02	1.6E-03		Yes		mg/L
Dibromochloromethane	0/9	5.00E-03	4.0E-03	6.2E-05	Yes	Yes	mg/L
Dibromomethane	0/4	5.00E-03	2.0E-03		Yes		mg/L
Dichlorodifluoromethane	0/4	5.00E-03	1.3E-02		No		mg/L
Dichlorvos	0/4	1.00E-04	7.5E-04	1.8E-05	No	Yes	mg/L

Table 6.2 Comparison of maximum quantitation limits of analytes not detected to human health risk-based screening criteria (continued)

----- AREA_CODE=m MEDIA=Other Groundwater -----
 (continued)

Analyte	Frequency of Detection	Maximum non-detected concentration	HI	ELCR	Exceed HI?	Exceed ELCR?	Units
Dieldrin	0/10	3.30E-03	7.2E-05	3.1E-07	Yes	Yes	mg/L
Diethyl phthalate	0/10	1.00E-02	1.2E+00		No		mg/L
Dimethoate	0/4	1.00E-02	3.0E-04		Yes		mg/L
Dimethyl phthalate	0/10	2.00E-02	1.5E+01		No		mg/L
Dimethyl-1,2-dibromo-2,2-dichloroethyl phosphat	0/4	1.00E-04	3.0E-03		No		mg/L
Dimethylbenzene	0/75	5.00E-01	4.0E-01		Yes		mg/L
Dinoseb	0/4	3.00E-02	1.4E-03		Yes		mg/L
Diphenylamine	0/4	1.00E-02	3.3E-02		No		mg/L
Disulfoton	0/4	2.00E-02	5.6E-05		Yes		mg/L
Endosulfan I	0/10	1.70E-03					mg/L
Endosulfan II	0/10	3.30E-03					mg/L
Endosulfan sulfate	0/10	3.30E-03					mg/L
Endrin	0/10	3.30E-03	2.1E-04		Yes		mg/L
Endrin aldehyde	0/10	3.30E-03					mg/L
Endrin ketone	0/5	1.00E-05					mg/L
Ethion	0/4	1.00E-04	6.9E-04		No		mg/L
Ethyl cyanide	0/4	5.00E-03					mg/L
Ethyl methacrylate	0/4	2.00E-02	1.8E-02		Yes		mg/L
Ethyl methanesulfonate	0/4	2.00E-02					mg/L
Ethylbenzene	0/75	2.50E-01	4.5E-02		Yes		mg/L
Fensulfothion	0/4	1.00E-04					mg/L
Fenthion	0/4	1.00E-04					mg/L
Fluoranthene	0/10	1.00E-02	2.3E-02		No		mg/L
Fluorene	0/10	1.00E-02	7.4E-03		Yes		mg/L
HMX	0/1	1.00E-03	7.6E-02		No		mg/L
Heptachlor	0/10	1.70E-03	7.4E-04	1.1E-06	Yes	Yes	mg/L
Heptachlor epoxide	0/10	1.70E-03	1.8E-05	5.1E-07	Yes	Yes	mg/L
Hexachloro-1-propene	0/4	1.00E-02					mg/L
Hexachloro-dibenzo[b,e][1,4]dioxin	0/5	2.00E-06		3.5E-10		Yes	mg/L
Hexachlorobenzene	0/10	1.00E-02	7.5E-04	1.9E-06	Yes	Yes	mg/L
Hexachlorobutadiene	0/10	1.00E-02	2.2E-04	4.8E-05	Yes	Yes	mg/L
Hexachlorocyclopentadiene	0/10	1.00E-02	9.8E-03		Yes		mg/L
Hexachlorodibenzofuran	0/5	1.90E-06		3.5E-10		Yes	mg/L
Hexachloroethane	0/10	1.00E-02	1.3E-03	3.3E-04	Yes	Yes	mg/L
Hexachlorophene	0/4	5.00E-01	9.4E-05		Yes		mg/L
Indeno(1,2,3-cd)pyrene	0/10	1.00E-02		6.3E-07		Yes	mg/L
Iodomethane	0/4	5.00E-03					mg/L
Isobutanol	0/4	5.00E-02	6.1E-02		No		mg/L
Isodrin	0/4	5.00E-02					mg/L

Table 6.2 Comparison of maximum quantitation limits of analytes not detected to human health risk-based screening criteria (continued)

----- AREA_CODE=m MEDIA=Other Groundwater -----
 (continued)

Analyte	Frequency of Detection	Maximum non-detected concentration	HI	ELCR	Exceed HI?	Exceed ELCR?	Units
Isophorone	0/10	2.00E-02	3.0E-01	5.5E-03	No	Yes	mg/L
Isosafrole	0/4	1.00E-02					mg/L
Kepone	0/4	5.00E-02		2.8E-07		Yes	mg/L
Lindane	0/10	1.70E-03	4.4E-04	4.0E-06	Yes	Yes	mg/L
Merphos	0/4	1.00E-04	1.9E-06		Yes		mg/L
Methacrylonitrile	0/4	5.00E-03	3.6E-05		Yes		mg/L
Methapyrilene	0/4	1.00E-01					mg/L
Methoxychlor	0/10	1.70E-02	7.2E-03		Yes		mg/L
Methyl methacrylate	0/4	1.00E-02	4.6E-02		No		mg/L
Methyl methanesulfonate	0/4	2.00E-02					mg/L
Methyl parathion	0/4	1.00E-02	3.8E-04		Yes		mg/L
Mocap	0/4	1.00E-04					mg/L
Molybdenum	0/40	1.00E-01	7.5E-03		Yes		mg/L
N-Nitroso-di-n-butylamine	0/4	2.00E-02		1.9E-07		Yes	mg/L
N-Nitroso-di-n-propylamine	0/10	3.00E-02		7.4E-07		Yes	mg/L
N-Nitrosodiethylamine	0/4	3.00E-02		3.5E-08		Yes	mg/L
N-Nitrosodimethylamine	0/4	2.00E-02		1.0E-07		Yes	mg/L
N-Nitrosodiphenylamine	0/10	1.00E-02		9.5E-04		Yes	mg/L
N-Nitrosomethylethylamine	0/4	5.00E-02		2.4E-07		Yes	mg/L
N-Nitrosomorpholine	0/4	4.00E-02					mg/L
N-Nitrosopiperidine	0/4	2.00E-02					mg/L
N-Nitrosopyrrolidine	0/4	4.00E-02		2.5E-06		Yes	mg/L
Nitrobenzene	0/10	2.00E-02	1.1E-04		Yes		mg/L
O,O,O-Triethylphosphorothioate	0/4	3.00E-02					mg/L
Orthophosphate	0/3	1.00E-01					mg/L
PCB-1016	0/10	1.30E-02	4.7E-05	5.3E-06	Yes	Yes	mg/L
PCB-1221	0/10	1.30E-02		1.1E-05		Yes	mg/L
PCB-1232	0/10	1.30E-02		1.3E-05		Yes	mg/L
PCB-1242	0/10	1.30E-02		1.2E-05		Yes	mg/L
PCB-1248	0/10	1.30E-02		7.8E-06		Yes	mg/L
PCB-1254	0/10	1.30E-02	1.9E-05	8.0E-06	Yes	Yes	mg/L
PCB-1260	0/10	1.30E-02		4.4E-06		Yes	mg/L
Parathion	0/4	2.00E-02	8.6E-03		Yes		mg/L
Pentachloro-dibenzo[b,e][1,4]dioxin	0/5	1.50E-06		2.5E-11		Yes	mg/L
Pentachlorobenzene	0/4	1.00E-02	8.1E-04		Yes		mg/L
Pentachlorodibenzofuran	0/5	1.20E-06					mg/L
Pentachloroethane	0/4	1.00E-02					mg/L
Pentachloronitrobenzene	0/4	2.00E-02	4.1E-03	1.8E-05	Yes	Yes	mg/L
Pentachlorophenol	0/10	5.00E-02	2.3E-02	2.1E-05	Yes	Yes	mg/L

Table 6.2 Comparison of maximum quantitation limits of analytes not detected to human health risk-based screening criteria (continued)

----- AREA_CODE=m MEDIA=Other Groundwater -----
 (continued)

Analyte	Frequency of Detection	Maximum non-detected concentration	HI	ELCR	Exceed HI?	Exceed ELCR?	Units
Phenacetin	0/4	3.00E-02					mg/L
Phenol	0/10	2.00E-02	9.0E-01		No		mg/L
Phorate	0/4	5.00E-02	3.0E-04		Yes		mg/L
Phosdrin	0/4	1.00E-04					mg/L
Phosphorous	0/1	1.00E-01	3.0E-05		Yes		mg/L
Polychlorinated biphenyl	0/9	1.70E-04		8.0E-06		Yes	mg/L
Pronamide	0/4	2.00E-02	1.1E-01		No		mg/L
Prothiophos	0/4	1.00E-04					mg/L
Pyrene	0/10	1.00E-02	1.8E-02		No		mg/L
Pyridine	0/4	5.00E-02	1.5E-03		Yes		mg/L
Ronnel	0/4	1.00E-04	6.0E-02		No		mg/L
Silvex	0/4	5.00E-04	1.1E-02		No		mg/L
Styrene	0/9	5.00E-03	4.5E-02		No		mg/L
Sulfotepp	0/4	1.00E-02	7.5E-04		Yes		mg/L
Sulprofos	0/4	1.00E-04					mg/L
Tetrachloro-dibenzo[b,e][1,4]dioxin	0/5	1.00E-06					mg/L
Tetrachlorodibenzofuran	0/5	9.00E-07					mg/L
Tetrachloroethene	0/71	2.50E-01	7.9E-03	5.7E-05	Yes	Yes	mg/L
Tetrachlorovinphos	0/4	1.00E-04					mg/L
Tetryl	0/1	1.00E-03	1.5E-02		No		mg/L
Thionazin	0/4	2.00E-02					mg/L
Toluene	0/75	2.50E-01	2.4E-02		Yes		mg/L
Toxaphene	0/10	1.70E-01		4.6E-06		Yes	mg/L
Trans-1,4-Dichloro-2-butene	0/4	5.00E-03					mg/L
Trichlorofluoromethane	0/4	5.00E-03	4.2E-02		No		mg/L
Trichloronate	0/4	1.00E-04					mg/L
Trinitrotoluene	0/3	6.00E-03	7.5E-04	1.7E-04	Yes	Yes	mg/L
Vinyl acetate	0/5	5.00E-02	1.3E-02		Yes		mg/L
a,a-Dimethylphenethylamine	0/4	3.00E-02					mg/L
alpha-BHC	0/10	1.70E-03		8.1E-07		Yes	mg/L
alpha-Chlordane	0/10	1.70E-03					mg/L
beta-BHC	0/10	1.70E-03		2.8E-06		Yes	mg/L
cis-1,3-Dichloropropene	0/9	5.00E-03					mg/L
delta-BHC	0/10	1.70E-03					mg/L
gamma-Chlordane	0/10	1.70E-03					mg/L
m,p-Xylene	0/5	5.00E-03	4.0E-01		No		mg/L
m-Nitrotoluene	0/1	2.50E-04	1.5E-02		No		mg/L
o-Toluidine	0/4	3.00E-02		2.2E-05		Yes	mg/L
p-Dimethylaminoazobenzene	0/4	3.00E-01					mg/L

Table 6.2 Comparison of maximum quantitation limits of analytes not detected to human health risk-based screening criteria (continued)

----- AREA_CODE=m MEDIA=Other Groundwater -----
(continued)

Analyte	Frequency of Detection	Maximum non-detected concentration	HI	ELCR	Exceed HI?	Exceed ELCR?	Units
p-Nitrotoluene	0/1	2.50E-04	1.5E-02		No		mg/L
p-Phenylenediamine	0/4	1.00E-02	2.9E-01		No		mg/L
trans-1,2-Dichloroethene	0/63	2.50E-01	4.0E-03		Yes		mg/L
trans-1,3-Dichloropropene	0/9	5.00E-03					mg/L

----- AREA_CODE=m MEDIA=RGa Groundwater -----

Analyte	Frequency of Detection	Maximum non-detected concentration	HI	ELCR	Exceed HI?	Exceed ELCR?	Units
1,1,1,2-Tetrachloroethane	0/340	1.00E-02	6.0E-03	3.9E-05	Yes	Yes	mg/L
1,1,2,2-Tetrachloroethane	0/413	2.50E-02		5.0E-06		Yes	mg/L
1,1,2-Trichloro-1,2,2-trifluoroethane	0/51	5.00E-03	1.9E+00		No		mg/L
1,1,2-Trichloroethane	0/1E3	5.00E+00	8.1E-04	1.8E-05	Yes	Yes	mg/L
1,1-Dichloroethane	0/1E3	5.00E+00	2.7E-02		Yes		mg/L
1,1-Dichloropropene	0/20	5.00E-03					mg/L
1,2,3-Trichloropropane	0/404	1.50E-02	1.1E-03	3.9E-07	Yes	Yes	mg/L
1,2,4,5-Tetrachlorobenzene	0/20	1.00E-02	3.5E-04		Yes		mg/L
1,2,4-Trichlorobenzene	0/23	2.00E-02	6.6E-03		Yes		mg/L
1,2-Dibromo-3-chloropropane	0/308	1.00E-02	1.3E-05	3.7E-06	Yes	Yes	mg/L
1,2-Dibromoethane	0/328	1.00E-02	1.3E-05	5.9E-08	Yes	Yes	mg/L
1,2-Dichloroethane	0/1E3	5.00E+00	6.7E-04	1.1E-05	Yes	Yes	mg/L
1,2-Dichloropropane	0/349	2.50E-02	2.7E-04	7.6E-05	Yes	Yes	mg/L
1,3,5-Trinitrobenzene	0/20	1.00E-02	4.5E-02		No		mg/L
1,3-Dichlorobenzene	0/43	1.00E-01	5.3E-04		Yes		mg/L
1,3-Dichloropropane	0/20	3.00E-04					mg/L
1,3-Dinitrobenzene	0/20	1.00E-02	1.5E-04		Yes		mg/L
1,4-Difluorobenzene	0/13	5.00E-03					mg/L
1,4-Dioxane	0/20	1.50E-01		4.8E-04		Yes	mg/L
1,4-Naphthoquinone	0/20	1.00E-02					mg/L
1-Naphthalenamine	0/20	1.00E-02					mg/L
2,2-Dichloropropane	0/20	5.00E-04					mg/L
2,3,4,6-Tetrachlorophenol	0/20	1.00E-02	3.9E-02		No		mg/L
2,4,5-T	0/20	1.07E-03	1.4E-02		No		mg/L
2,4,5-Trichlorophenol	0/23	2.00E-02	2.0E-02		Yes		mg/L
2,4,6-Trichlorophenol	0/23	2.00E-02		4.0E-04		Yes	mg/L
2,4-D	0/20	1.07E-02	1.5E-02		No		mg/L

Table 6.2 Comparison of maximum quantitation limits of analytes not detected to human health risk-based screening criteria (continued)

----- AREA_CODE=m MEDIA=RGa Groundwater -----
 (continued)

Analyte	Frequency of Detection	Maximum non-detected concentration	HI	ELCR	Exceed HI?	Exceed ELCR?	Units
2,4-Dichlorophenol	0/23	2.00E-02	4.1E-03		Yes		mg/L
2,4-Dimethylphenol	0/23	2.00E-02	3.9E-03		Yes		mg/L
2,4-Dinitrophenol	0/23	5.00E-02	3.0E-03		Yes		mg/L
2,4-Dinitrotoluene	0/23	2.00E-02	3.0E-03	7.7E-06	Yes	Yes	mg/L
2,6-Dichlorophenol	0/20	1.00E-02					mg/L
2,6-Dinitrotoluene	0/23	2.00E-02	1.5E-03	7.7E-06	Yes	Yes	mg/L
2-Acetylaminofluorene	0/20	1.00E-02					mg/L
2-Chloro-1,3-butadiene	0/20	5.00E-03	4.6E-04		Yes		mg/L
2-Chloroethyl vinyl ether	0/372	2.00E-02					mg/L
2-Chloronaphthalene	0/23	2.00E-02	1.5E-02		Yes		mg/L
2-Chlorophenol	0/23	2.00E-02	1.0E-03		Yes		mg/L
2-Hexanone	0/413	2.50E-01					mg/L
2-Methyl-4,6-dinitrophenol	0/23	2.00E-02					mg/L
2-Methylnaphthalene	0/23	2.00E-02					mg/L
2-Methylphenol	0/23	2.00E-02	7.2E-02		No		mg/L
2-Naphthalenamine	0/20	1.00E-02					mg/L
2-Nitrobenzenamine	0/23	5.00E-02	1.2E-05		Yes		mg/L
2-Nitrophenol	0/23	2.00E-02					mg/L
3,3'-Dichlorobenzidine	0/23	2.00E-02		1.1E-05		Yes	mg/L
3,3'-Dimethylbenzidine	0/20	1.00E-02		5.6E-07		Yes	mg/L
3-Methylcholanthrene	0/20	1.00E-02					mg/L
3-Methylphenol	0/20	1.00E-02	7.2E-02		No		mg/L
3-Nitrobenzenamine	0/23	5.00E-02					mg/L
4,4'-DDD	0/20	1.00E-02		1.3E-05		Yes	mg/L
4,4'-DDE	0/20	1.00E-02		9.8E-06		Yes	mg/L
4,4'-DDT	0/20	1.00E-02	4.0E-04	7.6E-06	Yes	Yes	mg/L
4-Aminobiphenyl	0/20	1.00E-02					mg/L
4-Bromophenyl phenyl ether	0/23	2.00E-02					mg/L
4-Chloro-3-methylphenol	0/23	2.00E-02					mg/L
4-Chlorobenzenamine	0/23	2.00E-02	5.6E-03		Yes		mg/L
4-Chlorophenyl phenyl ether	0/23	2.00E-02					mg/L
4-Methylphenol	0/23	2.00E-02	7.3E-03		Yes		mg/L
4-Nitrobenzenamine	0/23	5.00E-02					mg/L
4-Nitrophenol	0/23	5.00E-02	1.3E-02		Yes		mg/L
5-(2-Propenyl)-1,3-benzodioxole (Safrole)	0/20	1.00E-02					mg/L
5-Nitro-o-toluidine	0/20	1.00E-02		1.6E-04		Yes	mg/L
7,12-Dimethylbenz(a)anthracene	0/20	1.00E-02					mg/L
Acenaphthene	0/23	2.00E-02	1.1E-02		Yes		mg/L
Acenaphthylene	0/23	2.00E-02					mg/L

Table 6.2 Comparison of maximum quantitation limits of analytes not detected to human health risk-based screening criteria (continued)

----- AREA_CODE=m MEDIA=RGa Groundwater -----
(continued)

Analyte	Frequency of Detection	Maximum non-detected concentration	HI	ELCR	Exceed HI?	Exceed ELCR?	Units
Acetonitrile	0/20	6.00E-02	2.8E-03		Yes		mg/L
Acetophenone	0/20	1.00E-02	1.3E-06		Yes		mg/L
Acrolein	0/354	1.00E-01	1.3E-06		Yes		mg/L
Aldrin	0/20	1.00E-02	4.5E-05	3.1E-07	Yes	Yes	mg/L
Allyl chloride	0/20	1.00E-01	6.7E-05		Yes		mg/L
Anthracene	0/23	2.00E-02	5.7E-02		No		mg/L
Benz(a)anthracene	0/23	2.00E-02		1.3E-06		Yes	mg/L
Benzenemethanol	0/20	2.00E-02	4.5E-01		No		mg/L
Benzo(a)pyrene	0/23	2.00E-02		9.5E-08		Yes	mg/L
Benzo(b)fluoranthene	0/23	2.00E-02		9.3E-07		Yes	mg/L
Benzo(ghi)perylene	0/23	2.00E-02					mg/L
Benzo(k)fluoranthene	0/23	2.00E-02		1.7E-05		Yes	mg/L
Bis(2-chloroethoxy)methane	0/23	2.00E-02					mg/L
Bis(2-chloroethyl) ether	0/23	2.00E-02		9.2E-07		Yes	mg/L
Bis(2-chloroisopropyl) ether	0/3	2.00E-02		2.4E-05		Yes	mg/L
Bis(2-chloroisopropyl) ether	0/20	1.00E-02		2.4E-05		Yes	mg/L
Bromochloromethane	0/391	5.00E-03					mg/L
Bromodichloromethane	0/1E3	5.00E+00	4.0E-03	8.4E-05	Yes	Yes	mg/L
Bromoform	0/411	2.50E-02	4.0E-03	2.2E-04	Yes	Yes	mg/L
Butyl benzyl phthalate	0/23	2.00E-02	2.6E-01		No		mg/L
Carbon disulfide	0/410	5.00E-01	3.5E-02		Yes		mg/L
Carbonate	0/3	1.00E+00					mg/L
Chlordene	0/10	2.00E-03					mg/L
Chlorobenzilate	0/20	1.00E-02	2.8E-02	1.8E-05	No	Yes	mg/L
Chromium, hexavalent	0/9	1.00E-02	4.2E-03		Yes		mg/L
Cyanide	0/20	2.00E-02	2.8E-02		No		mg/L
Di-n-octylphthalate	0/23	2.00E-02	6.9E-04		Yes		mg/L
Diallate	0/20	1.00E-02		8.6E-05		Yes	mg/L
Dibenz(a,h)anthracene	0/23	2.00E-02		4.6E-08		Yes	mg/L
Dibenzofuran	0/23	2.00E-02	1.6E-03		Yes		mg/L
Dibromochloromethane	0/411	2.50E-02	4.0E-03	6.2E-05	Yes	Yes	mg/L
Dibromomethane	0/404	1.00E-02	2.0E-03		Yes		mg/L
Dieldrin	0/20	1.00E-02	7.2E-05	3.1E-07	Yes	Yes	mg/L
Dimethoate	0/20	1.00E-02	3.0E-04		Yes		mg/L
Dimethyl phthalate	0/23	2.00E-02	1.5E+01		No		mg/L
Dinoseb	0/20	1.00E-02	1.4E-03		Yes		mg/L
Diphenylamine	0/20	1.00E-02	3.3E-02		No		mg/L
Disulfoton	0/20	1.00E-02	5.6E-05		Yes		mg/L
Endosulfan I	0/20	1.00E-02					mg/L

Table 6.2 Comparison of maximum quantitation limits of analytes not detected to human health risk-based screening criteria (continued)

----- AREA_CODE=m MEDIA=RGa Groundwater -----
 (continued)

Analyte	Frequency of Detection	Maximum non-detected concentration	HI	ELCR	Exceed HI?	Exceed ELCR?	Units
Endosulfan II	0/20	1.20E-04					mg/L
Endosulfan sulfate	0/20	1.00E-02					mg/L
Endrin	0/20	2.00E-04	2.1E-04		No		mg/L
Endrin aldehyde	0/20	1.00E-02					mg/L
Ethane	0/9	3.00E-02					mg/L
Ethyl cyanide	0/20	2.20E-01					mg/L
Ethyl methacrylate	0/384	1.00E-02	1.8E-02		No		mg/L
Ethyl methanesulfonate	0/20	1.00E-02					mg/L
Ethylene	0/9	3.00E-02					mg/L
Fluoranthene	0/23	2.00E-02	2.3E-02		No		mg/L
Fluorene	0/23	2.00E-02	7.4E-03		Yes		mg/L
Heptachlor	0/20	4.00E-04	7.4E-04	1.1E-06	No	Yes	mg/L
Heptachlor epoxide	0/20	2.00E-04	1.8E-05	5.1E-07	Yes	Yes	mg/L
Hexachloro-1-propene	0/20	1.00E-02					mg/L
Hexachlorobenzene	0/23	2.00E-02	7.5E-04	1.9E-06	Yes	Yes	mg/L
Hexachlorobutadiene	0/23	2.00E-02	2.2E-04	4.8E-05	Yes	Yes	mg/L
Hexachlorocyclopentadiene	0/23	2.00E-02	9.8E-03		Yes		mg/L
Hexachloroethane	0/23	2.00E-02	1.3E-03	3.3E-04	Yes	Yes	mg/L
Indeno(1,2,3-cd)pyrene	0/23	2.00E-02		6.3E-07		Yes	mg/L
Iodomethane	0/404	5.00E-03					mg/L
Isobutanol	0/20	2.80E+00	6.1E-02		Yes		mg/L
Isodrin	0/20	1.00E-02					mg/L
Isophorone	0/23	2.00E-02	3.0E-01	5.5E-03	No	Yes	mg/L
Isosafrole	0/20	1.00E-02					mg/L
Kepone	0/20	1.00E-02		2.8E-07		Yes	mg/L
Lindane	0/20	2.00E-04	4.4E-04	4.0E-06	No	Yes	mg/L
Methacrylonitrile	0/20	2.00E-02	3.6E-05		Yes		mg/L
Methapyrilene	0/20	1.00E-02					mg/L
Methoxychlor	0/20	4.00E-02	7.2E-03		Yes		mg/L
Methyl methacrylate	0/20	2.00E-02	4.6E-02		No		mg/L
Methyl methanesulfonate	0/20	1.00E-02					mg/L
Methyl parathion	0/20	1.00E-02	3.8E-04		Yes		mg/L
N-Nitroso-di-n-butylamine	0/20	1.00E-02		1.9E-07		Yes	mg/L
N-Nitroso-di-n-propylamine	0/23	2.00E-02		7.4E-07		Yes	mg/L
N-Nitrosodiethylamine	0/20	1.00E-02		3.5E-08		Yes	mg/L
N-Nitrosodimethylamine	0/20	1.00E-02		1.0E-07		Yes	mg/L
N-Nitrosodiphenylamine	0/23	2.00E-02		9.5E-04		Yes	mg/L
N-Nitrosomethylethylamine	0/20	1.00E-02		2.4E-07		Yes	mg/L
N-Nitrosopiperidine	0/20	1.00E-02					mg/L

Table 6.2 Comparison of maximum quantitation limits of analytes not detected to human health risk-based screening criteria (continued)

----- AREA_CODE=m MEDIA=RGa Groundwater -----
(continued)

Analyte	Frequency of Detection	Maximum non-detected concentration	HI	ELCR	Exceed HI?	Exceed ELCR?	Units
N-Nitrosopyrrolidine	0/20	1.00E-02		2.5E-06		Yes	mg/L
Naphthalene	0/23	2.00E-02	2.0E-04		Yes		mg/L
Nitrobenzene	0/23	2.00E-02	1.1E-04		Yes		mg/L
O,0,O-Triethylphosphorothioate	0/20	1.00E-02					mg/L
PCB-1016	0/20	6.00E-04	4.7E-05	5.3E-06	Yes	Yes	mg/L
PCB-1221	0/20	6.00E-04		1.1E-05		Yes	mg/L
PCB-1232	0/20	6.00E-04		1.3E-05		Yes	mg/L
PCB-1242	0/20	6.00E-04		1.2E-05		Yes	mg/L
PCB-1248	0/20	6.00E-04		7.8E-06		Yes	mg/L
PCB-1260	0/20	1.10E-03		4.4E-06		Yes	mg/L
Parathion	0/20	1.00E-02	8.6E-03		Yes		mg/L
Pentachlorobenzene	0/20	1.00E-02	8.1E-04		Yes		mg/L
Pentachlorodibenzofuran	0/20	1.00E-08					mg/L
Pentachloroethane	0/20	1.00E-02					mg/L
Pentachloronitrobenzene	0/20	1.00E-02	4.1E-03	1.8E-05	Yes	Yes	mg/L
Pentachlorophenol	0/23	5.00E-02	2.3E-02	2.1E-05	Yes	Yes	mg/L
Phenacetin	0/20	1.00E-02					mg/L
Phenanthrene	0/23	2.00E-02					mg/L
Phenol	0/23	2.00E-02	9.0E-01		No		mg/L
Phorate	0/20	1.00E-02	3.0E-04		Yes		mg/L
Pronamide	0/20	1.00E-02	1.1E-01		No		mg/L
Pyrene	0/23	2.00E-02	1.8E-02		Yes		mg/L
Pyridine	0/1	5.00E-03	1.5E-03		Yes		mg/L
Silvex	0/20	1.07E-03	1.1E-02		No		mg/L
Styrene	0/411	2.50E-02	4.5E-02		No		mg/L
Sulfide	0/20	1.00E+01					mg/L
Thionazin	0/20	1.00E-02					mg/L
Tin	0/27	4.00E+00	8.9E-01		Yes		mg/L
Toxaphene	0/20	3.00E-03		4.6E-06		Yes	mg/L
Trans-1,4-Dichloro-2-butene	0/372	1.00E-01					mg/L
Uranium-234	0/1			8.7E-01		No	pCi/L
Uranium-235	0/1						
Uranium-238	0/1			6.2E-01		No	pCi/L
Vinyl acetate	0/411	2.50E-01	1.3E-02		Yes		mg/L
alpha-BHC	0/20	1.00E-02		8.1E-07		Yes	mg/L
alpha-Chlordane	0/10	6.00E-05					mg/L
beta-BHC	0/20	4.00E-02		2.8E-06		Yes	mg/L
cis-1,3-Dichloropropene	0/411	2.50E-02					mg/L
cis-1,4-Dichloro-2-Butene	0/20	5.00E-03					mg/L

Table 6.2 Comparison of maximum quantitation limits of analytes not detected to human health risk-based screening criteria (continued)

----- AREA_CODE=m MEDIA=RGa Groundwater -----
(continued)

Analyte	Frequency of Detection	Maximum non-detected concentration	HI	ELCR	Exceed HI?	Exceed ELCR?	Units
delta-BHC	0/20	3.00E-02					mg/L
gamma-Chlordane	0/10	6.00E-05					mg/L
o-Toluidine	0/20	1.00E-02		2.2E-05		Yes	mg/L
p-Dimethylaminoazobenzene	0/20	1.00E-02					mg/L
p-Phenylenediamine	0/20	1.00E-02	2.9E-01		No		mg/L

----- AREA_CODE=m MEDIA=UCRS Groundwater -----

Analyte	Frequency of Detection	Maximum non-detected concentration	HI	ELCR	Exceed HI?	Exceed ELCR?	Units
1,1,1,2-Tetrachloroethane	0/8	5.00E-03	6.0E-03	3.9E-05	No	Yes	mg/L
1,1,1-Trichloroethane	0/80	5.00E-02	5.4E-02		No		mg/L
1,1,2,2-Tetrachloroethane	0/29	5.00E-03		5.0E-06		Yes	mg/L
1,1,2-Trichloroethane	0/81	5.00E-01	8.1E-04	1.8E-05	Yes	Yes	mg/L
1,1-Dichloroethane	0/80	5.00E-02	2.7E-02		Yes		mg/L
1,1-Dichloroethene	0/80	5.00E-02	1.8E-03	9.3E-07	Yes	Yes	mg/L
1,2,3-Trichloropropane	0/28	1.50E-02	1.1E-03	3.9E-07	Yes	Yes	mg/L
1,2-Dibromo-3-chloropropane	0/8	5.00E-03	1.3E-05	3.7E-06	Yes	Yes	mg/L
1,2-Dibromoethane	0/8	5.00E-03	1.3E-05	5.9E-08	Yes	Yes	mg/L
1,2-Dichlorobenzene	0/8	5.00E-03	1.2E-02		No		mg/L
1,2-Dichloroethane	0/81	5.00E-01	6.7E-04	1.1E-05	Yes	Yes	mg/L
1,2-Dichloroethene	0/5	5.00E-03	1.8E-03		Yes		mg/L
1,2-Dichloropropane	0/9	5.00E-03	2.7E-04	7.6E-05	Yes	Yes	mg/L
1,3-Dichlorobenzene	0/5	5.00E-03	5.3E-04		Yes		mg/L
1,4-Dichlorobenzene	0/8	5.00E-03	5.3E-02	2.0E-04	No	Yes	mg/L
1,4-Difluorobenzene	0/4	5.00E-03					mg/L
2-Chloroethyl vinyl ether	0/28	2.00E-02					mg/L
2-Hexanone	0/29	5.00E-02					mg/L
4-Methyl-2-pentanone	0/29	1.00E-01	5.1E-03		Yes		mg/L
Acrolein	0/31	1.00E-01	1.3E-06		Yes		mg/L
Acrylonitrile	0/31	2.00E-01	1.2E-04	3.4E-06	Yes	Yes	mg/L
Americium-241	0/4	-1.00E-01		1.2E-01		No	pCi/L
Beryllium	0/43	2.50E-02	2.6E-03	1.0E-06	Yes	Yes	mg/L
Bromochloromethane	0/24	5.00E-03					mg/L
Bromoform	0/29	5.00E-03	4.0E-03	2.2E-04	Yes	Yes	mg/L
Bromomethane	0/29	1.00E-02	2.9E-04		Yes		mg/L

Table 6.2 Comparison of maximum quantitation limits of analytes not detected to human health risk-based screening criteria (continued)

----- AREA_CODE=m MEDIA=UCRS Groundwater -----
(continued)

Analyte	Frequency of Detection	Maximum non-detected concentration	HI	ELCR	Exceed HI?	Exceed ELCR?	Units
Carbon disulfide	0/29	1.00E-01	3.5E-02		Yes		mg/L
Carbon tetrachloride	0/81	5.00E-01	1.2E-04	1.5E-05	Yes	Yes	mg/L
Chlorobenzene	0/29	5.00E-03	1.3E-03		Yes		mg/L
Chloroethane	0/29	1.00E-02	3.1E-01		No		mg/L
Chloromethane	0/29	1.00E-02		1.3E-04		Yes	mg/L
Chromium, hexavalent	0/4	1.00E-02	4.2E-03		Yes		mg/L
Dibromomethane	0/28	5.00E-03	2.0E-03		Yes		mg/L
Dimethylbenzene	0/80	1.00E-01	4.0E-01		No		mg/L
Ethyl methacrylate	0/28	1.00E-02	1.8E-02		No		mg/L
Ethylbenzene	0/80	5.00E-02	4.5E-02		Yes		mg/L
Iodomethane	0/28	5.00E-03					mg/L
Molybdenum	0/28	1.00E-01	7.5E-03		Yes		mg/L
Polychlorinated biphenyl	0/30	1.70E-04		8.0E-06		Yes	mg/L
Styrene	0/29	1.00E-02	4.5E-02		No		mg/L
Tetrachloroethene	0/61	5.00E-01	7.9E-03	5.7E-05	Yes	Yes	mg/L
Tin	0/1	2.80E-01	8.9E-01		No		mg/L
Toluene	0/80	5.00E-02	2.4E-02		Yes		mg/L
Total Phosphate as Phosphorus	0/27	2.00E+00	3.0E-05		Yes		mg/L
Trans-1,4-Dichloro-2-butene	0/28	1.00E-01					mg/L
Trichlorofluoromethane	0/28	5.00E-03	4.2E-02		No		mg/L
Vinyl acetate	0/29	5.00E-02	1.3E-02		Yes		mg/L
Vinyl chloride	0/81	1.00E+00		1.7E-06		Yes	mg/L
cis-1,2-Dichloroethene	0/60	5.00E-01	2.0E-03		Yes		mg/L
cis-1,3-Dichloropropene	0/29	1.00E-02					mg/L
trans-1,2-Dichloroethene	0/80	5.00E-01	4.0E-03		Yes		mg/L
trans-1,3-Dichloropropene	0/29	1.00E-02					mg/L

----- AREA_CODE=n MEDIA=McNairy Groundwater -----

Analyte	Frequency of Detection	Maximum non-detected concentration	HI	ELCR	Exceed HI?	Exceed ELCR?	Units
1,1,1-Trichloroethane	0/116	1.00E+00	5.4E-02		Yes		mg/L
1,1,2,2-Tetrachloroethane	0/2	5.00E-03		5.0E-06		Yes	mg/L
1,1,2-Trichloroethane	0/115	1.00E+00	8.1E-04	1.8E-05	Yes	Yes	mg/L
1,1-Dichloroethane	0/112	1.00E+00	2.7E-02		Yes		mg/L
1,1-Dichloroethene	0/113	1.00E+00	1.8E-03	9.3E-07	Yes	Yes	mg/L

Table 6.2 Comparison of maximum quantitation limits of analytes not detected to human health risk-based screening criteria (continued)

----- AREA_CODE=n MEDIA=McNairy Groundwater -----
 (continued)

Analyte	Frequency of Detection	Maximum non-detected concentration	HI	ELCR	Exceed HI?	Exceed ELCR?	Units
1,2-Dichloroethane	0/116	1.00E+00	6.7E-04	1.1E-05	Yes	Yes	mg/L
1,2-Dichloroethene	0/2	5.00E-03	1.8E-03		Yes		mg/L
1,2-Dichloropropane	0/2	5.00E-03	2.7E-04	7.6E-05	Yes	Yes	mg/L
1,3-Dichlorobenzene	0/3	5.00E-03	5.3E-04		Yes		mg/L
2-Butanone	0/2	1.00E-01	6.2E-02		Yes		mg/L
2-Hexanone	0/2	5.00E-02					mg/L
4-Methyl-2-pentanone	0/2	5.00E-02	5.1E-03		Yes		mg/L
Acetone	0/2	1.00E-01	2.0E-02		Yes		mg/L
Benzene	0/112	1.00E+00	4.0E-04	3.5E-05	Yes	Yes	mg/L
Bromodichloromethane	0/115	1.00E+00	4.0E-03	8.4E-05	Yes	Yes	mg/L
Bromoform	0/2	5.00E-03	4.0E-03	2.2E-04	Yes	Yes	mg/L
Bromomethane	0/2	1.00E-02	2.9E-04		Yes		mg/L
Carbon disulfide	0/2	1.00E-01	3.5E-02		Yes		mg/L
Carbon tetrachloride	0/116	1.00E+00	1.2E-04	1.5E-05	Yes	Yes	mg/L
Chlorobenzene	0/2	5.00E-03	1.3E-03		Yes		mg/L
Chloroethane	0/2	1.00E-02	3.1E-01		No		mg/L
Chloroform	0/115	1.00E+00	2.0E-03	1.5E-05	Yes	Yes	mg/L
Chloromethane	0/2	1.00E-02		1.3E-04		Yes	mg/L
Dibromochloromethane	0/2	5.00E-03	4.0E-03	6.2E-05	Yes	Yes	mg/L
Dimethylbenzene	0/112	1.00E+00	4.0E-01		Yes		mg/L
Ethylbenzene	0/112	1.00E+00	4.5E-02		Yes		mg/L
Lead	0/40	2.50E-01	1.5E-07		Yes		mg/L
Methylene chloride	0/2	5.00E-03	6.2E-02	3.6E-04	No	Yes	mg/L
Plutonium-239/240	0/1	-1.21E-02		1.2E-01		No	pCi/L
Polychlorinated biphenyl	0/4	1.00E-04		8.0E-06		Yes	mg/L
Selenium	0/50	1.00E-02	7.5E-03		Yes		mg/L
Silver	0/27	6.00E-02	7.5E-03		Yes		mg/L
Styrene	0/2	5.00E-03	4.5E-02		No		mg/L
Tetrachloroethene	0/115	1.00E+00	7.9E-03	5.7E-05	Yes	Yes	mg/L
Tin	0/2	2.80E-01	8.9E-01		No		mg/L
Toluene	0/112	1.00E+00	2.4E-02		Yes		mg/L
Vinyl acetate	0/2	5.00E-02	1.3E-02		Yes		mg/L
Vinyl chloride	0/115	1.00E+00		1.7E-06		Yes	mg/L
cis-1,2-Dichloroethene	0/114	2.00E+00	2.0E-03		Yes		mg/L
cis-1,3-Dichloropropene	0/2	5.00E-03					mg/L
trans-1,2-Dichloroethene	0/114	2.00E+00	4.0E-03		Yes		mg/L
trans-1,3-Dichloropropene	0/2	5.00E-03					mg/L

Table 6.2 Comparison of maximum quantitation limits of analytes not detected to human health risk-based screening criteria (continued)

----- AREA_CODE=n MEDIA=Other Groundwater -----

Analyte	Frequency of Detection	Maximum non-detected concentration	HI	ELCR	Exceed HI?	Exceed ELCR?	Units
1,1,1,2-Tetrachloroethane	0/5	5.00E-03	6.0E-03	3.9E-05	No	Yes	mg/L
1,1,2,2-Tetrachloroethane	0/10	5.00E-03		5.0E-06		Yes	mg/L
1,1,2-Trichloroethane	0/72	2.50E-01	8.1E-04	1.8E-05	Yes	Yes	mg/L
1,2,3-Trichloropropane	0/5	5.00E-03	1.1E-03	3.9E-07	Yes	Yes	mg/L
1,2,4,5-Tetrachlorobenzene	0/4	1.00E-02	3.5E-04		Yes		mg/L
1,2,4-Trichlorobenzene	0/10	1.00E-02	6.6E-03		Yes		mg/L
1,2-Dibromo-3-chloropropane	0/5	5.00E-03	1.3E-05	3.7E-06	Yes	Yes	mg/L
1,2-Dibromoethane	0/5	5.00E-03	1.3E-05	5.9E-08	Yes	Yes	mg/L
1,2-Dichlorobenzene	0/12	1.00E-02	1.2E-02		No		mg/L
1,2-Dichloroethane	0/72	2.50E-01	6.7E-04	1.1E-05	Yes	Yes	mg/L
1,2-Dichloropropane	0/10	5.00E-03	2.7E-04	7.6E-05	Yes	Yes	mg/L
1,3,5-Trinitrobenzene	0/5	1.00E-02	4.5E-02		No		mg/L
1,3-Dichlorobenzene	0/12	1.00E-02	5.3E-04		Yes		mg/L
1,3-Dinitrobenzene	0/5	2.00E-02	1.5E-04		Yes		mg/L
1,4-Dichlorobenzene	0/12	1.00E-02	5.3E-02	2.0E-04	No	Yes	mg/L
1,4-Dioxane	0/5	1.50E-01		4.8E-04		Yes	mg/L
1,4-Naphthoquinone	0/4	2.00E-02					mg/L
1-Naphthalenamine	0/4	5.00E-02					mg/L
2,3,4,6-Tetrachlorophenol	0/4	3.00E-02	3.9E-02		No		mg/L
2,4,5-T	0/4	6.00E-04	1.4E-02		No		mg/L
2,4,5-Trichlorophenol	0/10	5.00E-02	2.0E-02		Yes		mg/L
2,4,6-Trichlorophenol	0/10	4.00E-02		4.0E-04		Yes	mg/L
2,4-D	0/4	3.60E-03	1.5E-02		No		mg/L
2,4-Dichlorophenol	0/10	3.00E-02	4.1E-03		Yes		mg/L
2,4-Dimethylphenol	0/10	1.00E-02	3.9E-03		Yes		mg/L
2,4-Dinitrophenol	0/10	5.00E-02	3.0E-03		Yes		mg/L
2,4-Dinitrotoluene	0/10	1.00E-02	3.0E-03	7.7E-06	Yes	Yes	mg/L
2,6-Dichlorophenol	0/4	3.00E-02					mg/L
2,6-Dinitrotoluene	0/10	1.00E-02	1.5E-03	7.7E-06	Yes	Yes	mg/L
2-Acetylaminofluorene	0/4	2.00E-02					mg/L
2-Amino-4,6-Dinitrotoluene	0/1	2.60E-04					mg/L
2-Butanone	0/10	1.00E-01	6.2E-02		Yes		mg/L
2-Chloro-1,3-butadiene	0/5	5.00E-03	4.6E-04		Yes		mg/L
2-Chloroethyl vinyl ether	0/5	2.00E-02					mg/L
2-Chloronaphthalene	0/10	1.00E-02	1.5E-02		No		mg/L
2-Chlorophenol	0/10	4.00E-02	1.0E-03		Yes		mg/L
2-Hexanone	0/10	5.00E-02					mg/L
2-Methyl-4,6-dinitrophenol	0/10	5.00E-02					mg/L
2-Methylnaphthalene	0/10	2.00E-02					mg/L
2-Methylphenol	0/10	3.00E-02	7.2E-02		No		mg/L

Table 6.2 Comparison of maximum quantitation limits of analytes not detected to human health risk-based screening criteria (continued)

----- AREA_CODE=n MEDIA=Other Groundwater -----
(continued)

Analyte	Frequency of Detection	Maximum non-detected concentration	HI	ELCR	Exceed HI?	Exceed ELCR?	Units
2-Methylpyridine	0/4	5.00E-02					mg/L
2-Naphthalenamine	0/4	5.00E-02					mg/L
2-Nitrobenzenamine	0/10	5.00E-02	1.2E-05		Yes		mg/L
2-Nitrophenol	0/10	3.00E-02					mg/L
2-Nitrotoluene	0/1	2.50E-04	1.5E-02		No		mg/L
3,3'-Dichlorobenzidine	0/10	4.00E-02		1.1E-05		Yes	mg/L
3,3'-Dimethylbenzidine	0/4	1.00E-02		5.6E-07		Yes	mg/L
3-Methylcholanthrene	0/4	1.00E-02					mg/L
3-Methylphenol	0/4	5.00E-02	7.2E-02		No		mg/L
3-Nitrobenzenamine	0/10	5.00E-02					mg/L
4,4'-DDD	0/10	3.30E-03		1.3E-05		Yes	mg/L
4,4'-DDE	0/10	3.30E-03		9.8E-06		Yes	mg/L
4,4'-DDT	0/10	3.30E-03	4.0E-04	7.6E-06	Yes	Yes	mg/L
4-Amino-2,6-Dinitrotoluene	0/1	2.60E-04					mg/L
4-Aminobiphenyl	0/4	5.00E-02					mg/L
4-Bromophenyl phenyl ether	0/10	1.00E-02					mg/L
4-Chloro-3-methylphenol	0/10	3.00E-02					mg/L
4-Chlorobenzenamine	0/10	3.00E-02	5.6E-03		Yes		mg/L
4-Chlorophenyl phenyl ether	0/10	1.00E-02					mg/L
4-Methyl-2-pentanone	0/10	5.00E-02	5.1E-03		Yes		mg/L
4-Methylphenol	0/10	5.00E-02	7.3E-03		Yes		mg/L
4-Nitrobenzenamine	0/10	5.00E-02					mg/L
4-Nitrophenol	0/10	5.00E-02	1.3E-02		Yes		mg/L
4-Nitroquinoline-1-oxide	0/4	4.00E-02					mg/L
5-(2-Propenyl)-1,3-benzodioxole (Safrole)	0/4	1.00E-02					mg/L
5-Nitro-o-toluidine	0/4	3.00E-02		1.6E-04		Yes	mg/L
7,12-Dimethylbenz(a)anthracene	0/4	1.00E-02					mg/L
Acenaphthene	0/10	1.00E-02	1.1E-02		No		mg/L
Acenaphthylene	0/10	1.00E-02					mg/L
Acetonitrile	0/5	1.00E-01	2.8E-03		Yes		mg/L
Acetophenone	0/4	1.50E-02	1.3E-06		Yes		mg/L
Acrolein	0/5	1.00E-01	1.3E-06		Yes		mg/L
Acrylonitrile	0/5	1.00E-01	1.2E-04	3.4E-06	Yes	Yes	mg/L
Aldrin	0/10	1.70E-03	4.5E-05	3.1E-07	Yes	Yes	mg/L
Allyl chloride	0/5	5.00E-03	6.7E-05		Yes		mg/L
Aniline	0/4	3.00E-02		8.1E-04		Yes	mg/L
Anthracene	0/10	1.00E-02	5.7E-02		No		mg/L
Aramite	0/4	3.00E-02	6.7E-02	1.8E-04	No	Yes	mg/L
Azinphos-methyl	0/4	1.00E-04					mg/L

Table 6.2 Comparison of maximum quantitation limits of analytes not detected to human health risk-based screening criteria (continued)

----- AREA_CODE=n MEDIA=Other Groundwater -----
(continued)

Analyte	Frequency of Detection	Maximum non-detected concentration	HI	ELCR	Exceed HI?	Exceed ELCR?	Units
Benz(a)anthracene	0/10	1.00E-02		1.3E-06		Yes	mg/L
Benzene	0/76	2.50E-01	4.0E-04	3.5E-05	Yes	Yes	mg/L
Benzenemethanol	0/4	1.00E-02	4.5E-01		No		mg/L
Benzo(a)pyrene	0/10	1.00E-02		9.5E-08		Yes	mg/L
Benzo(b)fluoranthene	0/10	1.00E-02		9.3E-07		Yes	mg/L
Benzo(ghi)perylene	0/10	1.00E-02					mg/L
Benzo(k)fluoranthene	0/10	1.00E-02		1.7E-05		Yes	mg/L
Bis(2-chloroethoxy)methane	0/10	3.00E-02					mg/L
Bis(2-chloroethyl) ether	0/10	2.00E-02		9.2E-07		Yes	mg/L
Bis(2-chloroisopropyl) ether	0/10	1.00E-02		2.4E-05		Yes	mg/L
Bis(2-ethylhexyl)phthalate	0/10	3.00E-02	2.6E-02	3.1E-04	Yes	Yes	mg/L
Bromodichloromethane	0/72	2.50E-01	4.0E-03	8.4E-05	Yes	Yes	mg/L
Bromoform	0/10	5.00E-03	4.0E-03	2.2E-04	Yes	Yes	mg/L
Bromomethane	0/10	1.00E-02	2.9E-04		Yes		mg/L
Butyl benzyl phthalate	0/10	1.00E-02	2.6E-01		No		mg/L
Carbazole	0/6	1.00E-02		2.2E-04		Yes	mg/L
Carbon disulfide	0/10	1.00E-01	3.5E-02		Yes		mg/L
Carbon tetrachloride	0/72	2.50E-01	1.2E-04	1.5E-05	Yes	Yes	mg/L
Chlorine, Total Residual	0/1	2.50E-01	1.5E-01		Yes		mg/L
Chlorobenzene	0/14	5.00E-03	1.3E-03		Yes		mg/L
Chlorobenzilate	0/4	5.00E-02	2.8E-02	1.8E-05	Yes	Yes	mg/L
Chloroethane	0/10	1.00E-02	3.1E-01		No		mg/L
Chloroform	0/72	2.50E-01	2.0E-03	1.5E-05	Yes	Yes	mg/L
Chloromethane	0/10	1.00E-02		1.3E-04		Yes	mg/L
Chromium, hexavalent	0/43	2.50E-01	4.2E-03		Yes		mg/L
Chrysene	0/10	1.00E-02		1.3E-04		Yes	mg/L
Co-Ral	0/4	1.00E-04					mg/L
Cyanide	0/4	3.00E-03	2.8E-02		No		mg/L
Cyclotrimethylenetrinitramine	0/1	8.50E-04	4.4E-03	4.6E-05	No	Yes	mg/L
Demeton O and S	0/4	1.00E-04	6.0E-05		Yes		mg/L
Di-n-octylphthalate	0/10	1.00E-02	6.9E-04		Yes		mg/L
Diallate	0/4	5.00E-02		8.6E-05		Yes	mg/L
Diazinon	0/4	1.00E-04	1.3E-03		No		mg/L
Dibenz(a,h)anthracene	0/10	1.00E-02		4.6E-08		Yes	mg/L
Dibenzofuran	0/10	1.00E-02	1.6E-03		Yes		mg/L
Dibromochloromethane	0/10	5.00E-03	4.0E-03	6.2E-05	Yes	Yes	mg/L
Dibromomethane	0/5	5.00E-03	2.0E-03		Yes		mg/L
Dichlorodifluoromethane	0/5	5.00E-03	1.3E-02		No		mg/L
Dichlorvos	0/4	1.00E-04	7.5E-04	1.8E-05	No	Yes	mg/L

Table 6.2 Comparison of maximum quantitation limits of analytes not detected to human health risk-based screening criteria (continued)

----- AREA_CODE=n MEDIA=Other Groundwater -----
 (continued)

Analyte	Frequency of Detection	Maximum non-detected concentration	HI	ELCR	Exceed HI?	Exceed ELCR?	Units
Dieldrin	0/10	3.30E-03	7.2E-05	3.1E-07	Yes	Yes	mg/L
Diethyl phthalate	0/10	1.00E-02	1.2E+00		No		mg/L
Dimethoate	0/4	1.00E-02	3.0E-04		Yes		mg/L
Dimethyl phthalate	0/10	2.00E-02	1.5E+01		No		mg/L
Dimethyl-1,2-dibromo-2,2-dichloroethyl phosphat	0/4	1.00E-04	3.0E-03		No		mg/L
Dimethylbenzene	0/76	5.00E-01	4.0E-01		Yes		mg/L
Dinoseb	0/4	3.00E-02	1.4E-03		Yes		mg/L
Diphenylamine	0/4	1.00E-02	3.3E-02		No		mg/L
Disulfoton	0/4	2.00E-02	5.6E-05		Yes		mg/L
Endosulfan I	0/10	1.70E-03					mg/L
Endosulfan II	0/10	3.30E-03					mg/L
Endosulfan sulfate	0/10	3.30E-03					mg/L
Endrin	0/10	3.30E-03	2.1E-04		Yes		mg/L
Endrin aldehyde	0/10	3.30E-03					mg/L
Endrin ketone	0/5	1.00E-05					mg/L
Ethion	0/4	1.00E-04	6.9E-04		No		mg/L
Ethyl cyanide	0/5	5.00E-03					mg/L
Ethyl methacrylate	0/5	2.00E-02	1.8E-02		Yes		mg/L
Ethyl methanesulfonate	0/4	2.00E-02					mg/L
Ethylbenzene	0/76	2.50E-01	4.5E-02		Yes		mg/L
Fensulfothion	0/4	1.00E-04					mg/L
Fenthion	0/4	1.00E-04					mg/L
Fluoranthene	0/10	1.00E-02	2.3E-02		No		mg/L
Fluorene	0/10	1.00E-02	7.4E-03		Yes		mg/L
HMX	0/1	1.00E-03	7.6E-02		No		mg/L
Heptachlor	0/10	1.70E-03	7.4E-04	1.1E-06	Yes	Yes	mg/L
Heptachlor epoxide	0/10	1.70E-03	1.8E-05	5.1E-07	Yes	Yes	mg/L
Hexachloro-1-propene	0/4	1.00E-02					mg/L
Hexachloro-dibenzo[b,e][1,4]dioxin	0/5	2.00E-06		3.5E-10		Yes	mg/L
Hexachlorobenzene	0/10	1.00E-02	7.5E-04	1.9E-06	Yes	Yes	mg/L
Hexachlorobutadiene	0/10	1.00E-02	2.2E-04	4.8E-05	Yes	Yes	mg/L
Hexachlorocyclopentadiene	0/10	1.00E-02	9.8E-03		Yes		mg/L
Hexachlorodibenzofuran	0/5	1.90E-06		3.5E-10		Yes	mg/L
Hexachloroethane	0/10	1.00E-02	1.3E-03	3.3E-04	Yes	Yes	mg/L
Hexachlorophene	0/4	5.00E-01	9.4E-05		Yes		mg/L
Indeno(1,2,3-cd)pyrene	0/10	1.00E-02		6.3E-07		Yes	mg/L
Iodomethane	0/5	5.00E-03					mg/L
Isobutanol	0/5	1.00E-01	6.1E-02		Yes		mg/L
Isodrin	0/4	5.00E-02					mg/L

Table 6.2 Comparison of maximum quantitation limits of analytes not detected to human health risk-based screening criteria (continued)

----- AREA_CODE=n MEDIA=Other Groundwater -----
 (continued)

Analyte	Frequency of Detection	Maximum non-detected concentration	HI	ELCR	Exceed HI?	Exceed ELCR?	Units
Isophorone	0/10	2.00E-02	3.0E-01	5.5E-03	No	Yes	mg/L
Isosafrole	0/4	1.00E-02					mg/L
Kepone	0/4	5.00E-02		2.8E-07		Yes	mg/L
Lindane	0/10	1.70E-03	4.4E-04	4.0E-06	Yes	Yes	mg/L
Merphos	0/4	1.00E-04	1.9E-06		Yes		mg/L
Methacrylonitrile	0/5	5.00E-03	3.6E-05		Yes		mg/L
Methapyrilene	0/4	1.00E-01					mg/L
Methoxychlor	0/10	1.70E-02	7.2E-03		Yes		mg/L
Methyl methacrylate	0/5	1.00E-02	4.6E-02		No		mg/L
Methyl methanesulfonate	0/4	2.00E-02					mg/L
Methyl parathion	0/4	1.00E-02	3.8E-04		Yes		mg/L
Mocap	0/4	1.00E-04					mg/L
Molybdenum	0/40	1.00E-01	7.5E-03		Yes		mg/L
N-Nitroso-di-n-butylamine	0/4	2.00E-02		1.9E-07		Yes	mg/L
N-Nitroso-di-n-propylamine	0/10	3.00E-02		7.4E-07		Yes	mg/L
N-Nitrosodiethylamine	0/4	3.00E-02		3.5E-08		Yes	mg/L
N-Nitrosodimethylamine	0/4	2.00E-02		1.0E-07		Yes	mg/L
N-Nitrosodiphenylamine	0/10	1.00E-02		9.5E-04		Yes	mg/L
N-Nitrosomethylethylamine	0/4	5.00E-02		2.4E-07		Yes	mg/L
N-Nitrosomorpholine	0/4	4.00E-02					mg/L
N-Nitrosopiperidine	0/4	2.00E-02					mg/L
N-Nitrosopyrrolidine	0/4	4.00E-02		2.5E-06		Yes	mg/L
Nitrobenzene	0/10	2.00E-02	1.1E-04		Yes		mg/L
O,O,O-Triethylphosphorothioate	0/4	3.00E-02					mg/L
Orthophosphate	0/3	1.00E-01					mg/L
PCB-1016	0/10	1.30E-02	4.7E-05	5.3E-06	Yes	Yes	mg/L
PCB-1221	0/10	1.30E-02		1.1E-05		Yes	mg/L
PCB-1232	0/10	1.30E-02		1.3E-05		Yes	mg/L
PCB-1242	0/10	1.30E-02		1.2E-05		Yes	mg/L
PCB-1248	0/10	1.30E-02		7.8E-06		Yes	mg/L
PCB-1254	0/10	1.30E-02	1.9E-05	8.0E-06	Yes	Yes	mg/L
PCB-1260	0/10	1.30E-02		4.4E-06		Yes	mg/L
Parathion	0/4	2.00E-02	8.6E-03		Yes		mg/L
Pentachloro-dibenzo[b,e][1,4]dioxin	0/5	1.50E-06		2.5E-11		Yes	mg/L
Pentachlorobenzene	0/4	1.00E-02	8.1E-04		Yes		mg/L
Pentachlorodibenzofuran	0/5	1.20E-06					mg/L
Pentachloroethane	0/5	1.00E-02					mg/L
Pentachloronitrobenzene	0/4	2.00E-02	4.1E-03	1.8E-05	Yes	Yes	mg/L
Pentachlorophenol	0/10	5.00E-02	2.3E-02	2.1E-05	Yes	Yes	mg/L

Table 6.2 Comparison of maximum quantitation limits of analytes not detected to human health risk-based screening criteria (continued)

----- AREA_CODE=n MEDIA=Other Groundwater -----
 (continued)

Analyte	Frequency of Detection	Maximum non-detected concentration	HI	ELCR	Exceed HI?	Exceed ELCR?	Units
Phenacetin	0/4	3.00E-02					mg/L
Phenol	0/10	2.00E-02	9.0E-01		No		mg/L
Phorate	0/4	5.00E-02	3.0E-04		Yes		mg/L
Phosdrin	0/4	1.00E-04					mg/L
Phosphorous	0/1	1.00E-01	3.0E-05		Yes		mg/L
Polychlorinated biphenyl	0/9	1.70E-04		8.0E-06		Yes	mg/L
Pronamide	0/4	2.00E-02	1.1E-01		No		mg/L
Prothiophos	0/4	1.00E-04					mg/L
Pyrene	0/10	1.00E-02	1.8E-02		No		mg/L
Pyridine	0/4	5.00E-02	1.5E-03		Yes		mg/L
Ronnel	0/4	1.00E-04	6.0E-02		No		mg/L
Silvex	0/4	5.00E-04	1.1E-02		No		mg/L
Styrene	0/10	5.00E-03	4.5E-02		No		mg/L
Sulfotepp	0/4	1.00E-02	7.5E-04		Yes		mg/L
Sulprofos	0/4	1.00E-04					mg/L
Tetrachloro-dibenzo[b,e][1,4]dioxin	0/5	1.00E-06					mg/L
Tetrachlorodibenzofuran	0/5	9.00E-07					mg/L
Tetrachloroethene	0/72	2.50E-01	7.9E-03	5.7E-05	Yes	Yes	mg/L
Tetrachlorovinphos	0/4	1.00E-04					mg/L
Tetryl	0/1	1.00E-03	1.5E-02		No		mg/L
Thionazin	0/4	2.00E-02					mg/L
Toluene	0/76	2.50E-01	2.4E-02		Yes		mg/L
Toxaphene	0/10	1.70E-01		4.6E-06		Yes	mg/L
Trans-1,4-Dichloro-2-butene	0/5	5.00E-03					mg/L
Trichlorofluoromethane	0/5	5.00E-03	4.2E-02		No		mg/L
Trichloronate	0/4	1.00E-04					mg/L
Trinitrotoluene	0/3	6.00E-03	7.5E-04	1.7E-04	Yes	Yes	mg/L
Vinyl acetate	0/6	5.00E-02	1.3E-02		Yes		mg/L
a,a-Dimethylphenethylamine	0/4	3.00E-02					mg/L
alpha-BHC	0/10	1.70E-03		8.1E-07		Yes	mg/L
alpha-Chlordane	0/10	1.70E-03					mg/L
beta-BHC	0/10	1.70E-03		2.8E-06		Yes	mg/L
cis-1,3-Dichloropropene	0/10	5.00E-03					mg/L
delta-BHC	0/10	1.70E-03					mg/L
gamma-Chlordane	0/10	1.70E-03					mg/L
m,p-Xylene	0/5	5.00E-03	4.0E-01		No		mg/L
m-Nitrotoluene	0/1	2.50E-04	1.5E-02		No		mg/L
o-Toluidine	0/4	3.00E-02		2.2E-05		Yes	mg/L
p-Dimethylaminoazobenzene	0/4	3.00E-01					mg/L

Table 6.2 Comparison of maximum quantitation limits of analytes not detected to human health risk-based screening criteria (continued)

----- AREA_CODE=n MEDIA=Other Groundwater -----
(continued)

Analyte	Frequency of Detection	Maximum non-detected concentration	HI	ELCR	Exceed HI?	Exceed ELCR?	Units
p-Nitrotoluene	0/1	2.50E-04	1.5E-02		No		mg/L
p-Phenylenediamine	0/4	1.00E-02	2.9E-01		No		mg/L
trans-1,2-Dichloroethene	0/63	2.50E-01	4.0E-03		Yes		mg/L
trans-1,3-Dichloropropene	0/10	5.00E-03					mg/L

----- AREA_CODE=n MEDIA=RGa Groundwater -----

Analyte	Frequency of Detection	Maximum non-detected concentration	HI	ELCR	Exceed HI?	Exceed ELCR?	Units
1,1,1,2-Tetrachloroethane	0/346	1.30E+01	6.0E-03	3.9E-05	Yes	Yes	mg/L
1,1,2,2-Tetrachloroethane	0/436	1.30E+01		5.0E-06		Yes	mg/L
1,1-Dichloropropene	0/20	5.00E-03					mg/L
1,2,3-Trichloropropane	0/410	1.30E+01	1.1E-03	3.9E-07	Yes	Yes	mg/L
1,2,4,5-Tetrachlorobenzene	0/22	1.00E-02	3.5E-04		Yes		mg/L
1,2,4-Trichlorobenzene	0/35	2.00E-02	6.6E-03		Yes		mg/L
1,2-Dibromo-3-chloropropane	0/310	1.00E-02	1.3E-05	3.7E-06	Yes	Yes	mg/L
1,2-Dibromoethane	0/334	1.30E+01	1.3E-05	5.9E-08	Yes	Yes	mg/L
1,2-Dichloropropane	0/372	1.30E+01	2.7E-04	7.6E-05	Yes	Yes	mg/L
1,2-Dimethylbenzene	0/4	1.30E+01	4.6E-02		Yes		mg/L
1,3,5-Trinitrobenzene	0/22	1.00E-02	4.5E-02		No		mg/L
1,3-Dichlorobenzene	0/67	1.00E-01	5.3E-04		Yes		mg/L
1,3-Dichloropropane	0/20	3.00E-04					mg/L
1,3-Dinitrobenzene	0/22	1.00E-02	1.5E-04		Yes		mg/L
1,4-Difluorobenzene	0/13	5.00E-03					mg/L
1,4-Dioxane	0/22	2.00E-01		4.8E-04		Yes	mg/L
1,4-Naphthoquinone	0/22	1.00E-02					mg/L
1-Naphthalenamine	0/22	1.00E-02					mg/L
2,2-Dichloropropane	0/20	5.00E-04					mg/L
2,3,4,6-Tetrachlorophenol	0/22	1.00E-02	3.9E-02		No		mg/L
2,4,5-T	0/20	1.07E-03	1.4E-02		No		mg/L
2,4,5-Trichlorophenol	0/35	5.00E-02	2.0E-02		Yes		mg/L
2,4,6-Trichlorophenol	0/35	2.00E-02		4.0E-04		Yes	mg/L
2,4-D	0/20	1.07E-02	1.5E-02		No		mg/L
2,4-Dichlorophenol	0/35	2.00E-02	4.1E-03		Yes		mg/L
2,4-Dimethylphenol	0/35	2.00E-02	3.9E-03		Yes		mg/L
2,4-Dinitrophenol	0/35	5.00E-02	3.0E-03		Yes		mg/L

Table 6.2 Comparison of maximum quantitation limits of analytes not detected to human health risk-based screening criteria (continued)

----- AREA_CODE=n MEDIA=RGa Groundwater -----
(continued)

Analyte	Frequency of Detection	Maximum non-detected concentration	HI	ELCR	Exceed HI?	Exceed ELCR?	Units
2,4-Dinitrotoluene	0/35	2.00E-02	3.0E-03	7.7E-06	Yes	Yes	mg/L
2,6-Dichlorophenol	0/21	1.00E-02					mg/L
2,6-Dinitrotoluene	0/35	2.00E-02	1.5E-03	7.7E-06	Yes	Yes	mg/L
2-Acetylaminofluorene	0/22	1.00E-02					mg/L
2-Chloro-1,3-butadiene	0/26	1.30E+01	4.6E-04		Yes		mg/L
2-Chloroethyl vinyl ether	0/380	2.50E+01					mg/L
2-Chloronaphthalene	0/35	2.00E-02	1.5E-02		Yes		mg/L
2-Chlorophenol	0/35	2.00E-02	1.0E-03		Yes		mg/L
2-Hexanone	0/436	2.50E+01					mg/L
2-Methyl-4,6-dinitrophenol	0/35	5.00E-02					mg/L
2-Methylnaphthalene	0/35	2.00E-02					mg/L
2-Methylphenol	0/35	2.00E-02	7.2E-02		No		mg/L
2-Methylpyridine	0/2	9.00E-03					mg/L
2-Naphthalenamine	0/22	1.00E-02					mg/L
2-Nitrobenzenamine	0/35	5.00E-02	1.2E-05		Yes		mg/L
2-Nitrophenol	0/35	2.00E-02					mg/L
2-Propanol	0/3	5.40E+00					mg/L
3,3'-Dichlorobenzidine	0/35	2.00E-02		1.1E-05		Yes	mg/L
3,3'-Dimethylbenzidine	0/22	1.00E-02		5.6E-07		Yes	mg/L
3-Methylcholanthrene	0/22	1.00E-02					mg/L
3-Methylphenol	0/20	1.00E-02	7.2E-02		No		mg/L
3-Nitrobenzenamine	0/35	5.00E-02					mg/L
4,4'-DDD	0/26	1.00E-02		1.3E-05		Yes	mg/L
4,4'-DDE	0/26	1.00E-02		9.8E-06		Yes	mg/L
4,4'-DDT	0/26	1.00E-02	4.0E-04	7.6E-06	Yes	Yes	mg/L
4-Aminobiphenyl	0/22	1.00E-02					mg/L
4-Bromophenyl phenyl ether	0/35	2.00E-02					mg/L
4-Chloro-3-methylphenol	0/35	2.00E-02					mg/L
4-Chlorobenzenamine	0/35	2.00E-02	5.6E-03		Yes		mg/L
4-Chlorophenyl phenyl ether	0/35	2.00E-02					mg/L
4-Methylphenol	0/35	3.80E-02	7.3E-03		Yes		mg/L
4-Nitrobenzenamine	0/35	5.00E-02					mg/L
4-Nitrophenol	0/35	5.00E-02	1.3E-02		Yes		mg/L
4-Nitroquinoline-1-oxide	0/2	9.00E-03					mg/L
5-(2-Propenyl)-1,3-benzodioxole (Safrole)	0/22	1.00E-02					mg/L
5-Nitro-o-toluidine	0/22	1.00E-02		1.6E-04		Yes	mg/L
7,12-Dimethylbenz(a)anthracene	0/22	1.00E-02					mg/L
Acenaphthene	0/35	2.00E-02	1.1E-02		Yes		mg/L
Acenaphthylene	0/35	2.00E-02					mg/L

Table 6.2 Comparison of maximum quantitation limits of analytes not detected to human health risk-based screening criteria (continued)

----- AREA_CODE=n MEDIA=RGa Groundwater -----
(continued)

Analyte	Frequency of Detection	Maximum non-detected concentration	HI	ELCR	Exceed HI?	Exceed ELCR?	Units
Acetonitrile	0/22	6.00E-02	2.8E-03		Yes		mg/L
Acetophenone	0/22	1.00E-02	1.3E-06		Yes		mg/L
Acrolein	0/360	1.30E+02	1.3E-06		Yes		mg/L
Aldrin	0/26	1.00E-02	4.5E-05	3.1E-07	Yes	Yes	mg/L
Allyl chloride	0/22	1.00E-01	6.7E-05		Yes		mg/L
Aniline	0/2	9.00E-03		8.1E-04		Yes	mg/L
Anthracene	0/35	2.00E-02	5.7E-02		No		mg/L
Aramite	0/2	9.00E-03	6.7E-02	1.8E-04	No	Yes	mg/L
Benz(a)anthracene	0/35	2.00E-02		1.3E-06		Yes	mg/L
Benzenemethanol	0/28	2.00E-02	4.5E-01		No		mg/L
Benzo(a)pyrene	0/35	2.00E-02		9.5E-08		Yes	mg/L
Benzo(b)fluoranthene	0/35	2.00E-02		9.3E-07		Yes	mg/L
Benzo(ghi)perylene	0/35	2.00E-02					mg/L
Benzo(k)fluoranthene	0/35	2.00E-02		1.7E-05		Yes	mg/L
Benzoic acid	0/6	5.00E-02	6.0E+00		No		mg/L
Benzyl Chloride	0/2	5.00E-03		3.0E-05		Yes	mg/L
Bis(2-chloroethoxy)methane	0/35	2.00E-02					mg/L
Bis(2-chloroethyl) ether	0/35	2.00E-02		9.2E-07		Yes	mg/L
Bis(2-chloroisopropyl) ether	0/3	2.00E-02		2.4E-05		Yes	mg/L
Bis(2-chloroisopropyl) ether	0/32	1.00E-02		2.4E-05		Yes	mg/L
Bromochloromethane	0/391	5.00E-03					mg/L
Bromodichloromethane	0/2E3	5.00E+01	4.0E-03	8.4E-05	Yes	Yes	mg/L
Bromoform	0/436	1.30E+01	4.0E-03	2.2E-04	Yes	Yes	mg/L
Carbon disulfide	0/432	1.30E+01	3.5E-02		Yes		mg/L
Carbonate	0/3	1.00E+00					mg/L
Chlordene	0/12	2.00E-03					mg/L
Chlorobenzilate	0/22	1.00E-02	2.8E-02	1.8E-05	No	Yes	mg/L
Chromium, hexavalent	0/26	1.00E-02	4.2E-03		Yes		mg/L
Cyanide	0/30	2.00E-02	2.8E-02		No		mg/L
Di-n-octylphthalate	0/35	2.00E-02	6.9E-04		Yes		mg/L
Diallate	0/22	1.00E-02		8.6E-05		Yes	mg/L
Dibenz(a,h)anthracene	0/35	2.00E-02		4.6E-08		Yes	mg/L
Dibenzofuran	0/35	2.00E-02	1.6E-03		Yes		mg/L
Dibromochloromethane	0/433	1.30E+01	4.0E-03	6.2E-05	Yes	Yes	mg/L
Dibromomethane	0/410	1.30E+01	2.0E-03		Yes		mg/L
Dichloroethene	0/3	5.00E+01					mg/L
Dieldrin	0/26	1.00E-02	7.2E-05	3.1E-07	Yes	Yes	mg/L
Dimethoate	0/22	1.00E-02	3.0E-04		Yes		mg/L
Dimethyl phthalate	0/35	2.00E-02	1.5E+01		No		mg/L

Table 6.2 Comparison of maximum quantitation limits of analytes not detected to human health risk-based screening criteria (continued)

----- AREA_CODE=n MEDIA=RGa Groundwater -----
(continued)

Analyte	Frequency of Detection	Maximum non-detected concentration	HI	ELCR	Exceed HI?	Exceed ELCR?	Units
Dinoseb	0/22	1.00E-02	1.4E-03		Yes		mg/L
Diphenylamine	0/22	1.00E-02	3.3E-02		No		mg/L
Disulfoton	0/22	1.00E-02	5.6E-05		Yes		mg/L
Endosulfan I	0/26	1.00E-02					mg/L
Endosulfan II	0/26	1.20E-04					mg/L
Endosulfan sulfate	0/26	1.00E-02					mg/L
Endrin	0/26	2.00E-04	2.1E-04		No		mg/L
Endrin aldehyde	0/26	1.00E-02					mg/L
Endrin ketone	0/5	1.00E-05					mg/L
Ethyl cyanide	0/26	2.50E+02					mg/L
Ethyl methacrylate	0/390	1.30E+01	1.8E-02		Yes		mg/L
Ethyl methanesulfonate	0/22	1.00E-02					mg/L
Famphur	0/1	9.00E+00					mg/L
Fluoranthene	0/35	2.00E-02	2.3E-02		No		mg/L
Fluorene	0/35	2.00E-02	7.4E-03		Yes		mg/L
Heptachlor	0/26	4.00E-04	7.4E-04	1.1E-06	No	Yes	mg/L
Heptachlor epoxide	0/26	2.00E-04	1.8E-05	5.1E-07	Yes	Yes	mg/L
Hexachloro-1-propene	0/22	1.00E-02					mg/L
Hexachlorobenzene	0/35	2.00E-02	7.5E-04	1.9E-06	Yes	Yes	mg/L
Hexachlorobutadiene	0/35	2.00E-02	2.2E-04	4.8E-05	Yes	Yes	mg/L
Hexachlorocyclopentadiene	0/35	2.00E-02	9.8E-03		Yes		mg/L
Hexachloroethane	0/35	2.00E-02	1.3E-03	3.3E-04	Yes	Yes	mg/L
Hexachlorophene	0/2	1.90E-01	9.4E-05		Yes		mg/L
Indeno(1,2,3-cd)pyrene	0/35	2.00E-02		6.3E-07		Yes	mg/L
Iodomethane	0/410	1.30E+01					mg/L
Isobutanol	0/22	2.80E+00	6.1E-02		Yes		mg/L
Isodrin	0/22	1.00E-02					mg/L
Isophorone	0/35	2.00E-02	3.0E-01	5.5E-03	No	Yes	mg/L
Isosafrole	0/22	1.00E-02					mg/L
Kepone	0/22	1.90E-01		2.8E-07		Yes	mg/L
Lindane	0/26	2.00E-04	4.4E-04	4.0E-06	No	Yes	mg/L
Methacrylonitrile	0/26	1.30E+01	3.6E-05		Yes		mg/L
Methapyrilene	0/22	1.00E-02					mg/L
Methoxychlor	0/26	4.00E-02	7.2E-03		Yes		mg/L
Methyl methacrylate	0/26	1.30E+01	4.6E-02		Yes		mg/L
Methyl methanesulfonate	0/22	1.00E-02					mg/L
Methyl parathion	0/22	1.00E-02	3.8E-04		Yes		mg/L
N-Nitroso-di-n-butylamine	0/22	1.00E-02		1.9E-07		Yes	mg/L
N-Nitroso-di-n-propylamine	0/35	2.00E-02		7.4E-07		Yes	mg/L

Table 6.2 Comparison of maximum quantitation limits of analytes not detected to human health risk-based screening criteria (continued)

----- AREA_CODE=n MEDIA=RGa Groundwater -----
(continued)

Analyte	Frequency of Detection	Maximum non-detected concentration	HI	ELCR	Exceed HI?	Exceed ELCR?	Units
N-Nitrosodiethylamine	0/22	1.00E-02		3.5E-08		Yes	mg/L
N-Nitrosodimethylamine	0/22	1.00E-02		1.0E-07		Yes	mg/L
N-Nitrosodiphenylamine	0/35	2.00E-02		9.5E-04		Yes	mg/L
N-Nitrosomethylethylamine	0/22	1.00E-02		2.4E-07		Yes	mg/L
N-Nitrosomorpholine	0/2	9.00E-03					mg/L
N-Nitrosopiperidine	0/22	1.00E-02					mg/L
N-Nitrosopyrrolidine	0/22	1.00E-02		2.5E-06		Yes	mg/L
Naphthalene	0/35	2.00E-02	2.0E-04		Yes		mg/L
Nitrobenzene	0/35	2.00E-02	1.1E-04		Yes		mg/L
O,O,O-Triethylphosphorothioate	0/22	1.00E-02					mg/L
PCB-1016	0/26	1.00E-03	4.7E-05	5.3E-06	Yes	Yes	mg/L
PCB-1221	0/26	2.00E-03		1.1E-05		Yes	mg/L
PCB-1232	0/26	1.00E-03		1.3E-05		Yes	mg/L
PCB-1242	0/26	1.00E-03		1.2E-05		Yes	mg/L
PCB-1248	0/26	1.00E-03		7.8E-06		Yes	mg/L
PCB-1260	0/26	1.10E-03		4.4E-06		Yes	mg/L
Parathion	0/22	1.00E-02	8.6E-03		Yes		mg/L
Pentachlorobenzene	0/22	1.00E-02	8.1E-04		Yes		mg/L
Pentachlorodibenzofuran	0/20	1.00E-08					mg/L
Pentachloroethane	0/22	1.00E-02					mg/L
Pentachloronitrobenzene	0/22	1.00E-02	4.1E-03	1.8E-05	Yes	Yes	mg/L
Pentachlorophenol	0/35	5.00E-02	2.3E-02	2.1E-05	Yes	Yes	mg/L
Phenacetin	0/22	1.00E-02					mg/L
Phenanthrene	0/35	2.00E-02					mg/L
Phenol	0/35	2.00E-02	9.0E-01		No		mg/L
Phorate	0/22	1.00E-02	3.0E-04		Yes		mg/L
Pronamide	0/22	1.00E-02	1.1E-01		No		mg/L
Protactinium-234	0/6	-9.30E-01		1.8E+01		No	pCi/L
Pyrene	0/35	2.00E-02	1.8E-02		Yes		mg/L
Pyridine	0/3	9.00E+01	1.5E-03		Yes		mg/L
Silvex	0/20	1.07E-03	1.1E-02		No		mg/L
Styrene	0/434	1.30E+01	4.5E-02		Yes		mg/L
Sulfide	0/20	1.00E+01					mg/L
Sulfotepp	0/2	9.00E-03	7.5E-04		Yes		mg/L
Thionazin	0/22	1.00E-02					mg/L
Toxaphene	0/26	5.00E-03		4.6E-06		Yes	mg/L
Trans-1,4-Dichloro-2-butene	0/376	1.30E+01					mg/L
Uranium-235	0/1						
Vinyl acetate	0/426	1.30E+01	1.3E-02		Yes		mg/L

Table 6.2 Comparison of maximum quantitation limits of analytes not detected to human health risk-based screening criteria (continued)

----- AREA_CODE=n MEDIA=RGa Groundwater -----
(continued)

Analyte	Frequency of Detection	Maximum non-detected concentration	HI	ELCR	Exceed HI?	Exceed ELCR?	Units
a, a-Dimethylphenethylamine	0/2	9.00E-03					mg/L
alpha-BHC	0/26	1.00E-02		8.1E-07		Yes	mg/L
alpha-Chlordane	0/16	6.00E-05					mg/L
beta-BHC	0/26	4.00E-02		2.8E-06		Yes	mg/L
cis-1,3-Dichloropropene	0/433	1.30E+01					mg/L
cis-1,4-Dichloro-2-Butene	0/22	2.00E-02					mg/L
delta-BHC	0/26	3.00E-02					mg/L
gamma-Chlordane	0/16	1.00E-03					mg/L
o-Toluidine	0/22	1.00E-02		2.2E-05		Yes	mg/L
p-Dimethylaminoazobenzene	0/22	1.00E-02					mg/L
p-Phenylenediamine	0/22	1.00E-02	2.9E-01		No		mg/L

----- AREA_CODE=n MEDIA=UCRS Groundwater -----

Analyte	Frequency of Detection	Maximum non-detected concentration	HI	ELCR	Exceed HI?	Exceed ELCR?	Units
1,1,1,2-Tetrachloroethane	0/9	1.30E+01	6.0E-03	3.9E-05	Yes	Yes	mg/L
1,1,2,2-Tetrachloroethane	0/43	1.30E+01		5.0E-06		Yes	mg/L
1,1,2-Trichloro-1,2,2-trifluoroethane	0/3	3.60E-04	1.9E+00		No		mg/L
1,1,2-Trichloroethane	0/227	5.00E+01	8.1E-04	1.8E-05	Yes	Yes	mg/L
1,2,3-Trichloropropane	0/29	1.30E+01	1.1E-03	3.9E-07	Yes	Yes	mg/L
1,2,4,5-Tetrachlorobenzene	0/3	4.30E-03	3.5E-04		Yes		mg/L
1,2,4-Trichlorobenzene	0/10	1.00E-02	6.6E-03		Yes		mg/L
1,2-Dibromo-3-chloropropane	0/8	5.00E-03	1.3E-05	3.7E-06	Yes	Yes	mg/L
1,2-Dibromoethane	0/9	1.30E+01	1.3E-05	5.9E-08	Yes	Yes	mg/L
1,2-Dichlorobenzene	0/18	1.00E-02	1.2E-02		No		mg/L
1,2-Dichloropropane	0/23	1.30E+01	2.7E-04	7.6E-05	Yes	Yes	mg/L
1,2-Dimethylbenzene	0/1	1.30E+01	4.6E-02		Yes		mg/L
1,2-Diphenylhydrazine	0/3	2.00E-04		6.2E-06		Yes	mg/L
1,3,5-Trinitrobenzene	0/2	6.00E-03	4.5E-02		No		mg/L
1,3-Dichlorobenzene	0/17	1.00E-02	5.3E-04		Yes		mg/L
1,3-Dinitrobenzene	0/2	6.00E-03	1.5E-04		Yes		mg/L
1,4-Dichlorobenzene	0/18	1.00E-02	5.3E-02	2.0E-04	No	Yes	mg/L
1,4-Difluorobenzene	0/4	5.00E-03					mg/L
1-Chloronaphthalene	0/3	2.20E-04					mg/L
1-Naphthalenamine	0/3	2.60E-04					mg/L

Table 6.2 Comparison of maximum quantitation limits of analytes not detected to human health risk-based screening criteria (continued)

----- AREA_CODE=n MEDIA=UCRS Groundwater -----
(continued)

Analyte	Frequency of Detection	Maximum non-detected concentration	HI	ELCR	Exceed HI?	Exceed ELCR?	Units
2,3,4,6-Tetrachlorophenol	0/3	4.40E-04	3.9E-02		No		mg/L
2,4,5-T	0/1	2.00E-04	1.4E-02		No		mg/L
2,4,5-Trichlorophenol	0/10	5.00E-02	2.0E-02		Yes		mg/L
2,4,6-Trichlorophenol	0/10	1.00E-02		4.0E-04		Yes	mg/L
2,4-D	0/1	1.00E-03	1.5E-02		No		mg/L
2,4-Dinitrophenol	0/10	5.00E-02	3.0E-03		Yes		mg/L
2,4-Dinitrotoluene	0/11	1.00E-02	3.0E-03	7.7E-06	Yes	Yes	mg/L
2,6-Dichlorophenol	0/3	5.00E-04					mg/L
2,6-Dinitrotoluene	0/11	1.00E-02	1.5E-03	7.7E-06	Yes	Yes	mg/L
2-Chloro-1,3-butadiene	0/1	1.30E+01	4.6E-04		Yes		mg/L
2-Chloroethyl vinyl ether	0/29	2.50E+01					mg/L
2-Chloronaphthalene	0/10	1.00E-02	1.5E-02		No		mg/L
2-Chlorophenol	0/10	1.00E-02	1.0E-03		Yes		mg/L
2-Hexanone	0/43	2.50E+01					mg/L
2-Methyl-4,6-dinitrophenol	0/10	5.00E-02					mg/L
2-Methylnaphthalene	0/10	1.00E-02					mg/L
2-Methylphenol	0/10	1.00E-02	7.2E-02		No		mg/L
2-Methylpyridine	0/3	3.40E-03					mg/L
2-Naphthalenamine	0/3	2.90E-04					mg/L
2-Nitrobenzenamine	0/10	5.00E-02	1.2E-05		Yes		mg/L
2-Nitrophenol	0/10	1.00E-02					mg/L
2-Propanol	0/1	1.40E+02					mg/L
3,3'-Dichlorobenzidine	0/10	2.00E-02		1.1E-05		Yes	mg/L
3-Methylcholanthrene	0/3	1.60E-04					mg/L
3-Nitrobenzenamine	0/10	5.00E-02					mg/L
4,4'-DDD	0/9	1.90E-04		1.3E-05		Yes	mg/L
4,4'-DDE	0/9	2.20E-04		9.8E-06		Yes	mg/L
4,4'-DDT	0/9	1.10E-04	4.0E-04	7.6E-06	No	Yes	mg/L
4-Aminobiphenyl	0/3	5.50E-04					mg/L
4-Bromophenyl phenyl ether	0/10	1.00E-02					mg/L
4-Chloro-3-methylphenol	0/10	1.00E-02					mg/L
4-Chlorobenzenamine	0/10	1.00E-02	5.6E-03		Yes		mg/L
4-Chlorophenyl phenyl ether	0/10	1.00E-02					mg/L
4-Nitrobenzenamine	0/10	5.00E-02					mg/L
4-Nitrophenol	0/10	5.00E-02	1.3E-02		Yes		mg/L
7,12-Dimethylbenz(a)anthracene	0/3	5.80E-03					mg/L
Acenaphthene	0/17	1.00E-02	1.1E-02		No		mg/L
Acenaphthylene	0/17	1.00E-02					mg/L
Acetophenone	0/3	1.20E-04	1.3E-06		Yes		mg/L

Table 6.2 Comparison of maximum quantitation limits of analytes not detected to human health risk-based screening criteria (continued)

----- AREA_CODE=n MEDIA=UCRS Groundwater -----
 (continued)

Analyte	Frequency of Detection	Maximum non-detected concentration	HI	ELCR	Exceed HI?	Exceed ELCR?	Units
Acrolein	0/32	1.30E+02	1.3E-06		Yes		mg/L
Acrylonitrile	0/32	1.30E+02	1.2E-04	3.4E-06	Yes	Yes	mg/L
Aldrin	0/9	3.50E-04	4.5E-05	3.1E-07	Yes	Yes	mg/L
Aniline	0/3	2.60E-04		8.1E-04		No	mg/L
Anthracene	0/17	1.00E-02	5.7E-02		No		mg/L
Azinphos-methyl	0/1	1.10E-04					mg/L
Benz(a)anthracene	0/17	1.00E-02		1.3E-06		Yes	mg/L
Benzenemethanol	0/4	1.00E-02	4.5E-01		No		mg/L
Benzidine	0/3	3.80E-02	4.5E-03	2.3E-08	Yes	Yes	mg/L
Benzo(a)pyrene	0/17	1.00E-02		9.5E-08		Yes	mg/L
Benzo(b)fluoranthene	0/17	1.00E-02		9.3E-07		Yes	mg/L
Benzo(ghi)perylene	0/17	1.00E-02					mg/L
Benzo(k)fluoranthene	0/17	1.00E-02		1.7E-05		Yes	mg/L
Benzoic acid	0/4	5.00E-02	6.0E+00		No		mg/L
Bis(2-chloroethoxy)methane	0/10	1.00E-02					mg/L
Bis(2-chloroethyl) ether	0/10	1.00E-02		9.2E-07		Yes	mg/L
Bis(2-chloroisopropyl)ether	0/10	1.00E-02		2.4E-05		Yes	mg/L
Bromochloromethane	0/24	5.00E-03					mg/L
Bromoform	0/42	1.30E+01	4.0E-03	2.2E-04	Yes	Yes	mg/L
Bromomethane	0/43	2.50E+01	2.9E-04		Yes		mg/L
Butyl benzyl phthalate	0/10	1.00E-02	2.6E-01		No		mg/L
Carbazole	0/7	1.00E-02		2.2E-04		Yes	mg/L
Carbon disulfide	0/42	1.30E+01	3.5E-02		Yes		mg/L
Carbon tetrachloride	0/232	5.00E+01	1.2E-04	1.5E-05	Yes	Yes	mg/L
Chlorobenzene	0/42	1.30E+01	1.3E-03		Yes		mg/L
Chloromethane	0/43	2.50E+01		1.3E-04		Yes	mg/L
Chromium, hexavalent	0/21	2.50E-01	4.2E-03		Yes		mg/L
Chrysene	0/17	1.00E-02		1.3E-04		Yes	mg/L
Co-Ral	0/1	1.10E-04					mg/L
Demeton O and S	0/1	1.10E-04	6.0E-05		Yes		mg/L
Di-n-octylphthalate	0/10	1.00E-02	6.9E-04		Yes		mg/L
Diazinon	0/1	1.10E-04	1.3E-03		No		mg/L
Dibenz(a,h)anthracene	0/17	1.00E-02		4.6E-08		Yes	mg/L
Dibenzofuran	0/10	1.00E-02	1.6E-03		Yes		mg/L
Dibromomethane	0/29	1.30E+01	2.0E-03		Yes		mg/L
Dichloroethene	0/2	5.00E+01					mg/L
Dichlorvos	0/1	1.10E-04	7.5E-04	1.8E-05	No	Yes	mg/L
Dieldrin	0/9	2.80E-04	7.2E-05	3.1E-07	Yes	Yes	mg/L
Dimethyl phthalate	0/10	1.00E-02	1.5E+01		No		mg/L

Table 6.2 Comparison of maximum quantitation limits of analytes not detected to human health risk-based screening criteria (continued)

----- AREA_CODE=n MEDIA=UCRS Groundwater -----
 (continued)

Analyte	Frequency of Detection	Maximum non-detected concentration	HI	ELCR	Exceed HI?	Exceed ELCR?	Units
Dimethyl-1,2-dibromo-2,2-dichloroethyl phosphate	0/1	1.10E-04	3.0E-03		No		mg/L
Disulfoton	0/1	1.10E-04	5.6E-05		Yes		mg/L
Endosulfan I	0/6	1.00E-05					mg/L
Endosulfan II	0/6	1.10E-05					mg/L
Endosulfan sulfate	0/6	1.10E-05					mg/L
Endrin	0/6	1.10E-05	2.1E-04		No		mg/L
Endrin aldehyde	0/6	1.10E-05					mg/L
Endrin ketone	0/5	1.10E-05					mg/L
Ethion	0/1	1.10E-04	6.9E-04		No		mg/L
Ethyl cyanide	0/1	2.50E+02					mg/L
Ethyl methacrylate	0/29	1.30E+01	1.8E-02		Yes		mg/L
Ethyl methanesulfonate	0/3	1.50E-03					mg/L
Fensulfothion	0/1	1.10E-04					mg/L
Fenthion	0/1	1.10E-04					mg/L
Fluoranthene	0/17	1.00E-02	2.3E-02		No		mg/L
Heptachlor	0/9	2.50E-04	7.4E-04	1.1E-06	No	Yes	mg/L
Heptachlor epoxide	0/6	1.00E-05	1.8E-05	5.1E-07	No	Yes	mg/L
Hexachloro-dibenzo[b,e][1,4]dioxin	0/1	1.60E-06		3.5E-10		Yes	mg/L
Hexachlorobenzene	0/10	1.00E-02	7.5E-04	1.9E-06	Yes	Yes	mg/L
Hexachlorobutadiene	0/10	1.00E-02	2.2E-04	4.8E-05	Yes	Yes	mg/L
Hexachlorocyclopentadiene	0/10	1.00E-02	9.8E-03		Yes		mg/L
Hexachlorodibenzofuran	0/1	8.00E-07		3.5E-10		Yes	mg/L
Hexachloroethane	0/10	1.00E-02	1.3E-03	3.3E-04	Yes	Yes	mg/L
Indeno(1,2,3-cd)pyrene	0/17	1.00E-02		6.3E-07		Yes	mg/L
Iodomethane	0/29	1.30E+01					mg/L
Lindane	0/9	2.40E-04	4.4E-04	4.0E-06	No	Yes	mg/L
Merphos	0/1	1.10E-04	1.9E-06		Yes		mg/L
Methacrylonitrile	0/1	1.30E+01	3.6E-05		Yes		mg/L
Methoxychlor	0/9	1.60E-04	7.2E-03		No		mg/L
Methyl methacrylate	0/1	1.30E+01	4.6E-02		Yes		mg/L
Methyl methanesulfonate	0/3	2.40E-04					mg/L
Methyl parathion	0/1	1.10E-04	3.8E-04		No		mg/L
Mocap	0/1	1.10E-04					mg/L
N-Nitroso-di-n-propylamine	0/10	1.00E-02		7.4E-07		Yes	mg/L
N-Nitrosodimethylamine	0/3	2.30E-04		1.0E-07		Yes	mg/L
N-Nitrosodiphenylamine	0/10	1.00E-02		9.5E-04		Yes	mg/L
N-Nitrosopiperidine	0/3	1.30E-03					mg/L
Nitrobenzene	0/11	1.00E-02	1.1E-04		Yes		mg/L
PCB-1016	0/9	4.10E-04	4.7E-05	5.3E-06	Yes	Yes	mg/L

Table 6.2 Comparison of maximum quantitation limits of analytes not detected to human health risk-based screening criteria (continued)

----- AREA_CODE=n MEDIA=UCRS Groundwater -----
(continued)

Analyte	Frequency of Detection	Maximum non-detected concentration	HI	ELCR	Exceed HI?	Exceed ELCR?	Units
PCB-1221	0/9	2.27E-04		1.1E-05		Yes	mg/L
PCB-1232	0/9	1.50E-04		1.3E-05		Yes	mg/L
PCB-1242	0/9	6.70E-04		1.2E-05		Yes	mg/L
PCB-1248	0/9	2.90E-04		7.8E-06		Yes	mg/L
PCB-1254	0/9	1.14E-04	1.9E-05	8.0E-06	Yes	Yes	mg/L
PCB-1260	0/9	1.14E-04		4.4E-06		Yes	mg/L
Pentachloro-dibenzo[b,e][1,4]dioxin	0/1	1.50E-06		2.5E-11		Yes	mg/L
Pentachlorobenzene	0/3	2.00E-03	8.1E-04		Yes		mg/L
Pentachlorodibenzofuran	0/1	1.40E-06					mg/L
Pentachloronitrobenzene	0/3	4.70E-03	4.1E-03	1.8E-05	Yes	Yes	mg/L
Pentachlorophenol	0/10	5.00E-02	2.3E-02	2.1E-05	Yes	Yes	mg/L
Phenacetin	0/3	1.10E-04					mg/L
Phenol	0/10	1.00E-02	9.0E-01		No		mg/L
Phorate	0/1	1.10E-04	3.0E-04		No		mg/L
Phosdrin	0/1	1.10E-04					mg/L
Phosphorous	0/1	1.00E-01	3.0E-05		Yes		mg/L
Plutonium-242	0/2	7.00E-02		1.3E-01		No	pCi/L
Polychlorinated biphenyl	0/37	1.70E-04		8.0E-06		Yes	mg/L
Pronamide	0/3	5.30E-03	1.1E-01		No		mg/L
Protactinium-234	0/2	2.70E+01		1.8E+01		Yes	pCi/L
Prothiophos	0/1	1.10E-04					mg/L
Pyrene	0/17	1.00E-02	1.8E-02		No		mg/L
Pyridine	0/3	4.70E-04	1.5E-03		No		mg/L
Ronnel	0/1	1.10E-04	6.0E-02		No		mg/L
Silvex	0/1	2.00E-04	1.1E-02		No		mg/L
Styrene	0/43	1.30E+01	4.5E-02		Yes		mg/L
Sulprofos	0/1	1.10E-04					mg/L
Tetrachloro-dibenzo[b,e][1,4]dioxin	0/1	1.10E-06					mg/L
Tetrachlorodibenzofuran	0/1	7.00E-07					mg/L
Tetrachloroethene	0/211	5.00E+01	7.9E-03	5.7E-05	Yes	Yes	mg/L
Tetrachlorovinphos	0/1	1.10E-04					mg/L
Total Phosphate as Phosphorus	0/75	2.00E+00	3.0E-05		Yes		mg/L
Toxaphene	0/6	1.13E-03		4.6E-06		Yes	mg/L
Trans-1,4-Dichloro-2-butene	0/29	1.30E+01					mg/L
Trichlorofluoromethane	0/29	1.30E+01	4.2E-02		Yes		mg/L
Trichloronate	0/1	1.10E-04					mg/L
Trinitrotoluene	0/2	6.00E-03	7.5E-04	1.7E-04	Yes	Yes	mg/L
Vinyl acetate	0/34	1.30E+01	1.3E-02		Yes		mg/L
a,a-Dimethylphenethylamine	0/3	4.10E-03					mg/L

Table 6.2 Comparison of maximum quantitation limits of analytes not detected to human health risk-based screening criteria (continued)

----- AREA_CODE=n MEDIA=UCRS Groundwater -----
 (continued)

Analyte	Frequency of Detection	Maximum non-detected concentration	HI	ELCR	Exceed HI?	Exceed ELCR?	Units
alpha-BHC	0/9	2.10E-04		8.1E-07		Yes	mg/L
alpha-Chlordane	0/6	1.00E-05					mg/L
beta-BHC	0/9	5.40E-04		2.8E-06		Yes	mg/L
cis-1,3-Dichloropropene	0/42	1.30E+01					mg/L
delta-BHC	0/9	2.20E-03					mg/L
gamma-Chlordane	0/6	5.00E-05					mg/L
p-Dimethylaminoazobenzene	0/3	1.20E-02					mg/L
trans-1,3-Dichloropropene	0/43	1.30E+01					mg/L

Table 6.3 Summary of excess lifetime cancer risks by area from analysis of results from individual sampling points

	Wells – Unfiltered Data	Wells – Filtered Data	Borings – Unfiltered Data
Area a – Inside TCE contaminated area at C-400 Building – Inside industrialized area			
Total ELCR	1.7×10^{-6} to 3.2×10^{-1}	8.9×10^{-5}	7.3×10^{-7} to 4.0×10^{-1}
Total Organics	1.7×10^{-6} to 3.2×10^{-1}	Not Applicable	7.3×10^{-7} to 4.0×10^{-1}
TCE	1.7×10^{-6} to 3.2×10^{-1}	Not Applicable	7.3×10^{-7} to 4.0×10^{-1}
1,1-DCE	1.7×10^{-4} to 2.6×10^{-3}	Not Applicable	1.3×10^{-4} to 4.0×10^{-2}
Vinyl chloride	No Result	Not Applicable	6.0×10^{-5} to 8.0×10^{-3}
Total Metals	8.0×10^{-5} to 5.6×10^{-4}	8.9×10^{-5}	Not Applicable
As	8.0×10^{-5} to 5.6×10^{-4}	8.9×10^{-5}	Not Applicable
Be	No Result	No Result	Not Applicable
Total Rads	3.4×10^{-6} to 6.1×10^{-4}	Not Applicable	Not Applicable
Tc-99	2.3×10^{-6} to 6.1×10^{-4}	Not Applicable	Not Applicable
Total U	No Result	Not Applicable	Not Applicable
Number of Observations	19 (12 HU2; 1 HU4; 6 HU5)	1 (1 from HU1)	53 (3 HU2; 1HU3; 4 HU4; 28 HU5; 17 McNairy)
Area b – Inside the Northwest TCE Plume – Inside industrialized area (i.e., west main plant)			
Total ELCR	5.1×10^{-7} to 8.9×10^{-1}	1.6×10^{-4} to 2.4×10^{-3}	8.7×10^{-7} to 9.9×10^{-1}
Total Organics	7.3×10^{-7} to 8.9×10^{-1}	Not Applicable	8.7×10^{-7} to 9.9×10^{-1}
TCE	7.3×10^{-7} to 8.6×10^{-1}	Not Applicable	3.6×10^{-7} to 2.0×10^{-2}
1,1-DCE	1.4×10^{-4} to 3.1×10^{-4}	Not Applicable	4.0×10^{-4} to 9.9×10^{-1}
Vinyl chloride	2.5×10^{-3} to 1.7×10^{-1}	Not Applicable	8.5×10^{-5} to 1.1×10^{-3}
Total Metals	7.1×10^{-5} to 2.9×10^{-3}	1.6×10^{-4} to 2.4×10^{-3}	Not Applicable
As	7.2×10^{-5} to 2.9×10^{-3}	1.6×10^{-4} to 2.4×10^{-3}	Not Applicable
Be	4.9×10^{-4}	4.7×10^{-4}	Not Applicable
Total Rads	4.7×10^{-7} to 5.8×10^{-3}	Not Applicable	Not Applicable
Tc-99	3.1×10^{-7} to 1.8×10^{-4}	Not Applicable	Not Applicable
Total U	2.5×10^{-5} to 5.8×10^{-4}	Not Applicable	Not Applicable
Number of Observations	60 (18 HU2; 41 HU5; 1 McNairy)	5 (3 HU3; 2 HU5)	47 (6 HU1; 4 HU2; 3 HU3; 6 HU4; 19 HU5; 9 McNairy)
Area c – Inside the Northeast TCE Plume – Inside industrialized area (i.e., east main plant)			
Total ELCR	2.0×10^{-6} to 4.1×10^{-3}	No Results	1.5×10^{-7} to 2.6×10^{-2}
Total Organics	7.3×10^{-7} to 3.1×10^{-3}	Not Applicable	1.5×10^{-7} to 2.6×10^{-2}
TCE	7.3×10^{-7} to 9.0×10^{-4}	Not Applicable	1.5×10^{-7} to 5.0×10^{-3}
1,1-DCE	8.6×10^{-4} to 2.8×10^{-3}	Not Applicable	3.8×10^{-5} to 2.2×10^{-2}
Vinyl chloride	No Result	Not Applicable	2.4×10^{-5}

Table 6.3 Summary of excess lifetime cancer risks by area from analysis of results from individual sampling points (continued)

	Wells – Unfiltered Data	Wells – Filtered Data	Borings – Unfiltered Data
Total Metals	No Result	No Result	Not Applicable
As	No Result	No Result	Not Applicable
Be	No Result	No Result	Not Applicable
Total Rads	1.0×10^{-6} to 4.1×10^{-3}	Not Applicable	Not Applicable
Tc-99	1.0×10^{-6} to 6.3×10^{-5}	Not Applicable	Not Applicable
Total U	No Result	Not Applicable	Not Applicable
Number of Observations	11 (1 HU2; 1 HU3; 1 HU4; 8 HU5)	None	46 (4 HU2; 1 HU3; 8 HU4; 22 HU5; 11 McNairy)
Area d – Outside the TCE Plumes – South of C-400 in industrialized area			
Total ELCR	1.1×10^{-6} to 4.8×10^{-2}	1.4×10^{-4} to 3.0×10^{-3}	1.5×10^{-7} to 1.8×10^{-2}
Total Organics	7.3×10^{-7} to 4.8×10^{-2}	Not Applicable	1.5×10^{-7} to 1.8×10^{-2}
TCE	7.3×10^{-7} to 4.8×10^{-2}	Not Applicable	1.5×10^{-7} to 8.7×10^{-3}
1,1-DCE	8.3×10^{-4} to 1.1×10^{-2}	Not Applicable	1.1×10^{-5} to 9.9×10^{-3}
Vinyl chloride	No Result	Not Applicable	6.0×10^{-6} to 2.8×10^{-3}
Total Metals	8.7×10^{-5} to 5.9×10^{-4}	1.4×10^{-4} to 3.0×10^{-3}	Not Applicable
As	8.7×10^{-5} to 5.9×10^{-4}	1.4×10^{-4} to 1.6×10^{-4}	Not Applicable
Be	No Result	3.0×10^{-3}	Not Applicable
Total Rads	1.0×10^{-6} to 5.9×10^{-3}	Not Applicable	Not Applicable
Tc-99	1.0×10^{-6} to 3.5×10^{-5}	Not Applicable	Not Applicable
Total U	4.0×10^{-6} to 9.0×10^{-5}	Not Applicable	Not Applicable
Number of Observations	42 (20 HU2; 1 HU3; 2 HU4; 18 HU5; 1 McNairy)	3 (1 HU2; 2 HU5)	72 (1 HU1; 9 HU2; 5 HU3; 6 HU4; 33 HU5; 18 McNairy)
Area e – Inside the Northwest TCE Plume – Outside industrialized area			
Total ELCR	1.6×10^{-6} to 1.4×10^{-3}	5.7×10^{-4}	4.8×10^{-6} to 3.5×10^{-3}
Total Organics	7.9×10^{-7} to 1.3×10^{-3}	Not Applicable	4.8×10^{-6} to 3.5×10^{-3}
TCE	7.9×10^{-7} to 1.3×10^{-3}	Not Applicable	2.2×10^{-6} to 3.5×10^{-3}
1,1-DCE	No Result	Not Applicable	No Result
Vinyl chloride	No Result	Not Applicable	No Result
Total Metals	8.6×10^{-5} to 1.4×10^{-3}	5.7×10^{-4}	Not Applicable
As	8.6×10^{-5} to 3.5×10^{-4}	No Result	Not Applicable
Be	4.8×10^{-4} to 1.1×10^{-3}	5.7×10^{-4}	Not Applicable
Total Rads	1.0×10^{-6} to 6.1×10^{-4}	Not Applicable	Not Applicable
Tc-99	1.0×10^{-6} to 5.5×10^{-5}	Not Applicable	Not Applicable
Total U	No Result	Not Applicable	Not Applicable
Number of Observations	28 (1 HU2; 1 HU3; 23 HU5; 3 McNairy)	1 (1 HU5)	5 (5 HU5)

Table 6.3 Summary of excess lifetime cancer risks by area from analysis of results from individual sampling points (continued)

	Wells – Unfiltered Data	Wells – Filtered Data	Borings – Unfiltered Data
Area f – Inside the Northeast Plume – Outside industrialized area			
Total ELCR	2.3×10^{-6} to 2.8×10^{-3}	No Result	7.3×10^{-7} to 2.4×10^{-3}
Total Organics	9.9×10^{-7} to 2.8×10^{-3}	Not Applicable	7.3×10^{-7} to 2.4×10^{-3}
TCE	9.9×10^{-7} to 1.5×10^{-3}	Not Applicable	7.3×10^{-7} to 2.3×10^{-3}
1,1-DCE	1.7×10^{-4} to 2.2×10^{-3}	Not Applicable	1.1×10^{-5} to 1.8×10^{-3}
Vinyl chloride	No Result	Not Applicable	6.0×10^{-6}
Total Metals	2.2×10^{-4}	No Result	Not Applicable
As	2.2×10^{-4}	No Result	Not Applicable
Be	No Result	No Result	Not Applicable
Total Rads	5.5×10^{-7} to 6.2×10^{-4}	Not Applicable	Not Applicable
Tc-99	5.5×10^{-7} to 1.5×10^{-6}	Not Applicable	Not Applicable
Total U	No Result	Not Applicable	Not Applicable
Number of Observations	16 (1 HU2; 1 HU4; 14 HU5)	None	45 (7 HU2; 3 HU4; 22 HU5; 13 McNairy)
Area g – Outside the TCE Plumes – West of the industrialized area			
Total ELCR	7.3×10^{-7} to 1.3×10^{-3}	No Result	No Result
Total Organics	7.3×10^{-7}	Not Applicable	No Result
TCE	7.3×10^{-7}	Not Applicable	No Result
1,1-DCE	No Result	Not Applicable	No Result
Vinyl chloride	No Result	Not Applicable	No Result
Total Metals	7.2×10^{-5} to 7.4×10^{-5}	No Result	Not Applicable
As	7.2×10^{-5} to 7.4×10^{-5}	No Result	Not Applicable
Be	No Result	No Result	Not Applicable
Total Rads	5.9×10^{-7} to 1.3×10^{-3}	Not Applicable	Not Applicable
Tc-99	5.9×10^{-7} to 1.3×10^{-6}	Not Applicable	Not Applicable
Total U	No Result	Not Applicable	Not Applicable
Number of Observations	13 (2 HU2; 10 HU5; 1 McNairy)	None	None
Area h – Outside the TCE Plumes – East of the industrialized area			
Total ELCR	5.2×10^{-7} to 1.5×10^{-3}	No Results	3.6×10^{-6} to 4.4×10^{-6}
Total Organics	1.5×10^{-6}	Not Applicable	3.6×10^{-6} to 4.4×10^{-6}
TCE	1.5×10^{-6}	Not Applicable	3.6×10^{-6} to 4.4×10^{-6}
1,1-DCE	No Result	Not Applicable	No Result
Vinyl chloride	No Result	Not Applicable	No Result
Total Metals	8.9×10^{-5}	No Result	Not Applicable
As	8.9×10^{-5}	No Result	Not Applicable
Be	No Result	No Result	Not Applicable

Table 6.3 Summary of excess lifetime cancer risks by area from analysis of results from individual sampling points (continued)

	Wells – Unfiltered Data	Wells – Filtered Data	Borings – Unfiltered Data
Total Rads	5.2×10^{-7} to 1.5×10^{-3}	Not Applicable	Not Applicable
Tc-99	5.2×10^{-7}	Not Applicable	Not Applicable
Total U	No Result	Not Applicable	Not Applicable
Number of Observations	21 (6 HU5; 1 McNairy; 4 Terrace Gravel)	None	2 (2 Terrace Gravel)
Area i – Outside the TCE Plumes – North of the industrialized area			
Total ELCR	5.5×10^{-7} to 1.1×10^{-3}	1.1×10^{-4} to 7.7×10^{-4}	2.0×10^{-6} to 1.2×10^{-5}
Total Organics	2.2×10^{-7} to 3.0×10^{-4}	Not Applicable	2.0×10^{-6} to 1.2×10^{-5}
TCE	1.5×10^{-7} to 2.4×10^{-5}	Not Applicable	8.0×10^{-6}
1,1-DCE	No Result	Not Applicable	No Result
Vinyl chloride	6.0×10^{-5}	Not Applicable	No Result
Total Metals	7.5×10^{-5} to 1.0×10^{-3}	1.1×10^{-4} to 7.7×10^{-4}	Not Applicable
As	7.5×10^{-5} to 1.0×10^{-3}	1.1×10^{-4} to 2.8×10^{-4}	Not Applicable
Be	2.1×10^{-4} to 7.6×10^{-4}	7.7×10^{-4}	Not Applicable
Total Rads	3.8×10^{-7} to 6.9×10^{-4}	Not Applicable	Not Applicable
Tc-99	3.8×10^{-7} to 1.1×10^{-5}	Not Applicable	Not Applicable
Total U	No Result	Not Applicable	Not Applicable
Number of Observations	50 (1 HU1; 4 HU2; 5 HU3; 1 HU4; 39 HU5)	3 (1 HU1; 2 HU5)	2 (2 HU5)
Area j – Tennessee Valley Authority Wells not in TCE Plumes			
Total ELCR	1.7×10^{-4} to 2.4×10^{-3}	2.2×10^{-3}	No Result
Total Organics	No Result	Not Applicable	No Result
TCE	No Result	Not Applicable	No Result
1,1-DCE	No Result	Not Applicable	No Result
Vinyl chloride	No Result	Not Applicable	No Result
Total Metals	1.7×10^{-4} to 2.4×10^{-3}	2.2×10^{-3}	Not Applicable
As	1.7×10^{-4} to 2.4×10^{-3}	2.2×10^{-3}	Not Applicable
Be	No Result	No Result	Not Applicable
Total Rads	No Result	Not Applicable	Not Applicable
Tc-99	No Result	Not Applicable	Not Applicable
Total U	No Result	Not Applicable	Not Applicable
Number of Observations	3 (2 HU5; 1 McNairy)	1 (1 McNairy)	
Area k – South of industrialized area			
Total ELCR	2.7×10^{-7} to 3.8×10^{-2}	4.0×10^{-4} to 2.0×10^{-3}	1.4×10^{-6}
Total Organics	2.7×10^{-7} to 3.8×10^{-2}	Not Applicable	1.4×10^{-6}
TCE	7.3×10^{-7} to 7.9×10^{-5}	Not Applicable	No Result

Table 6.3 Summary of excess lifetime cancer risks by area from analysis of results from individual sampling points (continued)

	Wells – Unfiltered Data	Wells – Filtered Data	Borings – Unfiltered Data
1,1-DCE	1.6×10^{-2} to 7.7×10^{-5}	Not Applicable	No Result
Vinyl chloride	9.1×10^{-4}	Not Applicable	No Result
Total Metals	6.0×10^{-4} to 2.7×10^{-3}	4.0×10^{-4} to 2.0×10^{-3}	Not Applicable
As	7.7×10^{-5} to 6.0×10^{-4}	4.0×10^{-5}	Not Applicable
Be	2.6×10^{-3}	2.0×10^{-3}	Not Applicable
Total Rads	4.4×10^{-6} to 8.9×10^{-4}	Not Applicable	Not Applicable
Tc-99	6.2×10^{-7} to 4.4×10^{-6}	Not Applicable	Not Applicable
Total U	1.1×10^{-5} to 2.4×10^{-5}	Not Applicable	Not Applicable
Number of Observations	11 (2 Eocene Sand; 9 Terrace Gravel)	2 (2 Terrace Gravel)	1 (1 Terrace Gravel)

Note: Values reported were derived from detected concentrations only.

Results taken from material presented in App. H.

“Not Applicable” indicates that risk values were not derived from sampling results because results would have been affected by a known bias.

“No Result” indicates that a risk value could not be calculated because the analyte was not detected.

Results from WAG 3 boreholes are not included because data were not available at the time the analysis was completed.

Table 6.4 Summary of hazard indices by area from analysis of results from individual sampling points

	Wells – Unfiltered Data	Wells – Filtered Data	Borings – Unfiltered Data
Area a – Inside TCE contaminated area at C-400 Building – Inside industrialized area			
Total HI	0.2 to 9,000	0.2 to 4.2	<0.1 to 59,000
Total Organics	0.2 to 9,000	Not Applicable	<0.1 to 59,000
TCE	0.2 to 9,000	Not Applicable	<0.1 to 59,000
1,1-DCE	<0.1 to 1.3	Not Applicable	<0.1 to 21.0
<i>trans</i> -1,2-DCE	12.4 to 29.7	Not Applicable	0.1 to 7.5
<i>cis</i> -1,2-DCE	0.3 to 10.9	Not Applicable	0.1 to 15.3
1,2-DCE	No Result	Not Applicable	None
Carbon tetrachloride	102 to 136	Not Applicable	0.8 to 342
Total Metals	1.3 to 98.0	0.2 to 4.2	Not Applicable
As	0.6 to 4.3	0.7	Not Applicable
Be	No Result	No Result	Not Applicable
Cd	No Result	1.2 to 1.4	Not Applicable
Cr	13.0	No Result	Not Applicable
Fe	0.2 to 67.3	0.1 to 1.7	Not Applicable
Mn	0.1 to 1.1	0.1 to 1.2	Not Applicable
Sb	No Result	No Result	Not Applicable
U	0.7	No Result	Not Applicable
V	0.7 to 6.6	0.7 to 1.7	Not Applicable
Number of Observations	19 (12 HU2; 1 HU4; 6 HU5)	6 (2 HU2; 1 HU4; 3 HU5)	53 (3 HU2; 1 HU3; 4 HU4; 28 HU5; 17 McNairy)
Area b – Inside the Northwest TCE Plume – Inside industrialized area (i.e., west main plant)			
Total HI	<0.1 to 260,000	<0.1 to 23.0	<0.1 to 2,600
Total Organics	<0.1 to 260,000	Not Applicable	<0.1 to 2,600
TCE	<0.1 to 260,000	Not Applicable	<0.1 to 2,290
1,1-DCE	<0.1 to 0.2	Not Applicable	0.2 to 2,600
<i>trans</i> -1,2-DCE	0.1	Not Applicable	0.1
<i>cis</i> -1,2-DCE	0.6 to 14.5	Not Applicable	0.1 to 52.9
1,2-DCE	0.8	Not Applicable	0.1 to 20.9
Carbon tetrachloride	10.2 to 13.6	Not Applicable	1.9 to 113
Total Metals	<0.1 to 29.0	<0.1 to 23.0	Not Applicable
As	0.6 to 22.2	1.2 to 18.6	Not Applicable
Be	0.2	0.2	Not Applicable
Cd	0.6 to 1.3	0.8 to 1.9	Not Applicable
Cr	1.2 to 7.0	No Result	Not Applicable
Fe	0.2 to 12.5	<0.1 to 2.4	Not Applicable
Mn	<0.1 to 5.9	<0.1 to 5.9	Not Applicable

Table 6.4 Summary of hazard indices by area from analysis of results from individual sampling points (continued)

	Wells – Unfiltered Data	Wells – Filtered Data	Borings – Unfiltered Data
Sb	19.0	No Result	Not Applicable
U	<0.1 to 2.0	No Result	Not Applicable
V	0.5 to 2.8	0.7 to 2.0	Not Applicable
Number of Observations	59 (19 HU2; 39 HU5; 1 McNairy)	21 (9 HU2; 11 HU5; 1 McNairy)	51 (7 HU1; 7 HU2; 3 HU3; 6 HU4; 19 HU5; 9 McNairy)
Area c – Inside the Northeast TCE Plume – Inside industrialized area (i.e., east main plant)			
Total HI	0.2 to 160	0.2 to 1.8	<0.1 to 740
Total Organics	0.8 to 100	Not Applicable	<0.1 to 740
TCE	<0.1 to 100	Not Applicable	<0.1 to 574
1,1-DCE	0.4 to 1.5	Not Applicable	<0.1 to 11.6
<i>trans</i> -1,2-DCE	No Result	Not Applicable	0.3
<i>cis</i> -1,2-DCE	0.2 to 0.5	Not Applicable	0.1 to 49.4
1,2-DCE	No Result	Not Applicable	No Result
Carbon tetrachloride	No Result	Not Applicable	<0.1 to 126
Total Metals	<0.1 to 140	0.2 to 1.8	Not Applicable
As	No Result	No Result	Not Applicable
Be	No Result	No Result	Not Applicable
Cd	No Result	No Result	Not Applicable
Cr	2.4 to 128	No Result	Not Applicable
Fe	0.7 to 9.3	1.1	Not Applicable
Mn	0.1 to 1.0	<0.1 to 0.5	Not Applicable
Sb	No Result	No Result	Not Applicable
U	No Result	No Result	Not Applicable
V	No Result	No Result	Not Applicable
Number of Observations	12 (2 HU2; 1 HU3; 1 HU4; 8 HU5)	8 (2 HU2; 6 HU5)	47 (3 HU2; 1 HU3; 8 HU4; 22 HU5; 2 Porters Creek Clay; 1 Terrace Gravel; 10 McNairy)
Area d – Outside the TCE Plumes – South of C-400 in industrialized area			
Total HI	<0.1 to 5,700	<0.1 to 19.0	<0.1 to 1,000
Total Organics	<0.1 to 5,700	Not Applicable	<0.1 to 1,000
TCE	<0.1 to 5,700	Not Applicable	<0.1 to 1,000
1,1-DCE	0.4 to 5.5	Not Applicable	<0.1 to 5.1
<i>trans</i> -1,2-DCE	No Result	Not Applicable	0.1 to 1.6
<i>cis</i> -1,2-DCE	0.4 to 1.4	Not Applicable	0.1 to 23.0
1,2-DCE	0.3	Not Applicable	30.9
Carbon tetrachloride	No Result	Not Applicable	5.7 to 10.2
Total Metals	<0.1 to 25.0	<0.1 to 19.0	Not Applicable

Table 6.4 Summary of hazard indices by area from analysis of results from individual sampling points (continued)

	Wells – Unfiltered Data	Wells – Filtered Data	Borings – Unfiltered Data
As	0.6 to 4.6	1.1 to 1.2	Not Applicable
Be	No Result	1.2	Not Applicable
Cd	1.8	2.7	Not Applicable
Cr	1.5 to 4.9	0.9 to 2.8	Not Applicable
Fe	0.6 to 11.5	0.8 to 6.1	Not Applicable
Mn	0.1 to 11.8	0.1 to 12.7	Not Applicable
Sb	No Result	No Result	Not Applicable
U	<0.1 to 2.0	2.1	Not Applicable
V	1.4 to 7.7	1.2 to 3.3	Not Applicable
Number of Observations	46 (21 HU2; 1 HU3; 3 HU4; 18 HU5; 2 McNairy; 1 Terrace Gravel)	26 (10 HU2; 1 HU3; 2 HU4; 12 HU5; 1 McNairy)	74 (1 HU1; 10 HU2; 5 HU3; 5 HU4; 33 HU5; 3 Porters Creek Clay; 17 McNairy)
Area e – Inside the Northwest TCE Plume – Outside industrialized area			
Total HI	0.2 to 150	<0.1 to 14.0	0.5 to 410
Total Organics	0.9 to 150	Not Applicable	0.5 to 410
TCE	<0.1 to 149	Not Applicable	0.3 to 404
1,1-DCE	No Result	Not Applicable	No Result
<i>trans</i> -1,2-DCE	0.1	Not Applicable	No Result
<i>cis</i> -1,2-DCE	No Result	Not Applicable	No Result
1,2-DCE	No Result	Not Applicable	0.1 to 1.2
Carbon tetrachloride	No Result	Not Applicable	No Result
Total Metals	<0.1 to 37.0	<0.1 to 14.0	Not Applicable
As	0.6 to 27.0	No Result	Not Applicable
Be	0.2 to 0.4	No Result	Not Applicable
Cd	1.3 to 3.2	No Result	Not Applicable
Cr	3.4	No Result	Not Applicable
Fe	<0.1 to 19.2	0.5 to 3.5	Not Applicable
Mn	<0.1 to 8.8	<0.1 to 9.5	Not Applicable
Sb	No Result	No Result	Not Applicable
U	0.1 to 0.3	No Result	Not Applicable
V	2.7 to 9.0	1.1 to 9.9	Not Applicable
Number of Observations	27 (1 HU2; 1 HU3; 22 HU5; 3 McNairy)	15 (1 HU2; 1 HU3; 11 HU5; 2 McNairy)	5 (5 HU5)
Area f – Inside the Northeast Plume – Outside industrialized area			
Total HI	0.2 to 180	<0.1 to 2.1	<0.1 to 260
Total Organics	0.1 to 170	Not Applicable	<0.1 to 260
TCE	0.1 to 170	Not Applicable	<0.1 to 260
1,1-DCE	<0.1 to 1.1	Not Applicable	<0.1 to 0.9
<i>trans</i> -1,2-DCE	No Result	Not Applicable	No Result

Table 6.4 Summary of hazard indices by area from analysis of results from individual sampling points (continued)

	Wells – Unfiltered Data	Wells – Filtered Data	Borings – Unfiltered Data
<i>cis</i> -1,2-DCE	0.1 to 1.1	Not Applicable	0.1 to 2.6
1,2-DCE	0.8	Not Applicable	No Result
Carbon tetrachloride	0.2 to 0.5	Not Applicable	0.3 to 1.9
Total Metals	0.1 to 27.0	<0.1 to 2.1	Not Applicable
As	1.7	No Result	Not Applicable
Be	No Result	No Result	Not Applicable
Cd	1.5 to 5.8	1.1 to 1.2	Not Applicable
Cr	1.5 to 9.6	No Result	Not Applicable
Fe	0.8 to 10.8	0.8	Not Applicable
Mn	<0.1 to 2.1	0.2 to 0.7	Not Applicable
Sb	No Result	No Result	Not Applicable
U	No Result	No Result	Not Applicable
V	0.7 to 2.6	0.7 to 1.6	Not Applicable
Number of Observations	18 (1 HU2; 2 HU4; 14 HU5; 1 McNairy)	16 (2 HU4; 13 HU5; 1 McNairy)	49 (7 HU2; 3 HU4; 22 HU5; 3 Porters Creek Clay; 1 Terrace Gravel; 13 McNairy)
Area g – Outside the TCE Plumes – West of the industrialized area			
Total HI	<0.1 to 9.4	<0.1 to 2.7	No Result
Total Organics	<0.1	Not Applicable	No Result
TCE	<0.1	Not Applicable	No Result
1,1-DCE	No Result	Not Applicable	No Result
<i>trans</i> -1,2-DCE	No Result	Not Applicable	No Result
<i>cis</i> -1,2-DCE	No Result	Not Applicable	No Result
1,2-DCE	No Result	Not Applicable	No Result
Carbon tetrachloride	No Result	Not Applicable	No Result
Total Metals	<0.1 to 9.4	<0.1 to 2.7	Not Applicable
As	0.6 to 0.6	No Result	Not Applicable
Be	No Result	No Result	Not Applicable
Cd	1.8	1.1	Not Applicable
Cr	7.4	0.8	Not Applicable
Fe	0.5 to 1.8	0.2 to 1.2	Not Applicable
Mn	0.2 to 2.0	<0.1 to 1.4	Not Applicable
Sb	No Result	No Result	Not Applicable
U	No Result	No Result	Not Applicable
V	1.3	1.3	Not Applicable
Number of Observations	9 (2 HU2; 6 HU5; 1 McNairy)	6 (2 HU2; 3 HU5; 1 McNairy)	None
Area h – Outside the TCE Plumes – East of the industrialized area			

Table 6.4 Summary of hazard indices by area from analysis of results from individual sampling points (continued)

	Wells – Unfiltered Data	Wells – Filtered Data	Borings – Unfiltered Data
Total HI	0.2 to 9.4	<0.1 to 1.1	0.4 to 0.5
Total Organics	0.3	Not Applicable	0.4 to 0.5
TCE	0.2	Not Applicable	0.4 to 0.5
1,1-DCE	No Result	Not Applicable	No Result
<i>trans</i> -1,2-DCE	No Result	Not Applicable	No Result
<i>cis</i> -1,2-DCE	0.1	Not Applicable	No Result
1,2-DCE	No Result	Not Applicable	No Result
Carbon tetrachloride	No Result	Not Applicable	No Result
Total Metals	0.2 to 9.4	<0.1 to 1.1	Not Applicable
As	0.7	No Result	Not Applicable
Be	No Result	No Result	Not Applicable
Cd	No Result	No Result	Not Applicable
Cr	3.3	No Result	Not Applicable
Fe	1.3 to 3.3	No Result	Not Applicable
Mn	0.1 to 0.8	No Result	Not Applicable
Sb	8.9	No Result	Not Applicable
U	0.2	No Result	Not Applicable
V	1.0 to 7.5	1.1	Not Applicable
Number of Observations	8 (3 HU5; 4 Terrace Gravel; 1 McNairy)	3 (1 HU2; 1 HU5; 1 Terrace Gravel)	2 (2 Terrace Gravel)
Area i – Outside the TCE Plumes – North of the industrialized area			
Total HI	<0.1 to 340	<0.1 to 41.0	0.2 to 1.1
Total Organics	<0.1 to 8.2	Not Applicable	0.2 to 1.1
TCE	<0.1 to 2.8	Not Applicable	0.9
1,1-DCE	No Result	Not Applicable	No Result
<i>trans</i> -1,2-DCE	No Result	Not Applicable	No Result
<i>cis</i> -1,2-DCE	No Result	Not Applicable	No Result
1,2-DCE	0.1	Not Applicable	No Result
Carbon tetrachloride	No Result	Not Applicable	No Result
Total Metals	0.2 to 340	<0.1 to 41.0	Not Applicable
As	0.6 to 8.0	0.9 to 2.1	Not Applicable
Be	<0.1 to 0.3	0.3	Not Applicable
Cd	0.5 to 2.3	2.1	Not Applicable
Cr	1.2 to 286	0.6 to 1.6	Not Applicable
Fe	0.4 to 30.9	0.6 to 5.9	Not Applicable
Mn	<0.1 to 6.9	<0.1 to 7.1	Not Applicable
Sb	18.6 to 41.6	22.8 to 41.5	Not Applicable
U	<0.1 to 13.1	0.1 to 11.3	Not Applicable

Table 6.4 Summary of hazard indices by area from analysis of results from individual sampling points (continued)

	Wells – Unfiltered Data	Wells – Filtered Data	Borings – Unfiltered Data
V	0.9 to 4.6	0.6 to 4.9	Not Applicable
Number of Observations	54 (1 HU1; 5 HU2; 5 HU3; 1 HU4; 41 HU5; 1 McNairy)	35 (1 HU1; 3 HU2; 4 HU3; 26 HU5; 1 McNairy)	2 (2 HU5)
Area j – Tennessee Valley Authority Wells not in TCE Plumes			
Total HI	3.3 to 23.0	1.2 to 21.0	No Result
Total Organics	No Result	Not Applicable	No Result
TCE	No Result	Not Applicable	No Result
1,1-DCE	No Result	Not Applicable	No Result
<i>trans</i> -1,2-DCE	No Result	Not Applicable	No Result
<i>cis</i> -1,2-DCE	No Result	Not Applicable	No Result
1,2-DCE	No Result	Not Applicable	No Result
Carbon tetrachloride	No Result	Not Applicable	No Result
Total Metals	3.3 to 23.0	1.2 to 21.0	Not Applicable
As	1.4 to 18.9	17.0	Not Applicable
Be	No Result	No Result	Not Applicable
Cd	No Result	No Result	Not Applicable
Cr	No Result	No Result	Not Applicable
Fe	2.3	No Result	Not Applicable
Mn	0.6 to 8.3	0.4 to 8.5	Not Applicable
Sb	No Result	No Result	Not Applicable
U	No Result	No Result	Not Applicable
V	1.5 to 2.1	1.9 to 2.1	Not Applicable
Number of Observations	5 (4 HU5; 1 McNairy)	5 (3 HU5; 2 McNairy)	None
Area k – South of industrialized area			
Total HI	<0.1 to 270	0.1 to 150	<0.1
Total Organics	<0.1 to 140	Not Applicable	<0.1
TCE	<0.1 to 9.2	Not Applicable	No Result
1,1-DCE	8.2 to 19.8	Not Applicable	No Result
<i>trans</i> -1,2-DCE	No Result	Not Applicable	No Result
<i>cis</i> -1,2-DCE	1.1 to 108	Not Applicable	No Result
1,2-DCE	1.8 to 18.1	Not Applicable	No Result
Carbon tetrachloride	No Result	Not Applicable	No Result
Total Metals	<0.1 to 120	0.1 to 150	Not Applicable
As	0.6 to 4.7	3.1	Not Applicable
Be	1.0	0.8	Not Applicable
Cd	2.4	2.4	Not Applicable
Cr	No Result	No Result	Not Applicable

Table 6.4 Summary of hazard indices by area from analysis of results from individual sampling points (continued)

	Wells – Unfiltered Data	Wells – Filtered Data	Borings – Unfiltered Data
Fe	1.2 to 84.9	13.3 to 97.3	Not Applicable
Mn	0.1 to 33.6	0.1 to 41.8	Not Applicable
Sb	No Result	No Result	Not Applicable
U	<0.1 to 0.2	<0.1 to 0.2	Not Applicable
V	1.5 to 1.7	2.1	Not Applicable
Number of Observations	13 (3 Eocene Sand; 10 Terrace Gravel)	8 (1 Eocene Sand; 7 Terrace Gravel)	1 (1 Terrace Gravel)

Note: Values reported were derived from detected concentrations only.

Results taken from material presented in App. H.

“Not Applicable” indicates that risk values were not derived from sampling results because results would have been affected by a known bias.

“No Result” indicates that a risk value could not be calculated because the analyte was not detected.

Results from WAG 3 boreholes are not included because data were not available at the time the analysis was completed.

Table 6.5a Comparison of systemic toxicity results for the child resident derived using unfiltered and filtered samples drawn from the UCRS¹

Analyte	Result Using Unfiltered Samples	Result Using Filtered Sample
Area a		
Aluminum	0.2	ND
Antimony	4.9	ND
Arsenic	0.6	0.7
Barium	<0.1	<0.1
Beryllium	<0.1	ND
Chromium	0.3	ND
Cobalt	<0.1	ND
Iron	0.7	ND
Manganese	<0.1	<0.1
Nickel	0.3	0.2
Silica	NV	ND
Tetraoxo-sulfate (1-)	NV	ND
Thallium	ND	NV
Uranium	0.4	ND
Vanadium	1.0	1.1
Zinc	<0.1	<0.1
Total	8.6	2.1
Area b		
Aluminum	0.2	ND
Arsenic	4.0	3.3
Barium	0.2	0.4
Beryllium	<0.1	ND
Cadmium	1.0	0.8
Chromium	0.9	ND
Cobalt	<0.1	ND
Fluoride	0.3	ND
Iron	0.7	ND
Manganese	0.4	0.4
Mercury	<0.1	<0.1
Molybdenum	0.1	ND
Nickel	1.0	1.3
Nitrate as Nitrogen	<0.1	ND
Selenium	<0.1	ND
Silica	NV	ND
Sulfate	NV	ND
Tetraoxo-sulfate (1-)	NV	ND
Thallium	NV	NV
Tin	<0.1	ND
Uranium	0.2	ND
Vanadium	1.1	2.6
Zinc	<0.1	<0.1
Total	10.1	8.9
Area c		
Aluminum	0.1	ND
Barium	<0.1	<0.1
Iron	0.4	ND
Manganese	0.2	0.2
Silica	NV	ND
Tetraoxo-sulfate (1-)	NV	ND
Vanadium	0.4	0.3
Zinc	<0.1	<0.1
Total	1.2	0.6

Table 6.5a Comparison of systemic toxicity results for the child resident derived using unfiltered and filtered samples drawn from the UCRS¹ (continued)

Analyte	Result Using Unfiltered Samples	Result Using Filtered Sample
Area d		
Aluminum	0.3	<0.1
Ammonia as Nitrogen	NV	ND
Antimony	4.6	ND
Arsenic	0.8	0.6
Barium	0.2	0.2
Beryllium	<0.1	ND
Cadmium	1.8	ND
Chromium	0.7	ND
Cobalt	<0.1	<0.1
Fluoride	0.2	ND
Iron	16.8	0.5
Kjeldahl Nitrogen	NV	ND
Manganese	40.2	3.1
Mercury	<0.1	ND
Nickel	0.1	0.1
Nitrate as Nitrogen	<0.1	ND
Nitrate/Nitrite	0.2	ND
Orthophosphate	NV	ND
Selenium	<0.1	ND
Silica	NV	ND
Strontium	0.1	ND
Sulfate	NV	ND
Sulfide	NV	ND
Tetraoxo-sulfate (1-)	NV	ND
Uranium	0.8	2.0
Vanadium	2.1	1.8
Zinc	<0.1	<0.1
Total	69.1	8.4
Area e		
Aluminum	0.3	ND
Arsenic	0.7	ND
Barium	0.4	0.4
Chromium	1.1	ND
Fluoride	0.6	ND
Iron	1.0	ND
Manganese	<0.1	<0.1
Nickel	0.5	1.0
Silica	NV	ND
Sulfate	NV	ND
Tetraoxo-sulfate (1-)	NV	ND
Vanadium	5.0	2.1
Zinc	<0.1	<0.1
Total	9.8	3.5
Area f		
Aluminum	0.5	ND
Barium	0.1	<0.1
Iron	0.9	ND
Manganese	0.1	<0.1
Silica	NV	ND
Tetraoxo-sulfate (1-)	NV	ND
Vanadium	0.5	0.3
Zinc	<0.1	<0.1
Total	2.1	0.4

Table 6.5a Comparison of systemic toxicity results for the child resident derived using unfiltered and filtered samples drawn from the UCRS¹ (continued)

Analyte	Result Using Unfiltered Samples	Result Using Filtered Sample
Area g		
Aluminum	<0.1	<0.1
Chromium	2.1	ND
Manganese	0.9	0.9
Nitrate as Nitrogen	0.1	ND
Silica	NV	ND
Tetraoxo-sulfate (1-)	NV	ND
Vanadium	1.1	1.2
Zinc	<0.1	<0.1
Total	4.3	2.1
Area h		
Aluminum	0.1	ND
Barium	<0.1	<0.1
Iron	0.3	ND
Manganese	<0.1	<0.1
Nickel	1.1	0.9
Nitrate as Nitrogen	<0.1	ND
Silica	NV	ND
Tetraoxo-sulfate (1-)	NV	ND
Vanadium	0.4	0.7
Zinc	<0.1	<0.1
Total	2.2	1.7
Area i		
Aluminum	0.3	ND
Antimony	2.6	4.0
Arsenic	1.5	1.8
Barium	0.3	0.3
Cadmium	1.0	1.0
Chromium	0.7	0.6
Cobalt	<0.1	<0.1
Copper	0.5	0.3
Fluoride	1.0	ND
Iron	1.2	<0.1
Manganese	2.0	2.4
Mercury	<0.1	<0.1
Nickel	0.2	0.2
Silica	NV	ND
Silver	0.3	ND
Sulfate	NV	ND
Tetraoxo-sulfate (1-)	NV	ND
Uranium	0.2	0.2
Vanadium	3.3	3.3
Zinc	<0.1	<0.1
Total	10.7	14.3
Area j		
No Results	No Results	No Results
Area k²		
Aluminum	0.6	0.2
Ammonia as Nitrogen	NV	ND
Antimony	9.3	ND
Arsenic	0.6	0.8
Barium	<0.1	<0.1
Beryllium	0.2	0.5
Cadmium	2.4	1.4

Table 6.5a Comparison of systemic toxicity results for the child resident derived using unfiltered and filtered samples drawn from the UCRS¹ (continued)

Analyte	Result Using Unfiltered Samples	Result Using Filtered Sample
Chromium	0.6	ND
Cobalt	<0.1	<0.1
Fluoride	0.4	ND
Iron	36.1	8.2
Kjeldahl Nitrogen	NV	ND
Manganese	17.5	10.1
Mercury	<0.1	ND
Nickel	0.3	0.4
Nitrate as Nitrogen	<0.1	ND
Silica	NV	ND
Strontium	<0.1	0.1
Sulfate	NV	ND
Sulfide	NV	ND
Tetraoxo-sulfate (1-)	NV	ND
Tin	<0.1	ND
Uranium	<0.1	0.1
Vanadium	1.5	2.3
Zinc	<0.1	<0.1
Total	69.9	24.3
Area I		
Aluminum	0.2	<0.1
Ammonia as Nitrogen	NV	ND
Antimony	4.9	ND
Arsenic	3.2	2.8
Barium	0.3	0.3
Beryllium	<0.1	ND
Cadmium	1.2	0.9
Chromium	0.8	ND
Cobalt	<0.1	<0.1
Fluoride	0.3	ND
Iron	1.1	0.4
Kjeldahl Nitrogen	NV	ND
Manganese	0.8	0.5
Mercury	<0.1	<0.1
Molybdenum	0.1	ND
Nickel	0.4	0.5
Nitrate as Nitrogen	<0.1	ND
Nitrate/Nitrite	<0.1	ND
Orthophosphate	NV	ND
Selenium	<0.1	ND
Silica	NV	ND
Strontium	0.1	ND
Sulfate	NV	ND
Sulfide	NV	ND
Tetraoxo-sulfate (1-)	NV	ND
Thallium	NV	NV
Tin	<0.1	ND
Uranium	0.3	0.4
Vanadium	0.8	1.9
Zinc	<0.1	<0.1
Total	14.8	7.8

Table 6.5a Comparison of systemic toxicity results for the child resident derived using unfiltered and filtered samples drawn from the UCRS¹ (continued)

Analyte	Result Using Unfiltered Samples	Result Using Filtered Sample
Area m		
Aluminum	0.2	<0.1
Antimony	10.2	8.6
Arsenic	0.9	0.7
Barium	0.3	0.2
Cadmium	1.5	1.0
Chromium	0.7	0.6
Cobalt	<0.1	<0.1
Copper	0.2	0.1
Fluoride	0.7	ND
Iron	0.9	<0.1
Manganese	0.3	0.2
Mercury	<0.1	<0.1
Nickel	0.2	0.2
Nitrate as Nitrogen	<0.1	ND
Silica	NV	ND
Silver	0.3	ND
Sulfate	NV	ND
Tetraoxo-sulfate (1-)	NV	ND
Thallium	NV	NV
Uranium	1.4	0.2
Vanadium	2.5	2.1
Zinc	<0.1	<0.1
Total	20.5	14.1
Area n		
Aluminum	0.2	<0.1
Ammonia as Nitrogen	NV	ND
Antimony	8.8	8.1
Arsenic	2.7	2.5
Barium	0.3	0.3
Beryllium	<0.1	ND
Cadmium	1.2	0.9
Chromium	0.8	0.6
Cobalt	<0.1	<0.1
Copper	<0.1	<0.1
Fluoride	0.5	ND
Iron	0.9	0.3
Kjeldahl Nitrogen	NV	ND
Manganese	1.2	0.4
Mercury	0.1	<0.1
Molybdenum	0.1	ND
Nickel	0.4	0.4
Nitrate as Nitrogen	<0.1	ND
Nitrate/Nitrite	<0.1	ND
Orthophosphate	NV	ND
Selenium	<0.1	ND
Silica	NV	ND
Silver	0.3	ND
Strontium	0.1	ND
Sulfate	NV	ND
Sulfide	NV	ND
Tetraoxo-sulfate (1-)	NV	ND
Thallium	NV	NV
Tin	<0.1	ND

Table 6.5a Comparison of systemic toxicity results for the child resident derived using unfiltered and filtered samples drawn from the UCRS¹ (continued)

Analyte	Result Using Unfiltered Samples	Result Using Filtered Sample
Uranium	0.5	0.6
Vanadium	0.9	1.9
Zinc	<0.1	<0.1
Total	19.3	16.0

Note:

ND indicates that the analyte was either not detected in the sample type or was not a COPC

NV indicates that a hazard quotient could not be derived because some data were missing.

¹ Results are for direct routes of exposure only. Totals do not include contribution from lead as a COPC.

² Area k includes water drawn from Eocene Sands, Terrace Gravels, and Porters Creek Clay.

Table 6.5b Comparison of systemic toxicity results for the child resident derived using unfiltered and filtered samples drawn from the RGA¹

Analyte	Result Using Unfiltered Samples	Result Using Filtered Sample
Area a		
Aluminum	<0.1	<0.1
Arsenic	0.8	ND
Barium	0.1	0.1
Cadmium	ND	1.2
Chromium	1.1	ND
Fluoride	0.3	ND
Iron	0.5	<0.1
Manganese	0.2	0.2
Tetraoxo-sulfate (1-)	NV	ND
Thallium	NV	ND
Vanadium	1.6	1.7
Zinc	<0.1	<0.1
Total	4.7	3.2
Area b		
Aluminum	0.1	<0.1
Arsenic	0.7	0.7
Barium	0.2	0.2
Beryllium	0.2	0.2
Cadmium	1.3	0.8
Chromium	0.8	ND
Cobalt	<0.1	ND
Fluoride	0.2	ND
Iron	1.1	<0.1
Manganese	0.6	0.5
Mercury	<0.1	ND
Nickel	ND	0.5
Nitrate as Nitrogen	<0.1	ND
Selenium	<0.1	ND
Silica	NV	ND
Silver	ND	0.4
Sulfate	NV	ND
Tetraoxo-sulfate (1-)	NV	ND
Tin	<0.1	ND
Uranium	0.1	ND
Vanadium	0.4	0.4
Zinc	<0.1	<0.1
Total	6.1	3.8
Area c		
Aluminum	0.3	ND
Barium	0.1	<0.1
Chromium	4.9	ND
Iron	1.5	<0.1
Manganese	0.4	0.3
Molybdenum	0.5	ND
Nickel	ND	0.5
Silica	NV	ND
Tetraoxo-sulfate (1-)	NV	ND
Zinc	<0.1	<0.1
Total	7.8	1.0

Table 6.5b Comparison of systemic toxicity results for the child resident derived using unfiltered and filtered samples drawn from the RGA¹ (continued)

Analyte	Result Using Unfiltered Samples	Result Using Filtered Sample
Area d		
Aluminum	<0.1	ND
Arsenic	0.9	0.6
Barium	0.2	0.2
Beryllium	ND	0.2
Cadmium	ND	1.2
Chromium	0.8	0.7
Cobalt	<0.1	ND
Fluoride	0.2	ND
Iron	0.5	ND
Manganese	1.7	1.4
Nickel	ND	0.3
Silica	NV	ND
Tetraoxo-sulfate (1-)	NV	ND
Thallium	ND	NV
Tin	<0.1	ND
Uranium	<0.1	ND
Vanadium	0.7	0.4
Zinc	<0.1	<0.1
Total	5.2	4.9
Area e		
Aluminum	<0.1	ND
Arsenic	0.6	ND
Barium	0.2	<0.1
Beryllium	0.2	0.2
Cadmium	2.4	ND
Cobalt	<0.1	<0.1
Copper	<0.1	ND
Fluoride	0.2	ND
Iron	0.6	<0.1
Manganese	<0.1	<0.1
Molybdenum	0.4	0.3
Silica	NV	ND
Silver	0.5	ND
Sulfate	NV	ND
Tetraoxo-sulfate (1-)	NV	ND
Thallium	NV	NV
Uranium	<0.1	ND
Vanadium	0.9	0.9
Zinc	<0.1	<0.1
Total	6.2	1.6
Area f		
Aluminum	<0.1	ND
Arsenic	0.6	ND
Barium	0.3	<0.1
Cadmium	4.4	1.2
Chromium	2.0	ND
Copper	<0.1	ND
Iron	0.3	<0.1
Manganese	0.1	<0.1
Nickel	ND	0.3
Silica	NV	ND
Sulfate	NV	ND
Tetraoxo-sulfate (1-)	NV	ND

Table 6.5b Comparison of systemic toxicity results for the child resident derived using unfiltered and filtered samples drawn from the RGA¹ (continued)

Analyte	Result Using Unfiltered Samples	Result Using Filtered Sample
Vanadium	0.8	0.8
Zinc	<0.1	<0.1
Total	8.5	2.4
Area g		
Aluminum	0.1	<0.1
Arsenic	0.6	ND
Cadmium	1.8	1.1
Chromium	1.9	0.7
Iron	0.7	<0.1
Manganese	<0.1	<0.1
Nickel	0.4	0.4
Silica	NV	ND
Tetraoxo-sulfate (1-)	NV	ND
Thallium	ND	NV
Zinc	<0.1	<0.1
Total	5.6	2.3
Area h		
Aluminum	0.2	ND
Arsenic	0.6	ND
Barium	<0.1	<0.1
Chromium	3.3	ND
Iron	1.6	ND
Manganese	<0.1	ND
Nitrate as Nitrogen	0.3	ND
Tetraoxo-sulfate (1-)	NV	ND
Uranium	<0.1	ND
Vanadium	0.7	0.8
Total	7.0	0.9
Area i		
Aluminum	<0.1	ND
Antimony	14.8	6.2
Arsenic	0.6	0.6
Barium	<0.1	<0.1
Beryllium	0.3	0.1
Bicarbonate	NV	ND
Boron	0.2	0.2
Cadmium	0.6	ND
Cerium	NV	NV
Chromium	6.2	0.6
Cobalt	<0.1	ND
Copper	<0.1	<0.1
Fluoride	0.2	ND
Gallium	NV	NV
Iron	0.7	ND
Lithium	0.1	0.1
Manganese	0.2	<0.1
Mercury	<0.1	ND
Nickel	0.3	ND
Selenium	<0.1	ND
Silica	NV	ND
Silver	0.3	ND
Sulfate	NV	ND
Tetraoxo-sulfate (1-)	NV	ND
Thorium	NV	NV

Table 6.5b Comparison of systemic toxicity results for the child resident derived using unfiltered and filtered samples drawn from the RGA¹ (continued)

Analyte	Result Using Unfiltered Samples	Result Using Filtered Sample
Titanium	NV	NV
Uranium	<0.1	ND
Vanadium	0.8	0.8
Zinc	<0.1	<0.1
Zirconium	NV	NV
Total	25.6	8.8
Area j		
Aluminum	0.2	ND
Arsenic	0.9	ND
Iron	1.0	ND
Manganese	3.5	3.6
Molybdenum	1.7	1.8
Silica	NV	ND
Sulfate	NV	ND
Thallium	NV	NV
Vanadium	1.0	1.1
Total	8.4	6.5
Area k²		
See Table 6.6a		
Area l		
Aluminum	0.1	<0.1
Arsenic	0.7	0.7
Barium	0.2	0.2
Beryllium	0.2	0.2
Cadmium	1.4	0.9
Chromium	1.3	0.6
Cobalt	<0.1	
Fluoride	0.3	
Iron	1.2	<0.1
Manganese	0.6	0.5
Mercury	<0.1	
Molybdenum	0.4	
Nitrate as Nitrogen	<0.1	
Selenium	<0.1	
Silica	NV	
Silver	ND	0.4
Sulfate	NV	
Tetraoxo-sulfate (1-)	NV	
Thallium	NV	NV
Tin	<0.1	
Uranium	0.1	
Vanadium	0.5	0.5
Zinc	<0.1	<0.1
Total	7.3	4.2
Area m		
Aluminum	<0.1	<0.1
Antimony	14.0	9.0
Arsenic	0.6	0.6
Barium	<0.1	<0.1
Beryllium	0.3	0.1
Bicarbonate	NV	ND
Boron	0.2	0.2
Cadmium	1.5	1.0
Cerium	NV	NV

Table 6.5b Comparison of systemic toxicity results for the child resident derived using unfiltered and filtered samples drawn from the RGA¹ (continued)

Analyte	Result Using Unfiltered Samples	Result Using Filtered Sample
Chromium	4.3	0.6
Cobalt	<0.1	<0.1
Copper	<0.1	<0.1
Fluoride	0.2	ND
Gallium	NV	NV
Iron	0.6	<0.1
Lithium	0.1	ND
Manganese	0.2	<0.1
Mercury	<0.1	ND
Molybdenum	0.4	0.3
Nickel	0.2	0.1
Nitrate as Nitrogen	<0.1	ND
Selenium	<0.1	ND
Silica	NV	ND
Silver	0.3	ND
Sulfate	NV	ND
Tetraoxo-sulfate (1-)	NV	ND
Thallium	NV	NV
Thorium	NV	NV
Titanium	NV	NV
Uranium	<0.1	ND
Vanadium	0.7	1.0
Zinc	<0.1	<0.1
Zirconium	NV	NV
Total	23.8	13.3
Area n		
Aluminum	<0.1	<0.1
Antimony	13.6	9.6
Arsenic	0.6	0.6
Barium	<0.1	<0.1
Beryllium	0.3	0.2
Bicarbonate	NV	ND
Boron	0.2	0.2
Cadmium	1.4	1.0
Cerium	NV	NV
Chromium	2.9	0.6
Cobalt	<0.1	<0.1
Copper	<0.1	<0.1
Fluoride	0.2	ND
Gallium	NV	NV
Iron	0.7	<0.1
Lithium	0.1	ND
Manganese	0.3	0.3
Mercury	<0.1	ND
Molybdenum	0.4	0.3
Nickel	0.2	0.2
Nitrate as Nitrogen	<0.1	ND
Selenium	<0.1	ND
Silica	NV	ND
Silver	0.3	0.4
Sulfate	NV	ND
Tetraoxo-sulfate (1-)	NV	ND
Thallium	NV	NV
Thorium	NV	NV

Table 6.5b Comparison of systemic toxicity results for the child resident derived using unfiltered and filtered samples drawn from the RGA¹ (continued)

Analyte	Result Using Unfiltered Samples	Result Using Filtered Sample
Tin	<0.1	ND
Titanium	NV	NV
Uranium	<0.1	ND
Vanadium	0.6	0.4
Zinc	<0.1	<0.1
Zirconium	NV	NV
Total	22.4	14.0

Note:

ND indicates that the analyte was either not detected in the sample type or was not a COPC

NV indicates that a hazard quotient could not be derived because some data were missing.

¹ Results are for direct routes of exposure only. Totals do not include contribution from lead as a COPC.

² Area k includes water drawn from Eocene Sands, Terrace Gravels, and Porters Creek Clay. See Table 6.6a for the results for this area.

Table 6.5c Comparison of systemic toxicity results for the child resident derived using unfiltered and filtered samples drawn from the McNairy Formation¹

Analyte	Result Using Unfiltered Samples	Result Using Filtered Sample
Area a		
No Result	No Result	No Result
Area b		
Aluminum	<0.1	ND
Antimony	19.0	ND
Iron	ND	1.0
Nitrate as Nitrogen	<0.1	ND
Silica	NV	ND
Tetraoxo-sulfate (1-)	NV	ND
Total	19.1	1.0
Area c		
No Result	No Result	No Result
Area d		
Silica	NV	ND
Tetraoxo-sulfate (1-)	NV	ND
Thallium	NV	ND
Zinc	<0.1	<0.1
Total	<0.1	<0.1
Area e		
Aluminum	<0.1	ND
Arsenic	3.2	ND
Barium	0.3	ND
Beryllium	0.4	ND
Cadmium	3.2	ND
Chromium	2.9	ND
Cobalt	<0.1	ND
Fluoride	0.3	ND
Iron	3.3	2.3
Manganese	0.7	0.6
Nickel	0.2	ND
Silica	NV	ND
Sulfate	NV	ND
Tetraoxo-sulfate (1-)	NV	ND
Uranium	0.1	ND
Vanadium	4.9	4.2
Zinc	<0.1	ND
Total	19.7	7.1
Area f		
Barium	0.2	0.1
Tetraoxo-sulfate (1-)	NV	ND
Zinc	<0.1	ND
Total	0.2	0.1
Area g		
Arsenic	0.6	ND
Iron	ND	1.2
Mercury	0.2	ND
Silica	NV	ND
Tetraoxo-sulfate (1-)	NV	ND
Total	0.8	1.2
Area h		
Fluoride	0.4	
Silica	NV	
Tetraoxo-sulfate (1-)	NV	
Total	0.4	No Result

Table 6.3c Comparison of systemic toxicity results for the child resident derived using unfiltered and filtered samples drawn from the McNairy Formation¹ (continued)

Analyte	Result Using Unfiltered Samples	Result Using Filtered Sample
Area i		
Manganese	1.1	1.1
Silica	NV	ND
Tetraoxo-sulfate (1-)	NV	ND
Vanadium	2.0	1.8
Total	3.1	2.9
Area j		
Aluminum	0.1	0.1
Arsenic	18.9	16.8
Manganese	4.5	4.9
Molybdenum	4.2	4.3
Sulfate	NV	ND
Total	27.7	26.2
Area k²		
See Table 6.6a		
Area l		
Aluminum	<0.1	ND
Antimony	16.6	ND
Iron	ND	0.9
Nitrate as Nitrogen	<0.1	ND
Silica	NV	ND
Tetraoxo-sulfate (1-)	NV	ND
Thallium	NV	ND
Zinc	<0.1	<0.1
Total	16.7	0.9
Area m		
Aluminum	<0.1	<0.1
Arsenic	1.3	1.9
Barium	0.2	0.2
Beryllium	0.3	ND
Cadmium	2.8	ND
Chromium	2.0	ND
Cobalt	<0.1	ND
Fluoride	0.3	ND
Iron	6.7	1.7
Manganese	0.7	1.4
Mercury	<0.1	ND
Molybdenum	0.5	0.4
Nickel	0.1	ND
Silica	NV	ND
Sulfate	NV	ND
Tetraoxo-sulfate (1-)	NV	ND
Uranium	<0.1	ND
Vanadium	1.6	1.3
Zinc	<0.1	ND
Total	16.6	6.9
Area n		
Aluminum	0.1	<0.1
Antimony	14.5	ND
Arsenic	1.0	1.6
Barium	0.2	0.2
Beryllium	0.3	ND
Cadmium	2.9	ND
Chromium	0.8	ND

Table 6.3c Comparison of systemic toxicity results for the child resident derived using unfiltered and filtered samples drawn from the McNairy Formation¹ (continued)

Analyte	Result Using Unfiltered Samples	Result Using Filtered Sample
Cobalt	<0.1	ND
Fluoride	0.3	ND
Iron	2.0	1.3
Manganese	0.6	0.5
Mercury	<0.1	ND
Molybdenum	0.5	0.4
Nickel	0.1	ND
Nitrate as Nitrogen	<0.1	ND
Silica	NV	ND
Sulfate	NV	ND
Tetraoxo-sulfate (1-)	NV	ND
Thallium	NV	ND
Uranium	<0.1	ND
Vanadium	1.3	1.1
Zinc	<0.1	<0.1
Total	24.6	5.1

Note:

ND indicates that the analyte was either not detected in the sample type or was not a COPC

NV indicates that a hazard quotient could not be derived because some data were missing.

¹ Results are for direct routes of exposure only. Totals do not include contribution from lead as a COPC.

² Area k includes water drawn from Eocene Sands, Terrace Gravels, and Porters Creek Clay. See Table 6.6a for the results for this area.

Table 6.5d Comparison of excess lifetime cancer risk results for the resident derived using unfiltered and filtered samples drawn from the UCRS¹

Analyte	Result Using Unfiltered Samples	Result Using Filtered Sample
Area a		
Arsenic	7.9×10^{-5}	8.6×10^{-5}
Beryllium	5.3×10^{-5}	ND
Total	1.3×10^{-4}	8.6×10^{-5}
Area b		
Arsenic	5.2×10^{-4}	4.3×10^{-4}
Beryllium	3.8×10^{-5}	ND
Total	5.6×10^{-4}	4.3×10^{-4}
Area c		
Arsenic	ND	ND
Beryllium	ND	ND
Total	$<1 \times 10^{-6}$	$<1 \times 10^{-6}$
Area d		
Arsenic	1.1×10^{-4}	8.0×10^{-5}
Beryllium	1.6×10^{-4}	ND
Total	2.7×10^{-4}	8.0×10^{-5}
Area e		
Arsenic	9.3×10^{-5}	ND
Beryllium	ND	ND
Total	9.3×10^{-5}	$< 1 \times 10^{-6}$
Area f		
Arsenic	ND	ND
Beryllium	ND	ND
Total	$< 1 \times 10^{-6}$	$< 1 \times 10^{-6}$
Area g		
Arsenic	ND	ND
Beryllium	ND	ND
Total	$< 1 \times 10^{-6}$	$< 1 \times 10^{-6}$
Area h		
Arsenic	ND	ND
Beryllium	ND	ND
Total	$< 1 \times 10^{-6}$	$< 1 \times 10^{-6}$
Area i		
Arsenic	1.9×10^{-4}	2.3×10^{-4}
Beryllium	ND	ND
Total	1.9×10^{-4}	2.3×10^{-4}
Area j		
Arsenic		
Beryllium		
Total	No Result	No Result
Area k²		
Arsenic	7.7×10^{-5}	1.1×10^{-4}
Beryllium	5.7×10^{-4}	1.3×10^{-3}
Total	6.5×10^{-4}	1.4×10^{-3}
Area l		
Arsenic	4.1×10^{-4}	3.6×10^{-4}
Beryllium	1.6×10^{-4}	ND
Total	5.7×10^{-4}	3.6×10^{-4}
Area m		
Arsenic	1.1×10^{-4}	8.4×10^{-5}
Beryllium	ND	ND
Total	1.1×10^{-4}	8.4×10^{-5}

Table 6.3d Comparison of excess lifetime cancer risk results for the resident derived using unfiltered and filtered samples drawn from the UCRS¹ (continued)

Analyte	Result Using Unfiltered Samples	Result Using Filtered Sample
Area n		
Arsenic	3.5×10^{-4}	3.2×10^{-4}
Beryllium	1.6×10^{-4}	ND
Total	5.1×10^{-4}	3.2×10^{-4}

Note:

ND indicates that the analyte was either not detected in the sample type or was not a COPC

NV indicates that a hazard quotient could not be derived because some data were missing.

¹ Results are for direct routes of exposure only.

² Area k includes water drawn from Eocene Sands, Terrace Gravels, and Porters Creek Clay.

Table 6.5e Comparison of excess lifetime cancer risk results for the resident derived using unfiltered and filtered samples drawn from the RGA¹

Analyte	Result Using Unfiltered Samples	Result Using Filtered Sample
Area a		
Arsenic	1×10^{-4}	ND
Beryllium	ND	ND
Total	1×10^{-4}	$< 1 \times 10^{-6}$
Area b		
Arsenic	9.6×10^{-5}	9.2×10^{-5}
Beryllium	6.1×10^{-4}	4.8×10^{-4}
Total	7.1×10^{-4}	5.7×10^{-4}
Area c		
Arsenic	ND	ND
Beryllium	ND	ND
Total	$< 1 \times 10^{-6}$	$< 1 \times 10^{-6}$
Area d		
Arsenic	1.1×10^{-4}	7.4×10^{-5}
Beryllium	ND	5.4×10^{-4}
Total	1.1×10^{-4}	6.1×10^{-4}
Area e		
Arsenic	7.2×10^{-5}	4.3×10^{-4}
Beryllium	5.7×10^{-4}	ND
Total	6.4×10^{-4}	4.3×10^{-4}
Area f		
Arsenic	7.4×10^{-5}	ND
Beryllium	ND	ND
Total	7.4×10^{-5}	$< 1 \times 10^{-6}$
Area g		
Arsenic	7.2×10^{-5}	ND
Beryllium	ND	ND
Total	7.2×10^{-5}	$< 1 \times 10^{-6}$
Area h		
Arsenic	8.0×10^{-5}	ND
Beryllium	ND	ND
Total	8.0×10^{-5}	$< 1 \times 10^{-6}$
Area i		
Arsenic	7.7×10^{-5}	7.4×10^{-5}
Beryllium	7.6×10^{-4}	3.3×10^{-4}
Total	8.4×10^{-4}	4.0×10^{-4}
Area j		
Arsenic	1.2×10^{-4}	ND
Beryllium	ND	ND
Total	1.2×10^{-4}	$< 1 \times 10^{-6}$
Area k²		
See Table 6.6d		
Area l		
Arsenic	9.3×10^{-5}	8.8×10^{-5}
Beryllium	5.7×10^{-4}	4.7×10^{-4}
Total	6.6×10^{-4}	5.6×10^{-4}
Area m		
Arsenic	7.5×10^{-5}	7.4×10^{-5}
Beryllium	6.8×10^{-4}	3.7×10^{-4}
Total	7.6×10^{-4}	4.4×10^{-4}

Table 6.3e Comparison of excess lifetime cancer risk results for the resident derived using unfiltered and filtered samples drawn from the RGA¹ (continued)

Analyte	Result Using Unfiltered Samples	Result Using Filtered Sample
Area n		
Arsenic	8.2×10^{-5}	8.0×10^{-5}
Beryllium	6.4×10^{-4}	4.0×10^{-4}
Total	7.2×10^{-4}	4.8×10^{-4}

Note:

ND indicates that the analyte was either not detected in the sample type or was not a COPC

NV indicates that a hazard quotient could not be derived because some data were missing.

¹ Results are for direct routes of exposure only.

² Area k includes water drawn from Eocene Sands, Terrace Gravels, and Porters Creek Clay.

Table 6.5f Comparison of excess lifetime cancer risk results for the resident derived using unfiltered and filtered samples drawn from the McNairy Formation¹

Analyte	Result Using Unfiltered Samples	Result Using Filtered Sample
Area a		
Arsenic		
Beryllium		
Total	No Result	No Result
Area b		
Arsenic	ND	ND
Beryllium	ND	ND
Total	< 1 × 10⁻⁶	< 1 × 10⁻⁶
Area c		
Arsenic		
Beryllium		
Total	No Result	No Result
Area d		
Arsenic	ND	ND
Beryllium	ND	ND
Total	< 1 × 10⁻⁶	< 1 × 10⁻⁶
Area e		
Arsenic	4.1 × 10 ⁻⁴	ND
Beryllium	9.7 × 10 ⁻⁴	ND
Total	1.4 × 10⁻³	< 1 × 10⁻⁶
Area f		
Arsenic	ND	ND
Beryllium	ND	ND
Total	< 1 × 10⁻⁶	< 1 × 10⁻⁶
Area g		
Arsenic	7.1 × 10 ⁻⁵	ND
Beryllium	ND	ND
Total	7.1 × 10⁻⁵	< 1 × 10⁻⁶
Area h		
Arsenic	ND	
Beryllium	ND	
Total	< 1 × 10⁻⁶	No Result
Area i		
Arsenic	ND	ND
Beryllium	ND	ND
Total	< 1 × 10⁻⁶	< 1 × 10⁻⁶
Area j		
Arsenic	2.4 × 10 ⁻³	2.2 × 10 ⁻³
Beryllium	ND	ND
Total	2.4 × 10⁻³	2.2 × 10⁻³
Area k²		
See Table 6.6d		
Area l		
Arsenic	ND	ND
Beryllium	ND	ND
Total	< 1 × 10⁻⁶	< 1 × 10⁻⁶
Area m		
Arsenic	1.6 × 10 ⁻⁴	2.5 × 10 ⁻⁴
Beryllium	6.5 × 10 ⁻⁴	ND
Total	8.1 × 10⁻⁴	2.5 × 10⁻⁴

Table 6.3f Comparison of excess lifetime cancer risk results for the resident derived using unfiltered and filtered samples drawn from the McNairy Formation¹ (continued)

Analyte	Result Using Unfiltered Samples	Result Using Filtered Sample
Area n		
Arsenic	1.3×10^{-4}	2.0×10^{-4}
Beryllium	6.6×10^{-4}	ND
Total	7.9×10^{-4}	2.0×10^{-4}

Note:

ND indicates that the analyte was either not detected in the sample type or was not a COPC

NV indicates that a hazard quotient could not be derived because some data were missing.

¹ Results are for direct routes of exposure only.

² Area k includes water drawn from Eocene Sands, Terrace Gravels, and Porters Creek Clay.

Table 7.1 Uncertainty summary for systemic toxicity

Area Code and Area	Media ¹	Cumulative Hazard Index (HI) ²					
		A	B	C	D	E	F
Scenario = Future worker							
Area a; Inside TCE Contaminated Area at C-400 Building - Inside Industrialized Area	RGA	1,500	1,500	3.6	3.6	3.6	3.6
	UCRS	7,200	260	1.4	1.4	1.4	1.4
Area b; Inside the Northwest TCE Plume - Inside Industrialized Area (I.e., West Main Plant)	McNairy	5.0	5.0	3.1	3.1	3.1	3.1
	RGA	4,200	11.0	2.5	2.5	2.5	2.3
	UCRS	270	93.0	2.6	2.6	2.6	2.6
Area c; Inside the Northeast TCE Plume - Inside Industrialized Area (I.e., East Main Plant)	RGA	2.6	2.6	1.0	1.0	1.0	1.0
	UCRS	0.2	0.2	0.1	0.1	0.1	0.1
Area d; Outside the TCE Plumes - South of C-400 in Industrialized Area	McNairy	<0.1	<0.1	<0.1	<0.1	<0.1	<0.1
	Other	<0.1	<0.1	<0.1	NV	NV	NV
	RGA	6,700	3.6	0.8	0.8	0.8	0.8
	UCRS	3,500	27.0	8.3	8.3	8.3	8.2
Area e; Inside the Northwest TCE Plume - Outside Industrialized Area	McNairy	3.2	3.2	2.7	2.7	2.7	1.8
	RGA	5.4	5.4	0.9	0.9	0.9	0.9
	UCRS	1.6	1.6	1.4	1.4	1.4	0.5
Area f; Inside the Northeast TCE Plume - Outside Industrialized Area	McNairy	<0.1	<0.1	<0.1	<0.1	<0.1	<0.1
	RGA	3.9	3.9	1.4	1.4	1.4	1.4
	UCRS	0.3	0.3	0.1	0.1	0.1	0.1
Area g; Outside the TCE Plumes - West of Industrialized Area (I.e., West of Plume)	McNairy	0.1	0.1	<0.1	<0.1	<0.1	<0.1
	RGA	6,700	0.9	0.8	0.8	0.8	NV
	UCRS	0.7	0.7	0.7	0.7	0.7	0.7
Area h; Outside the TCE Plumes - East of Industrialized Area (I.e., East of Plume)	McNairy	<0.1	<0.1	<0.1	<0.1	<0.1	<0.1
	Other	1.9	1.9	1.9	1.9	1.9	1.9
	RGA	1.1	1.1	0.8	0.8	0.8	NV
	UCRS	0.3	0.3	0.3	0.3	0.3	0.3
Area i; Outside the TCE Plumes - North of Industrialized Area (I.e., Between the Plumes)	McNairy	0.5	0.5	0.5	0.5	0.5	0.5
	RGA	4.9	4.9	4.7	4.7	4.7	4.2
	UCRS	5,800	2.4	2.1	2.1	2.1	2.1
Area j; TVA	McNairy	4.2	4.2	4.1	4.1	4.1	4.1
	RGA	1.3	1.3	1.1	1.1	1.1	1.1
Area k; South of Terrace (I.e., Not in Scope of Project)	Other	15,000	11.0	5.7	5.7	5.7	5.4
Area l; Mega-area L	McNairy	4.1	4.1	2.7	2.7	2.7	2.7
	Other	<0.1	<0.1	<0.1	NV	NV	NV
	RGA	5,000	55.0	7.3	7.3	7.3	7.3
	UCRS	4,800	120	7.8	7.8	7.8	7.6
Area m; Mega-area M	McNairy	2.6	2.6	1.6	1.6	1.6	1.5
	Other	12,000	5.1	3.3	3.3	3.3	3.1
	RGA	5,100	6.5	4.5	4.5	4.5	4.0
	UCRS	5,200	3.4	3.1	3.1	3.1	3.1
Area n; Mega-area N	McNairy	4.5	4.5	3.7	3.7	3.7	3.6
	Other	12,000	5.1	3.3	3.3	3.3	3.1
	RGA	5,000	33.0	9.0	9.0	9.0	8.5
	UCRS	4,900	89.0	7.4	7.4	7.4	7.3
Scenario = Recreator (Child values reported)							
Area a; Inside TCE Contaminated Area at C-400 Building - Inside Industrialized Area	RGA	3,500	3,500	NV	8.0	8.0	8.0
	UCRS	3,300	620	NV	2.4	2.4	2.4

Area Code and Area	Media ¹	Cumulative Hazard Index (HI) ²					
		A	B	C	D	E	F
Area b; Inside the Northwest TCE Plume - Inside Industrialized Area (I.e., West Main Plant)	McNairy	11.0	11.0	NV	5.9	5.9	5.9
	RGA	1,600	26.0	NV	7.2	7.2	6.8
	UCRS	290	220	NV	2.3	2.3	2.3
Area c; Inside the Northeast TCE Plume - Inside Industrialized Area (I.e., East Main Plant)	RGA	4.9	4.9	NV	1.6	1.6	1.6
	UCRS	0.3	0.3	NV	0.3	0.3	0.3
Area d; Outside the TCE Plumes - South of C-400 in Industrialized Area	McNairy	<0.1	<0.1	NV	<0.1	<0.1	<0.1
	Other	<0.1	<0.1	NV	NV	NV	NV
	RGA	2,600	7.6	NV	1.1	1.1	1.1
	UCRS	1,400	50.0	NV	11.0	11.0	11.0
Area e; Inside the Northwest TCE Plume - Outside Industrialized Area	McNairy	6.2	6.2	NV	5.9	5.9	3.2
	RGA	13.0	13.0	NV	2.1	2.1	2.1
	UCRS	3.4	3.4	NV	3.3	3.3	0.5
Area f; Inside the Northeast TCE Plume - Outside Industrialized Area	McNairy	<0.1	<0.1	NV	<0.1	<0.1	<0.1
	RGA	9.4	9.4	NV	3.6	3.6	3.6
	UCRS	0.4	0.4	NV	0.3	0.3	0.3
Area g; Outside the TCE Plumes - West of Industrialized Area (I.e., West of Plume)	McNairy	<0.1	<0.1	NV	<0.1	<0.1	<0.1
	RGA	2,600	1.7	NV	1.7	1.7	NV
	UCRS	1.4	1.4	NV	1.4	1.4	1.4
Area h; Outside the TCE Plumes - East of Industrialized Area (I.e., East of Plume)	McNairy	<0.1	<0.1	NV	<0.1	<0.1	<0.1
	Other	3.4	3.4	NV	3.4	3.4	3.4
	RGA	1.6	1.6	NV	1.5	1.5	NV
	UCRS	0.3	0.3	NV	0.3	0.3	0.3
Area i; Outside the TCE Plumes - North of Industrialized Area (I.e., Between the Plumes)	McNairy	1.3	1.3	NV	1.3	1.3	1.3
	RGA	11.0	11.0	NV	11.0	11.0	7.6
	UCRS	2,200	4.0	NV	3.9	3.9	3.9
Area j; TVA	McNairy	1.5	1.5	NV	1.5	1.5	1.5
	RGA	1.3	1.3	NV	1.3	1.3	1.3
Area k; South of Terrace (I.e., Not in Scope of Project)	Other	6,000	11.0	NV	8.5	8.5	8.5
Area l; Mega-area L	McNairy	8.5	8.5	NV	5.1	5.1	5.1
	Other	<0.1	<0.1	NV	NV	NV	NV
	RGA	2,000	120	NV	12.0	12.0	12.0
	UCRS	2,100	260	NV	6.3	6.3	6.2
Area m; Mega-area M	McNairy	3.9	3.9	NV	3.4	3.4	3.1
	Other	4,800	6.2	NV	5.4	5.4	5.4
	RGA	2,000	15.0	NV	11.0	11.0	7.3
	UCRS	2,000	5.9	NV	5.8	5.8	5.6
Area n; Mega-area N	McNairy	8.8	8.8	NV	7.4	7.4	7.1
	Other	4,800	6.2	NV	5.4	5.4	5.4
	RGA	2,000	70.0	NV	19.0	19.0	16.0
	UCRS	2,100	200	NV	7.0	7.0	6.9
Scenario = Resident (Child values reported)							
Area a; Inside TCE Contaminated Area at C-400 Building - Inside Industrialized Area	RGA	39,000	39,000	NV	22.0	22.0	22.0
	UCRS	53,000	7,000	NV	8.9	8.9	8.9
Area b; Inside the Northwest TCE Plume - Inside Industrialized Area (I.e., West Main Plant)	McNairy	70.0	70.0	NV	19.0	19.0	19.0
	RGA	28,000	260	NV	14.0	14.0	13.0
	UCRS	3,700	2,500	NV	17.0	17.0	17.0
Area c; Inside the Northeast TCE Plume - Inside Industrialized Area (I.e., East Main Plant)	RGA	44.0	44.0	NV	6.1	6.1	6.1
	UCRS	2.3	2.3	NV	0.7	0.7	0.7

Area Code and Area	Media ¹	Cumulative Hazard Index (HI) ²					
		A	B	C	D	E	F
Area d; Outside the TCE Plumes - South of C-400 in Industrialized Area	McNairy	1.7	1.7	NV	<0.1	<0.1	<0.1
	Other	<0.1	<0.1	NV	NV	NV	NV
	RGA	45,000	79.0	NV	5.0	5.0	4.9
	UCRS	24,000	500	NV	56.0	56.0	52.0
Area e; Inside the Northwest TCE Plume - Outside Industrialized Area	McNairy	20.0	20.0	NV	16.0	16.0	11.0
	RGA	120	120	NV	5.8	5.8	5.5
	UCRS	9.9	9.9	NV	8.5	8.5	3.5
Area f; Inside the Northeast TCE Plume - Outside Industrialized Area	McNairy	0.2	0.2	NV	0.2	0.2	0.2
	RGA	74.0	74.0	NV	8.4	8.4	8.3
	UCRS	2.2	2.2	NV	0.7	0.7	0.7
Area g; Outside the TCE Plumes - West of Industrialized Area (I.e., West of Plume)	McNairy	0.8	0.8	NV	0.6	0.6	0.6
	RGA	45,000	5.7	NV	4.8	4.8	NV
	UCRS	4.3	4.3	NV	4.2	4.2	4.2
Area h; Outside the TCE Plumes - East of Industrialized Area (I.e., East of Plume)	McNairy	0.4	0.4	NV	0.4	0.4	0.4
	Other	12.0	12.0	NV	11.0	11.0	11.0
	RGA	7.2	7.2	NV	5.2	5.2	NV
	UCRS	2.2	2.2	NV	1.7	1.7	1.7
Area i; Outside the TCE Plumes - North of Industrialized Area (I.e., Between the Plumes)	McNairy	3.1	3.1	NV	3.1	3.1	3.1
	RGA	37.0	37.0	NV	35.0	35.0	33.0
	UCRS	38,000	16.0	NV	13.0	13.0	13.0
Area j; TVA	McNairy	28.0	28.0	NV	28.0	28.0	28.0
	RGA	8.4	8.4	NV	7.1	7.1	7.1
Area k; South of Terrace (I.e., Not in Scope of Project)	Other	100,000	91.0	NV	42.0	42.0	34.0
Area l; Mega-area L	McNairy	54.0	54.0	NV	17.0	17.0	17.0
	Other	<0.1	<0.1	NV	NV	NV	NV
	RGA	35,000	1,500	NV	46.0	46.0	46.0
	UCRS	35,000	3,100	NV	58.0	58.0	50.0
Area m; Mega-area M	McNairy	17.0	17.0	NV	9.7	9.7	9.1
	Other	82,000	49.0	NV	27.0	27.0	19.0
	RGA	34,000	87.0	NV	34.0	34.0	32.0
	UCRS	34,000	22.0	NV	19.0	19.0	19.0
Area n; Mega-area N	McNairy	39.0	39.0	NV	22.0	22.0	22.0
	Other	82,000	49.0	NV	27.0	27.0	19.0
	RGA	34,000	810	NV	62.0	62.0	59.0
	UCRS	35,000	2,400	NV	55.0	55.0	48.0

Notes:

NV = no value reported.

- ¹ McNairy = Water drawn from McNairy Formation.
RGA = Water drawn from Regional Gravel Aquifer.
UCRS = Water drawn from Upper Continental Recharge System.
Other = Water drawn from other water bearing hydrogeological unit.

- ² A = Cumulative HI following baseline procedures.
B = Cumulative HI without lead as a COPC.
C = Cumulative HI without contribution from COPCs with withdrawn or provisional reference doses.
D = Cumulative HI without contribution from COPCs with withdrawn or provisional reference doses (including lead) and from COPCs that are common laboratory contaminants.
E = Cumulative HI without contribution from COPCs with withdrawn or provisional reference doses (including lead), from COPCs that are common laboratory contaminants, and from infrequently detected COPCs.

F = Cumulative HI without contribution from COPCs with withdrawn or provisional reference doses (including lead), from COPCs that are common laboratory contaminants, from infrequently detected COPCs, and from analytes that were infrequently analyzed for.

Table 7.2 Uncertainty summary for excess lifetime cancer risk

Area Code and Area	Media ¹	Cumulative Excess Lifetime Cancer Risk (ELCR) ²				
		A	B	C	D	E
Scenario = Future Worker						
Area a; Inside TCE Contaminated Area at C-400 Building – Inside Industrialized Area	RGA	$>1.0 \times 10^{-2}$	2.3×10^{-4}	2.3×10^{-4}	2.3×10^{-4}	2.2×10^{-4}
	UCRS	5.5×10^{-3}	1.6×10^{-4}	1.6×10^{-4}	1.6×10^{-4}	2.5×10^{-5}
Area b; Inside the Northwest TCE Plume - Inside Industrialized Area (I.e., West Main Plant)	McNairy	4.0×10^{-5}	1.1×10^{-6}	1.1×10^{-6}	1.1×10^{-6}	1.1×10^{-6}
	RGA	9.0×10^{-3}	8.6×10^{-3}	8.6×10^{-3}	8.6×10^{-3}	8.5×10^{-3}
	UCRS	3.0×10^{-3}	1.1×10^{-3}	1.1×10^{-3}	1.1×10^{-3}	1.1×10^{-3}
Area c; Inside the Northeast TCE Plume - Inside Industrialized Area (I.e., East Main Plant)	RGA	5.0×10^{-4}	4.7×10^{-4}	4.7×10^{-4}	4.7×10^{-4}	4.7×10^{-4}
	UCRS	3.0×10^{-6}	2.8×10^{-6}	2.8×10^{-6}	2.8×10^{-6}	2.8×10^{-6}
Area d; Outside the TCE Plumes - South of C-400 in Industrialized Area	McNairy	$<1.0 \times 10^{-6}$	NV	NV	NV	NV
	Other	$<1.0 \times 10^{-6}$	$<1.0 \times 10^{-6}$	NV	NV	NV
	RGA	3.1×10^{-4}	2.5×10^{-4}	2.5×10^{-4}	2.5×10^{-4}	2.4×10^{-4}
	UCRS	6.0×10^{-4}	2.4×10^{-4}	2.4×10^{-4}	2.4×10^{-4}	8.9×10^{-5}
Area e; Inside the Northwest TCE Plume - Outside Industrialized Area	McNairy	3.7×10^{-4}	1.6×10^{-4}	1.6×10^{-4}	1.6×10^{-4}	1.6×10^{-4}
	RGA	3.5×10^{-4}	1.4×10^{-4}	1.4×10^{-4}	1.4×10^{-4}	1.4×10^{-4}
	UCRS	6.6×10^{-5}	6.6×10^{-5}	6.6×10^{-5}	6.6×10^{-5}	6.6×10^{-5}
Area f; Inside the Northeast TCE Plume - Outside Industrialized Area	McNairy	NV	NV	NV	NV	NV
	RGA	2.5×10^{-4}	2.0×10^{-4}	2.0×10^{-4}	2.0×10^{-4}	3.9×10^{-5}
	UCRS	1.4×10^{-4}	1.4×10^{-4}	1.4×10^{-4}	1.4×10^{-4}	1.4×10^{-4}
Area g; Outside the TCE Plumes - West of Industrialized Area (I.e., West of Plume)	McNairy	1.6×10^{-5}	1.6×10^{-5}	1.6×10^{-5}	1.6×10^{-5}	1.6×10^{-5}
	RGA	2.0×10^{-4}	2.0×10^{-4}	2.0×10^{-4}	2.0×10^{-4}	1.9×10^{-4}
	UCRS	1.8×10^{-4}	1.8×10^{-4}	1.8×10^{-4}	1.8×10^{-4}	1.8×10^{-4}
Area h; Outside the TCE Plumes - East of Industrialized Area (I.e., East of Plume)	McNairy	7.9×10^{-5}	7.9×10^{-5}	7.9×10^{-5}	7.9×10^{-5}	7.9×10^{-5}
	Other	2.5×10^{-4}	2.5×10^{-4}	2.5×10^{-4}	2.5×10^{-4}	2.5×10^{-4}
	RGA	1.1×10^{-4}	1.1×10^{-4}	1.1×10^{-4}	1.1×10^{-4}	9.9×10^{-5}
	UCRS	7.9×10^{-5}	7.9×10^{-5}	7.9×10^{-5}	7.9×10^{-5}	NV
Area i; Outside the TCE Plumes - North of Industrialized Area (I.e., Between the Plumes)	McNairy	NV	NV	NV	NV	NV
	RGA	3.8×10^{-4}	2.2×10^{-4}	2.2×10^{-4}	2.2×10^{-4}	4.7×10^{-5}
	UCRS	1.8×10^{-4}	1.8×10^{-4}	1.8×10^{-4}	1.8×10^{-4}	3.7×10^{-5}
Area j; TVA	McNairy	4.5×10^{-4}	4.5×10^{-4}	4.5×10^{-4}	4.5×10^{-4}	4.5×10^{-4}
	RGA	2.3×10^{-5}	2.3×10^{-5}	2.3×10^{-5}	2.3×10^{-5}	2.3×10^{-5}
Area k; South of Terrace (I.e., Not in Scope of Project)	Other	6.4×10^{-4}	5.1×10^{-4}	5.1×10^{-4}	5.1×10^{-4}	5.1×10^{-4}
Area l; Mega-area L	McNairy	3.0×10^{-5}	$<1.0 \times 10^{-6}$	$<1.0 \times 10^{-6}$	$<1.0 \times 10^{-6}$	$<1.0 \times 10^{-6}$
	Other	$<1.0 \times 10^{-6}$	$<1.0 \times 10^{-6}$	NV	NV	NV
	RGA	$>1.0 \times 10^{-2}$	$>1.0 \times 10^{-2}$	$>1.0 \times 10^{-2}$	$>1.0 \times 10^{-2}$	$>1.0 \times 10^{-2}$
	UCRS	$>1.0 \times 10^{-2}$	$>1.0 \times 10^{-2}$	$>1.0 \times 10^{-2}$	$>1.0 \times 10^{-2}$	$>1.0 \times 10^{-2}$
Area m; Mega-area M	McNairy	2.4×10^{-4}	1.0×10^{-4}	1.0×10^{-4}	1.0×10^{-4}	1.0×10^{-4}
	Other	5.6×10^{-4}	5.0×10^{-4}	5.0×10^{-4}	5.0×10^{-4}	5.1×10^{-4}
	RGA	4.6×10^{-4}	2.7×10^{-4}	2.7×10^{-4}	2.7×10^{-4}	2.7×10^{-4}
	UCRS	1.3×10^{-4}	1.3×10^{-4}	1.3×10^{-4}	1.3×10^{-4}	1.2×10^{-4}
Area n; Mega-area N	McNairy	2.3×10^{-4}	8.2×10^{-5}	8.2×10^{-5}	8.2×10^{-5}	8.2×10^{-5}
	Other	5.6×10^{-4}	5.0×10^{-4}	5.0×10^{-4}	5.0×10^{-4}	5.0×10^{-4}
	RGA	$>1.0 \times 10^{-2}$	$>1.0 \times 10^{-2}$	$>1.0 \times 10^{-2}$	$>1.0 \times 10^{-2}$	$>1.0 \times 10^{-2}$
	UCRS	$>1.0 \times 10^{-2}$	$>1.0 \times 10^{-2}$	$>1.0 \times 10^{-2}$	$>1.0 \times 10^{-2}$	$>1.0 \times 10^{-2}$

Area Code and Area	Media ¹	Cumulative Excess Lifetime Cancer Risk (ELCR) ²				
		A	B	C	D	E
Scenario = Recreator (Lifetime values reported)						
Area a; Inside TCE Contaminated Area at C-400 Building - Inside Industrialized Area	RGA	$>1.0 \times 10^{-2}$	1.0×10^{-4}	1.0×10^{-4}	1.0×10^{-4}	1.0×10^{-4}
	UCRS	$>1.0 \times 10^{-2}$	4.3×10^{-6}	4.0×10^{-6}	4.0×10^{-6}	4.0×10^{-6}
Area b; Inside the Northwest TCE Plume - Inside Industrialized Area (I.e., West Main Plant)	McNairy	8.9×10^{-5}	$<1.0 \times 10^{-6}$	$<1.0 \times 10^{-6}$	$<1.0 \times 10^{-6}$	$<1.0 \times 10^{-6}$
	RGA	3.9×10^{-3}	2.5×10^{-3}	2.5×10^{-3}	2.5×10^{-3}	2.5×10^{-3}
	UCRS	4.4×10^{-3}	2.1×10^{-4}	2.1×10^{-4}	2.1×10^{-4}	2.1×10^{-4}
Area c; Inside the Northeast TCE Plume - Inside Industrialized Area (I.e., East Main Plant)	RGA	6.9×10^{-5}	7.6×10^{-6}	7.6×10^{-6}	7.6×10^{-6}	7.6×10^{-6}
	UCRS	$<1.0 \times 10^{-6}$	$<1.0 \times 10^{-6}$	$<1.0 \times 10^{-6}$	$<1.0 \times 10^{-6}$	$<1.0 \times 10^{-6}$
Area d; Outside the TCE Plumes - South of C-400 in Industrialized Area	McNairy	$<1.0 \times 10^{-6}$	NV	NV	NV	NV
	Other	$<1.0 \times 10^{-6}$	$<1.0 \times 10^{-6}$	NV	NV	NV
	RGA	1.4×10^{-4}	4.2×10^{-6}	3.5×10^{-6}	3.5×10^{-6}	3.2×10^{-6}
	UCRS	8.5×10^{-4}	1.6×10^{-5}	1.6×10^{-5}	1.6×10^{-5}	1.6×10^{-5}
Area e; Inside the Northwest TCE Plume - Outside Industrialized Area	McNairy	5.7×10^{-4}	1.2×10^{-5}	1.2×10^{-5}	1.2×10^{-5}	1.2×10^{-5}
	RGA	5.3×10^{-4}	2.2×10^{-6}	2.2×10^{-6}	2.2×10^{-6}	2.2×10^{-6}
	UCRS	2.8×10^{-6}	2.6×10^{-6}	2.6×10^{-6}	2.6×10^{-6}	2.6×10^{-6}
Area f; Inside the Northeast TCE Plume - Outside Industrialized Area	McNairy	NV	NV	NV	NV	NV
	RGA	1.2×10^{-4}	1.3×10^{-5}	7.0×10^{-6}	7.0×10^{-6}	7.0×10^{-6}
	UCRS	$<1.0 \times 10^{-6}$	$<1.0 \times 10^{-6}$	$<1.0 \times 10^{-6}$	$<1.0 \times 10^{-6}$	$<1.0 \times 10^{-6}$
Area g; Outside the TCE Plumes - West of Industrialized Area (I.e., West of Plume)	McNairy	2.1×10^{-6}	2.1×10^{-6}	2.1×10^{-6}	2.1×10^{-6}	2.1×10^{-6}
	RGA	2.2×10^{-6}	2.1×10^{-6}	2.1×10^{-6}	2.1×10^{-6}	$<1.0 \times 10^{-6}$
	UCRS	$<1.0 \times 10^{-6}$	$<1.0 \times 10^{-6}$	$<1.0 \times 10^{-6}$	$<1.0 \times 10^{-6}$	$<1.0 \times 10^{-6}$
Area h; Outside the TCE Plumes - East of Industrialized Area (I.e., East of Plume)	McNairy	$<1.0 \times 10^{-6}$	$<1.0 \times 10^{-6}$	$<1.0 \times 10^{-6}$	$<1.0 \times 10^{-6}$	$<1.0 \times 10^{-6}$
	Other	$<1.0 \times 10^{-6}$	$<1.0 \times 10^{-6}$	$<1.0 \times 10^{-6}$	$<1.0 \times 10^{-6}$	$<1.0 \times 10^{-6}$
	RGA	2.4×10^{-6}	2.2×10^{-6}	2.2×10^{-6}	2.2×10^{-6}	$<1.0 \times 10^{-6}$
	UCRS	NV	NV	NV	NV	NV
Area i; Outside the TCE Plumes - North of Industrialized Area (I.e., Between the Plumes)	McNairy	NV	NV	NV	NV	NV
	RGA	4.6×10^{-4}	2.1×10^{-5}	2.0×10^{-5}	2.0×10^{-5}	8.9×10^{-6}
	UCRS	6.5×10^{-6}	6.0×10^{-6}	6.0×10^{-6}	6.0×10^{-6}	5.9×10^{-6}
Area j; TVA	McNairy	6.8×10^{-5}	6.8×10^{-5}	6.8×10^{-5}	6.8×10^{-5}	6.8×10^{-5}
	RGA	3.4×10^{-6}	3.4×10^{-6}	3.4×10^{-6}	3.4×10^{-6}	3.4×10^{-6}
Area k; South of Terrace (I.e., Not in Scope of Project)	Other	3.8×10^{-4}	5.6×10^{-5}	5.6×10^{-5}	5.6×10^{-5}	5.6×10^{-5}
Area l; Mega-area L	McNairy	6.6×10^{-5}	$<1.0 \times 10^{-6}$	$<1.0 \times 10^{-6}$	$<1.0 \times 10^{-6}$	$<1.0 \times 10^{-6}$
	Other	$<1.0 \times 10^{-6}$	$<1.0 \times 10^{-6}$	NV	NV	NV
	RGA	$>1.0 \times 10^{-2}$	$>1.0 \times 10^{-2}$	$>1.0 \times 10^{-2}$	$>1.0 \times 10^{-2}$	$>1.0 \times 10^{-2}$
	UCRS	$>1.0 \times 10^{-2}$	$>1.0 \times 10^{-2}$	$>1.0 \times 10^{-2}$	$>1.0 \times 10^{-2}$	$>1.0 \times 10^{-2}$
Area m; Mega-area M	McNairy	3.7×10^{-4}	4.6×10^{-6}	4.6×10^{-6}	4.6×10^{-6}	4.6×10^{-6}
	Other	2.1×10^{-4}	5.6×10^{-5}	5.6×10^{-5}	5.6×10^{-5}	5.6×10^{-5}
	RGA	5.2×10^{-4}	3.8×10^{-5}	3.7×10^{-5}	3.7×10^{-5}	2.5×10^{-5}
	UCRS	5.2×10^{-6}	4.7×10^{-6}	4.6×10^{-6}	4.6×10^{-6}	4.6×10^{-6}
Area n; Mega-area N	McNairy	4.0×10^{-4}	3.8×10^{-6}	3.8×10^{-6}	3.8×10^{-6}	3.8×10^{-6}
	Other	2.1×10^{-4}	5.5×10^{-5}	5.5×10^{-5}	5.5×10^{-5}	5.6×10^{-5}
	RGA	6.1×10^{-3}	3.9×10^{-3}	3.9×10^{-3}	3.9×10^{-3}	4.0×10^{-3}
	UCRS	$>1.0 \times 10^{-2}$	$>1.0 \times 10^{-2}$	$>1.0 \times 10^{-2}$	$>1.0 \times 10^{-2}$	$>1.0 \times 10^{-2}$
Scenario = Resident (Lifetime values reported)						
Area a; Inside TCE Contaminated Area at C-400 Building - Inside Industrialized Area	RGA	$>1.0 \times 10^{-2}$	3.7×10^{-3}	3.7×10^{-3}	3.7×10^{-3}	3.7×10^{-3}
	UCRS	$>1.0 \times 10^{-2}$	6.8×10^{-4}	6.8×10^{-4}	6.8×10^{-4}	3.4×10^{-4}
Area b; Inside the Northwest TCE Plume - Inside Industrialized Area	McNairy	4.4×10^{-4}	4.6×10^{-6}	4.6×10^{-6}	4.6×10^{-6}	4.6×10^{-6}
	RGA	$>1.0 \times 10^{-2}$	$>1.0 \times 10^{-2}$	$>1.0 \times 10^{-2}$	$>1.0 \times 10^{-2}$	$>1.0 \times 10^{-2}$

Area Code and Area	Media ¹	Cumulative Excess Lifetime Cancer Risk (ELCR) ²				
		A	B	C	D	E
(I.e., West Main Plant)	UCRS	$>1.0 \times 10^{-2}$	7.1×10^{-3}	7.1×10^{-3}	7.1×10^{-3}	7.0×10^{-3}
Area c; Inside the Northeast TCE Plume - Inside Industrialized Area (I.e., East Main Plant)	RGA	2.4×10^{-3}	2.1×10^{-3}	2.1×10^{-3}	2.1×10^{-3}	2.1×10^{-3}
	UCRS	8.6×10^{-5}	8.4×10^{-5}	8.4×10^{-5}	8.4×10^{-5}	8.4×10^{-5}
Area d; Outside the TCE Plumes - South of C-400 in Industrialized Area	McNairy	1.2×10^{-6}	NV	NV	NV	NV
	Other	1.4×10^{-6}	1.4×10^{-6}	NV	NV	NV
	RGA	1.3×10^{-3}	7.1×10^{-4}	7.0×10^{-4}	7.0×10^{-4}	6.6×10^{-4}
	UCRS	6.0×10^{-3}	2.2×10^{-3}	2.2×10^{-3}	2.2×10^{-3}	1.8×10^{-3}
Area e; Inside the Northwest TCE Plume - Outside Industrialized Area	McNairy	1.6×10^{-3}	6.2×10^{-4}	6.2×10^{-4}	6.2×10^{-4}	6.2×10^{-4}
	RGA	2.0×10^{-3}	3.8×10^{-4}	3.8×10^{-4}	3.8×10^{-4}	3.8×10^{-4}
	UCRS	2.1×10^{-4}	2.1×10^{-4}	2.1×10^{-4}	2.1×10^{-4}	2.1×10^{-4}
Area f; Inside the Northeast TCE Plume - Outside Industrialized Area	McNairy	NV	NV	NV	NV	NV
	RGA	1.6×10^{-3}	1.1×10^{-3}	1.1×10^{-3}	1.1×10^{-3}	6.9×10^{-4}
	UCRS	3.5×10^{-4}	3.5×10^{-4}	3.5×10^{-4}	3.5×10^{-4}	3.5×10^{-4}
Area g; Outside the TCE Plumes - West of Industrialized Area (I.e., West of Plume)	McNairy	8.2×10^{-5}	8.2×10^{-5}	8.2×10^{-5}	8.2×10^{-5}	8.2×10^{-5}
	RGA	5.4×10^{-4}	5.4×10^{-4}	5.4×10^{-4}	5.4×10^{-4}	4.6×10^{-4}
	UCRS	4.6×10^{-4}	4.6×10^{-4}	4.6×10^{-4}	4.6×10^{-4}	4.6×10^{-4}
Area h; Outside the TCE Plumes - East of Industrialized Area (I.e., East of Plume)	McNairy	2.0×10^{-4}	2.0×10^{-4}	2.0×10^{-4}	2.0×10^{-4}	2.0×10^{-4}
	Other	6.3×10^{-4}	6.3×10^{-4}	6.3×10^{-4}	6.3×10^{-4}	6.3×10^{-4}
	RGA	3.3×10^{-4}	3.3×10^{-4}	3.3×10^{-4}	3.3×10^{-4}	2.5×10^{-4}
	UCRS	2.0×10^{-4}	2.0×10^{-4}	2.0×10^{-4}	2.0×10^{-4}	NV
Area i; Outside the TCE Plumes - North of Industrialized Area (I.e., Between the Plumes)	McNairy	NV	NV	NV	NV	NV
	RGA	1.7×10^{-3}	8.9×10^{-4}	8.9×10^{-4}	8.9×10^{-4}	4.5×10^{-4}
	UCRS	5.8×10^{-4}	5.7×10^{-4}	5.7×10^{-4}	5.7×10^{-4}	2.2×10^{-4}
Area j; TVA	McNairy	2.4×10^{-3}	2.4×10^{-3}	2.4×10^{-3}	2.4×10^{-3}	2.4×10^{-3}
	RGA	1.2×10^{-4}	1.2×10^{-4}	1.2×10^{-4}	1.2×10^{-4}	1.2×10^{-4}
Area k; South of Terrace (I.e., Not in Scope of Project)	Other	5.1×10^{-3}	4.5×10^{-3}	4.5×10^{-3}	4.5×10^{-3}	4.5×10^{-3}
Area l; Mega-area L	McNairy	3.3×10^{-4}	3.4×10^{-6}	3.4×10^{-6}	3.4×10^{-6}	3.4×10^{-6}
	Other	1.4×10^{-6}	1.4×10^{-6}	NV	NV	NV
	RGA	$>1.0 \times 10^{-2}$	$>1.0 \times 10^{-2}$	$>1.0 \times 10^{-2}$	$>1.0 \times 10^{-2}$	$>1.0 \times 10^{-2}$
	UCRS	$>1.0 \times 10^{-2}$	$>1.0 \times 10^{-2}$	$>1.0 \times 10^{-2}$	$>1.0 \times 10^{-2}$	$>1.0 \times 10^{-2}$
Area m; Mega-area M	McNairy	9.9×10^{-4}	3.4×10^{-4}	3.4×10^{-4}	3.4×10^{-4}	3.4×10^{-4}
	Other	4.7×10^{-3}	4.5×10^{-3}	4.5×10^{-3}	4.5×10^{-3}	4.5×10^{-3}
	RGA	4.1×10^{-3}	3.0×10^{-3}	2.9×10^{-3}	2.9×10^{-3}	2.9×10^{-3}
	UCRS	4.7×10^{-4}	4.6×10^{-4}	4.6×10^{-4}	4.6×10^{-4}	4.5×10^{-4}
Area n; Mega-area N	McNairy	1.1×10^{-3}	2.8×10^{-4}	2.8×10^{-4}	2.8×10^{-4}	2.8×10^{-4}
	Other	4.7×10^{-3}	4.4×10^{-3}	4.4×10^{-3}	4.4×10^{-3}	4.5×10^{-3}
	RGA	$>1.0 \times 10^{-2}$	$>1.0 \times 10^{-2}$	$>1.0 \times 10^{-2}$	$>1.0 \times 10^{-2}$	$>1.0 \times 10^{-2}$
	UCRS	$>1.0 \times 10^{-2}$	$>1.0 \times 10^{-2}$	$>1.0 \times 10^{-2}$	$>1.0 \times 10^{-2}$	$>1.0 \times 10^{-2}$

Notes:

NV = no value reported

- ¹ McNairy = Water drawn from McNairy Formation.
RGA = Water drawn from Regional Gravel Aquifer.
UCRS = Water drawn from Upper Continental Recharge System.
Other = Water drawn from other water bearing hydrogeological unit.

- ² A = Cumulative ELCR following baseline procedures.
B = Cumulative ELCR without contribution from COPCs with withdrawn or provisional slope factors.
C = Cumulative ELCR without contribution from COPCs with withdrawn or provisional slope factors and from COPCs that are common laboratory contaminants.

D = Cumulative ELCR without contribution from COPCs with withdrawn or provisional slope factors, from COPCs that are common laboratory contaminants, and from COPCs that were infrequently detected.
E = Cumulative ELCR without contribution from COPCs with withdrawn or provisional slope factors, from COPCs that are common laboratory contaminants, from COPCs that were infrequently detected, and from COPCs that were infrequently analyzed for.

Table 8.1 Remedial goal options for the future worker

----- AREA_CODE=a MEDIA=RGA Groundwater -----

Analyte	Representative concentration	Risk at medium	HIC	RGO at HI=0.1	RGO at HI=1	RGO at HI=3	RGO at ELCR=1E-06	RGO at ELCR=1E-05	RGO at ELCR=1E-04	Units
Arsenic	3.56E-03	1.88E-05					1.9E-04	1.9E-03	1.9E-02	mg/L
1,1-Dichloroethene	2.40E-02	1.07E-04					2.2E-04	2.2E-03	2.2E-02	mg/L
Carbon tetrachloride	1.40E-01	8.58E-05					1.6E-03	1.6E-02	1.6E-01	mg/L
Tetrachloroethene	2.30E-01	9.88E-05					2.3E-03	2.3E-02	2.3E-01	mg/L
Trichloroethene	4.60E+02	2.98E-02					1.5E-02	1.5E-01	1.5E+00	mg/L
Cesium-137	1.29E+01	2.55E-06					5.1E+00	5.1E+01	5.1E+02	pCi/L
Neptunium-237	6.14E+00	1.15E-05					5.3E-01	5.3E+00	5.3E+01	pCi/L
Technetium-99	7.92E+02	6.93E-06					1.1E+02	1.1E+03	1.1E+04	pCi/L

----- AREA_CODE=a MEDIA=UCRS Groundwater -----

Analyte	Representative concentration	Risk at medium	HIC	RGO at HI=0.1	RGO at HI=1	RGO at HI=3	RGO at ELCR=1E-06	RGO at ELCR=1E-05	RGO at ELCR=1E-04	Units
Arsenic	2.77E-03	1.46E-05					1.9E-04	1.9E-03	1.9E-02	mg/L
Beryllium	5.56E-04	1.14E-05					4.9E-05	4.9E-04	4.9E-03	mg/L
1,1-Dichloroethene	1.60E-03	7.13E-06					2.2E-04	2.2E-03	2.2E-02	mg/L
Chloroform	1.30E-02	2.33E-06					5.6E-03	5.6E-02	5.6E-01	mg/L
Trichloroethene	8.30E+01	5.37E-03					1.5E-02	1.5E-01	1.5E+00	mg/L
Neptunium-237	9.00E-01	1.69E-06					5.3E-01	5.3E+00	5.3E+01	pCi/L
Radon-222	4.61E+02	1.36E-04					3.4E+00	3.4E+01	3.4E+02	pCi/L

----- AREA_CODE=b MEDIA=McNairy Groundwater -----

Analyte	Representative concentration	Risk at medium	HIC	RGO at HI=0.1	RGO at HI=1	RGO at HI=3	RGO at ELCR=1E-06	RGO at ELCR=1E-05	RGO at ELCR=1E-04	Units
Trichloroethene	6.00E-01	3.89E-05					1.5E-02	1.5E-01	1.5E+00	mg/L
Technetium-99	1.26E+02	1.10E-06					1.1E+02	1.1E+03	1.1E+04	pCi/L

----- AREA_CODE=b MEDIA=RGA Groundwater -----

Analyte	Representative concentration	Risk at medium	HIC	RGO at HI=0.1	RGO at HI=1	RGO at HI=3	RGO at ELCR=1E-06	RGO at ELCR=1E-05	RGO at ELCR=1E-04	Units
Arsenic	3.34E-03	1.77E-05					1.9E-04	1.9E-03	1.9E-02	mg/L
Beryllium	6.43E-03	1.32E-04					4.9E-05	4.9E-04	4.9E-03	mg/L
1,1-Dichloroethene	1.30E-03	5.79E-06					2.2E-04	2.2E-03	2.2E-02	mg/L
Carbon tetrachloride	1.60E-02	9.78E-06					1.6E-03	1.6E-02	1.6E-01	mg/L

Table 8.1 Remedial goal options for the future worker (continued)

----- AREA_CODE=b MEDIA=RGA Groundwater -----
(continued)

Analyte	Representative concentration	Risk at medium	HIC	RGO at HI=0.1	RGO at HI=1	RGO at HI=3	RGO at ELCR=1E-06	RGO at ELCR=1E-05	RGO at ELCR=1E-04	Units
Chloroform	1.40E-02	2.51E-06					5.6E-03	5.6E-02	5.6E-01	mg/L
Tetrachloroethene	3.20E-01	1.37E-04					2.3E-03	2.3E-02	2.3E-01	mg/L
Trichloroethene	2.44E+00	1.58E-04					1.5E-02	1.5E-01	1.5E+00	mg/L
Vinyl chloride	1.13E+00	8.36E-03					1.4E-04	1.4E-03	1.4E-02	mg/L
Americium-241	6.80E-01	1.39E-06					4.9E-01	4.9E+00	4.9E+01	pCi/L
Radium-226	6.66E+01	1.23E-04					5.4E-01	5.4E+00	5.4E+01	pCi/L
Radon-222	2.42E+02	7.12E-05					3.4E+00	3.4E+01	3.4E+02	pCi/L
Technetium-99	4.14E+02	3.62E-06					1.1E+02	1.1E+03	1.1E+04	pCi/L
Uranium-238	3.46E+01	1.34E-05					2.6E+00	2.6E+01	2.6E+02	pCi/L

----- AREA_CODE=b MEDIA=UCRS Groundwater -----

Analyte	Representative concentration	Risk at medium	HIC	RGO at HI=0.1	RGO at HI=1	RGO at HI=3	RGO at ELCR=1E-06	RGO at ELCR=1E-05	RGO at ELCR=1E-04	Units
Arsenic	1.81E-02	9.59E-05					1.9E-04	1.9E-03	1.9E-02	mg/L
Beryllium	4.00E-04	8.19E-06					4.9E-05	4.9E-04	4.9E-03	mg/L
1,1-Dichloroethene	2.60E-03	1.16E-05					2.2E-04	2.2E-03	2.2E-02	mg/L
Benzene	7.80E-03	1.28E-06					6.1E-03	6.1E-02	6.1E-01	mg/L
Trichloroethene	2.85E+01	1.84E-03					1.5E-02	1.5E-01	1.5E+00	mg/L
Vinyl chloride	8.99E-02	6.64E-04					1.4E-04	1.4E-03	1.4E-02	mg/L
Radon-222	1.04E+03	3.07E-04					3.4E+00	3.4E+01	3.4E+02	pCi/L
Technetium-99	2.31E+02	2.02E-06					1.1E+02	1.1E+03	1.1E+04	pCi/L
Uranium-234	4.10E+00	1.14E-06					3.6E+00	3.6E+01	3.6E+02	pCi/L
Uranium-238	3.48E+01	1.35E-05					2.6E+00	2.6E+01	2.6E+02	pCi/L

----- AREA_CODE=c MEDIA=RGA Groundwater -----

Analyte	Representative concentration	Risk at medium	HIC	RGO at HI=0.1	RGO at HI=1	RGO at HI=3	RGO at ELCR=1E-06	RGO at ELCR=1E-05	RGO at ELCR=1E-04	Units
1,1-Dichloroethene	9.19E-03	4.09E-05					2.2E-04	2.2E-03	2.2E-02	mg/L
Trichloroethene	4.17E-01	2.70E-05					1.5E-02	1.5E-01	1.5E+00	mg/L
Radon-222	1.45E+03	4.27E-04					3.4E+00	3.4E+01	3.4E+02	pCi/L
Technetium-99	2.27E+02	1.98E-06					1.1E+02	1.1E+03	1.1E+04	pCi/L

Table 8.1 Remedial goal options for the future worker (continued)

----- AREA_CODE=c MEDIA=UCRS Groundwater -----										
Analyte	Representative concentration	Risk at medium	HIC	RGO at HI=0.1	RGO at HI=1	RGO at HI=3	RGO at ELCR=1E-06	RGO at ELCR=1E-05	RGO at ELCR=1E-04	Units
Chloroform	1.20E-02	2.15E-06					5.6E-03	5.6E-02	5.6E-01	mg/L
----- AREA_CODE=d MEDIA=RGa Groundwater -----										
Analyte	Representative concentration	Risk at medium	HIC	RGO at HI=0.1	RGO at HI=1	RGO at HI=3	RGO at ELCR=1E-06	RGO at ELCR=1E-05	RGO at ELCR=1E-04	Units
Arsenic	3.98E-03	2.11E-05					1.9E-04	1.9E-03	1.9E-02	mg/L
Methylene chloride	4.13E-02	1.23E-06					3.4E-02	3.4E-01	3.4E+00	mg/L
Tetrachloroethene	5.00E-03	2.15E-06					2.3E-03	2.3E-02	2.3E-01	mg/L
Trichloroethene	8.55E-01	5.54E-05					1.5E-02	1.5E-01	1.5E+00	mg/L
Americium-241	5.00E-01	1.03E-06					4.9E-01	4.9E+00	4.9E+01	pCi/L
Cesium-137	2.07E+01	4.08E-06					5.1E+00	5.1E+01	5.1E+02	pCi/L
Radium-226	8.00E-01	1.48E-06					5.4E-01	5.4E+00	5.4E+01	pCi/L
Radon-222	7.53E+02	2.22E-04					3.4E+00	3.4E+01	3.4E+02	pCi/L
----- AREA_CODE=d MEDIA=UCRS Groundwater -----										
Analyte	Representative concentration	Risk at medium	HIC	RGO at HI=0.1	RGO at HI=1	RGO at HI=3	RGO at ELCR=1E-06	RGO at ELCR=1E-05	RGO at ELCR=1E-04	Units
Arsenic	3.68E-03	1.95E-05					1.9E-04	1.9E-03	1.9E-02	mg/L
Beryllium	1.70E-03	3.48E-05					4.9E-05	4.9E-04	4.9E-03	mg/L
1,1-Dichloroethene	1.50E-02	6.70E-05					2.2E-04	2.2E-03	2.2E-02	mg/L
Trichloroethene	4.99E+00	3.23E-04					1.5E-02	1.5E-01	1.5E+00	mg/L
Neptunium-237	2.37E+00	4.44E-06					5.3E-01	5.3E+00	5.3E+01	pCi/L
Radon-222	4.53E+02	1.34E-04					3.4E+00	3.4E+01	3.4E+02	pCi/L
Technetium-99	1.19E+02	1.04E-06					1.1E+02	1.1E+03	1.1E+04	pCi/L
Uranium-234	1.20E+01	3.33E-06					3.6E+00	3.6E+01	3.6E+02	pCi/L
Uranium-238	2.67E+01	1.04E-05					2.6E+00	2.6E+01	2.6E+02	pCi/L
----- AREA_CODE=e MEDIA=McNairy Groundwater -----										
Analyte	Representative concentration	Risk at medium	HIC	RGO at HI=0.1	RGO at HI=1	RGO at HI=3	RGO at ELCR=1E-06	RGO at ELCR=1E-05	RGO at ELCR=1E-04	Units
Arsenic	1.45E-02	7.66E-05					1.9E-04	1.9E-03	1.9E-02	mg/L
Beryllium	1.02E-02	2.09E-04					4.9E-05	4.9E-04	4.9E-03	mg/L
Radon-222	2.77E+02	8.17E-05					3.4E+00	3.4E+01	3.4E+02	pCi/L

Table 8.1 Remedial goal options for the future worker (continued)

----- AREA_CODE=e MEDIA=RGA Groundwater -----

Analyte	Representative concentration	Risk at medium	HIC	RGO at HI=0.1	RGO at HI=1	RGO at HI=3	RGO at ELCR=1E-06	RGO at ELCR=1E-05	RGO at ELCR=1E-04	Units
Arsenic	2.52E-03	1.33E-05					1.9E-04	1.9E-03	1.9E-02	mg/L
Beryllium	5.98E-03	1.22E-04					4.9E-05	4.9E-04	4.9E-03	mg/L
Trichloroethene	1.39E+00	9.03E-05					1.5E-02	1.5E-01	1.5E+00	mg/L
Radon-222	4.01E+02	1.18E-04					3.4E+00	3.4E+01	3.4E+02	pCi/L
Technetium-99	4.60E+02	4.03E-06					1.1E+02	1.1E+03	1.1E+04	pCi/L

----- AREA_CODE=e MEDIA=UCRS Groundwater -----

Analyte	Representative concentration	Risk at medium	HIC	RGO at HI=0.1	RGO at HI=1	RGO at HI=3	RGO at ELCR=1E-06	RGO at ELCR=1E-05	RGO at ELCR=1E-04	Units
Arsenic	3.25E-03	1.72E-05					1.9E-04	1.9E-03	1.9E-02	mg/L
Radon-222	1.65E+02	4.86E-05					3.4E+00	3.4E+01	3.4E+02	pCi/L

----- AREA_CODE=f MEDIA=RGA Groundwater -----

Analyte	Representative concentration	Risk at medium	HIC	RGO at HI=0.1	RGO at HI=1	RGO at HI=3	RGO at ELCR=1E-06	RGO at ELCR=1E-05	RGO at ELCR=1E-04	Units
Arsenic	2.60E-03	1.37E-05					1.9E-04	1.9E-03	1.9E-02	mg/L
1,1-Dichloroethene	5.66E-03	2.52E-05					2.2E-04	2.2E-03	2.2E-02	mg/L
Bis(2-ethylhexyl)phthalate	2.80E-02	1.98E-06					1.4E-02	1.4E-01	1.4E+00	mg/L
Trichloroethene	7.54E-01	4.89E-05					1.5E-02	1.5E-01	1.5E+00	mg/L
Radon-222	5.28E+02	1.56E-04					3.4E+00	3.4E+01	3.4E+02	pCi/L

----- AREA_CODE=f MEDIA=UCRS Groundwater -----

Analyte	Representative concentration	Risk at medium	HIC	RGO at HI=0.1	RGO at HI=1	RGO at HI=3	RGO at ELCR=1E-06	RGO at ELCR=1E-05	RGO at ELCR=1E-04	Units
Radon-222	4.71E+02	1.39E-04					3.4E+00	3.4E+01	3.4E+02	pCi/L

----- AREA_CODE=g MEDIA=McNairy Groundwater -----

Analyte	Representative concentration	Risk at medium	HIC	RGO at HI=0.1	RGO at HI=1	RGO at HI=3	RGO at ELCR=1E-06	RGO at ELCR=1E-05	RGO at ELCR=1E-04	Units
Arsenic	2.50E-03	1.32E-05					1.9E-04	1.9E-03	1.9E-02	mg/L

Table 8.1 Remedial goal options for the future worker (continued)

----- AREA_CODE=g MEDIA=McNairy Groundwater -----										
(continued)										
Analyte	Representative concentration	Risk at medium	HIC	RGO at HI=0.1	RGO at HI=1	RGO at HI=3	RGO at ELCR=1E-06	RGO at ELCR=1E-05	RGO at ELCR=1E-04	Units
Radium-226	9.10E-01	1.68E-06					5.4E-01	5.4E+00	5.4E+01	pCi/L
----- AREA_CODE=g MEDIA=RGa Groundwater -----										
Analyte	Representative concentration	Risk at medium	HIC	RGO at HI=0.1	RGO at HI=1	RGO at HI=3	RGO at ELCR=1E-06	RGO at ELCR=1E-05	RGO at ELCR=1E-04	Units
Arsenic	2.51E-03	1.33E-05					1.9E-04	1.9E-03	1.9E-02	mg/L
Radon-222	6.30E+02	1.86E-04					3.4E+00	3.4E+01	3.4E+02	pCi/L
----- AREA_CODE=g MEDIA=UCRS Groundwater -----										
Analyte	Representative concentration	Risk at medium	HIC	RGO at HI=0.1	RGO at HI=1	RGO at HI=3	RGO at ELCR=1E-06	RGO at ELCR=1E-05	RGO at ELCR=1E-04	Units
Radium-226	1.01E+00	1.87E-06					5.4E-01	5.4E+00	5.4E+01	pCi/L
Radon-222	6.09E+02	1.80E-04					3.4E+00	3.4E+01	3.4E+02	pCi/L
----- AREA_CODE=h MEDIA=McNairy Groundwater -----										
Analyte	Representative concentration	Risk at medium	HIC	RGO at HI=0.1	RGO at HI=1	RGO at HI=3	RGO at ELCR=1E-06	RGO at ELCR=1E-05	RGO at ELCR=1E-04	Units
Radium-226	8.69E-01	1.61E-06					5.4E-01	5.4E+00	5.4E+01	pCi/L
Radon-222	2.61E+02	7.69E-05					3.4E+00	3.4E+01	3.4E+02	pCi/L
----- AREA_CODE=h MEDIA=Other Groundwater -----										
Analyte	Representative concentration	Risk at medium	HIC	RGO at HI=0.1	RGO at HI=1	RGO at HI=3	RGO at ELCR=1E-06	RGO at ELCR=1E-05	RGO at ELCR=1E-04	Units
Radon-222	8.53E+02	2.51E-04					3.4E+00	3.4E+01	3.4E+02	pCi/L

Table 8.1 Remedial goal options for the future worker (continued)

----- AREA_CODE=h MEDIA=RGA Groundwater -----										
Analyte	Representative concentration	Risk at medium	HIC	RGO at HI=0.1	RGO at HI=1	RGO at HI=3	RGO at ELCR=1E-06	RGO at ELCR=1E-05	RGO at ELCR=1E-04	Units
Arsenic	2.78E-03	1.47E-05					1.9E-04	1.9E-03	1.9E-02	mg/L
Radon-222	3.36E+02	9.92E-05					3.4E+00	3.4E+01	3.4E+02	pCi/L
----- AREA_CODE=h MEDIA=UCRS Groundwater -----										
Analyte	Representative concentration	Risk at medium	HIC	RGO at HI=0.1	RGO at HI=1	RGO at HI=3	RGO at ELCR=1E-06	RGO at ELCR=1E-05	RGO at ELCR=1E-04	Units
Radon-222	2.68E+02	7.90E-05					3.4E+00	3.4E+01	3.4E+02	pCi/L
----- AREA_CODE=i MEDIA=RGA Groundwater -----										
Analyte	Representative concentration	Risk at medium	HIC	RGO at HI=0.1	RGO at HI=1	RGO at HI=3	RGO at ELCR=1E-06	RGO at ELCR=1E-05	RGO at ELCR=1E-04	Units
Arsenic	2.70E-03	1.43E-05					1.9E-04	1.9E-03	1.9E-02	mg/L
Beryllium	7.95E-03	1.63E-04					4.9E-05	4.9E-04	4.9E-03	mg/L
Acrylonitrile	1.00E-02	2.36E-05					4.2E-04	4.2E-03	4.2E-02	mg/L
PCB-1254	4.23E-04	1.42E-06					3.0E-04	3.0E-03	3.0E-02	mg/L
Vinyl chloride	1.00E-03	7.39E-06					1.4E-04	1.4E-03	1.4E-02	mg/L
Radium-226	6.41E-01	1.19E-06					5.4E-01	5.4E+00	5.4E+01	pCi/L
Radon-222	5.74E+02	1.69E-04					3.4E+00	3.4E+01	3.4E+02	pCi/L
----- AREA_CODE=i MEDIA=UCRS Groundwater -----										
Analyte	Representative concentration	Risk at medium	HIC	RGO at HI=0.1	RGO at HI=1	RGO at HI=3	RGO at ELCR=1E-06	RGO at ELCR=1E-05	RGO at ELCR=1E-04	Units
Arsenic	6.63E-03	3.51E-05					1.9E-04	1.9E-03	1.9E-02	mg/L
Radium-226	6.63E-01	1.23E-06					5.4E-01	5.4E+00	5.4E+01	pCi/L
Radon-222	4.69E+02	1.38E-04					3.4E+00	3.4E+01	3.4E+02	pCi/L
----- AREA_CODE=j MEDIA=McNairy Groundwater -----										
Analyte	Representative concentration	Risk at medium	HIC	RGO at HI=0.1	RGO at HI=1	RGO at HI=3	RGO at ELCR=1E-06	RGO at ELCR=1E-05	RGO at ELCR=1E-04	Units
Arsenic	8.54E-02	4.52E-04					1.9E-04	1.9E-03	1.9E-02	mg/L

Table 8.1 Remedial goal options for the future worker (continued)

----- AREA_CODE=j MEDIA=RGA Groundwater -----										
Analyte	Representative concentration	Risk at medium	HIC	RGO at HI=0.1	RGO at HI=1	RGO at HI=3	RGO at ELCR=1E-06	RGO at ELCR=1E-05	RGO at ELCR=1E-04	Units
Arsenic	4.29E-03	2.27E-05					1.9E-04	1.9E-03	1.9E-02	mg/L
----- AREA_CODE=k MEDIA=Other Groundwater -----										
Analyte	Representative concentration	Risk at medium	HIC	RGO at HI=0.1	RGO at HI=1	RGO at HI=3	RGO at ELCR=1E-06	RGO at ELCR=1E-05	RGO at ELCR=1E-04	Units
Arsenic	2.70E-03	1.43E-05					1.9E-04	1.9E-03	1.9E-02	mg/L
Beryllium	5.96E-03	1.22E-04					4.9E-05	4.9E-04	4.9E-03	mg/L
1,1-Dichloroethene	2.67E-02	1.19E-04					2.2E-04	2.2E-03	2.2E-02	mg/L
Trichloroethene	3.25E-02	2.11E-06					1.5E-02	1.5E-01	1.5E+00	mg/L
Vinyl chloride	1.50E-02	1.11E-04					1.4E-04	1.4E-03	1.4E-02	mg/L
Radium-226	6.07E-01	1.12E-06					5.4E-01	5.4E+00	5.4E+01	pCi/L
Radon-222	8.95E+02	2.64E-04					3.4E+00	3.4E+01	3.4E+02	pCi/L
Thorium-228	7.80E-01	1.13E-06					6.9E-01	6.9E+00	6.9E+01	pCi/L
----- AREA_CODE=l MEDIA=McNairy Groundwater -----										
Analyte	Representative concentration	Risk at medium	HIC	RGO at HI=0.1	RGO at HI=1	RGO at HI=3	RGO at ELCR=1E-06	RGO at ELCR=1E-05	RGO at ELCR=1E-04	Units
Trichloroethene	4.43E-01	2.87E-05					1.5E-02	1.5E-01	1.5E+00	mg/L
----- AREA_CODE=l MEDIA=RGA Groundwater -----										
Analyte	Representative concentration	Risk at medium	HIC	RGO at HI=0.1	RGO at HI=1	RGO at HI=3	RGO at ELCR=1E-06	RGO at ELCR=1E-05	RGO at ELCR=1E-04	Units
Arsenic	3.25E-03	1.72E-05					1.9E-04	1.9E-03	1.9E-02	mg/L
Beryllium	5.93E-03	1.21E-04					4.9E-05	4.9E-04	4.9E-03	mg/L
1,1-Dichloroethene	6.50E-02	2.90E-04					2.2E-04	2.2E-03	2.2E-02	mg/L
Carbon tetrachloride	1.60E-01	9.78E-05					1.6E-03	1.6E-02	1.6E-01	mg/L
Chloroform	1.40E-02	2.51E-06					5.6E-03	5.6E-02	5.6E-01	mg/L
Tetrachloroethene	3.20E-01	1.37E-04					2.3E-03	2.3E-02	2.3E-01	mg/L
Trichloroethene	1.39E+01	9.03E-04					1.5E-02	1.5E-01	1.5E+00	mg/L
Vinyl chloride	4.55E+00	3.36E-02					1.4E-04	1.4E-03	1.4E-02	mg/L
Cesium-137	2.07E+01	4.08E-06					5.1E+00	5.1E+01	5.1E+02	pCi/L
Neptunium-237	8.40E-01	1.58E-06					5.3E-01	5.3E+00	5.3E+01	pCi/L
Radium-226	4.58E+01	8.48E-05					5.4E-01	5.4E+00	5.4E+01	pCi/L

Table 8.1 Remedial goal options for the future worker (continued)

----- AREA_CODE=1 MEDIA=RGa Groundwater -----										
(continued)										
Analyte	Representative concentration	Risk at medium	HIC	RGO at HI=0.1	RGO at HI=1	RGO at HI=3	RGO at ELCR=1E-06	RGO at ELCR=1E-05	RGO at ELCR=1E-04	Units
Radon-222	4.30E+02	1.27E-04					3.4E+00	3.4E+01	3.4E+02	pCi/L
Technetium-99	3.48E+02	3.05E-06					1.1E+02	1.1E+03	1.1E+04	pCi/L
Uranium-238	2.15E+01	8.35E-06					2.6E+00	2.6E+01	2.6E+02	pCi/L
----- AREA_CODE=1 MEDIA=UCRS Groundwater -----										
Analyte	Representative concentration	Risk at medium	HIC	RGO at HI=0.1	RGO at HI=1	RGO at HI=3	RGO at ELCR=1E-06	RGO at ELCR=1E-05	RGO at ELCR=1E-04	Units
Arsenic	1.42E-02	7.52E-05					1.9E-04	1.9E-03	1.9E-02	mg/L
Beryllium	1.70E-03	3.48E-05					4.9E-05	4.9E-04	4.9E-03	mg/L
1,1-Dichloroethene	2.00E-01	8.91E-04					2.2E-04	2.2E-03	2.2E-02	mg/L
Benzene	7.80E-03	1.28E-06					6.1E-03	6.1E-02	6.1E-01	mg/L
Chloroform	1.70E-02	3.05E-06					5.6E-03	5.6E-02	5.6E-01	mg/L
Trichloroethene	3.34E+01	2.16E-03					1.5E-02	1.5E-01	1.5E+00	mg/L
Vinyl chloride	5.00E+00	3.69E-02					1.4E-04	1.4E-03	1.4E-02	mg/L
Radon-222	9.57E+02	2.82E-04					3.4E+00	3.4E+01	3.4E+02	pCi/L
Technetium-99	1.83E+02	1.60E-06					1.1E+02	1.1E+03	1.1E+04	pCi/L
Uranium-234	4.33E+00	1.20E-06					3.6E+00	3.6E+01	3.6E+02	pCi/L
Uranium-238	1.15E+01	4.46E-06					2.6E+00	2.6E+01	2.6E+02	pCi/L
----- AREA_CODE=m MEDIA=McNairy Groundwater -----										
Analyte	Representative concentration	Risk at medium	HIC	RGO at HI=0.1	RGO at HI=1	RGO at HI=3	RGO at ELCR=1E-06	RGO at ELCR=1E-05	RGO at ELCR=1E-04	Units
Arsenic	5.64E-03	2.98E-05					1.9E-04	1.9E-03	1.9E-02	mg/L
Beryllium	6.81E-03	1.39E-04					4.9E-05	4.9E-04	4.9E-03	mg/L
Radium-226	7.04E-01	1.30E-06					5.4E-01	5.4E+00	5.4E+01	pCi/L
Radon-222	2.39E+02	7.05E-05					3.4E+00	3.4E+01	3.4E+02	pCi/L
----- AREA_CODE=m MEDIA=Other Groundwater -----										
Analyte	Representative concentration	Risk at medium	HIC	RGO at HI=0.1	RGO at HI=1	RGO at HI=3	RGO at ELCR=1E-06	RGO at ELCR=1E-05	RGO at ELCR=1E-04	Units
Arsenic	2.65E-03	1.40E-05					1.9E-04	1.9E-03	1.9E-02	mg/L
Beryllium	2.73E-03	5.59E-05					4.9E-05	4.9E-04	4.9E-03	mg/L

Table 8.1 Remedial goal options for the future worker (continued)

----- AREA_CODE=m MEDIA=Other Groundwater -----
(continued)

Analyte	Representative concentration	Risk at medium	HIC	RGO at HI=0.1	RGO at HI=1	RGO at HI=3	RGO at ELCR=1E-06	RGO at ELCR=1E-05	RGO at ELCR=1E-04	Units
1,1-Dichloroethene	2.64E-02	1.17E-04					2.2E-04	2.2E-03	2.2E-02	mg/L
Trichloroethene	2.42E-02	1.57E-06					1.5E-02	1.5E-01	1.5E+00	mg/L
Vinyl chloride	1.50E-02	1.11E-04					1.4E-04	1.4E-03	1.4E-02	mg/L
Radon-222	8.78E+02	2.59E-04					3.4E+00	3.4E+01	3.4E+02	pCi/L
Thorium-228	7.80E-01	1.13E-06					6.9E-01	6.9E+00	6.9E+01	pCi/L

----- AREA_CODE=m MEDIA=RGa Groundwater -----

Analyte	Representative concentration	Risk at medium	HIC	RGO at HI=0.1	RGO at HI=1	RGO at HI=3	RGO at ELCR=1E-06	RGO at ELCR=1E-05	RGO at ELCR=1E-04	Units
Arsenic	2.63E-03	1.39E-05					1.9E-04	1.9E-03	1.9E-02	mg/L
Beryllium	7.16E-03	1.47E-04					4.9E-05	4.9E-04	4.9E-03	mg/L
1,1-Dichloroethene	2.00E-02	8.91E-05					2.2E-04	2.2E-03	2.2E-02	mg/L
Acrylonitrile	1.00E-02	2.36E-05					4.2E-04	4.2E-03	4.2E-02	mg/L
Carbazole	1.15E-02	1.18E-06					9.7E-03	9.7E-02	9.7E-01	mg/L
PCB-1254	4.23E-04	1.42E-06					3.0E-04	3.0E-03	3.0E-02	mg/L
Trichloroethene	5.85E-01	3.79E-05					1.5E-02	1.5E-01	1.5E+00	mg/L
Vinyl chloride	1.00E-03	7.39E-06					1.4E-04	1.4E-03	1.4E-02	mg/L
Radon-222	4.47E+02	1.32E-04					3.4E+00	3.4E+01	3.4E+02	pCi/L
Technetium-99	1.27E+02	1.11E-06					1.1E+02	1.1E+03	1.1E+04	pCi/L

----- AREA_CODE=m MEDIA=UCRS Groundwater -----

Analyte	Representative concentration	Risk at medium	HIC	RGO at HI=0.1	RGO at HI=1	RGO at HI=3	RGO at ELCR=1E-06	RGO at ELCR=1E-05	RGO at ELCR=1E-04	Units
Arsenic	4.01E-03	2.12E-05					1.9E-04	1.9E-03	1.9E-02	mg/L
Bromodichloromethane	9.00E-03	1.99E-06					4.5E-03	4.5E-02	4.5E-01	mg/L
Chloroform	1.07E-02	1.93E-06					5.6E-03	5.6E-02	5.6E-01	mg/L
Radium-226	6.90E-01	1.28E-06					5.4E-01	5.4E+00	5.4E+01	pCi/L
Radon-222	3.36E+02	9.91E-05					3.4E+00	3.4E+01	3.4E+02	pCi/L

Table 8.1 Remedial goal options for the future worker (continued)

----- AREA_CODE=n MEDIA=McNairy Groundwater -----										
Analyte	Representative concentration	Risk at medium	HIC	RGO at HI=0.1	RGO at HI=1	RGO at HI=3	RGO at ELCR=1E-06	RGO at ELCR=1E-05	RGO at ELCR=1E-04	Units
Arsenic	4.68E-03	2.47E-05					1.9E-04	1.9E-03	1.9E-02	mg/L
Beryllium	6.86E-03	1.40E-04					4.9E-05	4.9E-04	4.9E-03	mg/L
Trichloroethene	1.67E-01	1.08E-05					1.5E-02	1.5E-01	1.5E+00	mg/L
Radium-226	6.11E-01	1.13E-06					5.4E-01	5.4E+00	5.4E+01	pCi/L
Radon-222	1.87E+02	5.52E-05					3.4E+00	3.4E+01	3.4E+02	pCi/L
----- AREA_CODE=n MEDIA=Other Groundwater -----										
Analyte	Representative concentration	Risk at medium	HIC	RGO at HI=0.1	RGO at HI=1	RGO at HI=3	RGO at ELCR=1E-06	RGO at ELCR=1E-05	RGO at ELCR=1E-04	Units
Arsenic	2.65E-03	1.40E-05					1.9E-04	1.9E-03	1.9E-02	mg/L
Beryllium	2.73E-03	5.59E-05					4.9E-05	4.9E-04	4.9E-03	mg/L
1,1-Dichloroethene	2.60E-02	1.16E-04					2.2E-04	2.2E-03	2.2E-02	mg/L
Trichloroethene	2.41E-02	1.56E-06					1.5E-02	1.5E-01	1.5E+00	mg/L
Vinyl chloride	1.50E-02	1.11E-04					1.4E-04	1.4E-03	1.4E-02	mg/L
Radon-222	8.78E+02	2.59E-04					3.4E+00	3.4E+01	3.4E+02	pCi/L
Thorium-228	7.80E-01	1.13E-06					6.9E-01	6.9E+00	6.9E+01	pCi/L
----- AREA_CODE=n MEDIA=RGA Groundwater -----										
Analyte	Representative concentration	Risk at medium	HIC	RGO at HI=0.1	RGO at HI=1	RGO at HI=3	RGO at ELCR=1E-06	RGO at ELCR=1E-05	RGO at ELCR=1E-04	Units
Arsenic	2.87E-03	1.52E-05					1.9E-04	1.9E-03	1.9E-02	mg/L
Beryllium	6.75E-03	1.38E-04					4.9E-05	4.9E-04	4.9E-03	mg/L
1,1-Dichloroethene	6.50E-02	2.90E-04					2.2E-04	2.2E-03	2.2E-02	mg/L
Acrylonitrile	1.00E-02	2.36E-05					4.2E-04	4.2E-03	4.2E-02	mg/L
Carbon tetrachloride	1.60E-01	9.78E-05					1.6E-03	1.6E-02	1.6E-01	mg/L
Chloroform	1.40E-02	2.51E-06					5.6E-03	5.6E-02	5.6E-01	mg/L
Methylene chloride	4.39E-02	1.31E-06					3.4E-02	3.4E-01	3.4E+00	mg/L
PCB-1254	4.47E-04	1.50E-06					3.0E-04	3.0E-03	3.0E-02	mg/L
Tetrachloroethene	3.20E-01	1.37E-04					2.3E-03	2.3E-02	2.3E-01	mg/L
Trichloroethene	6.71E+00	4.35E-04					1.5E-02	1.5E-01	1.5E+00	mg/L
Vinyl chloride	1.75E+00	1.29E-02					1.4E-04	1.4E-03	1.4E-02	mg/L
Cesium-137	2.07E+01	4.08E-06					5.1E+00	5.1E+01	5.1E+02	pCi/L
Radium-226	2.86E+01	5.29E-05					5.4E-01	5.4E+00	5.4E+01	pCi/L
Radon-222	4.31E+02	1.27E-04					3.4E+00	3.4E+01	3.4E+02	pCi/L
Technetium-99	2.07E+02	1.81E-06					1.1E+02	1.1E+03	1.1E+04	pCi/L
Uranium-238	2.15E+01	8.35E-06					2.6E+00	2.6E+01	2.6E+02	pCi/L

Table 8.1 Remedial goal options for the future worker (continued)

----- AREA_CODE=n MEDIA=UCRS Groundwater -----										
Analyte	Representative concentration	Risk at medium	HIC	RGO at HI=0.1	RGO at HI=1	RGO at HI=3	RGO at ELCR=1E-06	RGO at ELCR=1E-05	RGO at ELCR=1E-04	Units
Arsenic	1.21E-02	6.42E-05					1.9E-04	1.9E-03	1.9E-02	mg/L
Beryllium	1.70E-03	3.48E-05					4.9E-05	4.9E-04	4.9E-03	mg/L
1,1-Dichloroethene	2.00E-01	8.91E-04					2.2E-04	2.2E-03	2.2E-02	mg/L
Benzene	7.80E-03	1.28E-06					6.1E-03	6.1E-02	6.1E-01	mg/L
Bromodichloromethane	9.00E-03	1.99E-06					4.5E-03	4.5E-02	4.5E-01	mg/L
Chloroform	2.40E-02	4.30E-06					5.6E-03	5.6E-02	5.6E-01	mg/L
Trichloroethene	2.52E+01	1.63E-03					1.5E-02	1.5E-01	1.5E+00	mg/L
Vinyl chloride	5.00E+00	3.69E-02					1.4E-04	1.4E-03	1.4E-02	mg/L
Radon-222	8.06E+02	2.37E-04					3.4E+00	3.4E+01	3.4E+02	pCi/L
Technetium-99	1.44E+02	1.26E-06					1.1E+02	1.1E+03	1.1E+04	pCi/L
Uranium-234	4.33E+00	1.20E-06					3.6E+00	3.6E+01	3.6E+02	pCi/L
Uranium-238	1.15E+01	4.46E-06					2.6E+00	2.6E+01	2.6E+02	pCi/L

Table 8.2 Remedial goal options for the recreator

----- AREA_CODE=a MEDIA=RGa Groundwater -----										
Analyte	Representative concentration	Risk at medium	HIC	RGO at HI=0.1	RGO at HI=1	RGO at HI=3	RGO at ELCR=1E-06	RGO at ELCR=1E-05	RGO at ELCR=1E-04	Units
Arsenic	3.56E-03	2.84E-06	2.51E-02				1.3E-03	1.3E-02	1.3E-01	mg/L
Chromium	4.44E-02		3.24E-01	1.4E-02	1.4E-01	4.1E-01				mg/L
Vanadium	1.48E-01		9.05E-01	1.6E-02	1.6E-01	4.9E-01				mg/L
1,1-Dichloroethene	2.40E-02	1.92E-05	1.28E-02				1.3E-03	1.3E-02	1.3E-01	mg/L
Carbon tetrachloride	1.40E-01	8.07E-05	3.04E+00	4.6E-03	4.6E-02	1.4E-01	1.7E-03	1.7E-02	1.7E-01	mg/L
Tetrachloroethene	2.30E-01	5.51E-04	3.56E+00	6.5E-03	6.5E-02	1.9E-01	4.2E-04	4.2E-03	4.2E-02	mg/L
Trichloroethene	4.60E+02	6.80E-02	3.48E+03	1.3E-02	1.3E-01	4.0E-01	6.8E-03	6.8E-02	6.8E-01	mg/L
----- AREA_CODE=a MEDIA=UCRS Groundwater -----										
Analyte	Representative concentration	Risk at medium	HIC	RGO at HI=0.1	RGO at HI=1	RGO at HI=3	RGO at ELCR=1E-06	RGO at ELCR=1E-05	RGO at ELCR=1E-04	Units
Antimony	2.79E-02		1.53E+00	1.8E-03	1.8E-02	5.5E-02				mg/L
Arsenic	2.77E-03	2.21E-06	1.96E-02				1.3E-03	1.3E-02	1.3E-01	mg/L
Beryllium	5.56E-04	3.02E-05	1.19E-02				1.8E-05	1.8E-04	1.8E-03	mg/L
Chromium	1.42E-02		1.04E-01	1.4E-02	1.4E-01	4.1E-01				mg/L
Lead	6.90E-02		2.67E+03	2.6E-06	2.6E-05	7.7E-05				mg/L
Vanadium	9.53E-02		5.81E-01	1.6E-02	1.6E-01	4.9E-01				mg/L
1,1-Dichloroethene	1.60E-03	1.28E-06	8.54E-04				1.3E-03	1.3E-02	1.3E-01	mg/L
Trichloroethene	8.30E+01	1.23E-02	6.29E+02	1.3E-02	1.3E-01	4.0E-01	6.8E-03	6.8E-02	6.8E-01	mg/L
----- AREA_CODE=b MEDIA=McNairy Groundwater -----										
Analyte	Representative concentration	Risk at medium	HIC	RGO at HI=0.1	RGO at HI=1	RGO at HI=3	RGO at ELCR=1E-06	RGO at ELCR=1E-05	RGO at ELCR=1E-04	Units
Antimony	1.07E-01		5.86E+00	1.8E-03	1.8E-02	5.5E-02				mg/L
Trichloroethene	6.00E-01	8.87E-05	4.54E+00	1.3E-02	1.3E-01	4.0E-01	6.8E-03	6.8E-02	6.8E-01	mg/L
----- AREA_CODE=b MEDIA=RGa Groundwater -----										
Analyte	Representative concentration	Risk at medium	HIC	RGO at HI=0.1	RGO at HI=1	RGO at HI=3	RGO at ELCR=1E-06	RGO at ELCR=1E-05	RGO at ELCR=1E-04	Units
Arsenic	3.34E-03	2.67E-06	2.36E-02				1.3E-03	1.3E-02	1.3E-01	mg/L
Beryllium	6.43E-03	3.49E-04	1.37E-01	4.7E-03	4.7E-02	1.4E-01	1.8E-05	1.8E-04	1.8E-03	mg/L
Cadmium	8.67E-03		7.40E-01	1.2E-03	1.2E-02	3.5E-02				mg/L
Chromium	3.42E-02		2.49E-01	1.4E-02	1.4E-01	4.1E-01				mg/L

Table 8.2 Remedial goal options for the recreator (continued)

----- AREA_CODE=b MEDIA=RGa Groundwater -----										
(continued)										
Analyte	Representative concentration	Risk at medium	HIC	RGO at HI=0.1	RGO at HI=1	RGO at HI=3	RGO at ELCR=1E-06	RGO at ELCR=1E-05	RGO at ELCR=1E-04	Units
Lead	4.13E-02		1.60E+03	2.6E-06	2.6E-05	7.7E-05				mg/L
Vanadium	4.00E-02		2.44E-01	1.6E-02	1.6E-01	4.9E-01				mg/L
1,1-Dichloroethene	1.30E-03	1.04E-06	6.94E-04				1.3E-03	1.3E-02	1.3E-01	mg/L
Carbon tetrachloride	1.60E-02	9.20E-06	3.47E-01	4.6E-03	4.6E-02	1.4E-01	1.7E-03	1.7E-02	1.7E-01	mg/L
Tetrachloroethene	3.20E-01	7.67E-04	4.96E+00	6.5E-03	6.5E-02	1.9E-01	4.2E-04	4.2E-03	4.2E-02	mg/L
Trichloroethene	2.44E+00	3.61E-04	1.85E+01	1.3E-02	1.3E-01	4.0E-01	6.8E-03	6.8E-02	6.8E-01	mg/L
Vinyl chloride	1.13E+00	2.44E-03					4.6E-04	4.6E-03	4.6E-02	mg/L
cis-1,2-Dichloroethene	6.52E-01		3.43E-01	1.9E-01	1.9E+00	5.7E+00				mg/L
Radium-226	6.66E+01	4.62E-06					1.4E+01	1.4E+02	1.4E+03	pCi/L
----- AREA_CODE=b MEDIA=UCRS Groundwater -----										
Analyte	Representative concentration	Risk at medium	HIC	RGO at HI=0.1	RGO at HI=1	RGO at HI=3	RGO at ELCR=1E-06	RGO at ELCR=1E-05	RGO at ELCR=1E-04	Units
Arsenic	1.81E-02	1.45E-05	1.28E-01	1.4E-02	1.4E-01	4.2E-01	1.3E-03	1.3E-02	1.3E-01	mg/L
Beryllium	4.00E-04	2.17E-05	8.54E-03				1.8E-05	1.8E-04	1.8E-03	mg/L
Cadmium	6.40E-03		5.46E-01	1.2E-03	1.2E-02	3.5E-02				mg/L
Chromium	3.73E-02		2.72E-01	1.4E-02	1.4E-01	4.1E-01				mg/L
Lead	1.80E-03		6.98E+01	2.6E-06	2.6E-05	7.7E-05				mg/L
Vanadium	9.78E-02		5.96E-01	1.6E-02	1.6E-01	4.9E-01				mg/L
1,1-Dichloroethene	2.60E-03	2.08E-06	1.39E-03				1.3E-03	1.3E-02	1.3E-01	mg/L
Trichloroethene	2.85E+01	4.21E-03	2.16E+02	1.3E-02	1.3E-01	4.0E-01	6.8E-03	6.8E-02	6.8E-01	mg/L
Vinyl chloride	8.99E-02	1.94E-04					4.6E-04	4.6E-03	4.6E-02	mg/L
cis-1,2-Dichloroethene	1.12E+00		5.88E-01	1.9E-01	1.9E+00	5.7E+00				mg/L
----- AREA_CODE=c MEDIA=RGa Groundwater -----										
Analyte	Representative concentration	Risk at medium	HIC	RGO at HI=0.1	RGO at HI=1	RGO at HI=3	RGO at ELCR=1E-06	RGO at ELCR=1E-05	RGO at ELCR=1E-04	Units
Chromium	2.09E-01		1.52E+00	1.4E-02	1.4E-01	4.1E-01				mg/L
1,1-Dichloroethene	9.19E-03	7.35E-06	4.91E-03				1.3E-03	1.3E-02	1.3E-01	mg/L
Trichloroethene	4.17E-01	6.17E-05	3.16E+00	1.3E-02	1.3E-01	4.0E-01	6.8E-03	6.8E-02	6.8E-01	mg/L

Table 8.2 Remedial goal options for the recreator (continued)

----- AREA_CODE=d MEDIA=RGa Groundwater -----										
Analyte	Representative concentration	Risk at medium	HIC	RGO at HI=0.1	RGO at HI=1	RGO at HI=3	RGO at ELCR=1E-06	RGO at ELCR=1E-05	RGO at ELCR=1E-04	Units
Arsenic	3.98E-03	3.18E-06	2.81E-02				1.3E-03	1.3E-02	1.3E-01	mg/L
Chromium	3.50E-02		2.56E-01	1.4E-02	1.4E-01	4.1E-01				mg/L
Lead	6.73E-02		2.61E+03	2.6E-06	2.6E-05	7.7E-05				mg/L
Manganese	1.16E+00		2.91E-01	4.0E-01	4.0E+00	1.2E+01				mg/L
Vanadium	6.29E-02		3.84E-01	1.6E-02	1.6E-01	4.9E-01				mg/L
Tetrachloroethene	5.00E-03	1.20E-05	7.75E-02				4.2E-04	4.2E-03	4.2E-02	mg/L
Trichloroethene	8.55E-01	1.26E-04	6.48E+00	1.3E-02	1.3E-01	4.0E-01	6.8E-03	6.8E-02	6.8E-01	mg/L
----- AREA_CODE=d MEDIA=UCRS Groundwater -----										
Analyte	Representative concentration	Risk at medium	HIC	RGO at HI=0.1	RGO at HI=1	RGO at HI=3	RGO at ELCR=1E-06	RGO at ELCR=1E-05	RGO at ELCR=1E-04	Units
Antimony	2.57E-02		1.41E+00	1.8E-03	1.8E-02	5.5E-02				mg/L
Arsenic	3.68E-03	2.94E-06	2.60E-02				1.3E-03	1.3E-02	1.3E-01	mg/L
Beryllium	1.70E-03	9.23E-05	3.63E-02				1.8E-05	1.8E-04	1.8E-03	mg/L
Cadmium	1.20E-02		1.02E+00	1.2E-03	1.2E-02	3.5E-02				mg/L
Chromium	2.82E-02		2.06E-01	1.4E-02	1.4E-01	4.1E-01				mg/L
Iron	7.54E+01		9.74E-01	7.7E+00	7.7E+01	2.3E+02				mg/L
Lead	3.45E-02		1.34E+03	2.6E-06	2.6E-05	7.7E-05				mg/L
Manganese	2.70E+01		6.75E+00	4.0E-01	4.0E+00	1.2E+01				mg/L
Vanadium	1.92E-01		1.17E+00	1.6E-02	1.6E-01	4.9E-01				mg/L
1,1-Dichloroethene	1.50E-02	1.20E-05	8.03E-03				1.3E-03	1.3E-02	1.3E-01	mg/L
Trichloroethene	4.99E+00	7.38E-04	3.78E+01	1.3E-02	1.3E-01	4.0E-01	6.8E-03	6.8E-02	6.8E-01	mg/L
----- AREA_CODE=e MEDIA=McNairy Groundwater -----										
Analyte	Representative concentration	Risk at medium	HIC	RGO at HI=0.1	RGO at HI=1	RGO at HI=3	RGO at ELCR=1E-06	RGO at ELCR=1E-05	RGO at ELCR=1E-04	Units
Arsenic	1.45E-02	1.16E-05	1.02E-01	1.4E-02	1.4E-01	4.2E-01	1.3E-03	1.3E-02	1.3E-01	mg/L
Beryllium	1.02E-02	5.54E-04	2.18E-01	4.7E-03	4.7E-02	1.4E-01	1.8E-05	1.8E-04	1.8E-03	mg/L
Cadmium	2.10E-02		1.79E+00	1.2E-03	1.2E-02	3.5E-02				mg/L
Chromium	1.22E-01		8.93E-01	1.4E-02	1.4E-01	4.1E-01				mg/L
Iron	1.49E+01		1.93E-01	7.7E+00	7.7E+01	2.3E+02				mg/L
Manganese	5.03E-01		1.26E-01	4.0E-01	4.0E+00	1.2E+01				mg/L
Vanadium	4.53E-01		2.76E+00	1.6E-02	1.6E-01	4.9E-01				mg/L

Table 8.2 Remedial goal options for the recreator (continued)

----- AREA_CODE=e MEDIA=RGa Groundwater -----										
Analyte	Representative concentration	Risk at medium	HIC	RGO at HI=0.1	RGO at HI=1	RGO at HI=3	RGO at ELCR=1E-06	RGO at ELCR=1E-05	RGO at ELCR=1E-04	Units
Arsenic	2.52E-03	2.01E-06	1.78E-02				1.3E-03	1.3E-02	1.3E-01	mg/L
Beryllium	5.98E-03	3.24E-04	1.28E-01	4.7E-03	4.7E-02	1.4E-01	1.8E-05	1.8E-04	1.8E-03	mg/L
Cadmium	1.61E-02		1.38E+00	1.2E-03	1.2E-02	3.5E-02				mg/L
Vanadium	8.16E-02		4.97E-01	1.6E-02	1.6E-01	4.9E-01				mg/L
Trichloroethene	1.39E+00	2.06E-04	1.06E+01	1.3E-02	1.3E-01	4.0E-01	6.8E-03	6.8E-02	6.8E-01	mg/L
----- AREA_CODE=e MEDIA=UCRS Groundwater -----										
Analyte	Representative concentration	Risk at medium	HIC	RGO at HI=0.1	RGO at HI=1	RGO at HI=3	RGO at ELCR=1E-06	RGO at ELCR=1E-05	RGO at ELCR=1E-04	Units
Arsenic	3.25E-03	2.60E-06	2.30E-02				1.3E-03	1.3E-02	1.3E-01	mg/L
Chromium	4.57E-02		3.33E-01	1.4E-02	1.4E-01	4.1E-01				mg/L
Vanadium	4.63E-01		2.82E+00	1.6E-02	1.6E-01	4.9E-01				mg/L
----- AREA_CODE=f MEDIA=RGa Groundwater -----										
Analyte	Representative concentration	Risk at medium	HIC	RGO at HI=0.1	RGO at HI=1	RGO at HI=3	RGO at ELCR=1E-06	RGO at ELCR=1E-05	RGO at ELCR=1E-04	Units
Arsenic	2.60E-03	2.08E-06	1.84E-02				1.3E-03	1.3E-02	1.3E-01	mg/L
Cadmium	2.91E-02		2.49E+00	1.2E-03	1.2E-02	3.5E-02				mg/L
Chromium	8.34E-02		6.08E-01	1.4E-02	1.4E-01	4.1E-01				mg/L
Vanadium	7.34E-02		4.47E-01	1.6E-02	1.6E-01	4.9E-01				mg/L
1,1-Dichloroethene	5.66E-03	4.52E-06	3.02E-03				1.3E-03	1.3E-02	1.3E-01	mg/L
Bis(2-ethylhexyl)phthalate	2.80E-02	6.07E-06	7.32E-02				4.6E-03	4.6E-02	4.6E-01	mg/L
Trichloroethene	7.54E-01	1.12E-04	5.71E+00	1.3E-02	1.3E-01	4.0E-01	6.8E-03	6.8E-02	6.8E-01	mg/L
----- AREA_CODE=g MEDIA=McNairy Groundwater -----										
Analyte	Representative concentration	Risk at medium	HIC	RGO at HI=0.1	RGO at HI=1	RGO at HI=3	RGO at ELCR=1E-06	RGO at ELCR=1E-05	RGO at ELCR=1E-04	Units
Arsenic	2.50E-03	2.00E-06	1.77E-02				1.3E-03	1.3E-02	1.3E-01	mg/L

Table 8.2 Remedial goal options for the recreator (continued)

----- AREA_CODE=g MEDIA=RGa Groundwater -----										
Analyte	Representative concentration	Risk at medium	HIC	RGO at HI=0.1	RGO at HI=1	RGO at HI=3	RGO at ELCR=1E-06	RGO at ELCR=1E-05	RGO at ELCR=1E-04	Units
Arsenic	2.51E-03	2.00E-06	1.77E-02				1.3E-03	1.3E-02	1.3E-01	mg/L
Cadmium	1.20E-02		1.02E+00	1.2E-03	1.2E-02	3.5E-02				mg/L
Chromium	8.04E-02		5.87E-01	1.4E-02	1.4E-01	4.1E-01				mg/L
Lead	6.68E-02		2.59E+03	2.6E-06	2.6E-05	7.7E-05				mg/L
----- AREA_CODE=g MEDIA=UCRS Groundwater -----										
Analyte	Representative concentration	Risk at medium	HIC	RGO at HI=0.1	RGO at HI=1	RGO at HI=3	RGO at ELCR=1E-06	RGO at ELCR=1E-05	RGO at ELCR=1E-04	Units
Chromium	8.98E-02		6.56E-01	1.4E-02	1.4E-01	4.1E-01				mg/L
Manganese	5.88E-01		1.47E-01	4.0E-01	4.0E+00	1.2E+01				mg/L
Vanadium	1.02E-01		6.20E-01	1.6E-02	1.6E-01	4.9E-01				mg/L
----- AREA_CODE=h MEDIA=Other Groundwater -----										
Analyte	Representative concentration	Risk at medium	HIC	RGO at HI=0.1	RGO at HI=1	RGO at HI=3	RGO at ELCR=1E-06	RGO at ELCR=1E-05	RGO at ELCR=1E-04	Units
Antimony	4.34E-02		2.38E+00	1.8E-03	1.8E-02	5.5E-02				mg/L
Chromium	2.77E-02		2.02E-01	1.4E-02	1.4E-01	4.1E-01				mg/L
Vanadium	1.18E-01		7.18E-01	1.6E-02	1.6E-01	4.9E-01				mg/L
----- AREA_CODE=h MEDIA=RGa Groundwater -----										
Analyte	Representative concentration	Risk at medium	HIC	RGO at HI=0.1	RGO at HI=1	RGO at HI=3	RGO at ELCR=1E-06	RGO at ELCR=1E-05	RGO at ELCR=1E-04	Units
Arsenic	2.78E-03	2.22E-06	1.97E-02				1.3E-03	1.3E-02	1.3E-01	mg/L
Chromium	1.39E-01		1.02E+00	1.4E-02	1.4E-01	4.1E-01				mg/L
Vanadium	6.76E-02		4.12E-01	1.6E-02	1.6E-01	4.9E-01				mg/L
----- AREA_CODE=i MEDIA=McNairy Groundwater -----										
Analyte	Representative concentration	Risk at medium	HIC	RGO at HI=0.1	RGO at HI=1	RGO at HI=3	RGO at ELCR=1E-06	RGO at ELCR=1E-05	RGO at ELCR=1E-04	Units
Manganese	7.25E-01		1.81E-01	4.0E-01	4.0E+00	1.2E+01				mg/L

Table 8.2 Remedial goal options for the recreator (continued)

----- AREA_CODE=i MEDIA=McNairy Groundwater ----- (continued)										
Analyte	Representative concentration	Risk at medium	HIC	RGO at HI=0.1	RGO at HI=1	RGO at HI=3	RGO at ELCR=1E-06	RGO at ELCR=1E-05	RGO at ELCR=1E-04	Units
Vanadium	1.87E-01		1.14E+00	1.6E-02	1.6E-01	4.9E-01				mg/L
----- AREA_CODE=i MEDIA=RGa Groundwater -----										
Analyte	Representative concentration	Risk at medium	HIC	RGO at HI=0.1	RGO at HI=1	RGO at HI=3	RGO at ELCR=1E-06	RGO at ELCR=1E-05	RGO at ELCR=1E-04	Units
Antimony	8.33E-02		4.56E+00	1.8E-03	1.8E-02	5.5E-02				mg/L
Arsenic	2.70E-03	2.16E-06	1.91E-02				1.3E-03	1.3E-02	1.3E-01	mg/L
Beryllium	7.95E-03	4.31E-04	1.70E-01	4.7E-03	4.7E-02	1.4E-01	1.8E-05	1.8E-04	1.8E-03	mg/L
Cadmium	3.94E-03		3.36E-01	1.2E-03	1.2E-02	3.5E-02				mg/L
Chromium	2.63E-01		1.92E+00	1.4E-02	1.4E-01	4.1E-01				mg/L
Vanadium	7.14E-02		4.35E-01	1.6E-02	1.6E-01	4.9E-01				mg/L
Acrylonitrile	1.00E-02	2.42E-06	1.83E-02				4.1E-03	4.1E-02	4.1E-01	mg/L
Bis(2-ethylhexyl)phthalate	5.31E-03	1.15E-06	1.39E-02				4.6E-03	4.6E-02	4.6E-01	mg/L
Carbazole	8.66E-03	2.82E-06					3.1E-03	3.1E-02	3.1E-01	mg/L
Chrysene	6.00E-04	1.42E-06					4.2E-04	4.2E-03	4.2E-02	mg/L
PCB-1254	4.23E-04	8.10E-06	3.40E+00	1.2E-05	1.2E-04	3.7E-04	5.2E-05	5.2E-04	5.2E-03	mg/L
Polychlorinated biphenyl	1.00E-04	1.91E-06					5.2E-05	5.2E-04	5.2E-03	mg/L
Tetrachloroethene	2.00E-03	4.79E-06	3.10E-02				4.2E-04	4.2E-03	4.2E-02	mg/L
Vinyl chloride	1.00E-03	2.16E-06					4.6E-04	4.6E-03	4.6E-02	mg/L
----- AREA_CODE=i MEDIA=UCRS Groundwater -----										
Analyte	Representative concentration	Risk at medium	HIC	RGO at HI=0.1	RGO at HI=1	RGO at HI=3	RGO at ELCR=1E-06	RGO at ELCR=1E-05	RGO at ELCR=1E-04	Units
Antimony	1.45E-02		7.95E-01	1.8E-03	1.8E-02	5.5E-02				mg/L
Arsenic	6.63E-03	5.30E-06	4.68E-02				1.3E-03	1.3E-02	1.3E-01	mg/L
Cadmium	6.61E-03		5.64E-01	1.2E-03	1.2E-02	3.5E-02				mg/L
Chromium	2.86E-02		2.08E-01	1.4E-02	1.4E-01	4.1E-01				mg/L
Lead	5.74E-02		2.22E+03	2.6E-06	2.6E-05	7.7E-05				mg/L
Manganese	1.32E+00		3.31E-01	4.0E-01	4.0E+00	1.2E+01				mg/L
Vanadium	3.03E-01		1.85E+00	1.6E-02	1.6E-01	4.9E-01				mg/L

Table 8.2 Remedial goal options for the recreator (continued)

----- AREA_CODE=j MEDIA=McNairy Groundwater -----										
Analyte	Representative concentration	Risk at medium	HIC	RGO at HI=0.1	RGO at HI=1	RGO at HI=3	RGO at ELCR=1E-06	RGO at ELCR=1E-05	RGO at ELCR=1E-04	Units
Arsenic	8.54E-02	6.82E-05	6.03E-01	1.4E-02	1.4E-01	4.2E-01	1.3E-03	1.3E-02	1.3E-01	mg/L
Manganese	3.02E+00		7.55E-01	4.0E-01	4.0E+00	1.2E+01				mg/L
Molybdenum	3.15E-01		1.39E-01	2.3E-01	2.3E+00	6.8E+00				mg/L
----- AREA_CODE=j MEDIA=RGa Groundwater -----										
Analyte	Representative concentration	Risk at medium	HIC	RGO at HI=0.1	RGO at HI=1	RGO at HI=3	RGO at ELCR=1E-06	RGO at ELCR=1E-05	RGO at ELCR=1E-04	Units
Arsenic	4.29E-03	3.43E-06	3.03E-02				1.3E-03	1.3E-02	1.3E-01	mg/L
Manganese	2.36E+00		5.89E-01	4.0E-01	4.0E+00	1.2E+01				mg/L
Vanadium	9.53E-02		5.81E-01	1.6E-02	1.6E-01	4.9E-01				mg/L
----- AREA_CODE=k MEDIA=Other Groundwater -----										
Analyte	Representative concentration	Risk at medium	HIC	RGO at HI=0.1	RGO at HI=1	RGO at HI=3	RGO at ELCR=1E-06	RGO at ELCR=1E-05	RGO at ELCR=1E-04	Units
Antimony	5.23E-02		2.86E+00	1.8E-03	1.8E-02	5.5E-02				mg/L
Arsenic	2.70E-03	2.16E-06	1.91E-02				1.3E-03	1.3E-02	1.3E-01	mg/L
Beryllium	5.96E-03	3.23E-04	1.27E-01	4.7E-03	4.7E-02	1.4E-01	1.8E-05	1.8E-04	1.8E-03	mg/L
Cadmium	1.60E-02		1.37E+00	1.2E-03	1.2E-02	3.5E-02				mg/L
Chromium	2.70E-02		1.97E-01	1.4E-02	1.4E-01	4.1E-01				mg/L
Iron	1.62E+02		2.09E+00	7.7E+00	7.7E+01	2.3E+02				mg/L
Lead	1.53E-01		5.94E+03	2.6E-06	2.6E-05	7.7E-05				mg/L
Manganese	1.18E+01		2.94E+00	4.0E-01	4.0E+00	1.2E+01				mg/L
Vanadium	1.37E-01		8.35E-01	1.6E-02	1.6E-01	4.9E-01				mg/L
1,1-Dichloroethene	2.67E-02	2.14E-05	1.43E-02				1.3E-03	1.3E-02	1.3E-01	mg/L
Trichloroethene	3.25E-02	4.81E-06	2.46E-01	1.3E-02	1.3E-01	4.0E-01	6.8E-03	6.8E-02	6.8E-01	mg/L
Vinyl chloride	1.50E-02	3.23E-05					4.6E-04	4.6E-03	4.6E-02	mg/L
----- AREA_CODE=l MEDIA=McNairy Groundwater -----										
Analyte	Representative concentration	Risk at medium	HIC	RGO at HI=0.1	RGO at HI=1	RGO at HI=3	RGO at ELCR=1E-06	RGO at ELCR=1E-05	RGO at ELCR=1E-04	Units
Antimony	9.36E-02		5.12E+00	1.8E-03	1.8E-02	5.5E-02				mg/L
Trichloroethene	4.43E-01	6.56E-05	3.36E+00	1.3E-02	1.3E-01	4.0E-01	6.8E-03	6.8E-02	6.8E-01	mg/L

Table 8.2 Remedial goal options for the recreator (continued)

----- AREA_CODE=1 MEDIA=RGa Groundwater -----										
Analyte	Representative concentration	Risk at medium	HIC	RGO at HI=0.1	RGO at HI=1	RGO at HI=3	RGO at ELCR=1E-06	RGO at ELCR=1E-05	RGO at ELCR=1E-04	Units
Arsenic	3.25E-03	2.60E-06	2.30E-02				1.3E-03	1.3E-02	1.3E-01	mg/L
Beryllium	5.93E-03	3.22E-04	1.26E-01	4.7E-03	4.7E-02	1.4E-01	1.8E-05	1.8E-04	1.8E-03	mg/L
Cadmium	9.41E-03		8.03E-01	1.2E-03	1.2E-02	3.5E-02				mg/L
Chromium	5.67E-02		4.14E-01	1.4E-02	1.4E-01	4.1E-01				mg/L
Lead	4.95E-02		1.92E+03	2.6E-06	2.6E-05	7.7E-05				mg/L
Vanadium	4.46E-02		2.72E-01	1.6E-02	1.6E-01	4.9E-01				mg/L
1,1-Dichloroethene	6.50E-02	5.20E-05	3.47E-02				1.3E-03	1.3E-02	1.3E-01	mg/L
Carbon tetrachloride	1.60E-01	9.20E-05	3.47E+00	4.6E-03	4.6E-02	1.4E-01	1.7E-03	1.7E-02	1.7E-01	mg/L
Ethylbenzene	4.26E-01		1.40E-01	3.0E-01	3.0E+00	9.1E+00				mg/L
Tetrachloroethene	3.20E-01	7.67E-04	4.96E+00	6.5E-03	6.5E-02	1.9E-01	4.2E-04	4.2E-03	4.2E-02	mg/L
Trichloroethene	1.39E+01	2.06E-03	1.06E+02	1.3E-02	1.3E-01	4.0E-01	6.8E-03	6.8E-02	6.8E-01	mg/L
Vinyl chloride	4.55E+00	9.81E-03					4.6E-04	4.6E-03	4.6E-02	mg/L
cis-1,2-Dichloroethene	2.28E+00		1.20E+00	1.9E-01	1.9E+00	5.7E+00				mg/L
Radium-226	4.58E+01	3.17E-06					1.4E+01	1.4E+02	1.4E+03	pCi/L

----- AREA_CODE=1 MEDIA=UCRS Groundwater -----										
Analyte	Representative concentration	Risk at medium	HIC	RGO at HI=0.1	RGO at HI=1	RGO at HI=3	RGO at ELCR=1E-06	RGO at ELCR=1E-05	RGO at ELCR=1E-04	Units
Antimony	2.79E-02		1.53E+00	1.8E-03	1.8E-02	5.5E-02				mg/L
Arsenic	1.42E-02	1.14E-05	1.01E-01	1.4E-02	1.4E-01	4.2E-01	1.3E-03	1.3E-02	1.3E-01	mg/L
Beryllium	1.70E-03	9.23E-05	3.63E-02				1.8E-05	1.8E-04	1.8E-03	mg/L
Cadmium	7.88E-03		6.72E-01	1.2E-03	1.2E-02	3.5E-02				mg/L
Chromium	3.44E-02		2.51E-01	1.4E-02	1.4E-01	4.1E-01				mg/L
Lead	4.66E-02		1.81E+03	2.6E-06	2.6E-05	7.7E-05				mg/L
Manganese	5.24E-01		1.31E-01	4.0E-01	4.0E+00	1.2E+01				mg/L
Vanadium	7.75E-02		4.72E-01	1.6E-02	1.6E-01	4.9E-01				mg/L
1,1-Dichloroethene	2.00E-01	1.60E-04	1.07E-01	1.9E-01	1.9E+00	5.6E+00	1.3E-03	1.3E-02	1.3E-01	mg/L
Ethylbenzene	4.80E-01		1.58E-01	3.0E-01	3.0E+00	9.1E+00				mg/L
Trichloroethene	3.34E+01	4.94E-03	2.53E+02	1.3E-02	1.3E-01	4.0E-01	6.8E-03	6.8E-02	6.8E-01	mg/L
Vinyl chloride	5.00E+00	1.08E-02					4.6E-04	4.6E-03	4.6E-02	mg/L
cis-1,2-Dichloroethene	4.90E+00		2.58E+00	1.9E-01	1.9E+00	5.7E+00				mg/L

----- AREA_CODE=m MEDIA=McNairy Groundwater -----										
Analyte	Representative concentration	Risk at medium	HIC	RGO at HI=0.1	RGO at HI=1	RGO at HI=3	RGO at ELCR=1E-06	RGO at ELCR=1E-05	RGO at ELCR=1E-04	Units
Arsenic	5.64E-03	4.51E-06	3.98E-02				1.3E-03	1.3E-02	1.3E-01	mg/L

Table 8.2 Remedial goal options for the recreator (continued)

----- AREA_CODE=m MEDIA=McNairy Groundwater -----										
(continued)										
Analyte	Representative concentration	Risk at medium	HIC	RGO at HI=0.1	RGO at HI=1	RGO at HI=3	RGO at ELCR=1E-06	RGO at ELCR=1E-05	RGO at ELCR=1E-04	Units
Beryllium	6.81E-03	3.69E-04	1.45E-01	4.7E-03	4.7E-02	1.4E-01	1.8E-05	1.8E-04	1.8E-03	mg/L
Cadmium	1.85E-02		1.58E+00	1.2E-03	1.2E-02	3.5E-02				mg/L
Chromium	8.26E-02		6.03E-01	1.4E-02	1.4E-01	4.1E-01				mg/L
Iron	3.01E+01		3.89E-01	7.7E+00	7.7E+01	2.3E+02				mg/L
Manganese	4.80E-01		1.20E-01	4.0E-01	4.0E+00	1.2E+01				mg/L
Vanadium	1.50E-01		9.12E-01	1.6E-02	1.6E-01	4.9E-01				mg/L
----- AREA_CODE=m MEDIA=Other Groundwater -----										
Analyte	Representative concentration	Risk at medium	HIC	RGO at HI=0.1	RGO at HI=1	RGO at HI=3	RGO at ELCR=1E-06	RGO at ELCR=1E-05	RGO at ELCR=1E-04	Units
Antimony	3.58E-02		1.96E+00	1.8E-03	1.8E-02	5.5E-02				mg/L
Arsenic	2.65E-03	2.12E-06	1.87E-02				1.3E-03	1.3E-02	1.3E-01	mg/L
Beryllium	2.73E-03	1.48E-04	5.83E-02				1.8E-05	1.8E-04	1.8E-03	mg/L
Cadmium	1.60E-02		1.37E+00	1.2E-03	1.2E-02	3.5E-02				mg/L
Chromium	2.67E-02		1.94E-01	1.4E-02	1.4E-01	4.1E-01				mg/L
Iron	4.64E+01		6.00E-01	7.7E+00	7.7E+01	2.3E+02				mg/L
Lead	1.23E-01		4.75E+03	2.6E-06	2.6E-05	7.7E-05				mg/L
Manganese	3.98E+00		9.96E-01	4.0E-01	4.0E+00	1.2E+01				mg/L
Vanadium	1.09E-01		6.65E-01	1.6E-02	1.6E-01	4.9E-01				mg/L
1,1-Dichloroethene	2.64E-02	2.11E-05	1.41E-02				1.3E-03	1.3E-02	1.3E-01	mg/L
Trichloroethene	2.42E-02	3.59E-06	1.84E-01	1.3E-02	1.3E-01	4.0E-01	6.8E-03	6.8E-02	6.8E-01	mg/L
Vinyl chloride	1.50E-02	3.23E-05					4.6E-04	4.6E-03	4.6E-02	mg/L
----- AREA_CODE=m MEDIA=RGa Groundwater -----										
Analyte	Representative concentration	Risk at medium	HIC	RGO at HI=0.1	RGO at HI=1	RGO at HI=3	RGO at ELCR=1E-06	RGO at ELCR=1E-05	RGO at ELCR=1E-04	Units
Antimony	7.89E-02		4.32E+00	1.8E-03	1.8E-02	5.5E-02				mg/L
Arsenic	2.63E-03	2.10E-06	1.86E-02				1.3E-03	1.3E-02	1.3E-01	mg/L
Beryllium	7.16E-03	3.88E-04	1.53E-01	4.7E-03	4.7E-02	1.4E-01	1.8E-05	1.8E-04	1.8E-03	mg/L
Cadmium	1.00E-02		8.53E-01	1.2E-03	1.2E-02	3.5E-02				mg/L
Chromium	1.80E-01		1.32E+00	1.4E-02	1.4E-01	4.1E-01				mg/L
Lead	5.09E-02		1.97E+03	2.6E-06	2.6E-05	7.7E-05				mg/L
Vanadium	6.32E-02		3.85E-01	1.6E-02	1.6E-01	4.9E-01				mg/L
1,1-Dichloroethene	2.00E-02	1.60E-05	1.07E-02				1.3E-03	1.3E-02	1.3E-01	mg/L
Acrylonitrile	1.00E-02	2.42E-06	1.83E-02				4.1E-03	4.1E-02	4.1E-01	mg/L

Table 8.2 Remedial goal options for the recreator (continued)

----- AREA_CODE=m MEDIA=RGa Groundwater -----										
(continued)										
Analyte	Representative concentration	Risk at medium	HIC	RGO at HI=0.1	RGO at HI=1	RGO at HI=3	RGO at ELCR=1E-06	RGO at ELCR=1E-05	RGO at ELCR=1E-04	Units
Bis(2-ethylhexyl)phthalate	5.98E-03	1.30E-06	1.56E-02				4.6E-03	4.6E-02	4.6E-01	mg/L
Carbazole	1.15E-02	3.74E-06					3.1E-03	3.1E-02	3.1E-01	mg/L
Chrysene	6.00E-04	1.42E-06					4.2E-04	4.2E-03	4.2E-02	mg/L
PCB-1254	4.23E-04	8.10E-06	3.40E+00	1.2E-05	1.2E-04	3.7E-04	5.2E-05	5.2E-04	5.2E-03	mg/L
Polychlorinated biphenyl	1.00E-04	1.91E-06					5.2E-05	5.2E-04	5.2E-03	mg/L
Tetrachloroethene	2.00E-03	4.79E-06	3.10E-02				4.2E-04	4.2E-03	4.2E-02	mg/L
Trichloroethene	5.85E-01	8.65E-05	4.43E+00	1.3E-02	1.3E-01	4.0E-01	6.8E-03	6.8E-02	6.8E-01	mg/L
Vinyl chloride	1.00E-03	2.16E-06					4.6E-04	4.6E-03	4.6E-02	mg/L
----- AREA_CODE=m MEDIA=UCRS Groundwater -----										
Analyte	Representative concentration	Risk at medium	HIC	RGO at HI=0.1	RGO at HI=1	RGO at HI=3	RGO at ELCR=1E-06	RGO at ELCR=1E-05	RGO at ELCR=1E-04	Units
Antimony	5.75E-02		3.15E+00	1.8E-03	1.8E-02	5.5E-02				mg/L
Arsenic	4.01E-03	3.20E-06	2.83E-02				1.3E-03	1.3E-02	1.3E-01	mg/L
Cadmium	1.01E-02		8.61E-01	1.2E-03	1.2E-02	3.5E-02				mg/L
Chromium	2.95E-02		2.16E-01	1.4E-02	1.4E-01	4.1E-01				mg/L
Lead	5.14E-02		1.99E+03	2.6E-06	2.6E-05	7.7E-05				mg/L
Vanadium	2.27E-01		1.38E+00	1.6E-02	1.6E-01	4.9E-01				mg/L
----- AREA_CODE=n MEDIA=McNairy Groundwater -----										
Analyte	Representative concentration	Risk at medium	HIC	RGO at HI=0.1	RGO at HI=1	RGO at HI=3	RGO at ELCR=1E-06	RGO at ELCR=1E-05	RGO at ELCR=1E-04	Units
Antimony	8.17E-02		4.47E+00	1.8E-03	1.8E-02	5.5E-02				mg/L
Arsenic	4.68E-03	3.74E-06	3.30E-02				1.3E-03	1.3E-02	1.3E-01	mg/L
Beryllium	6.86E-03	3.72E-04	1.46E-01	4.7E-03	4.7E-02	1.4E-01	1.8E-05	1.8E-04	1.8E-03	mg/L
Cadmium	1.91E-02		1.63E+00	1.2E-03	1.2E-02	3.5E-02				mg/L
Chromium	3.19E-02		2.32E-01	1.4E-02	1.4E-01	4.1E-01				mg/L
Iron	8.94E+00		1.16E-01	7.7E+00	7.7E+01	2.3E+02				mg/L
Vanadium	1.19E-01		7.22E-01	1.6E-02	1.6E-01	4.9E-01				mg/L
Trichloroethene	1.67E-01	2.47E-05	1.26E+00	1.3E-02	1.3E-01	4.0E-01	6.8E-03	6.8E-02	6.8E-01	mg/L

Table 8.2 Remedial goal options for the recreator (continued)

----- AREA_CODE=n MEDIA=Other Groundwater -----										
Analyte	Representative concentration	Risk at medium	HIC	RGO at HI=0.1	RGO at HI=1	RGO at HI=3	RGO at ELCR=1E-06	RGO at ELCR=1E-05	RGO at ELCR=1E-04	Units
Antimony	3.58E-02		1.96E+00	1.8E-03	1.8E-02	5.5E-02				mg/L
Arsenic	2.65E-03	2.12E-06	1.87E-02				1.3E-03	1.3E-02	1.3E-01	mg/L
Beryllium	2.73E-03	1.48E-04	5.83E-02				1.8E-05	1.8E-04	1.8E-03	mg/L
Cadmium	1.60E-02		1.37E+00	1.2E-03	1.2E-02	3.5E-02				mg/L
Chromium	2.67E-02		1.94E-01	1.4E-02	1.4E-01	4.1E-01				mg/L
Iron	4.64E+01		6.00E-01	7.7E+00	7.7E+01	2.3E+02				mg/L
Lead	1.23E-01		4.75E+03	2.6E-06	2.6E-05	7.7E-05				mg/L
Manganese	3.98E+00		9.96E-01	4.0E-01	4.0E+00	1.2E+01				mg/L
Vanadium	1.09E-01		6.65E-01	1.6E-02	1.6E-01	4.9E-01				mg/L
1,1-Dichloroethene	2.60E-02	2.08E-05	1.39E-02				1.3E-03	1.3E-02	1.3E-01	mg/L
Trichloroethene	2.41E-02	3.56E-06	1.82E-01	1.3E-02	1.3E-01	4.0E-01	6.8E-03	6.8E-02	6.8E-01	mg/L
Vinyl chloride	1.50E-02	3.23E-05					4.6E-04	4.6E-03	4.6E-02	mg/L

----- AREA_CODE=n MEDIA=RGa Groundwater -----										
Analyte	Representative concentration	Risk at medium	HIC	RGO at HI=0.1	RGO at HI=1	RGO at HI=3	RGO at ELCR=1E-06	RGO at ELCR=1E-05	RGO at ELCR=1E-04	Units
Antimony	7.68E-02		4.20E+00	1.8E-03	1.8E-02	5.5E-02				mg/L
Arsenic	2.87E-03	2.29E-06	2.03E-02				1.3E-03	1.3E-02	1.3E-01	mg/L
Beryllium	6.75E-03	3.66E-04	1.44E-01	4.7E-03	4.7E-02	1.4E-01	1.8E-05	1.8E-04	1.8E-03	mg/L
Cadmium	9.50E-03		8.11E-01	1.2E-03	1.2E-02	3.5E-02				mg/L
Chromium	1.23E-01		8.96E-01	1.4E-02	1.4E-01	4.1E-01				mg/L
Lead	4.93E-02		1.91E+03	2.6E-06	2.6E-05	7.7E-05				mg/L
Vanadium	5.83E-02		3.56E-01	1.6E-02	1.6E-01	4.9E-01				mg/L
1,1-Dichloroethene	6.50E-02	5.20E-05	3.47E-02				1.3E-03	1.3E-02	1.3E-01	mg/L
Acrylonitrile	1.00E-02	2.42E-06	1.83E-02				4.1E-03	4.1E-02	4.1E-01	mg/L
Bis(2-ethylhexyl)phthalate	5.42E-03	1.17E-06	1.42E-02				4.6E-03	4.6E-02	4.6E-01	mg/L
Carbazole	5.77E-03	1.88E-06					3.1E-03	3.1E-02	3.1E-01	mg/L
Carbon tetrachloride	1.60E-01	9.20E-05	3.47E+00	4.6E-03	4.6E-02	1.4E-01	1.7E-03	1.7E-02	1.7E-01	mg/L
Chrysene	6.00E-04	1.42E-06					4.2E-04	4.2E-03	4.2E-02	mg/L
PCB-1254	4.47E-04	8.55E-06	3.59E+00	1.2E-05	1.2E-04	3.7E-04	5.2E-05	5.2E-04	5.2E-03	mg/L
Polychlorinated biphenyl	1.00E-04	1.91E-06					5.2E-05	5.2E-04	5.2E-03	mg/L
Tetrachloroethene	3.20E-01	7.67E-04	4.96E+00	6.5E-03	6.5E-02	1.9E-01	4.2E-04	4.2E-03	4.2E-02	mg/L
Trichloroethene	6.71E+00	9.93E-04	5.08E+01	1.3E-02	1.3E-01	4.0E-01	6.8E-03	6.8E-02	6.8E-01	mg/L
Vinyl chloride	1.75E+00	3.77E-03					4.6E-04	4.6E-03	4.6E-02	mg/L
cis-1,2-Dichloroethene	9.27E-01		4.88E-01	1.9E-01	1.9E+00	5.7E+00				mg/L
Radium-226	2.86E+01	1.98E-06					1.4E+01	1.4E+02	1.4E+03	pCi/L

Table 8.2 Remedial goal options for the recreator (continued)

----- AREA_CODE=n MEDIA=UCRS Groundwater -----										
Analyte	Representative concentration	Risk at medium	HIC	RGO at HI=0.1	RGO at HI=1	RGO at HI=3	RGO at ELCR=1E-06	RGO at ELCR=1E-05	RGO at ELCR=1E-04	Units
Antimony	4.97E-02		2.72E+00	1.8E-03	1.8E-02	5.5E-02				mg/L
Arsenic	1.21E-02	9.70E-06	8.57E-02				1.3E-03	1.3E-02	1.3E-01	mg/L
Beryllium	1.70E-03	9.23E-05	3.63E-02				1.8E-05	1.8E-04	1.8E-03	mg/L
Cadmium	8.02E-03		6.85E-01	1.2E-03	1.2E-02	3.5E-02				mg/L
Chromium	3.31E-02		2.41E-01	1.4E-02	1.4E-01	4.1E-01				mg/L
Lead	4.82E-02		1.87E+03	2.6E-06	2.6E-05	7.7E-05				mg/L
Manganese	7.92E-01		1.98E-01	4.0E-01	4.0E+00	1.2E+01				mg/L
Vanadium	8.05E-02		4.91E-01	1.6E-02	1.6E-01	4.9E-01				mg/L
1,1-Dichloroethene	2.00E-01	1.60E-04	1.07E-01	1.9E-01	1.9E+00	5.6E+00	1.3E-03	1.3E-02	1.3E-01	mg/L
Ethylbenzene	3.39E-01		1.11E-01	3.0E-01	3.0E+00	9.1E+00				mg/L
Trichloroethene	2.52E+01	3.72E-03	1.91E+02	1.3E-02	1.3E-01	4.0E-01	6.8E-03	6.8E-02	6.8E-01	mg/L
Vinyl chloride	5.00E+00	1.08E-02					4.6E-04	4.6E-03	4.6E-02	mg/L
cis-1,2-Dichloroethene	3.84E+00		2.02E+00	1.9E-01	1.9E+00	5.7E+00				mg/L

Table 8.3 Remedial goal options for the resident

----- AREA_CODE=a MEDIA=RGa Groundwater -----

Analyte	Representative concentration	Risk at medium	HIC	RGO at HI=0.1	RGO at HI=1	RGO at HI=3	RGO at ELCR=1E-06	RGO at ELCR=1E-05	RGO at ELCR=1E-04	Units
Arsenic	3.56E-03	1.02E-04	7.86E-01	4.5E-04	4.5E-03	1.4E-02	3.5E-05	3.5E-04	3.5E-03	mg/L
Barium	1.37E-01		1.32E-01	1.0E-01	1.0E+00	3.1E+00				mg/L
Chromium	4.44E-02		1.05E+00	4.2E-03	4.2E-02	1.3E-01				mg/L
Fluoride	3.08E-01		3.40E-01	9.1E-02	9.1E-01	2.7E+00				mg/L
Iron	2.19E+00		4.87E-01	4.5E-01	4.5E+00	1.3E+01				mg/L
Manganese	1.58E-01		2.35E-01	6.7E-02	6.7E-01	2.0E+00				mg/L
Vanadium	1.48E-01		1.60E+00	9.3E-03	9.3E-02	2.8E-01				mg/L
1,1-Dichloroethene	2.40E-02	2.58E-03	1.32E+00	1.8E-03	1.8E-02	5.5E-02	9.3E-06	9.3E-05	9.3E-04	mg/L
Carbon tetrachloride	1.40E-01	9.60E-04	1.19E+02	1.2E-04	1.2E-03	3.5E-03	1.5E-04	1.5E-03	1.5E-02	mg/L
Chloroform	2.00E-03	1.32E-05	9.97E-02				1.5E-04	1.5E-03	1.5E-02	mg/L
Tetrachloroethene	2.30E-01	4.07E-04	2.91E+00	7.9E-03	7.9E-02	2.4E-01	5.7E-04	5.7E-03	5.7E-02	mg/L
Trichloroethene	4.60E+02	3.34E-01	3.87E+04	1.2E-03	1.2E-02	3.6E-02	1.4E-03	1.4E-02	1.4E-01	mg/L
cis-1,2-Dichloroethene	1.02E-01		5.07E+00	2.0E-03	2.0E-02	6.1E-02				mg/L
trans-1,2-Dichloroethene	1.50E-01		3.72E+00	4.0E-03	4.0E-02	1.2E-01				mg/L
Cesium-137	1.29E+01	1.06E-05					1.2E+00	1.2E+01	1.2E+02	pCi/L
Neptunium-237	6.14E+00	4.77E-05					1.3E-01	1.3E+00	1.3E+01	pCi/L
Technetium-99	7.92E+02	2.87E-05					2.8E+01	2.8E+02	2.8E+03	pCi/L

----- AREA_CODE=a MEDIA=UCRS Groundwater -----

Analyte	Representative concentration	Risk at medium	HIC	RGO at HI=0.1	RGO at HI=1	RGO at HI=3	RGO at ELCR=1E-06	RGO at ELCR=1E-05	RGO at ELCR=1E-04	Units
Aluminum	2.27E+00		1.53E-01	1.5E+00	1.5E+01	4.5E+01				mg/L
Antimony	2.79E-02		4.94E+00	5.6E-04	5.6E-03	1.7E-02				mg/L
Arsenic	2.77E-03	7.91E-05	6.12E-01	4.5E-04	4.5E-03	1.4E-02	3.5E-05	3.5E-04	3.5E-03	mg/L
Beryllium	5.56E-04	5.31E-05	2.10E-02				1.0E-05	1.0E-04	1.0E-03	mg/L
Chromium	1.42E-02		3.36E-01	4.2E-03	4.2E-02	1.3E-01				mg/L
Iron	3.37E+00		7.49E-01	4.5E-01	4.5E+00	1.3E+01				mg/L
Lead	6.90E-02		4.61E+04	1.5E-07	1.5E-06	4.5E-06				mg/L
Nickel	9.07E-02		3.01E-01	3.0E-02	3.0E-01	9.0E-01				mg/L
Uranium	1.60E-02		3.53E-01	4.5E-03	4.5E-02	1.4E-01				mg/L
Vanadium	9.53E-02		1.03E+00	9.3E-03	9.3E-02	2.8E-01				mg/L
1,1-Dichloroethene	1.60E-03	1.72E-04	8.81E-02				9.3E-06	9.3E-05	9.3E-04	mg/L
Chloroform	1.30E-02	8.57E-05	6.48E-01	2.0E-03	2.0E-02	6.0E-02	1.5E-04	1.5E-03	1.5E-02	mg/L
Trichloroethene	8.30E+01	6.02E-02	6.98E+03	1.2E-03	1.2E-02	3.6E-02	1.4E-03	1.4E-02	1.4E-01	mg/L
cis-1,2-Dichloroethene	1.30E-01		6.44E+00	2.0E-03	2.0E-02	6.1E-02				mg/L
trans-1,2-Dichloroethene	4.32E-02		1.07E+00	4.0E-03	4.0E-02	1.2E-01				mg/L
Neptunium-237	9.00E-01	6.99E-06					1.3E-01	1.3E+00	1.3E+01	pCi/L
Radon-222	4.61E+02	3.37E-04					1.4E+00	1.4E+01	1.4E+02	pCi/L
Technetium-99	7.20E+01	2.61E-06					2.8E+01	2.8E+02	2.8E+03	pCi/L

Table 8.3 Remedial goal options for the resident (continued)

----- AREA_CODE=b MEDIA=McNairy Groundwater -----										
Analyte	Representative concentration	Risk at medium	HIC	RGO at HI=0.1	RGO at HI=1	RGO at HI=3	RGO at ELCR=1E-06	RGO at ELCR=1E-05	RGO at ELCR=1E-04	Units
Antimony	1.07E-01		1.90E+01	5.6E-04	5.6E-03	1.7E-02				mg/L
Trichloroethene	6.00E-01	4.35E-04	5.04E+01	1.2E-03	1.2E-02	3.6E-02	1.4E-03	1.4E-02	1.4E-01	mg/L
Technetium-99	1.26E+02	4.57E-06					2.8E+01	2.8E+02	2.8E+03	pCi/L
----- AREA_CODE=b MEDIA=RGa Groundwater -----										
Analyte	Representative concentration	Risk at medium	HIC	RGO at HI=0.1	RGO at HI=1	RGO at HI=3	RGO at ELCR=1E-06	RGO at ELCR=1E-05	RGO at ELCR=1E-04	Units
Aluminum	1.53E+00		1.02E-01	1.5E+00	1.5E+01	4.5E+01				mg/L
Arsenic	3.34E-03	9.56E-05	7.40E-01	4.5E-04	4.5E-03	1.4E-02	3.5E-05	3.5E-04	3.5E-03	mg/L
Barium	2.18E-01		2.10E-01	1.0E-01	1.0E+00	3.1E+00				mg/L
Beryllium	6.43E-03	6.14E-04	2.43E-01	2.6E-03	2.6E-02	7.9E-02	1.0E-05	1.0E-04	1.0E-03	mg/L
Cadmium	8.67E-03		1.31E+00	6.6E-04	6.6E-03	2.0E-02				mg/L
Chromium	3.42E-02		8.08E-01	4.2E-03	4.2E-02	1.3E-01				mg/L
Fluoride	1.56E-01		1.72E-01	9.1E-02	9.1E-01	2.7E+00				mg/L
Iron	5.09E+00		1.13E+00	4.5E-01	4.5E+00	1.3E+01				mg/L
Lead	4.13E-02		2.76E+04	1.5E-07	1.5E-06	4.5E-06				mg/L
Manganese	3.98E-01		5.93E-01	6.7E-02	6.7E-01	2.0E+00				mg/L
Uranium	6.27E-03		1.38E-01	4.5E-03	4.5E-02	1.4E-01				mg/L
Vanadium	4.00E-02		4.32E-01	9.3E-03	9.3E-02	2.8E-01				mg/L
1,1,2-Trichloroethane	2.00E-03	1.13E-05	2.48E-01	8.1E-04	8.1E-03	2.4E-02	1.8E-04	1.8E-03	1.8E-02	mg/L
1,1-Dichloroethene	1.30E-03	1.40E-04	7.15E-02				9.3E-06	9.3E-05	9.3E-04	mg/L
1,2-Dichloroethane	1.10E-03	9.91E-06	1.65E-01	6.7E-04	6.7E-03	2.0E-02	1.1E-04	1.1E-03	1.1E-02	mg/L
Carbon tetrachloride	1.60E-02	1.09E-04	1.36E+01	1.2E-04	1.2E-03	3.5E-03	1.5E-04	1.5E-03	1.5E-02	mg/L
Chlorobenzene	2.00E-03		1.58E-01	1.3E-03	1.3E-02	3.8E-02				mg/L
Chloroform	1.40E-02	9.22E-05	6.98E-01	2.0E-03	2.0E-02	6.0E-02	1.5E-04	1.5E-03	1.5E-02	mg/L
Tetrachloroethene	3.20E-01	5.66E-04	4.04E+00	7.9E-03	7.9E-02	2.4E-01	5.7E-04	5.7E-03	5.7E-02	mg/L
Trichloroethene	2.44E+00	1.77E-03	2.05E+02	1.2E-03	1.2E-02	3.6E-02	1.4E-03	1.4E-02	1.4E-01	mg/L
Vinyl chloride	1.13E+00	6.84E-02					1.7E-05	1.7E-04	1.7E-03	mg/L
cis-1,2-Dichloroethene	6.52E-01		3.23E+01	2.0E-03	2.0E-02	6.1E-02				mg/L
Americium-241	6.80E-01	5.78E-06					1.2E-01	1.2E+00	1.2E+01	pCi/L
Radium-226	6.66E+01	5.11E-04					1.3E-01	1.3E+00	1.3E+01	pCi/L
Radon-222	2.42E+02	1.77E-04					1.4E+00	1.4E+01	1.4E+02	pCi/L
Technetium-99	4.14E+02	1.50E-05					2.8E+01	2.8E+02	2.8E+03	pCi/L
Uranium-234	3.33E+00	3.82E-06					8.7E-01	8.7E+00	8.7E+01	pCi/L
Uranium-238	3.46E+01	5.56E-05					6.2E-01	6.2E+00	6.2E+01	pCi/L

Table 8.3 Remedial goal options for the resident (continued)

----- AREA_CODE=b MEDIA=UCRS Groundwater -----										
Analyte	Representative concentration	Risk at medium	HIC	RGO at HI=0.1	RGO at HI=1	RGO at HI=3	RGO at ELCR=1E-06	RGO at ELCR=1E-05	RGO at ELCR=1E-04	Units
Aluminum	2.51E+00		1.68E-01	1.5E+00	1.5E+01	4.5E+01				mg/L
Arsenic	1.81E-02	5.19E-04	4.01E+00	4.5E-04	4.5E-03	1.4E-02	3.5E-05	3.5E-04	3.5E-03	mg/L
Barium	1.75E-01		1.68E-01	1.0E-01	1.0E+00	3.1E+00				mg/L
Beryllium	4.00E-04	3.82E-05	1.51E-02				1.0E-05	1.0E-04	1.0E-03	mg/L
Cadmium	6.40E-03		9.68E-01	6.6E-04	6.6E-03	2.0E-02				mg/L
Chromium	3.73E-02		8.81E-01	4.2E-03	4.2E-02	1.3E-01				mg/L
Fluoride	2.59E-01		2.86E-01	9.1E-02	9.1E-01	2.7E+00				mg/L
Iron	3.28E+00		7.31E-01	4.5E-01	4.5E+00	1.3E+01				mg/L
Lead	1.80E-03		1.20E+03	1.5E-07	1.5E-06	4.5E-06				mg/L
Manganese	2.54E-01		3.78E-01	6.7E-02	6.7E-01	2.0E+00				mg/L
Molybdenum	1.00E-02		1.33E-01	7.5E-03	7.5E-02	2.3E-01				mg/L
Nickel	3.12E-01		1.04E+00	3.0E-02	3.0E-01	9.0E-01				mg/L
Uranium	7.56E-03		1.67E-01	4.5E-03	4.5E-02	1.4E-01				mg/L
Vanadium	9.78E-02		1.06E+00	9.3E-03	9.3E-02	2.8E-01				mg/L
1,1-Dichloroethene	2.60E-03	2.79E-04	1.43E-01	1.8E-03	1.8E-02	5.5E-02	9.3E-06	9.3E-05	9.3E-04	mg/L
1,2-Dichloroethene	8.38E-03		4.61E-01	1.8E-03	1.8E-02	5.5E-02				mg/L
Benzene	7.80E-03	2.25E-05	1.95E+00	4.0E-04	4.0E-03	1.2E-02	3.5E-04	3.5E-03	3.5E-02	mg/L
Trichloroethene	2.85E+01	2.06E-02	2.39E+03	1.2E-03	1.2E-02	3.6E-02	1.4E-03	1.4E-02	1.4E-01	mg/L
Vinyl chloride	8.99E-02	5.43E-03					1.7E-05	1.7E-04	1.7E-03	mg/L
cis-1,2-Dichloroethene	1.12E+00		5.54E+01	2.0E-03	2.0E-02	6.1E-02				mg/L
trans-1,2-Dichloroethene	5.10E-03		1.26E-01	4.0E-03	4.0E-02	1.2E-01				mg/L
Americium-241	3.40E-01	2.89E-06					1.2E-01	1.2E+00	1.2E+01	pCi/L
Plutonium-239	2.72E-01	2.23E-06					1.2E-01	1.2E+00	1.2E+01	pCi/L
Radium-226	4.59E-01	3.52E-06					1.3E-01	1.3E+00	1.3E+01	pCi/L
Radon-222	1.04E+03	7.60E-04					1.4E+00	1.4E+01	1.4E+02	pCi/L
Technetium-99	2.31E+02	8.36E-06					2.8E+01	2.8E+02	2.8E+03	pCi/L
Uranium-234	4.10E+00	4.72E-06					8.7E-01	8.7E+00	8.7E+01	pCi/L
Uranium-238	3.48E+01	5.59E-05					6.2E-01	6.2E+00	6.2E+01	pCi/L

----- AREA_CODE=c MEDIA=RGa Groundwater -----										
Analyte	Representative concentration	Risk at medium	HIC	RGO at HI=0.1	RGO at HI=1	RGO at HI=3	RGO at ELCR=1E-06	RGO at ELCR=1E-05	RGO at ELCR=1E-04	Units
Aluminum	3.75E+00		2.51E-01	1.5E+00	1.5E+01	4.5E+01				mg/L
Barium	1.15E-01		1.11E-01	1.0E-01	1.0E+00	3.1E+00				mg/L
Chromium	2.09E-01		4.94E+00	4.2E-03	4.2E-02	1.3E-01				mg/L
Iron	6.75E+00		1.50E+00	4.5E-01	4.5E+00	1.3E+01				mg/L
Manganese	3.00E-01		4.48E-01	6.7E-02	6.7E-01	2.0E+00				mg/L
Molybdenum	3.71E-02		4.93E-01	7.5E-03	7.5E-02	2.3E-01				mg/L
1,1-Dichloroethene	9.19E-03	9.86E-04	5.06E-01	1.8E-03	1.8E-02	5.5E-02	9.3E-06	9.3E-05	9.3E-04	mg/L

Table 8.3 Remedial goal options for the resident (continued)

----- AREA_CODE=c MEDIA=RGA Groundwater -----										
(continued)										
Analyte	Representative concentration	Risk at medium	HIC	RGO at HI=0.1	RGO at HI=1	RGO at HI=3	RGO at ELCR=1E-06	RGO at ELCR=1E-05	RGO at ELCR=1E-04	Units
Chloroform	5.00E-03	3.29E-05	2.49E-01	2.0E-03	2.0E-02	6.0E-02	1.5E-04	1.5E-03	1.5E-02	mg/L
Trichloroethene	4.17E-01	3.03E-04	3.51E+01	1.2E-03	1.2E-02	3.6E-02	1.4E-03	1.4E-02	1.4E-01	mg/L
cis-1,2-Dichloroethene	6.19E-03		3.06E-01	2.0E-03	2.0E-02	6.1E-02				mg/L
Radon-222	1.45E+03	1.06E-03					1.4E+00	1.4E+01	1.4E+02	pCi/L
Technetium-99	2.27E+02	8.22E-06					2.8E+01	2.8E+02	2.8E+03	pCi/L

----- AREA_CODE=c MEDIA=UCRS Groundwater -----										
Analyte	Representative concentration	Risk at medium	HIC	RGO at HI=0.1	RGO at HI=1	RGO at HI=3	RGO at ELCR=1E-06	RGO at ELCR=1E-05	RGO at ELCR=1E-04	Units
Aluminum	1.83E+00		1.23E-01	1.5E+00	1.5E+01	4.5E+01				mg/L
Iron	1.90E+00		4.23E-01	4.5E-01	4.5E+00	1.3E+01				mg/L
Manganese	1.31E-01		1.96E-01	6.7E-02	6.7E-01	2.0E+00				mg/L
Vanadium	3.33E-02		3.59E-01	9.3E-03	9.3E-02	2.8E-01				mg/L
Benzene	1.00E-03	2.89E-06	2.50E-01	4.0E-04	4.0E-03	1.2E-02	3.5E-04	3.5E-03	3.5E-02	mg/L
Chloroform	1.20E-02	7.90E-05	5.98E-01	2.0E-03	2.0E-02	6.0E-02	1.5E-04	1.5E-03	1.5E-02	mg/L
Trichloroethene	2.77E-03	2.01E-06	2.33E-01	1.2E-03	1.2E-02	3.6E-02	1.4E-03	1.4E-02	1.4E-01	mg/L
Technetium-99	5.90E+01	2.14E-06					2.8E+01	2.8E+02	2.8E+03	pCi/L

----- AREA_CODE=d MEDIA=McNairy Groundwater -----										
Analyte	Representative concentration	Risk at medium	HIC	RGO at HI=0.1	RGO at HI=1	RGO at HI=3	RGO at ELCR=1E-06	RGO at ELCR=1E-05	RGO at ELCR=1E-04	Units
Trichloroethene	1.68E-03	1.22E-06	1.41E-01				1.4E-03	1.4E-02	1.4E-01	mg/L

----- AREA_CODE=d MEDIA=Other Groundwater -----										
Analyte	Representative concentration	Risk at medium	HIC	RGO at HI=0.1	RGO at HI=1	RGO at HI=3	RGO at ELCR=1E-06	RGO at ELCR=1E-05	RGO at ELCR=1E-04	Units
Methylene chloride	5.00E-03	1.37E-06	8.05E-03				3.6E-03	3.6E-02	3.6E-01	mg/L

Table 8.3 Remedial goal options for the resident (continued)

----- AREA_CODE=d MEDIA=RGa Groundwater -----										
Analyte	Representative concentration	Risk at medium	HIC	RGO at HI=0.1	RGO at HI=1	RGO at HI=3	RGO at ELCR=1E-06	RGO at ELCR=1E-05	RGO at ELCR=1E-04	Units
Arsenic	3.98E-03	1.14E-04	8.81E-01	4.5E-04	4.5E-03	1.4E-02	3.5E-05	3.5E-04	3.5E-03	mg/L
Barium	2.49E-01		2.40E-01	1.0E-01	1.0E+00	3.1E+00				mg/L
Chromium	3.50E-02		8.28E-01	4.2E-03	4.2E-02	1.3E-01				mg/L
Fluoride	1.60E-01		1.77E-01	9.1E-02	9.1E-01	2.7E+00				mg/L
Iron	2.03E+00		4.53E-01	4.5E-01	4.5E+00	1.3E+01				mg/L
Lead	6.73E-02		4.49E+04	1.5E-07	1.5E-06	4.5E-06				mg/L
Manganese	1.16E+00		1.73E+00	6.7E-02	6.7E-01	2.0E+00				mg/L
Vanadium	6.29E-02		6.80E-01	9.3E-03	9.3E-02	2.8E-01				mg/L
Methylene chloride	4.13E-02	1.14E-05	6.65E-02				3.6E-03	3.6E-02	3.6E-01	mg/L
Tetrachloroethene	5.00E-03	8.84E-06	6.32E-02				5.7E-04	5.7E-03	5.7E-02	mg/L
Trichloroethene	8.55E-01	6.20E-04	7.19E+01	1.2E-03	1.2E-02	3.6E-02	1.4E-03	1.4E-02	1.4E-01	mg/L
cis-1,2-Dichloroethene	2.90E-02		1.44E+00	2.0E-03	2.0E-02	6.1E-02				mg/L
Americium-241	5.00E-01	4.25E-06					1.2E-01	1.2E+00	1.2E+01	pCi/L
Cesium-137	2.07E+01	1.69E-05					1.2E+00	1.2E+01	1.2E+02	pCi/L
Radium-226	8.00E-01	6.14E-06					1.3E-01	1.3E+00	1.3E+01	pCi/L
Radon-222	7.53E+02	5.50E-04					1.4E+00	1.4E+01	1.4E+02	pCi/L
Uranium-234	1.14E+00	1.31E-06					8.7E-01	8.7E+00	8.7E+01	pCi/L
Uranium-238	1.58E+00	2.54E-06					6.2E-01	6.2E+00	6.2E+01	pCi/L

----- AREA_CODE=d MEDIA=UCRS Groundwater -----										
Analyte	Representative concentration	Risk at medium	HIC	RGO at HI=0.1	RGO at HI=1	RGO at HI=3	RGO at ELCR=1E-06	RGO at ELCR=1E-05	RGO at ELCR=1E-04	Units
Aluminum	4.68E+00		3.14E-01	1.5E+00	1.5E+01	4.5E+01				mg/L
Antimony	2.57E-02		4.55E+00	5.6E-04	5.6E-03	1.7E-02				mg/L
Arsenic	3.68E-03	1.05E-04	8.14E-01	4.5E-04	4.5E-03	1.4E-02	3.5E-05	3.5E-04	3.5E-03	mg/L
Barium	2.55E-01		2.46E-01	1.0E-01	1.0E+00	3.1E+00				mg/L
Beryllium	1.70E-03	1.62E-04	6.43E-02				1.0E-05	1.0E-04	1.0E-03	mg/L
Cadmium	1.20E-02		1.82E+00	6.6E-04	6.6E-03	2.0E-02				mg/L
Chromium	2.82E-02		6.66E-01	4.2E-03	4.2E-02	1.3E-01				mg/L
Fluoride	2.20E-01		2.43E-01	9.1E-02	9.1E-01	2.7E+00				mg/L
Iron	7.54E+01		1.68E+01	4.5E-01	4.5E+00	1.3E+01				mg/L
Lead	3.45E-02		2.31E+04	1.5E-07	1.5E-06	4.5E-06				mg/L
Manganese	2.70E+01		4.02E+01	6.7E-02	6.7E-01	2.0E+00				mg/L
Nickel	3.43E-02		1.14E-01	3.0E-02	3.0E-01	9.0E-01				mg/L
Nitrate/Nitrite	3.94E+00		1.63E-01	2.4E+00	2.4E+01	7.2E+01				mg/L
Strontium	1.29E+00		1.43E-01	9.0E-01	9.0E+00	2.7E+01				mg/L
Uranium	3.41E-02		7.52E-01	4.5E-03	4.5E-02	1.4E-01				mg/L
Vanadium	1.92E-01		2.07E+00	9.3E-03	9.3E-02	2.8E-01				mg/L
1,1-Dichloroethene	1.50E-02	1.61E-03	8.28E-01	1.8E-03	1.8E-02	5.5E-02	9.3E-06	9.3E-05	9.3E-04	mg/L

Table 8.3 Remedial goal options for the resident (continued)

----- AREA_CODE=d MEDIA=UCRS Groundwater -----
(continued)

Analyte	Representative concentration	Risk at medium	HIC	RGO at HI=0.1	RGO at HI=1	RGO at HI=3	RGO at ELCR=1E-06	RGO at ELCR=1E-05	RGO at ELCR=1E-04	Units
1,2-Dichloroethane	2.00E-03	1.80E-05	3.00E-01	6.7E-04	6.7E-03	2.0E-02	1.1E-04	1.1E-03	1.1E-02	mg/L
1,2-Dichloroethene	2.50E-03		1.37E-01	1.8E-03	1.8E-02	5.5E-02				mg/L
Benzene	5.00E-03	1.44E-05	1.25E+00	4.0E-04	4.0E-03	1.2E-02	3.5E-04	3.5E-03	3.5E-02	mg/L
Ethylbenzene	9.89E-02		2.21E-01	4.5E-02	4.5E-01	1.3E+00				mg/L
Methylene chloride	6.07E-03	1.67E-06	9.77E-03				3.6E-03	3.6E-02	3.6E-01	mg/L
Naphthalene	7.28E-03		3.66E+00	2.0E-04	2.0E-03	6.0E-03				mg/L
Trichloroethene	4.99E+00	3.62E-03	4.20E+02	1.2E-03	1.2E-02	3.6E-02	1.4E-03	1.4E-02	1.4E-01	mg/L
cis-1,2-Dichloroethene	7.37E-03		3.65E-01	2.0E-03	2.0E-02	6.1E-02				mg/L
Neptunium-237	2.37E+00	1.84E-05					1.3E-01	1.3E+00	1.3E+01	pCi/L
Radon-222	4.53E+02	3.31E-04					1.4E+00	1.4E+01	1.4E+02	pCi/L
Techneium-99	1.19E+02	4.32E-06					2.8E+01	2.8E+02	2.8E+03	pCi/L
Thorium-228	6.40E-01	3.83E-06					1.7E-01	1.7E+00	1.7E+01	pCi/L
Uranium-234	1.20E+01	1.38E-05					8.7E-01	8.7E+00	8.7E+01	pCi/L
Uranium-235	1.22E+00	1.49E-06					8.2E-01	8.2E+00	8.2E+01	pCi/L
Uranium-238	2.67E+01	4.29E-05					6.2E-01	6.2E+00	6.2E+01	pCi/L

----- AREA_CODE=e MEDIA=McNairy Groundwater -----

Analyte	Representative concentration	Risk at medium	HIC	RGO at HI=0.1	RGO at HI=1	RGO at HI=3	RGO at ELCR=1E-06	RGO at ELCR=1E-05	RGO at ELCR=1E-04	Units
Arsenic	1.45E-02	4.14E-04	3.21E+00	4.5E-04	4.5E-03	1.4E-02	3.5E-05	3.5E-04	3.5E-03	mg/L
Barium	2.79E-01		2.69E-01	1.0E-01	1.0E+00	3.1E+00				mg/L
Beryllium	1.02E-02	9.75E-04	3.86E-01	2.6E-03	2.6E-02	7.9E-02	1.0E-05	1.0E-04	1.0E-03	mg/L
Cadmium	2.10E-02		3.18E+00	6.6E-04	6.6E-03	2.0E-02				mg/L
Chromium	1.22E-01		2.89E+00	4.2E-03	4.2E-02	1.3E-01				mg/L
Fluoride	3.06E-01		3.37E-01	9.1E-02	9.1E-01	2.7E+00				mg/L
Iron	1.49E+01		3.33E+00	4.5E-01	4.5E+00	1.3E+01				mg/L
Manganese	5.03E-01		7.49E-01	6.7E-02	6.7E-01	2.0E+00				mg/L
Nickel	5.28E-02		1.76E-01	3.0E-02	3.0E-01	9.0E-01				mg/L
Uranium	4.97E-03		1.10E-01	4.5E-03	4.5E-02	1.4E-01				mg/L
Vanadium	4.53E-01		4.89E+00	9.3E-03	9.3E-02	2.8E-01				mg/L
Trichloroethene	1.85E-03	1.34E-06	1.56E-01	1.2E-03	1.2E-02	3.6E-02	1.4E-03	1.4E-02	1.4E-01	mg/L
Radon-222	2.77E+02	2.02E-04					1.4E+00	1.4E+01	1.4E+02	pCi/L

Table 8.3 Remedial goal options for the resident (continued)

----- AREA_CODE=e MEDIA=RGa Groundwater -----										
Analyte	Representative concentration	Risk at medium	HIC	RGO at HI=0.1	RGO at HI=1	RGO at HI=3	RGO at ELCR=1E-06	RGO at ELCR=1E-05	RGO at ELCR=1E-04	Units
Arsenic	2.52E-03	7.19E-05	5.57E-01	4.5E-04	4.5E-03	1.4E-02	3.5E-05	3.5E-04	3.5E-03	mg/L
Barium	1.86E-01		1.79E-01	1.0E-01	1.0E+00	3.1E+00				mg/L
Beryllium	5.98E-03	5.71E-04	2.26E-01	2.6E-03	2.6E-02	7.9E-02	1.0E-05	1.0E-04	1.0E-03	mg/L
Cadmium	1.61E-02		2.44E+00	6.6E-04	6.6E-03	2.0E-02				mg/L
Fluoride	1.58E-01		1.74E-01	9.1E-02	9.1E-01	2.7E+00				mg/L
Iron	2.81E+00		6.26E-01	4.5E-01	4.5E+00	1.3E+01				mg/L
Molybdenum	2.94E-02		3.91E-01	7.5E-03	7.5E-02	2.3E-01				mg/L
Silver	3.61E-02		4.81E-01	7.5E-03	7.5E-02	2.3E-01				mg/L
Vanadium	8.16E-02		8.82E-01	9.3E-03	9.3E-02	2.8E-01				mg/L
2-Butanone	1.70E-01		2.74E-01	6.2E-02	6.2E-01	1.9E+00				mg/L
Trichloroethene	1.39E+00	1.01E-03	1.17E+02	1.2E-03	1.2E-02	3.6E-02	1.4E-03	1.4E-02	1.4E-01	mg/L
trans-1,2-Dichloroethene	5.00E-03		1.24E-01	4.0E-03	4.0E-02	1.2E-01				mg/L
Radon-222	4.01E+02	2.93E-04					1.4E+00	1.4E+01	1.4E+02	pCi/L
Technetium-99	4.60E+02	1.67E-05					2.8E+01	2.8E+02	2.8E+03	pCi/L

----- AREA_CODE=e MEDIA=UCRS Groundwater -----										
Analyte	Representative concentration	Risk at medium	HIC	RGO at HI=0.1	RGO at HI=1	RGO at HI=3	RGO at ELCR=1E-06	RGO at ELCR=1E-05	RGO at ELCR=1E-04	Units
Aluminum	4.25E+00		2.85E-01	1.5E+00	1.5E+01	4.5E+01				mg/L
Arsenic	3.25E-03	9.30E-05	7.20E-01	4.5E-04	4.5E-03	1.4E-02	3.5E-05	3.5E-04	3.5E-03	mg/L
Barium	4.43E-01		4.27E-01	1.0E-01	1.0E+00	3.1E+00				mg/L
Chromium	4.57E-02		1.08E+00	4.2E-03	4.2E-02	1.3E-01				mg/L
Fluoride	5.38E-01		5.94E-01	9.1E-02	9.1E-01	2.7E+00				mg/L
Iron	4.51E+00		1.00E+00	4.5E-01	4.5E+00	1.3E+01				mg/L
Nickel	1.62E-01		5.38E-01	3.0E-02	3.0E-01	9.0E-01				mg/L
Vanadium	4.63E-01		5.00E+00	9.3E-03	9.3E-02	2.8E-01				mg/L
Trichloroethene	1.31E-03	9.51E-07	1.10E-01	1.2E-03	1.2E-02	3.6E-02				mg/L
Radon-222	1.65E+02	1.21E-04					1.4E+00	1.4E+01	1.4E+02	pCi/L

----- AREA_CODE=f MEDIA=RGa Groundwater -----										
Analyte	Representative concentration	Risk at medium	HIC	RGO at HI=0.1	RGO at HI=1	RGO at HI=3	RGO at ELCR=1E-06	RGO at ELCR=1E-05	RGO at ELCR=1E-04	Units
Arsenic	2.60E-03	7.43E-05	5.75E-01	4.5E-04	4.5E-03	1.4E-02	3.5E-05	3.5E-04	3.5E-03	mg/L
Barium	2.83E-01		2.73E-01	1.0E-01	1.0E+00	3.1E+00				mg/L
Cadmium	2.91E-02		4.41E+00	6.6E-04	6.6E-03	2.0E-02				mg/L
Chromium	8.34E-02		1.97E+00	4.2E-03	4.2E-02	1.3E-01				mg/L

Table 8.3 Remedial goal options for the resident (continued)

----- AREA_CODE=f MEDIA=RGa Groundwater ----- (continued)										
Analyte	Representative concentration	Risk at medium	HIC	RGO at HI=0.1	RGO at HI=1	RGO at HI=3	RGO at ELCR=1E-06	RGO at ELCR=1E-05	RGO at ELCR=1E-04	Units
Iron	1.30E+00		2.89E-01	4.5E-01	4.5E+00	1.3E+01				mg/L
Manganese	7.16E-02		1.07E-01	6.7E-02	6.7E-01	2.0E+00				mg/L
Vanadium	7.34E-02		7.93E-01	9.3E-03	9.3E-02	2.8E-01				mg/L
1,1-Dichloroethene	5.66E-03	6.07E-04	3.11E-01	1.8E-03	1.8E-02	5.5E-02	9.3E-06	9.3E-05	9.3E-04	mg/L
1,2-Dichloroethene	1.40E-02		7.69E-01	1.8E-03	1.8E-02	5.5E-02				mg/L
Bis(2-ethylhexyl)phthalate	2.80E-02	9.00E-06	1.09E-01	2.6E-02	2.6E-01	7.7E-01	3.1E-03	3.1E-02	3.1E-01	mg/L
Carbon tetrachloride	6.00E-04	4.10E-06	5.10E-01	1.2E-04	1.2E-03	3.5E-03	1.5E-04	1.5E-03	1.5E-02	mg/L
Trichloroethene	7.54E-01	5.47E-04	6.35E+01	1.2E-03	1.2E-02	3.6E-02	1.4E-03	1.4E-02	1.4E-01	mg/L
cis-1,2-Dichloroethene	7.49E-03		3.71E-01	2.0E-03	2.0E-02	6.1E-02				mg/L
Radon-222	5.28E+02	3.86E-04					1.4E+00	1.4E+01	1.4E+02	pCi/L
----- AREA_CODE=f MEDIA=UCRS Groundwater -----										
Analyte	Representative concentration	Risk at medium	HIC	RGO at HI=0.1	RGO at HI=1	RGO at HI=3	RGO at ELCR=1E-06	RGO at ELCR=1E-05	RGO at ELCR=1E-04	Units
Aluminum	6.89E+00		4.62E-01	1.5E+00	1.5E+01	4.5E+01				mg/L
Barium	1.21E-01		1.17E-01	1.0E-01	1.0E+00	3.1E+00				mg/L
Iron	4.08E+00		9.09E-01	4.5E-01	4.5E+00	1.3E+01				mg/L
Manganese	7.70E-02		1.15E-01	6.7E-02	6.7E-01	2.0E+00				mg/L
Vanadium	4.45E-02		4.81E-01	9.3E-03	9.3E-02	2.8E-01				mg/L
Trichloroethene	1.36E-03	9.88E-07	1.15E-01	1.2E-03	1.2E-02	3.6E-02				mg/L
Radon-222	4.71E+02	3.44E-04					1.4E+00	1.4E+01	1.4E+02	pCi/L
Technetium-99	3.62E+01	1.31E-06					2.8E+01	2.8E+02	2.8E+03	pCi/L
----- AREA_CODE=g MEDIA=McNairy Groundwater -----										
Analyte	Representative concentration	Risk at medium	HIC	RGO at HI=0.1	RGO at HI=1	RGO at HI=3	RGO at ELCR=1E-06	RGO at ELCR=1E-05	RGO at ELCR=1E-04	Units
Arsenic	2.50E-03	7.15E-05	5.53E-01				3.5E-05	3.5E-04	3.5E-03	mg/L
Neptunium-237	3.18E-01	2.47E-06					1.3E-01	1.3E+00	1.3E+01	pCi/L
Radium-226	9.10E-01	6.98E-06					1.3E-01	1.3E+00	1.3E+01	pCi/L

Table 8.3 Remedial goal options for the resident (continued)

----- AREA_CODE=g MEDIA=RGa Groundwater -----										
Analyte	Representative concentration	Risk at medium	HIC	RGO at HI=0.1	RGO at HI=1	RGO at HI=3	RGO at ELCR=1E-06	RGO at ELCR=1E-05	RGO at ELCR=1E-04	Units
Aluminum	1.50E+00		1.01E-01	1.5E+00	1.5E+01	4.5E+01				mg/L
Arsenic	2.51E-03	7.17E-05	5.55E-01	4.5E-04	4.5E-03	1.4E-02	3.5E-05	3.5E-04	3.5E-03	mg/L
Cadmium	1.20E-02		1.82E+00	6.6E-04	6.6E-03	2.0E-02				mg/L
Chromium	8.04E-02		1.90E+00	4.2E-03	4.2E-02	1.3E-01				mg/L
Iron	2.99E+00		6.65E-01	4.5E-01	4.5E+00	1.3E+01				mg/L
Lead	6.68E-02		4.46E+04	1.5E-07	1.5E-06	4.5E-06				mg/L
Nickel	1.31E-01		4.36E-01	3.0E-02	3.0E-01	9.0E-01				mg/L
Neptunium-237	2.16E-01	1.68E-06					1.3E-01	1.3E+00	1.3E+01	pCi/L
Radium-226	3.56E-01	2.73E-06					1.3E-01	1.3E+00	1.3E+01	pCi/L
Radon-222	6.30E+02	4.60E-04					1.4E+00	1.4E+01	1.4E+02	pCi/L
----- AREA_CODE=g MEDIA=UCRS Groundwater -----										
Analyte	Representative concentration	Risk at medium	HIC	RGO at HI=0.1	RGO at HI=1	RGO at HI=3	RGO at ELCR=1E-06	RGO at ELCR=1E-05	RGO at ELCR=1E-04	Units
Chromium	8.98E-02		2.12E+00	4.2E-03	4.2E-02	1.3E-01				mg/L
Manganese	5.88E-01		8.76E-01	6.7E-02	6.7E-01	2.0E+00				mg/L
Nitrate as Nitrogen	2.88E+00		1.19E-01	2.4E+00	2.4E+01	7.2E+01				mg/L
Vanadium	1.02E-01		1.10E+00	9.3E-03	9.3E-02	2.8E-01				mg/L
Radium-226	1.01E+00	7.74E-06					1.3E-01	1.3E+00	1.3E+01	pCi/L
Radon-222	6.09E+02	4.45E-04					1.4E+00	1.4E+01	1.4E+02	pCi/L
----- AREA_CODE=h MEDIA=McNairy Groundwater -----										
Analyte	Representative concentration	Risk at medium	HIC	RGO at HI=0.1	RGO at HI=1	RGO at HI=3	RGO at ELCR=1E-06	RGO at ELCR=1E-05	RGO at ELCR=1E-04	Units
Radium-226	8.69E-01	6.66E-06					1.3E-01	1.3E+00	1.3E+01	pCi/L
Radon-222	2.61E+02	1.91E-04					1.4E+00	1.4E+01	1.4E+02	pCi/L
----- AREA_CODE=h MEDIA=Other Groundwater -----										
Analyte	Representative concentration	Risk at medium	HIC	RGO at HI=0.1	RGO at HI=1	RGO at HI=3	RGO at ELCR=1E-06	RGO at ELCR=1E-05	RGO at ELCR=1E-04	Units
Antimony	4.34E-02		7.70E+00	5.6E-04	5.6E-03	1.7E-02				mg/L
Chromium	2.77E-02		6.55E-01	4.2E-03	4.2E-02	1.3E-01				mg/L
Fluoride	1.32E+00		1.46E+00	9.1E-02	9.1E-01	2.7E+00				mg/L

Table 8.3 Remedial goal options for the resident (continued)

----- AREA_CODE=h MEDIA=Other Groundwater -----										
(continued)										
Analyte	Representative concentration	Risk at medium	HIC	RGO at HI=0.1	RGO at HI=1	RGO at HI=3	RGO at ELCR=1E-06	RGO at ELCR=1E-05	RGO at ELCR=1E-04	Units
Nickel	5.79E-02		1.92E-01	3.0E-02	3.0E-01	9.0E-01				mg/L
Nitrate as Nitrogen	2.93E+00		1.21E-01	2.4E+00	2.4E+01	7.2E+01				mg/L
Vanadium	1.18E-01		1.27E+00	9.3E-03	9.3E-02	2.8E-01				mg/L
Radium-226	3.54E-01	2.72E-06					1.3E-01	1.3E+00	1.3E+01	pCi/L
Radon-222	8.53E+02	6.23E-04					1.4E+00	1.4E+01	1.4E+02	pCi/L
----- AREA_CODE=h MEDIA=RGa Groundwater -----										
Analyte	Representative concentration	Risk at medium	HIC	RGO at HI=0.1	RGO at HI=1	RGO at HI=3	RGO at ELCR=1E-06	RGO at ELCR=1E-05	RGO at ELCR=1E-04	Units
Aluminum	2.31E+00		1.55E-01	1.5E+00	1.5E+01	4.5E+01				mg/L
Arsenic	2.78E-03	7.96E-05	6.16E-01	4.5E-04	4.5E-03	1.4E-02	3.5E-05	3.5E-04	3.5E-03	mg/L
Chromium	1.39E-01		3.29E+00	4.2E-03	4.2E-02	1.3E-01				mg/L
Iron	7.30E+00		1.63E+00	4.5E-01	4.5E+00	1.3E+01				mg/L
Nitrate as Nitrogen	7.52E+00		3.12E-01	2.4E+00	2.4E+01	7.2E+01				mg/L
Vanadium	6.76E-02		7.30E-01	9.3E-03	9.3E-02	2.8E-01				mg/L
Trichloroethene	1.19E-03	8.66E-07	1.00E-01	1.2E-03	1.2E-02	3.6E-02				mg/L
cis-1,2-Dichloroethene	2.40E-03		1.19E-01	2.0E-03	2.0E-02	6.1E-02				mg/L
Radon-222	3.36E+02	2.46E-04					1.4E+00	1.4E+01	1.4E+02	pCi/L
----- AREA_CODE=h MEDIA=UCRS Groundwater -----										
Analyte	Representative concentration	Risk at medium	HIC	RGO at HI=0.1	RGO at HI=1	RGO at HI=3	RGO at ELCR=1E-06	RGO at ELCR=1E-05	RGO at ELCR=1E-04	Units
Aluminum	1.64E+00		1.10E-01	1.5E+00	1.5E+01	4.5E+01				mg/L
Iron	1.51E+00		3.35E-01	4.5E-01	4.5E+00	1.3E+01				mg/L
Nickel	3.33E-01		1.11E+00	3.0E-02	3.0E-01	9.0E-01				mg/L
Vanadium	4.00E-02		4.32E-01	9.3E-03	9.3E-02	2.8E-01				mg/L
Radon-222	2.68E+02	1.96E-04					1.4E+00	1.4E+01	1.4E+02	pCi/L
----- AREA_CODE=i MEDIA=McNairy Groundwater -----										
Analyte	Representative concentration	Risk at medium	HIC	RGO at HI=0.1	RGO at HI=1	RGO at HI=3	RGO at ELCR=1E-06	RGO at ELCR=1E-05	RGO at ELCR=1E-04	Units
Manganese	7.25E-01		1.08E+00	6.7E-02	6.7E-01	2.0E+00				mg/L

Table 8.3 Remedial goal options for the resident (continued)

----- AREA_CODE=i MEDIA=McNairy Groundwater -----										
(continued)										
Analyte	Representative concentration	Risk at medium	HIC	RGO at HI=0.1	RGO at HI=1	RGO at HI=3	RGO at ELCR=1E-06	RGO at ELCR=1E-05	RGO at ELCR=1E-04	Units
Vanadium	1.87E-01		2.02E+00	9.3E-03	9.3E-02	2.8E-01				mg/L
----- AREA_CODE=i MEDIA=RGa Groundwater -----										
Analyte	Representative concentration	Risk at medium	HIC	RGO at HI=0.1	RGO at HI=1	RGO at HI=3	RGO at ELCR=1E-06	RGO at ELCR=1E-05	RGO at ELCR=1E-04	Units
Antimony	8.33E-02		1.48E+01	5.6E-04	5.6E-03	1.7E-02				mg/L
Arsenic	2.70E-03	7.72E-05	5.97E-01	4.5E-04	4.5E-03	1.4E-02	3.5E-05	3.5E-04	3.5E-03	mg/L
Beryllium	7.95E-03	7.59E-04	3.01E-01	2.6E-03	2.6E-02	7.9E-02	1.0E-05	1.0E-04	1.0E-03	mg/L
Boron	2.64E-01		1.95E-01	1.4E-01	1.4E+00	4.1E+00				mg/L
Cadmium	3.94E-03		5.96E-01	6.6E-04	6.6E-03	2.0E-02				mg/L
Chromium	2.63E-01		6.21E+00	4.2E-03	4.2E-02	1.3E-01				mg/L
Fluoride	2.09E-01		2.30E-01	9.1E-02	9.1E-01	2.7E+00				mg/L
Iron	2.95E+00		6.58E-01	4.5E-01	4.5E+00	1.3E+01				mg/L
Lithium	4.00E-02		1.33E-01	3.0E-02	3.0E-01	9.1E-01				mg/L
Manganese	1.36E-01		2.02E-01	6.7E-02	6.7E-01	2.0E+00				mg/L
Nickel	7.51E-02		2.50E-01	3.0E-02	3.0E-01	9.0E-01				mg/L
Silver	2.10E-02		2.80E-01	7.5E-03	7.5E-02	2.3E-01				mg/L
Vanadium	7.14E-02		7.72E-01	9.3E-03	9.3E-02	2.8E-01				mg/L
4-Methyl-2-pentanone	7.99E-03		1.56E-01	5.1E-03	5.1E-02	1.5E-01				mg/L
Acrylonitrile	1.00E-02	2.94E-04	8.16E+00	1.2E-04	1.2E-03	3.7E-03	3.4E-05	3.4E-04	3.4E-03	mg/L
Benzene	1.00E-03	2.89E-06	2.50E-01	4.0E-04	4.0E-03	1.2E-02	3.5E-04	3.5E-03	3.5E-02	mg/L
Bis(2-ethylhexyl)phthalate	5.31E-03	1.71E-06	2.07E-02				3.1E-03	3.1E-02	3.1E-01	mg/L
Bromomethane	1.00E-03		3.47E-01	2.9E-04	2.9E-03	8.6E-03				mg/L
Carbazole	8.66E-03	4.01E-06					2.2E-03	2.2E-02	2.2E-01	mg/L
Chloroform	2.00E-03	1.32E-05	9.97E-02				1.5E-04	1.5E-03	1.5E-02	mg/L
Chloromethane	2.00E-03	1.50E-06					1.3E-03	1.3E-02	1.3E-01	mg/L
PCB-1254	4.23E-04	5.31E-06	2.17E+00	1.9E-05	1.9E-04	5.8E-04	8.0E-05	8.0E-04	8.0E-03	mg/L
Polychlorinated biphenyl	1.00E-04	1.26E-06					8.0E-05	8.0E-04	8.0E-03	mg/L
Tetrachloroethene	2.00E-03	3.54E-06	2.53E-02				5.7E-04	5.7E-03	5.7E-02	mg/L
Trichloroethene	4.08E-03	2.96E-06	3.43E-01	1.2E-03	1.2E-02	3.6E-02	1.4E-03	1.4E-02	1.4E-01	mg/L
Vinyl chloride	1.00E-03	6.04E-05					1.7E-05	1.7E-04	1.7E-03	mg/L
Americium-241	3.98E-01	3.38E-06					1.2E-01	1.2E+00	1.2E+01	pCi/L
Radium-226	6.41E-01	4.92E-06					1.3E-01	1.3E+00	1.3E+01	pCi/L
Radon-222	5.74E+02	4.19E-04					1.4E+00	1.4E+01	1.4E+02	pCi/L
Technetium-99	5.67E+01	2.06E-06					2.8E+01	2.8E+02	2.8E+03	pCi/L

Table 8.3 Remedial goal options for the resident (continued)

----- AREA_CODE=i MEDIA=UCRS Groundwater -----										
Analyte	Representative concentration	Risk at medium	HIC	RGO at HI=0.1	RGO at HI=1	RGO at HI=3	RGO at ELCR=1E-06	RGO at ELCR=1E-05	RGO at ELCR=1E-04	Units
Aluminum	5.08E+00		3.41E-01	1.5E+00	1.5E+01	4.5E+01				mg/L
Antimony	1.45E-02		2.57E+00	5.6E-04	5.6E-03	1.7E-02				mg/L
Arsenic	6.63E-03	1.89E-04	1.47E+00	4.5E-04	4.5E-03	1.4E-02	3.5E-05	3.5E-04	3.5E-03	mg/L
Barium	2.94E-01		2.83E-01	1.0E-01	1.0E+00	3.1E+00				mg/L
Cadmium	6.61E-03		1.00E+00	6.6E-04	6.6E-03	2.0E-02				mg/L
Chromium	2.86E-02		6.75E-01	4.2E-03	4.2E-02	1.3E-01				mg/L
Copper	2.82E-01		4.69E-01	6.0E-02	6.0E-01	1.8E+00				mg/L
Fluoride	8.83E-01		9.74E-01	9.1E-02	9.1E-01	2.7E+00				mg/L
Iron	5.53E+00		1.23E+00	4.5E-01	4.5E+00	1.3E+01				mg/L
Lead	5.74E-02		3.83E+04	1.5E-07	1.5E-06	4.5E-06				mg/L
Manganese	1.32E+00		1.97E+00	6.7E-02	6.7E-01	2.0E+00				mg/L
Nickel	5.35E-02		1.78E-01	3.0E-02	3.0E-01	9.0E-01				mg/L
Silver	1.88E-02		2.50E-01	7.5E-03	7.5E-02	2.3E-01				mg/L
Uranium	1.13E-02		2.49E-01	4.5E-03	4.5E-02	1.4E-01				mg/L
Vanadium	3.03E-01		3.27E+00	9.3E-03	9.3E-02	2.8E-01				mg/L
Benzene	2.47E-03	7.12E-06	6.18E-01	4.0E-04	4.0E-03	1.2E-02	3.5E-04	3.5E-03	3.5E-02	mg/L
Bromodichloromethane	2.53E-03	3.01E-06	6.26E-02				8.4E-04	8.4E-03	8.4E-02	mg/L
Chloroform	2.85E-03	1.88E-05	1.42E-01	2.0E-03	2.0E-02	6.0E-02	1.5E-04	1.5E-03	1.5E-02	mg/L
Dibromochloromethane	2.00E-03	3.22E-06	4.95E-02				6.2E-04	6.2E-03	6.2E-02	mg/L
Methylene chloride	4.31E-03	1.18E-06	6.94E-03				3.6E-03	3.6E-02	3.6E-01	mg/L
Trichloroethene	3.41E-03	2.47E-06	2.87E-01	1.2E-03	1.2E-02	3.6E-02	1.4E-03	1.4E-02	1.4E-01	mg/L
Radium-226	6.63E-01	5.08E-06					1.3E-01	1.3E+00	1.3E+01	pCi/L
Radon-222	4.69E+02	3.43E-04					1.4E+00	1.4E+01	1.4E+02	pCi/L
Technetium-99	2.98E+01	1.08E-06					2.8E+01	2.8E+02	2.8E+03	pCi/L

----- AREA_CODE=j MEDIA=McNairy Groundwater -----										
Analyte	Representative concentration	Risk at medium	HIC	RGO at HI=0.1	RGO at HI=1	RGO at HI=3	RGO at ELCR=1E-06	RGO at ELCR=1E-05	RGO at ELCR=1E-04	Units
Aluminum	2.04E+00		1.37E-01	1.5E+00	1.5E+01	4.5E+01				mg/L
Arsenic	8.54E-02	2.44E-03	1.89E+01	4.5E-04	4.5E-03	1.4E-02	3.5E-05	3.5E-04	3.5E-03	mg/L
Manganese	3.02E+00		4.50E+00	6.7E-02	6.7E-01	2.0E+00				mg/L
Molybdenum	3.15E-01		4.18E+00	7.5E-03	7.5E-02	2.3E-01				mg/L

Table 8.3 Remedial goal options for the resident (continued)

----- AREA_CODE=j MEDIA=RGa Groundwater -----										
Analyte	Representative concentration	Risk at medium	HIC	RGO at HI=0.1	RGO at HI=1	RGO at HI=3	RGO at ELCR=1E-06	RGO at ELCR=1E-05	RGO at ELCR=1E-04	Units
Aluminum	3.40E+00		2.28E-01	1.5E+00	1.5E+01	4.5E+01				mg/L
Arsenic	4.29E-03	1.23E-04	9.49E-01	4.5E-04	4.5E-03	1.4E-02	3.5E-05	3.5E-04	3.5E-03	mg/L
Iron	4.65E+00		1.03E+00	4.5E-01	4.5E+00	1.3E+01				mg/L
Manganese	2.36E+00		3.51E+00	6.7E-02	6.7E-01	2.0E+00				mg/L
Molybdenum	1.24E-01		1.65E+00	7.5E-03	7.5E-02	2.3E-01				mg/L
Vanadium	9.53E-02		1.03E+00	9.3E-03	9.3E-02	2.8E-01				mg/L
----- AREA_CODE=k MEDIA=Other Groundwater -----										
Analyte	Representative concentration	Risk at medium	HIC	RGO at HI=0.1	RGO at HI=1	RGO at HI=3	RGO at ELCR=1E-06	RGO at ELCR=1E-05	RGO at ELCR=1E-04	Units
Aluminum	8.33E+00		5.59E-01	1.5E+00	1.5E+01	4.5E+01				mg/L
Antimony	5.23E-02		9.27E+00	5.6E-04	5.6E-03	1.7E-02				mg/L
Arsenic	2.70E-03	7.73E-05	5.98E-01	4.5E-04	4.5E-03	1.4E-02	3.5E-05	3.5E-04	3.5E-03	mg/L
Beryllium	5.96E-03	5.69E-04	2.25E-01	2.6E-03	2.6E-02	7.9E-02	1.0E-05	1.0E-04	1.0E-03	mg/L
Cadmium	1.60E-02		2.42E+00	6.6E-04	6.6E-03	2.0E-02				mg/L
Chromium	2.70E-02		6.38E-01	4.2E-03	4.2E-02	1.3E-01				mg/L
Fluoride	3.85E-01		4.25E-01	9.1E-02	9.1E-01	2.7E+00				mg/L
Iron	1.62E+02		3.61E+01	4.5E-01	4.5E+00	1.3E+01				mg/L
Lead	1.53E-01		1.02E+05	1.5E-07	1.5E-06	4.5E-06				mg/L
Manganese	1.18E+01		1.75E+01	6.7E-02	6.7E-01	2.0E+00				mg/L
Nickel	9.69E-02		3.22E-01	3.0E-02	3.0E-01	9.0E-01				mg/L
Vanadium	1.37E-01		1.48E+00	9.3E-03	9.3E-02	2.8E-01				mg/L
1,1-Dichloroethene	2.67E-02	2.87E-03	1.47E+00	1.8E-03	1.8E-02	5.5E-02	9.3E-06	9.3E-05	9.3E-04	mg/L
1,2-Dichloroethene	9.55E-02		5.25E+00	1.8E-03	1.8E-02	5.5E-02				mg/L
Acetone	5.00E-02		2.47E-01	2.0E-02	2.0E-01	6.1E-01				mg/L
Methylene chloride	4.44E-03	1.22E-06	7.15E-03				3.6E-03	3.6E-02	3.6E-01	mg/L
Naphthalene	1.35E-02		6.80E+00	2.0E-04	2.0E-03	6.0E-03				mg/L
Trichloroethene	3.25E-02	2.36E-05	2.73E+00	1.2E-03	1.2E-02	3.6E-02	1.4E-03	1.4E-02	1.4E-01	mg/L
Vinyl chloride	1.50E-02	9.07E-04					1.7E-05	1.7E-04	1.7E-03	mg/L
cis-1,2-Dichloroethene	9.52E-02		4.72E+00	2.0E-03	2.0E-02	6.1E-02				mg/L
Neptunium-237	3.19E-01	2.48E-06					1.3E-01	1.3E+00	1.3E+01	pCi/L
Radium-226	6.07E-01	4.65E-06					1.3E-01	1.3E+00	1.3E+01	pCi/L
Radon-222	8.95E+02	6.54E-04					1.4E+00	1.4E+01	1.4E+02	pCi/L
Thorium-228	7.80E-01	4.67E-06					1.7E-01	1.7E+00	1.7E+01	pCi/L
Uranium-234	2.08E+00	2.39E-06					8.7E-01	8.7E+00	8.7E+01	pCi/L
Uranium-238	2.23E+00	3.57E-06					6.2E-01	6.2E+00	6.2E+01	pCi/L

Table 8.3 Remedial goal options for the resident (continued)

----- AREA_CODE=1 MEDIA=McNairy Groundwater -----										
Analyte	Representative concentration	Risk at medium	HIC	RGO at HI=0.1	RGO at HI=1	RGO at HI=3	RGO at ELCR=1E-06	RGO at ELCR=1E-05	RGO at ELCR=1E-04	Units
Antimony	9.36E-02		1.66E+01	5.6E-04	5.6E-03	1.7E-02				mg/L
Trichloroethene	4.43E-01	3.22E-04	3.73E+01	1.2E-03	1.2E-02	3.6E-02	1.4E-03	1.4E-02	1.4E-01	mg/L
Technetium-99	9.48E+01	3.44E-06					2.8E+01	2.8E+02	2.8E+03	pCi/L
----- AREA_CODE=1 MEDIA=Other Groundwater -----										
Analyte	Representative concentration	Risk at medium	HIC	RGO at HI=0.1	RGO at HI=1	RGO at HI=3	RGO at ELCR=1E-06	RGO at ELCR=1E-05	RGO at ELCR=1E-04	Units
Methylene chloride	5.00E-03	1.37E-06	8.05E-03				3.6E-03	3.6E-02	3.6E-01	mg/L
----- AREA_CODE=1 MEDIA=RGa Groundwater -----										
Analyte	Representative concentration	Risk at medium	HIC	RGO at HI=0.1	RGO at HI=1	RGO at HI=3	RGO at ELCR=1E-06	RGO at ELCR=1E-05	RGO at ELCR=1E-04	Units
Aluminum	1.60E+00		1.07E-01	1.5E+00	1.5E+01	4.5E+01				mg/L
Arsenic	3.25E-03	9.30E-05	7.20E-01	4.5E-04	4.5E-03	1.4E-02	3.5E-05	3.5E-04	3.5E-03	mg/L
Barium	2.34E-01		2.26E-01	1.0E-01	1.0E+00	3.1E+00				mg/L
Beryllium	5.93E-03	5.66E-04	2.24E-01	2.6E-03	2.6E-02	7.9E-02	1.0E-05	1.0E-04	1.0E-03	mg/L
Cadmium	9.41E-03		1.42E+00	6.6E-04	6.6E-03	2.0E-02				mg/L
Chromium	5.67E-02		1.34E+00	4.2E-03	4.2E-02	1.3E-01				mg/L
Fluoride	2.43E-01		2.68E-01	9.1E-02	9.1E-01	2.7E+00				mg/L
Iron	5.29E+00		1.18E+00	4.5E-01	4.5E+00	1.3E+01				mg/L
Lead	4.95E-02		3.30E+04	1.5E-07	1.5E-06	4.5E-06				mg/L
Manganese	3.96E-01		5.89E-01	6.7E-02	6.7E-01	2.0E+00				mg/L
Molybdenum	2.89E-02		3.84E-01	7.5E-03	7.5E-02	2.3E-01				mg/L
Uranium	4.69E-03		1.04E-01	4.5E-03	4.5E-02	1.4E-01				mg/L
Vanadium	4.46E-02		4.82E-01	9.3E-03	9.3E-02	2.8E-01				mg/L
1,1,2-Trichloroethane	2.00E-03	1.13E-05	2.48E-01	8.1E-04	8.1E-03	2.4E-02	1.8E-04	1.8E-03	1.8E-02	mg/L
1,1-Dichloroethene	6.50E-02	6.98E-03	3.58E+00	1.8E-03	1.8E-02	5.5E-02	9.3E-06	9.3E-05	9.3E-04	mg/L
1,2-Dichloroethane	1.10E-03	9.91E-06	1.65E-01	6.7E-04	6.7E-03	2.0E-02	1.1E-04	1.1E-03	1.1E-02	mg/L
Carbon tetrachloride	1.60E-01	1.09E-03	1.36E+02	1.2E-04	1.2E-03	3.5E-03	1.5E-04	1.5E-03	1.5E-02	mg/L
Chlorobenzene	2.00E-03		1.58E-01	1.3E-03	1.3E-02	3.8E-02				mg/L
Chloroform	1.40E-02	9.22E-05	6.98E-01	2.0E-03	2.0E-02	6.0E-02	1.5E-04	1.5E-03	1.5E-02	mg/L
Dimethylbenzene	7.57E-01		1.91E-01	4.0E-01	4.0E+00	1.2E+01				mg/L
Ethylbenzene	4.26E-01		9.50E-01	4.5E-02	4.5E-01	1.3E+00				mg/L
Methylene chloride	1.25E-02	3.43E-06	2.01E-02				3.6E-03	3.6E-02	3.6E-01	mg/L
Tetrachloroethene	3.20E-01	5.66E-04	4.04E+00	7.9E-03	7.9E-02	2.4E-01	5.7E-04	5.7E-03	5.7E-02	mg/L
Trichloroethene	1.39E+01	1.01E-02	1.17E+03	1.2E-03	1.2E-02	3.6E-02	1.4E-03	1.4E-02	1.4E-01	mg/L

Table 8.3 Remedial goal options for the resident (continued)

----- AREA_CODE=1 MEDIA=RGa Groundwater -----										
(continued)										
Analyte	Representative concentration	Risk at medium	HIC	RGO at HI=0.1	RGO at HI=1	RGO at HI=3	RGO at ELCR=1E-06	RGO at ELCR=1E-05	RGO at ELCR=1E-04	Units
Vinyl chloride	4.55E+00	2.75E-01					1.7E-05	1.7E-04	1.7E-03	mg/L
cis-1,2-Dichloroethene	2.28E+00		1.13E+02	2.0E-03	2.0E-02	6.1E-02				mg/L
trans-1,2-Dichloroethene	1.20E+00		2.97E+01	4.0E-03	4.0E-02	1.2E-01				mg/L
Americium-241	4.76E-01	4.04E-06					1.2E-01	1.2E+00	1.2E+01	pCi/L
Cesium-137	2.07E+01	1.69E-05					1.2E+00	1.2E+01	1.2E+02	pCi/L
Neptunium-237	8.40E-01	6.53E-06					1.3E-01	1.3E+00	1.3E+01	pCi/L
Radium-226	4.58E+01	3.51E-04					1.3E-01	1.3E+00	1.3E+01	pCi/L
Radon-222	4.30E+02	3.14E-04					1.4E+00	1.4E+01	1.4E+02	pCi/L
Technetium-99	3.48E+02	1.26E-05					2.8E+01	2.8E+02	2.8E+03	pCi/L
Uranium-234	1.62E+00	1.87E-06					8.7E-01	8.7E+00	8.7E+01	pCi/L
Uranium-235	1.31E+00	1.59E-06					8.2E-01	8.2E+00	8.2E+01	pCi/L
Uranium-238	2.15E+01	3.46E-05					6.2E-01	6.2E+00	6.2E+01	pCi/L

----- AREA_CODE=1 MEDIA=UCRS Groundwater -----										
Analyte	Representative concentration	Risk at medium	HIC	RGO at HI=0.1	RGO at HI=1	RGO at HI=3	RGO at ELCR=1E-06	RGO at ELCR=1E-05	RGO at ELCR=1E-04	Units
Aluminum	2.64E+00		1.77E-01	1.5E+00	1.5E+01	4.5E+01				mg/L
Antimony	2.79E-02		4.94E+00	5.6E-04	5.6E-03	1.7E-02				mg/L
Arsenic	1.42E-02	4.07E-04	3.15E+00	4.5E-04	4.5E-03	1.4E-02	3.5E-05	3.5E-04	3.5E-03	mg/L
Barium	2.95E-01		2.84E-01	1.0E-01	1.0E+00	3.1E+00				mg/L
Beryllium	1.70E-03	1.62E-04	6.43E-02				1.0E-05	1.0E-04	1.0E-03	mg/L
Cadmium	7.88E-03		1.19E+00	6.6E-04	6.6E-03	2.0E-02				mg/L
Chromium	3.44E-02		8.13E-01	4.2E-03	4.2E-02	1.3E-01				mg/L
Fluoride	2.31E-01		2.55E-01	9.1E-02	9.1E-01	2.7E+00				mg/L
Iron	4.76E+00		1.06E+00	4.5E-01	4.5E+00	1.3E+01				mg/L
Lead	4.66E-02		3.11E+04	1.5E-07	1.5E-06	4.5E-06				mg/L
Manganese	5.24E-01		7.81E-01	6.7E-02	6.7E-01	2.0E+00				mg/L
Molybdenum	1.00E-02		1.33E-01	7.5E-03	7.5E-02	2.3E-01				mg/L
Nickel	1.35E-01		4.48E-01	3.0E-02	3.0E-01	9.0E-01				mg/L
Strontium	1.29E+00		1.43E-01	9.0E-01	9.0E+00	2.7E+01				mg/L
Uranium	1.17E-02		2.59E-01	4.5E-03	4.5E-02	1.4E-01				mg/L
Vanadium	7.75E-02		8.38E-01	9.3E-03	9.3E-02	2.8E-01				mg/L
1,1-Dichloroethene	2.00E-01	2.15E-02	1.10E+01	1.8E-03	1.8E-02	5.5E-02	9.3E-06	9.3E-05	9.3E-04	mg/L
1,2-Dichloroethane	2.00E-03	1.80E-05	3.00E-01	6.7E-04	6.7E-03	2.0E-02	1.1E-04	1.1E-03	1.1E-02	mg/L
1,2-Dichloroethene	3.77E-03		2.07E-01	1.8E-03	1.8E-02	5.5E-02				mg/L
2,4-Dimethylphenol	4.40E-03		1.13E-01	3.9E-03	3.9E-02	1.2E-01				mg/L
Benzene	7.80E-03	2.25E-05	1.95E+00	4.0E-04	4.0E-03	1.2E-02	3.5E-04	3.5E-03	3.5E-02	mg/L
Chloroethane	8.20E-01		2.60E-01	3.1E-01	3.1E+00	9.4E+00				mg/L

Table 8.3 Remedial goal options for the resident (continued)

----- AREA_CODE=1 MEDIA=UCRS Groundwater -----										
(continued)										
Analyte	Representative concentration	Risk at medium	HIC	RGO at HI=0.1	RGO at HI=1	RGO at HI=3	RGO at ELCR=1E-06	RGO at ELCR=1E-05	RGO at ELCR=1E-04	Units
Chloroform	1.70E-02	1.12E-04	8.48E-01	2.0E-03	2.0E-02	6.0E-02	1.5E-04	1.5E-03	1.5E-02	mg/L
Dimethylbenzene	8.51E-01		2.15E-01	4.0E-01	4.0E+00	1.2E+01				mg/L
Ethylbenzene	4.80E-01		1.07E+00	4.5E-02	4.5E-01	1.3E+00				mg/L
Methylene chloride	1.02E-02	2.80E-06	1.64E-02				3.6E-03	3.6E-02	3.6E-01	mg/L
Naphthalene	1.41E-02		7.10E+00	2.0E-04	2.0E-03	6.0E-03				mg/L
Trichloroethene	3.34E+01	2.42E-02	2.81E+03	1.2E-03	1.2E-02	3.6E-02	1.4E-03	1.4E-02	1.4E-01	mg/L
Vinyl chloride	5.00E+00	3.02E-01					1.7E-05	1.7E-04	1.7E-03	mg/L
cis-1,2-Dichloroethene	4.90E+00		2.43E+02	2.0E-03	2.0E-02	6.1E-02				mg/L
trans-1,2-Dichloroethene	5.00E-01		1.24E+01	4.0E-03	4.0E-02	1.2E-01				mg/L
Americium-241	3.40E-01	2.89E-06					1.2E-01	1.2E+00	1.2E+01	pCi/L
Neptunium-237	5.05E-01	3.93E-06					1.3E-01	1.3E+00	1.3E+01	pCi/L
Plutonium-239	1.99E-01	1.63E-06					1.2E-01	1.2E+00	1.2E+01	pCi/L
Radium-226	4.59E-01	3.52E-06					1.3E-01	1.3E+00	1.3E+01	pCi/L
Radon-222	9.57E+02	6.99E-04					1.4E+00	1.4E+01	1.4E+02	pCi/L
Technetium-99	1.83E+02	6.63E-06					2.8E+01	2.8E+02	2.8E+03	pCi/L
Thorium-228	6.40E-01	3.83E-06					1.7E-01	1.7E+00	1.7E+01	pCi/L
Uranium-234	4.33E+00	4.98E-06					8.7E-01	8.7E+00	8.7E+01	pCi/L
Uranium-235	9.41E-01	1.15E-06					8.2E-01	8.2E+00	8.2E+01	pCi/L
Uranium-238	1.15E+01	1.85E-05					6.2E-01	6.2E+00	6.2E+01	pCi/L

----- AREA_CODE=m MEDIA=McNairy Groundwater -----										
Analyte	Representative concentration	Risk at medium	HIC	RGO at HI=0.1	RGO at HI=1	RGO at HI=3	RGO at ELCR=1E-06	RGO at ELCR=1E-05	RGO at ELCR=1E-04	Units
Arsenic	5.64E-03	1.61E-04	1.25E+00	4.5E-04	4.5E-03	1.4E-02	3.5E-05	3.5E-04	3.5E-03	mg/L
Barium	1.99E-01		1.92E-01	1.0E-01	1.0E+00	3.1E+00				mg/L
Beryllium	6.81E-03	6.50E-04	2.58E-01	2.6E-03	2.6E-02	7.9E-02	1.0E-05	1.0E-04	1.0E-03	mg/L
Cadmium	1.85E-02		2.80E+00	6.6E-04	6.6E-03	2.0E-02				mg/L
Chromium	8.26E-02		1.95E+00	4.2E-03	4.2E-02	1.3E-01				mg/L
Fluoride	2.73E-01		3.01E-01	9.1E-02	9.1E-01	2.7E+00				mg/L
Iron	3.01E+01		6.70E+00	4.5E-01	4.5E+00	1.3E+01				mg/L
Manganese	4.80E-01		7.14E-01	6.7E-02	6.7E-01	2.0E+00				mg/L
Molybdenum	3.61E-02		4.80E-01	7.5E-03	7.5E-02	2.3E-01				mg/L
Nickel	4.20E-02		1.40E-01	3.0E-02	3.0E-01	9.0E-01				mg/L
Vanadium	1.50E-01		1.62E+00	9.3E-03	9.3E-02	2.8E-01				mg/L
Trichloroethene	1.51E-03	1.10E-06	1.27E-01	1.2E-03	1.2E-02	3.6E-02	1.4E-03	1.4E-02	1.4E-01	mg/L
Radium-226	7.04E-01	5.39E-06					1.3E-01	1.3E+00	1.3E+01	pCi/L
Radon-222	2.39E+02	1.75E-04					1.4E+00	1.4E+01	1.4E+02	pCi/L

Table 8.3 Remedial goal options for the resident (continued)

----- AREA_CODE=m MEDIA=Other Groundwater -----										
Analyte	Representative concentration	Risk at medium	HIC	RGO at HI=0.1	RGO at HI=1	RGO at HI=3	RGO at ELCR=1E-06	RGO at ELCR=1E-05	RGO at ELCR=1E-04	Units
Aluminum	3.49E+00		2.34E-01	1.5E+00	1.5E+01	4.5E+01				mg/L
Antimony	3.58E-02		6.34E+00	5.6E-04	5.6E-03	1.7E-02				mg/L
Arsenic	2.65E-03	7.57E-05	5.86E-01	4.5E-04	4.5E-03	1.4E-02	3.5E-05	3.5E-04	3.5E-03	mg/L
Beryllium	2.73E-03	2.61E-04	1.03E-01	2.6E-03	2.6E-02	7.9E-02	1.0E-05	1.0E-04	1.0E-03	mg/L
Cadmium	1.60E-02		2.42E+00	6.6E-04	6.6E-03	2.0E-02				mg/L
Chromium	2.67E-02		6.30E-01	4.2E-03	4.2E-02	1.3E-01				mg/L
Fluoride	6.21E-01		6.86E-01	9.1E-02	9.1E-01	2.7E+00				mg/L
Iron	4.64E+01		1.03E+01	4.5E-01	4.5E+00	1.3E+01				mg/L
Lead	1.23E-01		8.18E+04	1.5E-07	1.5E-06	4.5E-06				mg/L
Manganese	3.98E+00		5.93E+00	6.7E-02	6.7E-01	2.0E+00				mg/L
Nickel	6.33E-02		2.10E-01	3.0E-02	3.0E-01	9.0E-01				mg/L
Vanadium	1.09E-01		1.18E+00	9.3E-03	9.3E-02	2.8E-01				mg/L
1,1-Dichloroethene	2.64E-02	2.83E-03	1.45E+00	1.8E-03	1.8E-02	5.5E-02	9.3E-06	9.3E-05	9.3E-04	mg/L
1,2-Dichloroethene	9.55E-02		5.25E+00	1.8E-03	1.8E-02	5.5E-02				mg/L
Acetone	5.00E-02		2.47E-01	2.0E-02	2.0E-01	6.1E-01				mg/L
Methylene chloride	4.44E-03	1.22E-06	7.15E-03				3.6E-03	3.6E-02	3.6E-01	mg/L
Naphthalene	1.35E-02		6.80E+00	2.0E-04	2.0E-03	6.0E-03				mg/L
Trichloroethene	2.42E-02	1.76E-05	2.04E+00	1.2E-03	1.2E-02	3.6E-02	1.4E-03	1.4E-02	1.4E-01	mg/L
Vinyl chloride	1.50E-02	9.07E-04					1.7E-05	1.7E-04	1.7E-03	mg/L
cis-1,2-Dichloroethene	9.01E-02		4.47E+00	2.0E-03	2.0E-02	6.1E-02				mg/L
Radium-226	3.66E-01	2.80E-06					1.3E-01	1.3E+00	1.3E+01	pCi/L
Radon-222	8.78E+02	6.42E-04					1.4E+00	1.4E+01	1.4E+02	pCi/L
Thorium-228	7.80E-01	4.67E-06					1.7E-01	1.7E+00	1.7E+01	pCi/L
Uranium-234	2.08E+00	2.39E-06					8.7E-01	8.7E+00	8.7E+01	pCi/L
Uranium-238	2.23E+00	3.57E-06					6.2E-01	6.2E+00	6.2E+01	pCi/L

----- AREA_CODE=m MEDIA=RGa Groundwater -----										
Analyte	Representative concentration	Risk at medium	HIC	RGO at HI=0.1	RGO at HI=1	RGO at HI=3	RGO at ELCR=1E-06	RGO at ELCR=1E-05	RGO at ELCR=1E-04	Units
Antimony	7.89E-02		1.40E+01	5.6E-04	5.6E-03	1.7E-02				mg/L
Arsenic	2.63E-03	7.52E-05	5.82E-01	4.5E-04	4.5E-03	1.4E-02	3.5E-05	3.5E-04	3.5E-03	mg/L
Beryllium	7.16E-03	6.83E-04	2.71E-01	2.6E-03	2.6E-02	7.9E-02	1.0E-05	1.0E-04	1.0E-03	mg/L
Boron	2.64E-01		1.95E-01	1.4E-01	1.4E+00	4.1E+00				mg/L
Cadmium	1.00E-02		1.51E+00	6.6E-04	6.6E-03	2.0E-02				mg/L
Chromium	1.80E-01		4.26E+00	4.2E-03	4.2E-02	1.3E-01				mg/L
Fluoride	1.68E-01		1.86E-01	9.1E-02	9.1E-01	2.7E+00				mg/L
Iron	2.48E+00		5.52E-01	4.5E-01	4.5E+00	1.3E+01				mg/L
Lead	5.09E-02		3.40E+04	1.5E-07	1.5E-06	4.5E-06				mg/L
Lithium	4.00E-02		1.33E-01	3.0E-02	3.0E-01	9.1E-01				mg/L

Table 8.3 Remedial goal options for the resident (continued)

----- AREA_CODE=m MEDIA=RGa Groundwater -----										
(continued)										
Analyte	Representative concentration	Risk at medium	HIC	RGO at HI=0.1	RGO at HI=1	RGO at HI=3	RGO at ELCR=1E-06	RGO at ELCR=1E-05	RGO at ELCR=1E-04	Units
Manganese	1.06E-01		1.57E-01	6.7E-02	6.7E-01	2.0E+00				mg/L
Molybdenum	2.87E-02		3.80E-01	7.5E-03	7.5E-02	2.3E-01				mg/L
Nickel	6.52E-02		2.17E-01	3.0E-02	3.0E-01	9.0E-01				mg/L
Silver	2.29E-02		3.05E-01	7.5E-03	7.5E-02	2.3E-01				mg/L
Vanadium	6.32E-02		6.83E-01	9.3E-03	9.3E-02	2.8E-01				mg/L
1,1-Dichloroethene	2.00E-02	2.15E-03	1.10E+00	1.8E-03	1.8E-02	5.5E-02	9.3E-06	9.3E-05	9.3E-04	mg/L
1,2-Dichloroethene	1.95E-03		1.07E-01	1.8E-03	1.8E-02	5.5E-02				mg/L
4-Methyl-2-pentanone	9.03E-03		1.77E-01	5.1E-03	5.1E-02	1.5E-01				mg/L
Acrylonitrile	1.00E-02	2.94E-04	8.16E+00	1.2E-04	1.2E-03	3.7E-03	3.4E-05	3.4E-04	3.4E-03	mg/L
Benzene	1.00E-03	2.89E-06	2.50E-01	4.0E-04	4.0E-03	1.2E-02	3.5E-04	3.5E-03	3.5E-02	mg/L
Bis(2-ethylhexyl)phthalate	5.98E-03	1.92E-06	2.33E-02				3.1E-03	3.1E-02	3.1E-01	mg/L
Bromomethane	1.00E-03		3.47E-01	2.9E-04	2.9E-03	8.6E-03				mg/L
Carbazole	1.15E-02	5.31E-06					2.2E-03	2.2E-02	2.2E-01	mg/L
Carbon tetrachloride	6.00E-04	4.10E-06	5.10E-01	1.2E-04	1.2E-03	3.5E-03	1.5E-04	1.5E-03	1.5E-02	mg/L
Chloroform	2.00E-03	1.32E-05	9.97E-02				1.5E-04	1.5E-03	1.5E-02	mg/L
Chloromethane	2.00E-03	1.50E-06					1.3E-03	1.3E-02	1.3E-01	mg/L
PCB-1254	4.23E-04	5.31E-06	2.17E+00	1.9E-05	1.9E-04	5.8E-04	8.0E-05	8.0E-04	8.0E-03	mg/L
Polychlorinated biphenyl	1.00E-04	1.26E-06					8.0E-05	8.0E-04	8.0E-03	mg/L
Tetrachloroethene	2.00E-03	3.54E-06	2.53E-02				5.7E-04	5.7E-03	5.7E-02	mg/L
Trichloroethene	5.85E-01	4.24E-04	4.92E+01	1.2E-03	1.2E-02	3.6E-02	1.4E-03	1.4E-02	1.4E-01	mg/L
Vinyl chloride	1.00E-03	6.04E-05					1.7E-05	1.7E-04	1.7E-03	mg/L
cis-1,2-Dichloroethene	2.20E-02		1.09E+00	2.0E-03	2.0E-02	6.1E-02				mg/L
trans-1,2-Dichloroethene	5.00E-03		1.24E-01	4.0E-03	4.0E-02	1.2E-01				mg/L
Americium-241	2.21E-01	1.88E-06					1.2E-01	1.2E+00	1.2E+01	pCi/L
Neptunium-237	1.56E-01	1.22E-06					1.3E-01	1.3E+00	1.3E+01	pCi/L
Radium-226	3.99E-01	3.06E-06					1.3E-01	1.3E+00	1.3E+01	pCi/L
Radon-222	4.47E+02	3.27E-04					1.4E+00	1.4E+01	1.4E+02	pCi/L
Technetium-99	1.27E+02	4.61E-06					2.8E+01	2.8E+02	2.8E+03	pCi/L
----- AREA_CODE=m MEDIA=UCRS Groundwater -----										
Analyte	Representative concentration	Risk at medium	HIC	RGO at HI=0.1	RGO at HI=1	RGO at HI=3	RGO at ELCR=1E-06	RGO at ELCR=1E-05	RGO at ELCR=1E-04	Units
Aluminum	3.36E+00		2.26E-01	1.5E+00	1.5E+01	4.5E+01				mg/L
Antimony	5.75E-02		1.02E+01	5.6E-04	5.6E-03	1.7E-02				mg/L
Arsenic	4.01E-03	1.14E-04	8.86E-01	4.5E-04	4.5E-03	1.4E-02	3.5E-05	3.5E-04	3.5E-03	mg/L
Barium	2.81E-01		2.71E-01	1.0E-01	1.0E+00	3.1E+00				mg/L
Cadmium	1.01E-02		1.53E+00	6.6E-04	6.6E-03	2.0E-02				mg/L
Chromium	2.95E-02		6.98E-01	4.2E-03	4.2E-02	1.3E-01				mg/L

Table 8.3 Remedial goal options for the resident (continued)

----- AREA_CODE=m MEDIA=UCRS Groundwater -----										
(continued)										
Analyte	Representative concentration	Risk at medium	HIC	RGO at HI=0.1	RGO at HI=1	RGO at HI=3	RGO at ELCR=1E-06	RGO at ELCR=1E-05	RGO at ELCR=1E-04	Units
Copper	1.31E-01		2.18E-01	6.0E-02	6.0E-01	1.8E+00				mg/L
Fluoride	6.53E-01		7.21E-01	9.1E-02	9.1E-01	2.7E+00				mg/L
Iron	4.14E+00		9.21E-01	4.5E-01	4.5E+00	1.3E+01				mg/L
Lead	5.14E-02		3.43E+04	1.5E-07	1.5E-06	4.5E-06				mg/L
Manganese	2.05E-01		3.05E-01	6.7E-02	6.7E-01	2.0E+00				mg/L
Nickel	6.20E-02		2.06E-01	3.0E-02	3.0E-01	9.0E-01				mg/L
Silver	2.06E-02		2.75E-01	7.5E-03	7.5E-02	2.3E-01				mg/L
Uranium	6.35E-02		1.40E+00	4.5E-03	4.5E-02	1.4E-01				mg/L
Vanadium	2.27E-01		2.45E+00	9.3E-03	9.3E-02	2.8E-01				mg/L
Benzene	3.16E-03	9.11E-06	7.91E-01	4.0E-04	4.0E-03	1.2E-02	3.5E-04	3.5E-03	3.5E-02	mg/L
Bromodichloromethane	9.00E-03	1.07E-05	2.23E-01	4.0E-03	4.0E-02	1.2E-01	8.4E-04	8.4E-03	8.4E-02	mg/L
Chloroform	1.07E-02	7.07E-05	5.35E-01	2.0E-03	2.0E-02	6.0E-02	1.5E-04	1.5E-03	1.5E-02	mg/L
Dibromochloromethane	2.00E-03	3.22E-06	4.95E-02				6.2E-04	6.2E-03	6.2E-02	mg/L
Methylene chloride	4.25E-03	1.17E-06	6.83E-03				3.6E-03	3.6E-02	3.6E-01	mg/L
Trichloroethene	3.75E-03	2.72E-06	3.16E-01	1.2E-03	1.2E-02	3.6E-02	1.4E-03	1.4E-02	1.4E-01	mg/L
Radium-226	6.90E-01	5.29E-06					1.3E-01	1.3E+00	1.3E+01	pCi/L
Radon-222	3.36E+02	2.46E-04					1.4E+00	1.4E+01	1.4E+02	pCi/L

----- AREA_CODE=n MEDIA=McNairy Groundwater -----										
Analyte	Representative concentration	Risk at medium	HIC	RGO at HI=0.1	RGO at HI=1	RGO at HI=3	RGO at ELCR=1E-06	RGO at ELCR=1E-05	RGO at ELCR=1E-04	Units
Aluminum	1.54E+00		1.04E-01	1.5E+00	1.5E+01	4.5E+01				mg/L
Antimony	8.17E-02		1.45E+01	5.6E-04	5.6E-03	1.7E-02				mg/L
Arsenic	4.68E-03	1.34E-04	1.03E+00	4.5E-04	4.5E-03	1.4E-02	3.5E-05	3.5E-04	3.5E-03	mg/L
Barium	1.88E-01		1.81E-01	1.0E-01	1.0E+00	3.1E+00				mg/L
Beryllium	6.86E-03	6.55E-04	2.59E-01	2.6E-03	2.6E-02	7.9E-02	1.0E-05	1.0E-04	1.0E-03	mg/L
Cadmium	1.91E-02		2.89E+00	6.6E-04	6.6E-03	2.0E-02				mg/L
Chromium	3.19E-02		7.53E-01	4.2E-03	4.2E-02	1.3E-01				mg/L
Fluoride	2.38E-01		2.63E-01	9.1E-02	9.1E-01	2.7E+00				mg/L
Iron	8.94E+00		1.99E+00	4.5E-01	4.5E+00	1.3E+01				mg/L
Manganese	3.81E-01		5.67E-01	6.7E-02	6.7E-01	2.0E+00				mg/L
Molybdenum	3.48E-02		4.62E-01	7.5E-03	7.5E-02	2.3E-01				mg/L
Nickel	4.23E-02		1.41E-01	3.0E-02	3.0E-01	9.0E-01				mg/L
Vanadium	1.19E-01		1.28E+00	9.3E-03	9.3E-02	2.8E-01				mg/L
Trichloroethene	1.67E-01	1.21E-04	1.40E+01	1.2E-03	1.2E-02	3.6E-02	1.4E-03	1.4E-02	1.4E-01	mg/L
Radium-226	6.11E-01	4.69E-06					1.3E-01	1.3E+00	1.3E+01	pCi/L
Radon-222	1.87E+02	1.37E-04					1.4E+00	1.4E+01	1.4E+02	pCi/L
Technetium-99	3.84E+01	1.39E-06					2.8E+01	2.8E+02	2.8E+03	pCi/L

Table 8.3 Remedial goal options for the resident (continued)

----- AREA_CODE=n MEDIA=Other Groundwater -----										
Analyte	Representative concentration	Risk at medium	HIC	RGO at HI=0.1	RGO at HI=1	RGO at HI=3	RGO at ELCR=1E-06	RGO at ELCR=1E-05	RGO at ELCR=1E-04	Units
Aluminum	3.49E+00		2.34E-01	1.5E+00	1.5E+01	4.5E+01				mg/L
Antimony	3.58E-02		6.34E+00	5.6E-04	5.6E-03	1.7E-02				mg/L
Arsenic	2.65E-03	7.57E-05	5.86E-01	4.5E-04	4.5E-03	1.4E-02	3.5E-05	3.5E-04	3.5E-03	mg/L
Beryllium	2.73E-03	2.61E-04	1.03E-01	2.6E-03	2.6E-02	7.9E-02	1.0E-05	1.0E-04	1.0E-03	mg/L
Cadmium	1.60E-02		2.42E+00	6.6E-04	6.6E-03	2.0E-02				mg/L
Chromium	2.67E-02		6.30E-01	4.2E-03	4.2E-02	1.3E-01				mg/L
Fluoride	6.21E-01		6.86E-01	9.1E-02	9.1E-01	2.7E+00				mg/L
Iron	4.64E+01		1.03E+01	4.5E-01	4.5E+00	1.3E+01				mg/L
Lead	1.23E-01		8.18E+04	1.5E-07	1.5E-06	4.5E-06				mg/L
Manganese	3.98E+00		5.93E+00	6.7E-02	6.7E-01	2.0E+00				mg/L
Nickel	6.33E-02		2.10E-01	3.0E-02	3.0E-01	9.0E-01				mg/L
Vanadium	1.09E-01		1.18E+00	9.3E-03	9.3E-02	2.8E-01				mg/L
1,1-Dichloroethene	2.60E-02	2.79E-03	1.43E+00	1.8E-03	1.8E-02	5.5E-02	9.3E-06	9.3E-05	9.3E-04	mg/L
1,2-Dichloroethene	8.08E-02		4.44E+00	1.8E-03	1.8E-02	5.5E-02				mg/L
Acetone	5.00E-02		2.47E-01	2.0E-02	2.0E-01	6.1E-01				mg/L
Methylene chloride	4.25E-03	1.17E-06	6.83E-03				3.6E-03	3.6E-02	3.6E-01	mg/L
Naphthalene	1.35E-02		6.80E+00	2.0E-04	2.0E-03	6.0E-03				mg/L
Trichloroethene	2.41E-02	1.75E-05	2.02E+00	1.2E-03	1.2E-02	3.6E-02	1.4E-03	1.4E-02	1.4E-01	mg/L
Vinyl chloride	1.50E-02	9.07E-04					1.7E-05	1.7E-04	1.7E-03	mg/L
cis-1,2-Dichloroethene	9.01E-02		4.47E+00	2.0E-03	2.0E-02	6.1E-02				mg/L
Radium-226	3.66E-01	2.80E-06					1.3E-01	1.3E+00	1.3E+01	pCi/L
Radon-222	8.78E+02	6.42E-04					1.4E+00	1.4E+01	1.4E+02	pCi/L
Thorium-228	7.80E-01	4.67E-06					1.7E-01	1.7E+00	1.7E+01	pCi/L
Uranium-234	2.08E+00	2.39E-06					8.7E-01	8.7E+00	8.7E+01	pCi/L
Uranium-238	2.23E+00	3.57E-06					6.2E-01	6.2E+00	6.2E+01	pCi/L

----- AREA_CODE=n MEDIA=RGa Groundwater -----										
Analyte	Representative concentration	Risk at medium	HIC	RGO at HI=0.1	RGO at HI=1	RGO at HI=3	RGO at ELCR=1E-06	RGO at ELCR=1E-05	RGO at ELCR=1E-04	Units
Antimony	7.68E-02		1.36E+01	5.6E-04	5.6E-03	1.7E-02				mg/L
Arsenic	2.87E-03	8.20E-05	6.35E-01	4.5E-04	4.5E-03	1.4E-02	3.5E-05	3.5E-04	3.5E-03	mg/L
Beryllium	6.75E-03	6.44E-04	2.55E-01	2.6E-03	2.6E-02	7.9E-02	1.0E-05	1.0E-04	1.0E-03	mg/L
Boron	2.64E-01		1.95E-01	1.4E-01	1.4E+00	4.1E+00				mg/L
Cadmium	9.50E-03		1.44E+00	6.6E-04	6.6E-03	2.0E-02				mg/L
Chromium	1.23E-01		2.90E+00	4.2E-03	4.2E-02	1.3E-01				mg/L
Fluoride	1.94E-01		2.14E-01	9.1E-02	9.1E-01	2.7E+00				mg/L
Iron	3.18E+00		7.07E-01	4.5E-01	4.5E+00	1.3E+01				mg/L
Lead	4.93E-02		3.29E+04	1.5E-07	1.5E-06	4.5E-06				mg/L
Lithium	4.00E-02		1.33E-01	3.0E-02	3.0E-01	9.1E-01				mg/L

Table 8.3 Remedial goal options for the resident (continued)

----- AREA_CODE=n MEDIA=RGa Groundwater -----										
(continued)										
Analyte	Representative concentration	Risk at medium	HIC	RGO at HI=0.1	RGO at HI=1	RGO at HI=3	RGO at ELCR=1E-06	RGO at ELCR=1E-05	RGO at ELCR=1E-04	Units
Manganese	2.17E-01		3.23E-01	6.7E-02	6.7E-01	2.0E+00				mg/L
Molybdenum	2.85E-02		3.78E-01	7.5E-03	7.5E-02	2.3E-01				mg/L
Nickel	6.35E-02		2.11E-01	3.0E-02	3.0E-01	9.0E-01				mg/L
Silver	2.32E-02		3.10E-01	7.5E-03	7.5E-02	2.3E-01				mg/L
Vanadium	5.83E-02		6.31E-01	9.3E-03	9.3E-02	2.8E-01				mg/L
1,1,2-Trichloroethane	2.00E-03	1.13E-05	2.48E-01	8.1E-04	8.1E-03	2.4E-02	1.8E-04	1.8E-03	1.8E-02	mg/L
1,1-Dichloroethene	6.50E-02	6.98E-03	3.58E+00	1.8E-03	1.8E-02	5.5E-02	9.3E-06	9.3E-05	9.3E-04	mg/L
1,2-Dichloroethane	1.10E-03	9.91E-06	1.65E-01	6.7E-04	6.7E-03	2.0E-02	1.1E-04	1.1E-03	1.1E-02	mg/L
2-Butanone	9.43E-02		1.52E-01	6.2E-02	6.2E-01	1.9E+00				mg/L
4-Methyl-2-pentanone	1.70E-02		3.33E-01	5.1E-03	5.1E-02	1.5E-01				mg/L
Acetone	9.37E-02		4.63E-01	2.0E-02	2.0E-01	6.1E-01				mg/L
Acrylonitrile	1.00E-02	2.94E-04	8.16E+00	1.2E-04	1.2E-03	3.7E-03	3.4E-05	3.4E-04	3.4E-03	mg/L
Benzene	1.00E-03	2.89E-06	2.50E-01	4.0E-04	4.0E-03	1.2E-02	3.5E-04	3.5E-03	3.5E-02	mg/L
Bis(2-ethylhexyl)phthalate	5.42E-03	1.74E-06	2.11E-02				3.1E-03	3.1E-02	3.1E-01	mg/L
Bromomethane	1.00E-03		3.47E-01	2.9E-04	2.9E-03	8.6E-03				mg/L
Carbazole	5.77E-03	2.68E-06					2.2E-03	2.2E-02	2.2E-01	mg/L
Carbon tetrachloride	1.60E-01	1.09E-03	1.36E+02	1.2E-04	1.2E-03	3.5E-03	1.5E-04	1.5E-03	1.5E-02	mg/L
Chlorobenzene	2.00E-03		1.58E-01	1.3E-03	1.3E-02	3.8E-02				mg/L
Chloroform	1.40E-02	9.22E-05	6.98E-01	2.0E-03	2.0E-02	6.0E-02	1.5E-04	1.5E-03	1.5E-02	mg/L
Chloromethane	2.00E-03	1.50E-06					1.3E-03	1.3E-02	1.3E-01	mg/L
Ethylbenzene	1.85E-01		4.14E-01	4.5E-02	4.5E-01	1.3E+00				mg/L
Methylene chloride	4.39E-02	1.21E-05	7.07E-02				3.6E-03	3.6E-02	3.6E-01	mg/L
PCB-1254	4.47E-04	5.61E-06	2.29E+00	1.9E-05	1.9E-04	5.8E-04	8.0E-05	8.0E-04	8.0E-03	mg/L
Polychlorinated biphenyl	1.00E-04	1.26E-06					8.0E-05	8.0E-04	8.0E-03	mg/L
Tetrachloroethene	3.20E-01	5.66E-04	4.04E+00	7.9E-03	7.9E-02	2.4E-01	5.7E-04	5.7E-03	5.7E-02	mg/L
Trichloroethene	6.71E+00	4.87E-03	5.64E+02	1.2E-03	1.2E-02	3.6E-02	1.4E-03	1.4E-02	1.4E-01	mg/L
Vinyl chloride	1.75E+00	1.06E-01					1.7E-05	1.7E-04	1.7E-03	mg/L
cis-1,2-Dichloroethene	9.27E-01		4.60E+01	2.0E-03	2.0E-02	6.1E-02				mg/L
trans-1,2-Dichloroethene	8.89E-01		2.20E+01	4.0E-03	4.0E-02	1.2E-01				mg/L
Americium-241	2.76E-01	2.35E-06					1.2E-01	1.2E+00	1.2E+01	pCi/L
Cesium-137	2.07E+01	1.69E-05					1.2E+00	1.2E+01	1.2E+02	pCi/L
Neptunium-237	5.00E-01	3.89E-06					1.3E-01	1.3E+00	1.3E+01	pCi/L
Radium-226	2.86E+01	2.19E-04					1.3E-01	1.3E+00	1.3E+01	pCi/L
Radon-222	4.31E+02	3.15E-04					1.4E+00	1.4E+01	1.4E+02	pCi/L
Techneium-99	2.07E+02	7.49E-06					2.8E+01	2.8E+02	2.8E+03	pCi/L
Uranium-234	1.62E+00	1.87E-06					8.7E-01	8.7E+00	8.7E+01	pCi/L
Uranium-235	1.31E+00	1.59E-06					8.2E-01	8.2E+00	8.2E+01	pCi/L
Uranium-238	2.15E+01	3.46E-05					6.2E-01	6.2E+00	6.2E+01	pCi/L

Table 8.3 Remedial goal options for the resident (continued)

----- AREA_CODE=n MEDIA=UCRS Groundwater -----										
Analyte	Representative concentration	Risk at medium	HIC	RGO at HI=0.1	RGO at HI=1	RGO at HI=3	RGO at ELCR=1E-06	RGO at ELCR=1E-05	RGO at ELCR=1E-04	Units
Aluminum	2.60E+00		1.75E-01	1.5E+00	1.5E+01	4.5E+01				mg/L
Antimony	4.97E-02		8.81E+00	5.6E-04	5.6E-03	1.7E-02				mg/L
Arsenic	1.21E-02	3.47E-04	2.68E+00	4.5E-04	4.5E-03	1.4E-02	3.5E-05	3.5E-04	3.5E-03	mg/L
Barium	2.78E-01		2.68E-01	1.0E-01	1.0E+00	3.1E+00				mg/L
Beryllium	1.70E-03	1.62E-04	6.43E-02				1.0E-05	1.0E-04	1.0E-03	mg/L
Cadmium	8.02E-03		1.21E+00	6.6E-04	6.6E-03	2.0E-02				mg/L
Chromium	3.31E-02		7.81E-01	4.2E-03	4.2E-02	1.3E-01				mg/L
Fluoride	4.42E-01		4.88E-01	9.1E-02	9.1E-01	2.7E+00				mg/L
Iron	4.18E+00		9.31E-01	4.5E-01	4.5E+00	1.3E+01				mg/L
Lead	4.82E-02		3.22E+04	1.5E-07	1.5E-06	4.5E-06				mg/L
Manganese	7.92E-01		1.18E+00	6.7E-02	6.7E-01	2.0E+00				mg/L
Mercury	5.00E-04		1.12E-01	4.4E-04	4.4E-03	1.3E-02				mg/L
Molybdenum	1.00E-02		1.33E-01	7.5E-03	7.5E-02	2.3E-01				mg/L
Nickel	1.08E-01		3.58E-01	3.0E-02	3.0E-01	9.0E-01				mg/L
Silver	2.11E-02		2.81E-01	7.5E-03	7.5E-02	2.3E-01				mg/L
Strontium	1.29E+00		1.43E-01	9.0E-01	9.0E+00	2.7E+01				mg/L
Uranium	2.40E-02		5.30E-01	4.5E-03	4.5E-02	1.4E-01				mg/L
Vanadium	8.05E-02		8.70E-01	9.3E-03	9.3E-02	2.8E-01				mg/L
1,1-Dichloroethene	2.00E-01	2.15E-02	1.10E+01	1.8E-03	1.8E-02	5.5E-02	9.3E-06	9.3E-05	9.3E-04	mg/L
1,2-Dichloroethane	2.00E-03	1.80E-05	3.00E-01	6.7E-04	6.7E-03	2.0E-02	1.1E-04	1.1E-03	1.1E-02	mg/L
1,2-Dichloroethene	6.11E-03		3.36E-01	1.8E-03	1.8E-02	5.5E-02				mg/L
2,4-Dimethylphenol	4.40E-03		1.13E-01	3.9E-03	3.9E-02	1.2E-01				mg/L
Benzene	7.80E-03	2.25E-05	1.95E+00	4.0E-04	4.0E-03	1.2E-02	3.5E-04	3.5E-03	3.5E-02	mg/L
Bromodichloromethane	9.00E-03	1.07E-05	2.23E-01	4.0E-03	4.0E-02	1.2E-01	8.4E-04	8.4E-03	8.4E-02	mg/L
Chloroform	2.40E-02	1.58E-04	1.20E+00	2.0E-03	2.0E-02	6.0E-02	1.5E-04	1.5E-03	1.5E-02	mg/L
Dibromochloromethane	2.00E-03	3.22E-06	4.95E-02				6.2E-04	6.2E-03	6.2E-02	mg/L
Dimethylbenzene	5.99E-01		1.51E-01	4.0E-01	4.0E+00	1.2E+01				mg/L
Ethylbenzene	3.39E-01		7.57E-01	4.5E-02	4.5E-01	1.3E+00				mg/L
Methylene chloride	4.50E-03	1.24E-06	7.24E-03				3.6E-03	3.6E-02	3.6E-01	mg/L
Naphthalene	1.41E-02		7.10E+00	2.0E-04	2.0E-03	6.0E-03				mg/L
Trichloroethene	2.52E+01	1.83E-02	2.12E+03	1.2E-03	1.2E-02	3.6E-02	1.4E-03	1.4E-02	1.4E-01	mg/L
Vinyl chloride	5.00E+00	3.02E-01					1.7E-05	1.7E-04	1.7E-03	mg/L
cis-1,2-Dichloroethene	3.84E+00		1.90E+02	2.0E-03	2.0E-02	6.1E-02				mg/L
trans-1,2-Dichloroethene	5.00E-01		1.24E+01	4.0E-03	4.0E-02	1.2E-01				mg/L
Neptunium-237	3.25E-01	2.53E-06					1.3E-01	1.3E+00	1.3E+01	pCi/L
Plutonium-239	1.39E-01	1.14E-06					1.2E-01	1.2E+00	1.2E+01	pCi/L
Radium-226	5.18E-01	3.97E-06					1.3E-01	1.3E+00	1.3E+01	pCi/L
Radon-222	8.06E+02	5.89E-04					1.4E+00	1.4E+01	1.4E+02	pCi/L
Technetium-99	1.44E+02	5.23E-06					2.8E+01	2.8E+02	2.8E+03	pCi/L
Thorium-228	6.40E-01	3.83E-06					1.7E-01	1.7E+00	1.7E+01	pCi/L
Uranium-234	4.33E+00	4.98E-06					8.7E-01	8.7E+00	8.7E+01	pCi/L
Uranium-235	9.41E-01	1.15E-06					8.2E-01	8.2E+00	8.2E+01	pCi/L

Table 8.3 Remedial goal options for the resident (continued)

----- AREA_CODE=n MEDIA=UCRS Groundwater -----										
(continued)										
Analyte	Representative concentration	Risk at medium	HIC	RGO at HI=0.1	RGO at HI=1	RGO at HI=3	RGO at ELCR=1E-06	RGO at ELCR=1E-05	RGO at ELCR=1E-04	Units
Uranium-238	1.15E+01	1.85E-05					6.2E-01	6.2E+00	6.2E+01	pCi/L

**Feasibility Study
for the Groundwater Operable Unit
at Paducah Gaseous Diffusion Plant
Paducah, Kentucky**

**Volume 3. Appendix B
Baseline Risk Assessment**



Cleared for Public Release

**DOE/OR/07-1857
Internal Draft
Primary Document**

**Feasibility Study
for the Groundwater Operable Unit
at Paducah Gaseous Diffusion Plant
Paducah, Kentucky**

**Volume 3. Appendix B
Baseline Human Health Risk Assessment**

Date Issued—June 2001

Prepared for the
Department of Energy
Office of Environmental Management

By
Bechtel Jacobs Company LLC
managing the

Environmental Management Activities at the
Paducah Gaseous Diffusion Plant
Paducah, Kentucky 42001
managed by
Bechtel Jacobs Company LLC
for the
U.S. Department of Energy
under contract DE-AC05-98OR22700

SCIENCE APPLICATIONS INTERNATIONAL CORPORATION

contributed to the preparation of this document and should not
be considered an eligible contractor for its review.

CONTENTS

EXHIBITS	ix
EXECUTIVE SUMMARY	xiii
1. INTRODUCTION AND RESULTS OF PREVIOUS INVESTIGATIONS	1-1
1.1 INTRODUCTION	1-1
1.2 RESULTS OF PREVIOUS INVESTIGATIONS	1-2
1.2.1 Previous Source Control Unit Investigations	1-2
1.2.2 Results of Previous Groundwater Integrator Unit Investigations.....	1-67
1.2.3 Other Studies	1-79
2. DATA EVALUATION	2-1
2.1 INTRODUCTION	2-1
2.2 SOURCES OF DATA	2-1
2.2.1 Consideration of Geographical Location of Sampling Station.....	2-1
2.2.2 Consideration of Depth of Sampling	2-2
2.2.3 Consideration of Type of Sampling Station	2-2
2.2.4 Consideration of Sample Preparation	2-3
2.3 GENERAL DATA EVALUATION CONSIDERATIONS	2-3
2.4 RISK ASSESSMENT SPECIFIC DATA EVALUATION.....	2-4
2.4.1 Current Conditions	2-4
2.4.2 Evaluation of Modeled Concentrations for Groundwater	2-8
2.5 EVALUATION OF DATA FROM OTHER SOURCES.....	2-8
2.5.1 Groundwater User Survey Phase I (CH2M Hill 1991a).....	2-8
2.5.2 Agriculture Extension Agent interviews	2-9
2.5.3 Kentucky Department of Fish and Wildlife Resources information	2-9
2.5.4 Area Size Information	2-9
2.5.5 Exposure Unit Information for Worker	2-9
2.5.6 Exposure Unit Information for Residents.....	2-9
2.5.7 Deer Range Information	2-10
2.6 SUMMARY OF COPCS	2-10
3. EXPOSURE ASSESSMENT	3-1
3.1 INTRODUCTION	3-1
3.2 CHARACTERIZATION OF EXPOSURE SETTING.....	3-1
3.2.1 Physical Description of the GWOU	3-2
3.2.2 Physical Description of Area a	3-3
3.2.3 Physical Description of Area b.....	3-3
3.2.4 Physical Description of Area c	3-3
3.2.5 Physical Description of Area d.....	3-5
3.2.6 Physical Description of Area e	3-5
3.2.7 Physical Description of Area f	3-5
3.2.8 Physical Description of Area g.....	3-5
3.2.9 Physical Description of Area h.....	3-5
3.2.10 Physical Description of Area i.....	3-5
3.2.11 Physical Description of Area j.....	3-6
3.2.12 Physical Description of Area k.....	3-6
3.2.13 Physical Description of Area l (All groundwater inside PGDP boundary)	3-6

CONTENTS (continued)

3.2.14	Physical Description of Area m.....	3-6
3.2.15	Physical Description of Area n.....	3-6
3.2.16	Demography and Land Use.....	3-6
3.3	IDENTIFICATION OF EXPOSURE PATHWAYS.....	3-7
3.3.1	Points of Human Contact – Land Use Considerations.....	3-7
3.3.2	Potential Receptor Populations.....	3-8
3.3.3	Delineation of Exposure Points/Exposure Routes.....	3-8
3.3.4	Development of Conceptual Site Models.....	3-13
3.3.5	Calculation of Representative Exposure Concentrations of COPCs.....	3-13
3.4	QUANTIFICATION OF EXPOSURE.....	3-14
3.5	SUMMARY OF EXPOSURE ASSESSMENT.....	3-15
4.	TOXICITY ASSESSMENT.....	4-1
4.1	INTRODUCTION.....	4-1
4.2	INORGANIC COMPOUNDS.....	4-2
4.2.1	Aluminum (CAS 000742-90-05) (RAIS).....	4-2
4.2.2	Antimony (CAS 007440-36-0) (RAIS).....	4-3
4.2.3	Arsenic (CAS 007440-38-2) (RAIS).....	4-4
4.2.4	Barium (CAS 007440-39-3) (RAIS).....	4-5
4.2.5	Beryllium (CAS 007440-41-7) (RAIS).....	4-6
4.2.6	Bicarbonate (CAS 000071-52-3).....	4-7
4.2.7	Boron (CAS 007440-42-8).....	4-7
4.2.8	Cadmium (CAS 007440-43-9) (RAIS).....	4-8
4.2.9	Cerium (CAS 007440-45-1).....	4-9
4.2.10	Chromium III (CAS 16065-83-1) and Chromium VI (CAS 18540-29-9) (RAIS).....	4-9
4.2.11	Cobalt (CAS 007440-48-4) (ATSDR).....	4-11
4.2.12	Copper (CAS 007440-50-8) (RAIS).....	4-11
4.2.13	Fluoride (CAS 007782-41-4).....	4-12
4.2.14	Gallium (CAS 007440-55-3).....	4-13
4.2.15	Iron (CAS 007439-89-6).....	4-13
4.2.16	Lead (CAS 007439-92-1) (RAIS).....	4-13
4.2.17	Lithium (CAS 007439-93-2) (RAIS).....	4-16
4.2.18	Manganese (CAS 007439-96-5) (RAIS).....	4-17
4.2.19	Mercury (CAS 007439-97-6) (RAIS).....	4-18
4.2.20	Molybdenum (CAS 007439-98-7) (RAIS).....	4-19
4.2.21	Nickel (CAS 007440-02-0 for soluble nickel salts) (RAIS).....	4-21
4.2.22	Nitrate, Nitrate/Nitrite (CAS 14797-55-8) also Nitrate as Nitrogen (CAS007727-37-9) (RAIS).....	4-22
4.2.23	Nitrogen (Kjeldahl-total (CAS007727-37-9) also Ammonia as Nitrogen (CAS0007664-41-7))1.....	4-23
4.2.24	Orthophosphate (CAS 0014265-44-2).....	4-24
4.2.25	Selenium (CAS 007782-49-2) (RAIS).....	4-24
4.2.26	Silica (CAS 007631-86-9).....	4-25
4.2.27	Silver (CAS 007440-22-4) (RAIS).....	4-25
4.2.28	Strontium (CAS 007440-24-6).....	4-26
4.2.29	Sulfate and Sulfide (CAS 012143-45-2 and 018496-25-8).....	4-26
4.2.30	Tetraoxo-sulfate (1-).....	4-27
4.2.31	Thallium (CAS 007440-28-0) (RAIS).....	4-27
4.2.32	Thorium (007440-29-1).....	4-28

CONTENTS (continued)

4.2.33	Tin (CAS 007440-31-5).....	4-28
4.2.34	Titanium (CAS 007440-32-6)	4-28
4.2.35	Uranium (metal and soluble salts) (CAS 007440-61-1) (see radionuclide section, also).....	4-28
4.2.36	Vanadium (CAS 007440-62-2 for metal) (RAIS)	4-29
4.2.37	Zinc (CAS 007440-66-6 for metal) (RAIS).....	4-30
4.2.38	Zirconium (CAS 007440-32-6)	4-32
4.3	ORGANIC COMPOUNDS	4-32
4.3.1	1,1,2-Trichloroethane (CAS 000079-00-5) (RAIS)	4-32
4.3.2	1,1-Dichloroethane (CAS 000075-34-3) (RAIS)	4-33
4.3.3	1,1-Dichloroethene (CAS 000075-35-4) (RAIS)	4-34
4.3.4	1,2-Dichlorobenzene (CAS 000095-50-1)	4-35
4.3.5	1,2-Dichloroethane (CAS 000107-06-2) (RAIS)	4-35
4.3.6	1,2-Dichloroethene (total (CAS 00540-59-0), <i>cis</i> - (CAS 000156-59-2), and <i>trans</i> - (CAS 000156-60-5)).....	4-37
4.3.7	1,3,5-Trimethylbenzene (CAS 000108-67-8).....	4-38
4.3.8	1,3-Dichloropropene, <i>trans</i> - (CAS 010061-02-6)	4-38
4.3.9	1,4-Dichlorobenzene (CAS 000106-46-7) (RAIS).....	4-38
4.3.10	2,4-Dimethylphenol (CAS 000105-67-9).....	4-39
4.3.11	4-Bromofluorobenzene (CAS 000460-00-4).....	4-40
4.3.12	4-Methyl-2-pentanone (methyl butyl ketone) (CAS 000108-10-1).....	4-40
4.3.13	Acetone (CAS 000067-64-1) (RAIS)	4-40
4.3.14	Acrylonitrile (CAS 000107-13-1).....	4-42
4.3.15	Aroclor [®] 1254 (CAS 011097-69-1) (RAIS)	4-42
4.3.16	Benzene (CAS 000071-43-2)	4-43
4.3.17	Bis(2-ethylhexyl)phthalate (CAS 000127-81-17) (RAIS).....	4-45
4.3.18	Bromomethane (CAS 000074-83-9).....	4-46
4.3.19	Butyl benzyl phthalate (CAS 000085-68-7).....	4-46
4.3.20	Carbon Tetrachloride (CAS 000056-23-5) (RAIS)	4-46
4.3.21	Chlorobenzene CAS (000108-90-7)	4-47
4.3.22	Chloroethane (CAS 000075-00-3).....	4-47
4.3.23	Chloroform (CAS 67-66-3) (RAIS).....	4-48
4.3.24	Chloromethane (CAS 000074-87-3).....	4-49
4.3.25	Chrysene (CAS 000218-01-9) (also see toxicity profile for polycyclic aromatic hydrocarbons).....	4-49
4.3.26	Di-n-butyl phthalate (CAS 000084-74-2).....	4-50
4.3.27	Dimethylbenzene (CAS 001330-20-7) (see toxicity profile for m,p-xylene).....	4-50
4.3.28	Ethane (CAS 000074-84-0)	4-50
4.3.29	Ethanol (CAS 000064-17-5).....	4-51
4.3.30	Ethylbenzene (CAS 000100-41-4) (RAIS).....	4-51
4.3.31	Ethylene (CAS 000074-85-1).....	4-52
4.3.32	Fluorene (CAS 000086-73-7) (see toxicity profile for Polycyclic Aromatic Hydrocarbons).....	4-52
4.3.33	Isophorone (CAS 000078-59-1)	4-52
4.3.34	Methylene Chloride (CAS 000075-09-2) (RAIS)	4-52
4.3.35	Naphthalene (CAS 000091-20-3) (RAIS)	4-53
4.3.36	Phenanthrene (CAS 000085-01-8) (RAIS) (see toxicity profile for Polycyclic Aromatic Hydrocarbons).....	4-54

CONTENTS (continued)

4.3.37	Polychlorinated biphenyl (CAS 27323-18-8) (see toxicity profile for Aroclor-1254).....	4-55
4.3.38	Polycyclic Aromatic Hydrocarbons.....	4-55
4.3.39	Tetrachloroethene (CAS 000127-18-4) (RAIS)	4-57
4.3.40	Trichloroethene (CAS 000079-01-6) (RAIS)	4-58
4.3.41	Vinyl Chloride (CAS 000075-01-4) (RAIS)	4-59
4.3.42	Xylene (mixture (CAS 001330-20-7), ortho- (CAS 000095-47-6) , meta- (CAS 000108-38-3), para- (CAS 000106-42-3)) (RAIS).....	4-60
4.4	RADIONUCLIDES	4-61
4.4.1	Introduction	4-61
4.4.2	Americium-241 (CAS 014596-10-2) (see previous discussion on radionuclides)	4-63
4.4.3	Cesium-137 (CAS 010045-97-3) (see previous discussion on radionuclides).....	4-63
4.4.4	Cobalt-60 (CAS 010198-40-0)	4-64
4.4.5	Neptunium-237 (CAS 013994-20-2) (see previous discussion on radionuclides)	4-64
4.4.6	Plutonium-239 (CAS 015117-48-3)	4-65
4.4.7	Radium-226 (CAS 013982-63-3)	4-66
4.4.8	Radon-222 (CAS 014859-67-7)	4-66
4.4.9	Technetium-99 (CAS 014133-76-7) (see previous discussion on radionuclides)	4-67
4.4.10	Thorium-228 (CAS 014274-82-9) and Thorium-230 (CAS 014269-63-7) (see previous discussion on radionuclides).....	4-68
4.4.11	Uranium (CAS 7440-62-2 for metal, CAS 013966-29-5 for U-234, CAS 15117-96-1 for U-235, and CAS 07440-61-1 for U-238) (see previous discussion on radionuclides)	4-69
4.5	CHEMICALS FOR WHICH NO EPA TOXICITY VALUES ARE AVAILABLE	4-70
4.6	UNCERTAINTIES RELATED TO TOXICITY INFORMATION.....	4-71
4.7	SUMMARY OF TOXICITY ASSESSMENT	4-71
4.7.1	Area a	4-71
4.7.2	Area b	4-71
4.7.3	Area c	4-71
4.7.4	Area d	4-72
4.7.5	Area e	4-72
4.7.6	Area f.....	4-72
4.7.7	Area g	4-72
4.7.8	Area h	4-73
4.7.9	Area i	4-73
4.7.10	Area j	4-73
4.7.11	Area k	4-73
4.7.12	Area l	4-73
4.7.13	Area m	4-74
4.7.14	Area n	4-74
5.	RISK CHARACTERIZATION.....	5-1
5.1	INTRODUCTION	5-1
5.2	DETERMINATION OF POTENTIAL FOR NONCANCER EFFECTS	5-1
5.3	DETERMINATION OF EXCESS LIFETIME CANCER RISK	5-2
5.3.1	Chemical Excess Cancer Risk	5-2
5.3.2	Radionuclide Excess Cancer Risk	5-4
5.4	RISK CHARACTERIZATION FOR CURRENT CONCENTRATIONS BY AREA	5-4
5.4.1	Industrial Worker.....	5-5

CONTENTS (continued)

5.4.2	Recreational user	5-9
5.4.3	Rural Resident	5-19
5.5	RISK CHARACTERIZATION FOR FUTURE CONCENTRATIONS.....	5-33
5.6	RISK CHARACTERIZATION FOR LEAD	5-42
5.7	IDENTIFICATION OF LAND USE SCENARIOS, PATHWAYS, AND CONTAMINANTS OF CONCERN FOR AREAS	5-42
5.7.1	Land Use Scenarios of Concern	5-45
5.7.2	Contaminants of Concern	5-45
5.7.3	Pathways of Concern.....	5-56
5.8	SUMMARY OF RISK CHARACTERIZATION	5-56
6.	UNCERTAINTY IN THE RISK ASSESSMENT	6-1
6.1	UNCERTAINTIES ASSOCIATED WITH DATA AND DATA EVALUATION	6-1
6.1.1	Selection of COPCs.....	6-1
6.1.2	Determination of exposure point concentrations–current conditions	6-3
6.1.3	Determination of exposure point concentrations–future conditions.....	6-5
6.1.4	Use of concentrations from total versus filtered samples.....	6-5
6.2	UNCERTAINTIES ASSOCIATED WITH EXPOSURE ASSESSMENT.....	6-6
6.2.1	Uncertainties in biota fate and transport modeling.....	6-6
6.2.2	Uncertainties in use of reasonable maximum exposure scenarios.....	6-9
6.2.3	Uncertainties related to development of the site conceptual models.....	6-9
6.2.4	Uncertainties related to use of default values when estimating dermal absorbed dose.....	6-10
6.3	UNCERTAINTIES ASSOCIATED WITH TOXICITY ASSESSMENT	6-10
6.3.1	Uncertainties due to lack of toxicity values for some chemicals.....	6-10
6.3.2	Uncertainties in deriving toxicity values	6-11
6.3.3	Uncertainties due to calculation of absorbed dose toxicity values from administered dose toxicity values.....	6-11
6.4	UNCERTAINTIES ASSOCIATED WITH RISK CHARACTERIZATION	6-11
6.4.1	Combining chemical-specific risk values and pathway risk values	6-12
6.4.2	Combining risks from chemicals with those from radionuclides	6-13
6.5	SUMMARY OF UNCERTAINTIES	6-13
7.	SUMMARY AND CONCLUSIONS.....	7-1
7.1	DATA EVALUATION AND SELECTION OF COPCS	7-1
7.2	EXPOSURE ASSESSMENT	7-2
7.3	TOXICITY ASSESSMENT	7-3
7.4	RISK CHARACTERIZATION	7-3
7.4.1	Land use scenarios of concern.....	7-3
7.4.2	Contaminants of concern.....	7-3
7.4.3	Pathways of concern.....	7-5
7.5	OBSERVATIONS	7-5
8.	REMEDIAL GOAL OPTIONS	8-1
8.1	CALCULATION OF RGOS	8-1
8.2	PRESENTATION OF RGOS	8-1
9.	REFERENCES.....	9-1

CONTENTS (continued)

ATTACHMENTS

- 1 TABLES
- 2 FIGURES
- 3 SAS PROGRAMS
- 4 COMPLETE TOXICITY PROFILES
- 5 LEAD MODELING
- 6 FILTERED BHHRA RESULTS
- 7 MODELED CONCENTRATIONS BHHRA RESULTS
- 8 WELL-BY-WELL BHHRA RESULTS
- 9 SUMMARY OF THE BERA FOR NORTHWEST DISSOLVED PHASE PLUME
- 10 RADIATION DOSE ASSESSMENT FOR RESIDENTIAL GROUNDWATER USE
- 11 RISK CHARACTERIZATION FOR THE SOUTHEAST PLUME

EXHIBITS

1.1	Land uses of concern for WAG 6	1-5
1.2	Summary of risk results for WAG 6 without lead as a COPC.....	1-6
1.3	Summary of risk and uncertainty results for current industrial worker for WAG 6.....	1-8
1.4	Summary of risk and uncertainty results for future industrial worker for WAG 6.....	1-9
1.5	Summary of systemic toxicity and uncertainty results for current industrial worker for WAG 6.....	1-10
1.6	Summary of systemic toxicity and uncertainty results for future industrial worker for WAG 6.....	1-11
1.7	Comparison between maximum modeled concentrations at the PGDP fence boundary and residential use risk-based concentrations (RBCs) for WAG 6 sources.....	1-12
1.8	Summary of sources and maximum modeled concentrations for contaminants that have a source within the WAG 6 area that exceeds a residential use risk-based concentration (RBC).....	1-14
1.9	Summary of time required to reach maximum modeled concentrations at the PGDP fence boundary for contaminant sources within the WAG 6 area that contribute maximum contaminant concentrations exceeding residential use risk-based concentrations (RBCs).....	1-15
1.10	Land uses of concern for WAG 27	1-17
1.11	Summary of risk results for WAG 27 without lead as a COPC.....	1-18
1.12	Summary of risk and uncertainty results for the current industrial worker for WAG 27	1-19
1.13	Summary of risk and uncertainty results for the future industrial worker for WAG 27	1-20
1.14	Summary of systemic toxicity and uncertainty results for the current industrial worker for WAG 27	1-21
1.15	Summary of systemic toxicity and uncertainty results for the future industrial worker for WAG 27	1-22
1.16	Comparison between maximum modeled concentrations at the PGDP fence boundary and residential use RBCs for WAG 27 sources.....	1-23
1.17	Summary of sources and maximum modeled concentrations for contaminants that have a source within the WAG 27 area that exceeds a residential use risk-based concentration (RBC).....	1-24
1.18	Summary of time required to reach maximum modeled concentrations at the PGDP fence boundary for contaminant sources within the WAG 27 area that contribute maximum contaminant concentrations exceeding residential use risk-based concentrations (RBCs).....	1-25
1.19	Land uses of concern for WAG 28	1-28
1.20	Summary of risk results for WAG 28 without lead as a COPC.....	1-29
1.21	Summary of risk and uncertainty results for current industrial worker for WAG 28	1-30
1.22	Summary of risk and uncertainty results for future industrial worker for WAG 28.....	1-31
1.23	Summary of systemic toxicity and uncertainty results for current industrial worker for WAG 28.....	1-32
1.24	Summary of systemic toxicity and uncertainty results for future industrial worker for WAG 28.....	1-33
1.25	Comparison between maximum modeled concentrations at the PGDP fence boundary and residential use risk-based concentrations (RBCs) for WAG 28 sources.....	1-34
1.26	Summary of sources and maximum modeled concentrations for contaminants that have a source within the WAG 28 area that exceeds a residential use risk-based concentration (RBC).....	1-35
1.27	Summary of time required to reach maximum modeled concentrations at the PGDP fence boundary for contaminant sources within the WAG 28 area that contribute maximum contaminant concentrations exceeding residential use risk-based concentrations (RBCs).....	1-36

EXHIBITS (continued)

1.28	Land uses of concern for WAG 3	1-38
1.29	Summary of risk results for WAG 3 without lead as a COPC.....	1-39
1.30	Summary of risk and uncertainty results for current industrial worker for WAG 3.....	1-40
1.31	Summary of risk and uncertainty results for future industrial worker for WAG 3.....	1-41
1.32	Summary of systemic toxicity and uncertainty results for current industrial worker for WAG 3.....	1-42
1.33	Summary of systemic toxicity and uncertainty results for future industrial worker for WAG 3.....	1-43
1.34	Comparison between maximum modeled concentrations at the PGDP fence boundary and residential use risk-based concentrations (RBCs) for WAG 3 sources.....	1-44
1.35	Summary of sources and maximum modeled concentrations for contaminants that have a source within the WAG 3 area that exceeds a residential use risk-based concentration (RBC).....	1-45
1.36	Summary of time required to reach maximum modeled concentrations at the PGDP fence boundary for contaminant sources within the WAG 3 area that contribute maximum contaminant concentrations exceeding residential use risk-based concentrations (RBCs).....	1-47
1.37	Summary of risk results for SWMUs 7 & 30 without lead as a COPC	1-50
1.38	Summary of risk results and uncertainties for SWMUs 7 & 30	1-51
1.39	Summary of systemic toxicity results and uncertainties for SWMUs 7 & 30	1-53
1.40	Summary of comparison of concentration of analytes detected in soil and sediment at SWMU 2 to industrial use preliminary remediation goals.....	1-55
1.41	Comparison of estimated maximum concentrations of contaminants in RGA water at the PGDP fence line originating from soil and waste cells at SWMU 2 to residential preliminary remediation goals	1-57
1.42	Comparison of present and future concentrations of trichloroethene in RGA water drawn at the security fence and plant boundary to residential preliminary remediation goals - contributions from potential secondary sources at SWMU 2	1-59
1.43	SWMU descriptions for WAGs 1 and 7	1-60
1.44	Summary of use scenarios of concern for WAG 1 & 7 BRA.....	1-62
1.45	Summary of risk results for WAG 1 & 7	1-62
1.46	Summary of WAG 23 risk results.....	1-64
1.47	Summary of the Residual Risk Report findings for WAG 23	1-65
1.48	Summary risk results from the UST BRA	1-66
1.49	Summary risk results from the WAGs 1 & 7 UST BRA	1-66
1.50	Summary risk results from the C-750 A&B UST BRA.....	1-66
1.51	Excess lifetime cancer risk and hazard indices under residential use from chemicals in groundwater as reported in the Phase I Site Investigation	1-68
1.52	Excess total cancer incidence under residential use from radionuclides in groundwater as reported in the Phase I Site Investigation.....	1-68
1.53	Summary of risk estimates for current and future residential use of groundwater from the PHEA.....	1-71
1.54	Excess lifetime cancer risk under residential use from chemicals in groundwater as reported in the Northwest Plume BRA	1-73
1.55	Hazard indices under residential use from chemicals in groundwater as reported in the Northwest Plume BRA	1-73
1.56	Contaminants ^a contributing to excess lifetime cancer risk under residential use by well category as reported in the Northwest Plume BRA	1-74
1.57	Contaminants ^a contributing to hazard index under residential use by well category as reported in the Northwest Plume BRA	1-74

EXHIBITS (continued)

1.58	Excess lifetime cancer risk under residential use from chemicals in groundwater as reported in the Northwest Dissolved Phase Plume BRA	1-77
1.59	Hazard indices (child) under residential use from chemicals in groundwater as reported in the Northwest Dissolved Phase Plume BRA	1-77
1.60	Contaminants ^a contributing to excess lifetime cancer risk under residential use by well category as reported in the Northwest Dissolved Phase Plume Report	1-78
1.61	Contaminants ^a contributing to hazard index (child) under residential use by well category as reported in the Northwest Plume Dissolved Phase Report	1-78
2.1	General summary of COPCs by area and analyte type for the unfiltered data set ¹	2-10
3.1	Well groupings for the unfiltered well data for the GWOU BRA, PGDP, Paducah, Kentucky	3-4
3.2	Exposure routes quantified in the GWOU baseline human health risk assessment	3-12
5.1	Table of contents for GWOU BHHRA risk tables	5-5
5.2	Direct contact exposure route summary for the industrial worker - systemic toxicity ¹	5-6
5.3	Driving contaminants' summary for direct contact exposure routes for the industrial worker scenario - systemic toxicity	5-8
5.4	Direct contact exposure route summary for the industrial worker – excess lifetime cancer risk ¹	5-10
5.5	Driving contaminants' summary for direct contact exposure routes for the industrial worker scenario – excess lifetime cancer risk	5-12
5.6	Direct contact exposure route summary for the child recreator - systemic toxicity ¹	5-13
5.7	Driving contaminants' summary for direct contact exposure routes for the child recreator scenario - systemic toxicity	5-15
5.8	Biota exposure route summary for the child recreator – systemic toxicity ¹	5-16
5.9	Direct contact exposure route summary for the recreator – excess lifetime cancer risk ¹	5-20
5.10	Driving contaminants' summary for direct contact exposure routes for the recreator scenario – excess lifetime cancer risk	5-22
5.11	Biota exposure route summary for the recreator – excess lifetime cancer risk ¹	5-23
5.12	Direct contact exposure route summary for the child resident - systemic toxicity ¹	5-26
5.13	Driving contaminants' summary for direct contact exposure routes for the child resident scenario - systemic toxicity	5-28
5.14	Biota exposure route summary for the child resident – systemic toxicity ¹	5-29
5.15	Direct contact exposure route summary for the resident – excess lifetime cancer risk ¹	5-34
5.16	Driving contaminants' summary for direct contact exposure routes for the resident scenario – excess lifetime cancer risk	5-36
5.17	Biota exposure route summary for the resident – excess lifetime cancer risk ¹	5-37
5.18	Comparison of representative concentrations ¹ of lead (µg/L) against regulatory values for the unfiltered data by area	5-44
5.19	Selection of land uses of concern	5-46
5.20	Contaminants of concern for systemic toxicity for UCRS ¹ across all areas	5-47
5.21	Contaminants of concern for systemic toxicity for RGA ¹ across all areas	5-49
5.22	Contaminants of concern for systemic toxicity for McNairy Formation ¹ across all areas	5-51
5.23	Contaminants of concern for ELCR for UCRS ¹ across all areas	5-52
5.24	Contaminants of concern for ELCR for RGA ¹ across all areas	5-53
5.25	Contaminants of concern for ELCR for McNairy ¹ Formation across all areas	5-54
5.26	Pathways of concern for UCRS ¹	5-57
5.27	Pathways of concern for RGA ¹	5-58
5.28	Pathways of concern for McNairy Formation ¹	5-59

EXHIBITS (continued)

6.1	Comparison of risk results (without lead) for the resident derived using unfiltered and filtered samples ¹	6-7
6.2	Effect upon the risk results for the recreator and resident from summing the biota consumption exposure routes with those for the direct exposure routes ¹	6-8
6.3	Summary of uncertainties	6-14
7.1	Concentrations of ²²² Ra (µg/L) by area and comparison to human health risk-based concentrations and background concentrations ¹	7-7
8.1	Maximum contaminant levels (MCLs) for COCs identified in the GWOU BHHRA for the Paducah Gaseous Diffusion Plant, Paducah, Kentucky	8-2

EXECUTIVE SUMMARY

This baseline human health risk assessment (BHHRA) utilizes information collected during a number of previous investigations to characterize the baseline risks posed to human health from contact with contaminants in groundwater at and around the Paducah Gaseous Diffusion Plant (PGDP). (Baseline doses from ingestion of groundwater are also characterized in an attachment to this BHHRA.) This BHHRA also uses information from fate and transport modeling to estimate the baseline risks posed to human health through contact with groundwater and other media impacted by contaminants migrating from the various sources at the PGDP to selected points of exposure. Generally, baseline risks are defined as those that may be present now or in the future in absence of corrective or remedial actions.

The methods and presentations used in this BHHRA are consistent with those in *Methods for Conducting Human Health Risk Assessments and Risk Evaluations at the Paducah Gaseous Diffusion Plant* (DOE/OR/07-1506&D1 as modified by regulatory comments) (DOE 1996a). The Methods Document, which integrates the human health risk assessment guidance from the United States Environmental Protection Agency (EPA) with that from the Kentucky Department of Environmental Protection (KDEP) and incorporates the various instructions contained in regulatory agency comments on earlier risk assessments performed for the PGDP, received final approval from the Commonwealth of Kentucky for use in environmental investigations and restoration activities at the PGDP in February 1998 (KDEP 1998). As noted in the Methods Document, the methods used here are consistent with those in *Risk Assessment Guidance for Superfund* (RAGS) (EPA 1989a) and additional guidance developed and distributed by EPA and KDEP subsequent to the release of RAGS (e.g., EPA 1989b, 1990a-b, 1991a-c, 1992a-c, 1993a, 1995a).

To facilitate data aggregation and to focus results on specific areas, this BHHRA derives risk estimates for several area and depth data aggregates and individual sampling stations. The areas are as follows:

- Area a – Inside TCE contaminated area at C-400 Building – Inside industrialized area
- Area b – Inside the Northwest TCE Plume – Inside industrialized area (i.e., west main plant)
- Area c – Inside the Northeast TCE Plume – Inside industrialized area (i.e., east main plant)
- Area d – Outside the TCE Plumes – South of C-400 in industrialized area
- Area e – Inside the Northwest TCE Plume – Outside industrialized area
- Area f – Inside the Northeast TCE Plume – Outside industrialized area
- Area g – Outside the TCE Plumes – West of industrialized area (i.e., west of plume)
- Area h – Outside the TCE Plumes – East of industrialized area (i.e., east of plume)
- Area i – Outside the TCE Plumes – North of industrialized area (i.e., between the plumes)
- Area j – Outside the TCE Plumes - Tennessee Valley Authority area (TVA)
- Area k – Outside the TCE Plumes – South of industrialized area above terrace
- Area l – Inside plant area – Composed of Areas a, b, c, and d
- Area m – Outside plant area – Composed of Areas e, f, g, h, i, j, and k
- Area n – All groundwater – Composed of Areas l and m

The depth classifications used were based upon a combination of the depth at which the sample was collected and the characteristics of the subsurface in the area of the sampling station. These groups and their definitions are summarized as follows:

- HU1 – data from a sample collected in Hydrogeological Unit 1
- HU2 – data from a sample collected in Hydrogeological Unit 2

- HU3 – data from a sample collected in Hydrogeological Unit 3
- HU4 – data collected from a sample collected in Hydrogeological Unit 4
- HU5 – data collected from a sample collected in Hydrogeological Unit 5
- HU6 – data collected from a sample collected in Hydrogeological Unit 6
- Other – data from a sample collected from a hydrogeological unit not included above (i.e., Terrace Gravel, Porters Creek Clay, and Eocene Sands)
- UCRS – data from samples assigned to HU1, HU2, or HU3
- RGA – data from samples assigned to HU4 or HU5
- McNairy Formation – data from samples assigned to HU6

Consistent with regulatory guidance and previous agreements, the area assessment in this BHHRA evaluates scenarios that encompass current use and several hypothetical future uses of groundwater at the PGDP. These and the exposure routes considered under each are as follows:

Industrial worker

- ingestion of groundwater,
- dermal contact with groundwater while showering, and
- inhalation of vapors emitted by groundwater while showering.

Recreational user

- incidental ingestion of water while swimming in ponds filled with groundwater,
- dermal contact with water while swimming in ponds filled with groundwater,
- dermal contact with water while wading in ponds filled with groundwater,
- consumption of fish raised in ponds filled with groundwater,
- consumption of venison from deer drinking groundwater,
- consumption of meat from rabbits drinking groundwater, and
- consumption of meat from quail drinking groundwater.

Rural resident

- ingestion of groundwater,
- dermal contact with groundwater while showering,
- inhalation of vapors emitted by groundwater during household use,
- inhalation of vapors emitted by groundwater while showering,
- consumption of vegetables,
- consumption of beef from cows drinking groundwater,
- consumption of milk from cows drinking groundwater,
- consumption of meat from chickens and turkeys drinking groundwater,
- consumption of eggs from chickens drinking groundwater, and
- consumption of pork from swine drinking groundwater.

Major conclusions and observations of the BHHRA are presented below.

LAND USES OF CONCERN

For the area assessment, not all area/depth classifications were found to have land use scenarios of concern for both systemic toxicity and ELCR. However, the RGA was found to be of concern for all uses in all areas, and the UCRS was found to be of concern for residential and industrial use in all areas where data were available and for recreational use in all but Areas c, f, h, and j.

The McNairy Formation had more areas where the land uses assessed were not of concern than the UCRS and RGA. Under the industrial worker scenario, Areas a, c, d, f, and i, were not of concern; under the recreational user, Areas a, c, d, f, h, and i were not of concern; and under the rural resident, Areas a, b, and f were not of concern. (Note that data were not available for the McNairy Formation in Areas a and b. Also, the McNairy Formation did not apply to Area k.)

Area k (i.e., groundwater taken to the south of the PGDP on the terrace) was of concern for each land use for systemic toxicity and ELCR.

CONTAMINANTS OF CONCERN

Multiple COCs were found for each of the land uses. Combining the results for systemic toxicity and ELCR and considering the magnitude of the chemical-specific HIs and ELCRs, the following COCs were identified as “priority COCs” in UCRS groundwater across all use scenarios (excluding Area k):

- Inorganic chemicals – arsenic, antimony, beryllium, cadmium, chromium, iron, lead, manganese, nickel, and vanadium.
- Organic compounds – 1,1-dichloroethene, benzene, chloroform, ethylbenzene, naphthalene, *trans*-1,2-dichloroethene, *cis*-1,2-dichloroethene, TCE, and vinyl chloride.
- Radionuclides – ²²²Rn.

For Area k, the “priority COCs” in groundwater across all use scenarios were:

- Inorganic chemicals – antimony, beryllium, cadmium, iron, lead, manganese, and vanadium
- Organic compounds – 1,1-dichloroethene, 1,2-dichloroethene, naphthalene, *cis*-1,2-dichloroethene, TCE, and vinyl chloride.
- Radionuclides – ²²²Rn.

For the RGA, the following COCs were identified as “priority COCs” in RGA groundwater across all use scenarios:

- Inorganic chemicals – antimony, arsenic, beryllium, cadmium, chromium, iron, lead, manganese, molybdenum, and vanadium.
- Organic compounds – 1,1-dichloroethene, acrylonitrile, carbon tetrachloride, Aroclor-1254, tetrachloroethene, *cis*-1,2-dichloroethene, *trans*-1,2-dichloroethene, TCE, and vinyl chloride

- Radionuclides – ^{226}Ra and ^{222}Rn .

For the McNairy Formation, the following COCs were identified as “priority COCs” in McNairy Formation groundwater across all use scenarios:

- Inorganic chemicals – antimony, arsenic, beryllium, cadmium, chromium, iron, manganese, molybdenum, and vanadium.
- Organic compounds – TCE.
- Radionuclides – ^{222}Rn .

(Note that “priority COCs” are those that present either a chemical-specific HI or ELCR at one or more areas, across all land uses, that exceeds 1 or 1×10^{-4} , respectively.)

PATHWAYS OF CONCERN

All direct contact exposure routes (i.e., those involving ingestion, dermal contact, and inhalation) and the sum of the biota consumption exposure routes were of concern for at least one area/depth classification combination. However, specific biota consumption routes were determined to not be of concern for some areas. Biota consumption routes for the recreational user not of concern in any area were consumption of venison, rabbit, and quail. Biota consumption routes for the resident not of concern in any area were consumption of eggs and consumption of pork. Biota consumption routes for the recreational user and resident that were of concern for virtually all area and depth classification combinations were consumption of fish and consumption of vegetables, respectively.

OVERALL CONCLUSION

When the risk results and uncertainties are integrated, the conclusion reached during the earlier Site Investigation Phase II risk assessment is valid for this GWOU BHHRA as well. In general, the contamination problem posing the greatest risk from use of groundwater at the PGDP is the presence of TCE and its breakdown products in the aquifer. Although several inorganic chemicals and some radionuclides contribute significantly to total risk, these contaminants may be related to sampling or other biases and be of less relative importance. However, the other contaminants and contamination in source areas need to be considered when developing remedies for groundwater contamination and its sources at the PGDP, because modeling results indicate that unacceptable risks may develop if contaminants are allowed to continue to migrate from these source areas. However, because the modeling results are very uncertain, the appropriate risk management decision may be to address the TCE contamination in the short-term.

1. INTRODUCTION AND RESULTS OF PREVIOUS INVESTIGATIONS

1.1 INTRODUCTION

This baseline human health risk assessment (BHHRA) utilizes information collected during a number of previous investigations to characterize the baseline risks posed to human health from contact with contaminants in groundwater at the Paducah Gaseous Diffusion Plant (PGDP). This BHHRA also uses information from fate and transport modeling to estimate the baseline risks posed to human health through contact with groundwater and other media impacted by contaminants migrating from the various sources at the PGDP to selected points of exposure. Generally, baseline risks are defined as those that may be present now or in the future in absence of corrective or remedial actions.

The methods and presentations used in this BHHRA are consistent with those presented in *Methods for Conducting Human Health Risk Assessments and Risk Evaluations at the Paducah Gaseous Diffusion Plant* (DOE/OR/07-1506&D1 as modified by regulatory comments) (DOE 1996a). The Methods Document, which integrates the human health risk assessment guidance from the U.S. Environmental Protection Agency (EPA) with that from the Kentucky Department of Environmental Protection (KDEP) and incorporates the various instructions contained in regulatory agency comments on earlier risk assessments performed for the PGDP, received final approval from the Commonwealth of Kentucky for use in environmental investigations and restoration activities at the PGDP in February 1998 (KDEP 1998). As noted in the Methods Document, the methods used here are consistent with those in *Risk Assessment Guidance for Superfund* (RAGS) (EPA 1989a) and additional guidance developed and distributed by EPA and KDEP subsequent to the release of RAGS (e.g., EPA 1989b, 1990a-b, 1991a-c, 1992a-c, 1993a, 1995a).

Consistent with the Methods Document, this BHHRA is presented in nine sections. The first section introduces the BHHRA, reviews the results of previous risk assessments that are useful in understanding the risks posed to human health by groundwater contaminants, and presents sources of information that were used to complete the exposure assessment contained in this BHHRA. The second section describes the data set used in this BHHRA and presents the methods used to identify the chemicals of potential concern (COPCs) for groundwater. The third section documents the exposure assessment for the GWOU, including the characterization of the exposure setting, identification of exposure pathways, consideration of land use, determination of potential receptors, delineation of exposure points and routes (including development of the conceptual site model), and calculation of chronic daily intakes. The fourth section presents the toxicity assessment of this BHHRA, including information on the noncarcinogenic and carcinogenic effects of the COPCs and the uncertainties in the toxicity information. The fifth section reports the results of the risk characterization for current and various future land uses and identifies contaminants, pathways, and land use scenarios of concern. The sixth section contains qualitative and quantitative analyses of the uncertainties affecting the results of the BHHRA. The seventh section summarizes the methods used in the BHHRA and presents the BHHRA's conclusions and observations. The eighth section uses the results of the BHHRA to develop site-specific risk-based remedial goal options (RGOs). The ninth section contains references.

Because of their length, all tables cited within this BHHRA are presented in Attachment 1 of this BHHRA. However, because some reviewers have noted that such a presentation makes the tables difficult to access, this BHHRA also includes exhibits. These exhibits are shorter tables that are presented within the text of the BHHRA and summarize much of the material presented in the longer tables. Similarly, in response to comments received from reviewers, all figures cited in this BHHRA are presented in the text. However, to be consistent with past assessments, some of these figures are also presented in Attachment 2 of this BHHRA. Other attachments are Attachment 3, SAS Programs; Attachment 4, Complete Toxicity Profiles; Attachment 5, Lead Modeling; Attachment 6, Filtered BHHRA Results; Attachment 7, Modeled

Concentration BHHRA Results; Attachment 8, Well-by-Well BHHRA Results; Attachment 9, Summary of the BERA for Northwest Dissolved Phase Plume; Attachment 10, Radiation Dose Assessment for Residential Groundwater Use; and Attachment 11, Risk Characterization for the Southeast Plume.

1.2 RESULTS OF PREVIOUS INVESTIGATIONS

Several previous studies were conducted investigating groundwater contamination at the PGDP and its sources. These studies fall into two general categories: (1) source control unit investigations and (2) integrator unit investigations. These investigations and their human health risk results are discussed in the following material. Additional information about the units included in the various investigations is provided in the Data Summary Report (Vol. 2, App. A) in the Groundwater Operable Unit (GWOU) Feasibility Study (FS).

1.2.1 Previous Source Control Unit Investigations

Fourteen previous investigations contain risk assessment results that address contamination migrating to groundwater or in groundwater at the various source control units at the PGDP. These reports are listed below by their date of release.

- *Results of the Public Health and Ecological Assessment, Phase II* (CH2M Hill 1991a) [This report is Vol. 6 of *Results of the Site Investigation, Phase II, at the Paducah Gaseous Diffusion Plant, Paducah, Kentucky* (CH2M Hill 1992)]
- *Baseline Risk Assessment for the Underground Storage Tanks at the C-200, C-710, and C-750 Buildings, Paducah Gaseous Diffusion Plant, Paducah, Kentucky* (DOE 1992a)
- *Remedial Investigation Addendum for Waste Area Grouping 22, Burial Grounds, Solid Waste Management Units 2 and 3, at the Paducah Gaseous Diffusion Plant, Paducah, Kentucky* (DOE 1994a)
- *Remedial Investigation Addendum for Waste Area Grouping 23, PCB Sites, at the Paducah Gaseous Diffusion Plant, Paducah, Kentucky* (DOE 1994b)
- *Resource Conservation and Recovery Act Facility Investigation/Remedial Investigation Report for Waste Area Groupings 1 and 7 at Paducah Gaseous Diffusion Plant, Paducah, Kentucky* (DOE 1996b)
- *Baseline Risk Assessment for Exposure to Polycyclic Aromatic Hydrocarbons at Underground Storage Tanks C-750 A&B, Paducah Gaseous Diffusion Plant, Paducah, Kentucky* (DOE 1996c)
- *Baseline Risk Assessment for Underground Storage Tanks 130, 131, 132, 133, and 134 as presented in the WAGs 1&7 RFI/RI, Paducah Gaseous Diffusion Plant, Paducah, Kentucky, UST Facility/Site Identification Number 6319073* (DOE 1996d)
- *Data Summary and Interpretation Report for Interim Remedial Design at Solid Waste Management Unit 2 of Waste Area Grouping 22 at the Paducah Gaseous Diffusion Plant, Paducah, Kentucky* (DOE 1997a)
- *Remedial Investigation for Solid Waste Management Units 7 and 30 of Waste Area Grouping 22 at the Paducah Gaseous Diffusion Plant, Paducah, Kentucky* (DOE 1998a)
- *Remedial Investigation Report for Waste Area Grouping 6 at the Paducah Gaseous Diffusion Plant, Paducah, Kentucky* (DOE 1999a)

- *Remedial Investigation Report for Waste Area Grouping 27 at the Paducah Gaseous Diffusion Plant Paducah, Kentucky* (DOE 1999b)
- *Residual Risk Evaluation for Waste Area Grouping 23 and Solid Waste Management Unit 1 of Waste Area Grouping 27 at the Paducah Gaseous Diffusion Plant, Paducah, Kentucky* (DOE 1999c)
- *Remedial Investigation Report for Waste Area Grouping 28 at the Paducah Gaseous Diffusion Plant Paducah, Kentucky* (DOE 2000a)
- *Remedial Investigation Report for Waste Area Grouping 3 at the Paducah Gaseous Diffusion Plant, Paducah, Kentucky* (DOE 2000b)

The following subsections present the risk assessment and risk evaluation results found in these reports. Note that the methods used in some of the previous risk assessments are not consistent with those prescribed in the Methods Document (DOE 1996a). Therefore, the results presented in the following subsections should be used for comparison only and be considered preliminary to the results reported later in this BHHRA.

1.2.1.1 WAG 6 (from material in DOE 1999a)

In 1997, the U.S. Department of Energy (DOE) conducted a Remedial Investigation (RI)/Resource Conservation and Recovery Act (RCRA) Facility Investigation (RFI) for solid waste management units (SWMUs) 11, 26, 40, 47, and 203 in Waste Area Grouping (WAG) 6 at the PGDP. In addition, this RI included areas surrounding the C-400 Building that are not part of any recognized SWMU. The overall purpose of this activity was to determine the presence, nature, and extent of contamination at each of the SWMUs and in the C-400 area. The primary focus of the RI was to collect sufficient information about contamination in surface and subsurface soil and in shallow groundwater [i.e., in the Upper Continental Recharge System (UCRS)] to support an assessment of risks to human health and the environment and the selection of actions to reduce these risks. In addition, contamination in the Regional Gravel Aquifer (RGA) and McNairy Formation was characterized to determine if contamination there acted as a secondary source of contamination to groundwater. Investigative activities included sampling and analysis of surface and subsurface soils, groundwater, and investigation-derived waste.

To facilitate data aggregation and to focus results on specific areas, the BHHRA derived risk estimates for several sectors in addition to the whole of WAG 6. The sectors and their definitions are as follows:

- Sector 1 – the area under the C-400 Building.
- Sector 2 – the area to the northeast of the C-400 Building. This sector contains SWMU 40.
- Sector 3 – the area to the east of the C-400 Building. This sector does not contain a SWMU.
- Sector 4 – the area to the southeast of the C-400 Building. This sector contains SWMU 11.
- Sector 5 – the area to the southwest of the C-400 Building. This sector does not contain a SWMU.
- Sector 6 – the area to the west of the C-400 Building. This sector contains SWMU 47.
- Sector 7 – the area to the northwest of the C-400 Building. This sector contains SWMU 203.

- Sector 8 – the area to the far north and northwest of the C-400 Building. This sector contains SWMU 26.
- Sector 9 – the area to the far east and northeast of the C-400 Building. This sector does not contain a SWMU.

Consistent with regulatory guidance and previous agreements, the BHHRA evaluated scenarios that encompassed current use and several hypothetical future uses of the WAG 6 area and areas to which contaminants from WAG 6 may migrate. These scenarios are listed below.

- Current on-site industrial – direct contact with surface soil [soil found 0 to 1 ft bgs (below ground surface)].
- Future on-site industrial – direct contact with surface soil at and use of groundwater drawn from aquifers below the WAG 6 area.
- Future on-site excavation scenario – direct contact with surface and subsurface soil (soil found 1 to 15 ft bgs).
- Future on-site recreational user – consumption of game exposed to contaminated surface soil.
- Future off-site recreational user – direct contact with surface water impacted by contaminants migrating from sources and consumption of game exposed to this surface water.
- Future on-site rural resident – direct contact with surface soil at and use of groundwater drawn from aquifers below the WAG 6 area, including consumption of vegetables that were posited to be raised in this area.
- Future off-site rural resident – use in the home of groundwater drawn from the RGA at the DOE property boundary.

Note that this report also contains a baseline ecological risk assessment (BERA) for nonhuman receptors that may come into contact with contaminated media at or migrating from sources in the WAG 6 area. Results from this BERA are not discussed here.

Major conclusions and observations of the BHHRA are as follows:

- For all sectors and the C-400 area as a whole, the cumulative human health excess lifetime cancer risk (ELCR) and systemic toxicity exceeds the acceptable standards of KDEP and EPA for one or more scenarios when assessed using default exposure parameters. The results for each scenario and sector combination are summarized graphically in [Exhibit 1.1](#) and presented in more detail in [Exhibit 1.2](#).
- ELCR and systemic toxicity [hazard index (HI) in [Exhibit 1.2](#)] for use of groundwater drawn from the RGA and McNairy Formation were greater than upper end of the EPA risk range (i.e., 1×10^{-4} and 1 for ELCR and HI, respectively) for both the future industrial worker and potential future on-site resident. Contaminants in groundwater driving risk were trichloroethene (TCE), vinyl chloride, and ^{210}Pb . Contaminants in groundwater driving systemic toxicity were iron and TCE.

Because there was considerable uncertainty in some of the exposure parameters, exposure pathways and toxicity values, a quantitative uncertainty analysis was performed. In this analysis, approved toxicity values and site-specific exposure parameters and exposure pathways were used to calculate

Exhibit 1.1. Land uses of concern for WAG 6

Scenario	Location (Sector Number)									
	WAG 6	1	2	3	4	5	6	7	8	9
Results for systemic toxicity^a										
Current Industrial Worker	X ^d	NA	–	–	–	X	X	X ^d	–	X
Future Industrial Worker										
Exposure to Soil	X ^d	NA	–	–	–	X	X	X ^d	–	X
Exposure to Water ^b	X ^d									
Future Excavation Worker	X ^d	X	X	X ^e	X ^d	X ^d	X	X ^d	X ^d	X ^d
Future Recreational User	X ^e	NA	–	–	–	–	–	–	–	–
Future On Site Resident										
Exposure to Soil	X ^d	NA	X	X	X	X	X	X ^d	X	X
Exposure to Water ^b	X ^d									
Future Off Site Resident	X	–	–	–	X	X	–	X	X	–
Exposure to Water ^c										
Results for excess lifetime cancer risk										
Current Industrial Worker	X	NA	X	X	X	X	X	X	X	X
Future Industrial Worker										
Exposure to Soil	X	NA	X	X	X	X	X	X	X	X
Exposure to Water ^b	X									
Future Excavation Worker	X	X	X	X	X	X	X	X	X	X
Future Recreational User	X	NA	–	X	–	X	X	–	X	–
Future On Site Resident										
Exposure to Soil	X	NA	X	X	X	X	X	X	X	X
Exposure to Water ^b	X									
Future Off Site Resident										
Exposure to Water ^c	X	NA	X	X	X	X	X	X	X	–

Notes:

Duplicate of Table ES.1 of the WAG 6 BRA.

Scenarios where risk exceeded the benchmark levels are marked with an X.

Scenarios where risk did not exceed a benchmark level are marked with a –.

NA indicates that the scenario/land use combination is not appropriate.

^a For the future recreational user, the future teen recreational user results are used. For the future onsite resident, the results for exposure to a child are used.

^b In the WAG 6 BHHRA, the risk from exposure to water was assessed on an area basis; therefore, these risks are not summed with those from exposure to soil. Additionally, the BHHRA assessed risks from use of water drawn from the RGA separately from use of water drawn from the McNairy Formation. The result reported here is for use of water from the RGA.

^c Based on results of contaminant transport modeling. X indicates that the location contains a source of unacceptable offsite contamination.

^d Even if contribution from lead is not considered, these scenarios remain of concern.

^e If contribution from lead is not considered, then the total HI falls below 1, and the scenario is not of concern.

Exhibit 1.2. Summary of risk results for WAG 6 without lead as a COPC

Area	Use Scenario									
	Current Worker		Future Worker		Excavation Worker		Recreational User ^a		Rural Resident ^a	
	ELCR	HI	ELCR	HI	ELCR	HI	ELCR	HI	ELCR	HI
WAG 6 (soil only)	3.3×10^{-4}	1.8	3.3×10^{-4}	1.8	2.6×10^{-3}	3.25	1.1×10^{-4}	<0.1	1.3×10^{-2}	89.6
WAG 6 (RGA only)	NA	NA	2.7×10^{-3}	37.7	NA	NA	NA	NA	6.4×10^{-2}	475
WAG 6 (McN only)	NA	NA	4.5×10^{-3}	20.6	NA	NA	NA	NA	3.5×10^{-2}	224
Sector 1	NA	NA	NA	NA	2.0×10^{-6}	1.7	NA	NA	NA	NA
Sector 2	1.7×10^{-5}	0.4	1.7×10^{-5}	0.4	1.6×10^{-4}	1.2	4.7×10^{-7}	<0.1	8.1×10^{-4}	10.6
Sector 3	8.5×10^{-5}	0.3	8.5×10^{-5}	0.3	1.2×10^{-4}	0.7	5.9×10^{-6}	<0.1	8.2×10^{-3}	13.3
Sector 4	3.7×10^{-6}	1.0	3.7×10^{-6}	1.0	3.6×10^{-4}	1.6	1.5×10^{-7}	<0.1	1.9×10^{-4}	24.8
Sector 5	4×10^{-4}	1.8	4×10^{-4}	1.8	2.3×10^{-4}	1.6	2.5×10^{-5}	<0.1	1.4×10^{-2}	85.5
Sector 6	1.1×10^{-3}	1.2	1.1×10^{-3}	1.2	5.5×10^{-4}	2.1	3.2×10^{-5}	<0.1	5.0×10^{-2}	119
Sector 7	1.2×10^{-4}	1.6	1.2×10^{-4}	1.6	1.3×10^{-4}	1.7	5.1×10^{-7}	<0.1	1.5×10^{-3}	53.6
Sector 8	2.4×10^{-4}	1.0	2.4×10^{-4}	1.0	2.3×10^{-4}	4.4	1.3×10^{-6}	<0.1	2.1×10^{-3}	18.8
Sector 9	5.2×10^{-6}	1.3	5.2×10^{-6}	1.3	1.5×10^{-4}	2.7	2.7×10^{-7}	<0.1	2.7×10^{-4}	36.8

Notes:

Taken from the WAG BHHRA.

NA = No land use scenarios of concern or media not present to assess use scenario.

^a Values are for the child.

risk estimates for the current and future industrial worker. The results of this analysis are presented in Exhibits 1.3 through 1.6. Most important to the GWOU BHHRA is the information shown in Exhibits 1.4 and 1.6. In these exhibits, the ELCR and systemic toxicity posed to the future worker through use of groundwater are seen to vary little as the various uncertainties are considered. In fact, the ELCRs posed by use of RGA and McNairy Formation groundwater vary by factors of 1.4 and 2.6, respectively, and the systemic toxicity (as indicated by the value of HI) does not vary at all once the effect of lead is removed. [Note that the effect of lead is due to the use of a provisional reference dose (RfD). Please see Sect. 6 of this BHHRA for a discussion of the effect of the use of this provisional value.]

- Screening level modeling indicated that WAG 6 is a potential source of off-site groundwater contamination. As shown in Exhibits 1.7, 1.8, and 1.9, modeling identified WAG 6 as being the potential source of unacceptable concentrations of nine organic compounds and four inorganic chemicals. The most prominent organic compounds were TCE and its breakdown products. [Note that the modeling did not consider potential sources of TCE and ⁹⁹Tc located in the RGA below WAG 6. The modeling did not consider these because it was determined *a priori* that off-site sources of both of these contaminants existed in the RGA below WAG 6. (See pages 1-22 and 1-24 of the WAG 6 BHHRA.)]

1.2.1.2 WAG 27 (from material in DOE 1999b)

In 1998, the DOE conducted a RI/RFI for WAG 27. WAG 27 includes SWMUs 1, 91, 196, and the C-720 Area at the PGDP. The overall purpose of this activity was to determine the presence, nature, and extent of contamination at SWMUs 1, 91, 196, and the C-720 Area. The primary focus of the investigation was to collect sufficient information about contamination in surface soil, subsurface soil, surface water, sediment and the shallow groundwater of the UCRS to support an assessment of risks to human health and the environment and the selection of actions to reduce these risks. In addition, contamination in the RGA and McNairy Formation was characterized to determine if contamination there acted as a secondary source of contamination to groundwater. The SWMUs that were assessed for risk to human health and the environment were: SWMUs 1, 91, 196, and the C-720 Area.

To facilitate data aggregation and to focus results on specific areas, this baseline risk assessment derived risk estimates for the following SWMUs or areas. The SWMUs and areas and their definitions are as follows.

- SWMU 1 – the C-747-C Oil Land Farm
- SWMU 91 – the UF6 Cylinder Drop Test Area
- SWMU 196 - the C-746-A Septic System
- C-720 Area (includes SWMU 209 - the compressor pit sump)

Consistent with regulatory guidance and agreements contained in the Methods Document, the BHHRA evaluated scenarios that encompassed current use and several hypothetical future uses of the WAG 27 SWMUs and the areas to which contaminants from the WAG 27 SWMUs may migrate. These scenarios are listed below.

- Current on-site industrial – direct contact with sediment and surface soil (soil found 0 to 1 ft bgs).
- Future on-site industrial – direct contact with sediment, surface soil, and use of groundwater drawn from aquifers below the WAG 27 SWMUs.
- Future on-site excavation scenario – direct contact with surface soil combined with subsurface soil (soil found 0 to 15 ft bgs).

Exhibit 1.3. Summary of risk and uncertainty results for current industrial worker for WAG 6

Location	Default ELCR^a	Site-specific ELCR^b	Default ELCR minus common laboratory contaminants	Default ELCR calculated using EPA default dermal absorption values^c	Default ELCR minus analytes infrequently detected	Lower-bound ELCR^d
WAG 6	3.3×10^{-4}	2.1×10^{-5}	3.3×10^{-4}	4.1×10^{-5}	3.3×10^{-4}	2.6×10^{-6}
Sector 1	NV	NV	NV	NV	NV	NV
Sector 2	1.7×10^{-5}	1.1×10^{-6}	1.7×10^{-5}	3.8×10^{-6}	1.7×10^{-5}	2.4×10^{-7}
Sector 3	8.5×10^{-5}	5.4×10^{-6}	8.5×10^{-5}	3.0×10^{-5}	8.5×10^{-5}	1.9×10^{-6}
Sector 4	3.7×10^{-6}	2.3×10^{-7}	3.7×10^{-6}	5.9×10^{-7}	3.7×10^{-6}	3.8×10^{-8}
Sector 5	4.0×10^{-4}	2.6×10^{-5}	4.0×10^{-4}	4.5×10^{-5}	4.0×10^{-4}	2.9×10^{-6}
Sector 6	1.1×10^{-3}	7.3×10^{-5}	1.1×10^{-3}	1.5×10^{-4}	1.1×10^{-3}	9.8×10^{-6}
Sector 7	1.2×10^{-4}	7.9×10^{-6}	1.2×10^{-4}	5.7×10^{-6}	1.2×10^{-4}	3.7×10^{-7}
Sector 8	2.4×10^{-4}	1.5×10^{-5}	2.4×10^{-4}	9.8×10^{-6}	2.4×10^{-4}	6.2×10^{-7}
Sector 9	5.2×10^{-6}	3.3×10^{-7}	5.2×10^{-6}	3.7×10^{-6}	5.2×10^{-6}	2.3×10^{-7}

Notes:

Duplicate of Table ES.12 of the WAG 6 BHHRA.

NV indicates that a value is not available because the sector encompasses the area below the C-400 Building.

^a These values were derived using the default exposure rates for the reasonable maximum exposure scenario approved by regulatory agencies.

^b These values were derived using site-specific exposure rates for general maintenance workers at PGDP.

^c The values were calculated using the soil dermal absorption rates suggested by EPA.

^d These values were derived using site-specific exposure rates for general maintenance workers at PGDP and EPA default dermal absorption values and omitting contributions from common laboratory contaminants and infrequently detected analytes. The values should be used as a lower-bound estimates of risk when considering the appropriate actions to address contamination at WAG 6.

Exhibit 1.4. Summary of risk and uncertainty results for future industrial worker for WAG 6

Location	Default ELCR^a	Site-specific ELCR^b	Default ELCR minus common laboratory contaminants	Default ELCR calculated using EPA default dermal absorption values^c	Default ELCR minus analytes infrequently detected	Lower-bound ELCR^d
WAG 6 McNairy^e	4.5×10^{-3}	4.5×10^{-3}	4.5×10^{-3}	4.5×10^{-3}	1.7×10^{-3}	1.7×10^{-3}
WAG 6 RGA^e	2.7×10^{-3}	2.7×10^{-3}	2.7×10^{-3}	2.7×10^{-3}	2.1×10^{-3}	2.0×10^{-3}
WAG 6 soil	3.3×10^{-4}	3.3×10^{-4}	3.3×10^{-4}	4.1×10^{-5}	3.3×10^{-4}	4.1×10^{-5}
Sector 1	NV	NV	NV	NV	NV	NV
Sector 2	1.7×10^{-5}	1.7×10^{-5}	1.7×10^{-5}	3.8×10^{-6}	1.7×10^{-5}	3.8×10^{-6}
Sector 3	8.5×10^{-5}	8.5×10^{-5}	8.5×10^{-5}	3.0×10^{-5}	8.5×10^{-5}	3.0×10^{-5}
Sector 4	3.7×10^{-6}	3.7×10^{-6}	3.7×10^{-6}	5.9×10^{-7}	3.7×10^{-6}	5.9×10^{-7}
Sector 5	4.0×10^{-4}	4.0×10^{-4}	4.0×10^{-4}	4.5×10^{-5}	4.0×10^{-4}	4.5×10^{-5}
Sector 6	1.1×10^{-3}	1.1×10^{-3}	1.1×10^{-3}	1.5×10^{-4}	1.1×10^{-3}	1.5×10^{-4}
Sector 7	1.2×10^{-4}	1.2×10^{-4}	1.2×10^{-4}	5.7×10^{-6}	1.2×10^{-4}	5.7×10^{-6}
Sector 8	2.4×10^{-4}	2.4×10^{-4}	2.4×10^{-4}	9.8×10^{-6}	2.4×10^{-4}	9.8×10^{-6}
Sector 9	5.2×10^{-6}	5.2×10^{-6}	5.2×10^{-6}	3.7×10^{-6}	5.2×10^{-6}	3.7×10^{-6}

Notes:

Duplicate of Table ES.13 in the WAG 6 BHHRA.

NV indicates that a value is not available because the sector encompasses the area below the C-400 Building.

^a These values were derived using the default exposure rates for the reasonable maximum exposure scenario approved by regulatory agencies.^b These values were also derived using the default exposure rates for the reasonable maximum exposure scenario because it is unknown what the site-specific exposure rates may be in the future.^c These values were calculated using the soil dermal absorption rates suggested by EPA.^d These values were derived using default exposure rates for the reasonable maximum exposure scenario and EPA default dermal absorption values and omitting contributions from laboratory contaminants and infrequently detected analytes. The values should be used as lower-bound estimates of risk when considering the appropriate actions to address contamination at WAG 6.^e Values are for groundwater use by the future industrial worker.

Exhibit 1.5. Summary of systemic toxicity and uncertainty results for current industrial worker for WAG 6

Location	Default HI^a	Default HI w/o lead	Site-specific HI w/o lead^b	Default HI minus common laboratory contaminants w/o lead	Default HI calculated EPA default dermal absorption values w/o lead^c	Default HI minus analytes infrequently detected w/o lead	Lower-bound^{HI d}
WAG 6	1,160	1.8	<1	1.8	<1	1.8	<1
Sector 1	NV	NV	NV	NV	NV	NV	NV
Sector 2	<1	<1	<1	<1	<1	<1	<1
Sector 3	<1	<1	<1	<1	<1	<1	<1
Sector 4	<1	<1	<1	<1	<1	<1	<1
Sector 5	1.8	1.8	<1	1.8	<1	1.8	<1
Sector 6	1.2	1.2	<1	1.2	<1	1.2	<1
Sector 7	1,890	1.6	<1	1.6	<1	1.6	<1
Sector 8	1.0	1.0	<1	1.0	<1	1.0	<1
Sector 9	1.3	1.3	<1	1.3	<1	1.3	<1

Notes:

Duplicate of Table ES.14 from the WAG 6 BHHRA.

NV indicates that a value is not available because the sector encompasses the area below the C-400 Building.

<1 indicates that the hazard index is less than the *de minimis* level.

^a These values were derived using the default exposure rates for the reasonable maximum exposure scenario approved by regulatory agencies.

^b These values were derived using site-specific exposure rates for general maintenance workers at PGDP.

^c The values were calculated using the soil dermal absorption rates suggested by EPA.

^d These values were derived using site-specific exposure rates for general maintenance workers at PGDP and EPA default dermal absorption values and omitting contributions from common laboratory contaminants and infrequently detected analytes. The values should be used as lower-bound estimates of risk when considering the appropriate actions to address contamination at WAG 6.

Exhibit 1.6. Summary of systemic toxicity and uncertainty results for future industrial worker for WAG 6

Location	Default HI^a	Default HI w/o lead	Site-specific HI w/o lead^b	Default HI minus common laboratory contaminants w/o lead	Default HI calculated using EPA default dermal absorption values w/o lead^c	Default HI minus analytes infrequently detected w/o lead	Lower-bound HI^d
WAG 6 McNairy^e	11,500	20.6	20.6	20.6	20.6	20.6	20.6
WAG 6 RGA^e	3,320	37.7	37.7	37.7	37.7	37.7	37.7
WAG 6 soil	1,160	1.8	1.8	1.8	<1	1.8	<1
Sector 1	NV	NV	NV	NV	NV	NV	NV
Sector 2	<1	<1	<1	<1	<1	<1	<1
Sector 3	<1	<1	<1	<1	<1	<1	<1
Sector 4	<1	<1	<1	<1	<1	<1	<1
Sector 5	1.8	1.8	1.8	1.8	<1	1.8	<1
Sector 6	1.2	1.2	1.2	1.2	<1	1.2	<1
Sector 7	1,890	1.6	1.6	1.6	<1	1.6	<1
Sector 8	1.0	1	1	1.0	<1	1.0	<1
Sector 9	1.3	1.3	1.3	1.3	<1	1.3	<1

Notes:

Duplicate of Table ES.15 from the WAG 6 BHHRA.

NV indicates that a value is not available because the sector encompasses the area below the C-400 Building.

<1 indicates that the hazard index is less than the *de minimis* level.

^a These values were derived using the default exposure rates for the reasonable maximum exposure scenario approved by regulatory agencies.

^b These values were also derived using the default exposure rates for the reasonable maximum exposure scenario because it is unknown what the site-specific exposure rates may be in the future.

^c These values were calculated using the soil dermal absorption rates suggested by EPA.

^d These values were derived using default exposure rates for the reasonable maximum exposure scenario and EPA default dermal absorption values and omitting contributions from laboratory contaminants and infrequently detected analytes. The values should be used as lower-bound estimates of risk when considering the appropriate actions to address contamination at WAG 6.

^e Values are for groundwater use by the future industrial worker.

Exhibit 1.7. Comparison between maximum modeled concentrations at the PGDP fence boundary and residential use risk-based concentrations (RBCs) for WAG 6 sources

Contaminant ^a	Source ^b	Maximum Concentration ^c	Residential Use RBC ^d		
			Cancer	Systemic Toxicity	Exceed? ^e
Organic Chemicals (mg/L)					
1,1-Dichloroethene	Southeast; Area 4	4.14E-03	1.62E-06	1.34E-02	Cancer
1,2-Dichloroethene	West; Area 6	7.64E-02	NV	1.36E-02	ST
2-Methylnaphthalene	West; Area 6	1.27E-06	NV	NV	NC
2,4-Dinitrotoluene	Far North; Area 8	1.07E-01	7.69E-06	3.00E-03	Both
Acenaphthylene	Southwest; Area 5	3.18E-04	NV	NV	NC
Carbon tetrachloride	Southeast; Area 4	4.87E-04	2.07E-05	2.03E-04	Both
N-Nitroso-di-n-propylamine	Northeast; Area 2	2.17E-02	7.39E-07	NV	Cancer
Phenanthrene	Southwest; Area 5	1.02E-04	NV	NV	NC
Tetrachloroethene	Southeast; Area 4	6.44E-04	5.91E-05	9.87E-03	Cancer
<i>trans</i> -1,2-Dichloroethene	West; Area 6	7.64E-02	NV	3.02E-02	ST
Trichloroethene	Southeast; Area 4	5.00E+00	2.01E-04	7.86E-03	Both
Vinyl chloride	Southeast; Area 4	1.14E-03	2.04E-06	NV	Cancer
Inorganic Chemicals (mg/L)					
Antimony	Northwest; Area 7	5.73E-03	NV	5.64E-04	ST
Copper	Far North; Area 8	1.50E-01	NV	6.02E-02	ST
Chromium	RGA	6.91E-05	NV	7.05E-03	No
Cobalt	RGA	2.74E-02	NV	9.06E-02	No
Iron	RGA	8.18E+01	NV	4.49E-01	ST
Manganese	RGA	5.71E-01	NV	6.81E-02	ST
Thallium	Southwest; Area 5	4.74E-01	NV	NV	NC
Radionuclides (pCi/L)					
Americium-241	Far North; Area 8	2.97E-21	1.18E-02	NA	No
Neptunium-237	Far North; Area 8	4.30E-06	1.29E-02	NA	No
Plutonium-239	Southeast; Area 4	1.22E-08	1.22E-02	NA	No
Technetium-99	Northwest; Area 7	5.35E-06	2.76E+00	NA	No
Thorium-230	Southeast; Area 4	2.23E-23	1.03E-01	NA	No
Uranium-234	Far North; Area 8	1.34E-06	8.70E-02	NA	No
Uranium-235	Southwest; Area 5	7.95E-07	8.21E-02	NA	No
Uranium-238	Far North; Area 8	1.04E-05	9.04E-02	NA	No

^a All contaminants with an identified source and a modeled concentration are listed.

^b Area in which the source contributing the maximum modeled concentration is located.

Exhibit 1.7 (continued)

^c Maximum modeled contaminant concentration among all sources modeled.

^d All residential use risk-based concentrations were taken from Table 2 in Appendix 1 of *Methods for Conducting Human Health Risk Assessments and Risk Evaluations at the Paducah Gaseous Diffusion Plant* (1996b). All cancer RBCs are based on a 40 year exposure; all systemic toxicity RBCs are based on chronic exposure by a child aged 1 to 7. Both cancer and systemic toxicity RBCs integrate exposure through ingestion of water, inhalation of vapors emitted by water (showering and household use), and dermal contact with water (showering). Target risk for all cancer RBCs is 1×10^{-7} because more than 5 contaminants are present. Target HI for all systemic toxicity RBCs is 0.1 because more than 5 contaminants are present. "NV" indicates an RBC for the endpoint is not available because toxicity information is lacking. "NA" indicates that the endpoint is not applicable (radionuclides only). The RBC for chromium is for exposure to chromium VI. The RBCs for neptunium-237, uranium-235, and uranium-238 include contributions from short-lived daughters.

^e "Cancer" indicates that the modeled concentration exceeds the cancer RBC.

"ST" indicates that the modeled concentration exceeds the systemic toxicity RBC.

"Both" indicates that the modeled concentration exceeds both the cancer and systemic toxicity RBC.

"NC" indicates that a comparison could not be performed because neither a cancer nor a systemic toxicity RBC is available.

"No" indicates that neither RBC is exceeded by the maximum modeled concentration.

Exhibit 1.8. Summary of sources and maximum modeled concentrations for contaminants that have a source within the WAG 6 area that exceeds a residential use risk-based concentration (RBC)

Contaminant ^a	Source ^b	Maximum Concentration ^c	Residential Use RBC ^d		Exceed? ^e
			Cancer	Systemic Toxicity	
Organic Chemicals (mg/L)					
1,1-Dichloroethene	Southeast; Area 4	4.14E-03	1.62E-06	1.34E-02	Cancer
1,2-Dichloroethene	West; Area 6	7.64E-02	NV	1.36E-02	ST
2,4-Dinitrotoluene	Far North; Area 8	1.07E-01	7.69E-06	3.00E-03	Both
Carbon tetrachloride	Southeast; Area 4	4.87E-04	2.07E-05	2.03E-04	Both
N-Nitroso-di-n-propylamine	Northeast; Area 2	2.17E-02	7.39E-07	NV	Cancer
Tetrachloroethene	Southeast; Area 4	6.44E-04	5.91E-05	9.87E-03	Cancer
<i>trans</i> -1,2-Dichloroethene	West; Area 6	7.64E-02	NV	3.02E-02	ST
Trichloroethene	East; Area 3	2.91E-02	2.01E-04	7.86E-03	Both
	Southeast; Area 4	5.00E+00			Both
	Southwest; Area 5	2.53E-01			Both
	West; Area 6	9.58E-03			Both
	Northwest; Area 7	4.92E-03			Cancer
Vinyl chloride	Southeast; Area 4	1.14E-03	2.04E-06	NV	Cancer
	Southwest; Area 5	8.04E-04			Cancer
Inorganic Chemicals (mg/L)					
Antimony	Northwest; Area 7	5.73E-03	NV	5.64E-04	ST
Copper	Far North; Area 8	1.50E-01	NV	6.02E-02	ST
Iron	RGA	8.18E+01	NV	4.49E-01	ST
Manganese	RGA	5.71E-01	NV	6.81E-02	ST

^a Only contaminants which have a maximum modeled contaminant concentration over all sources that exceed either RBC are listed.

^b Maximum modeled concentration reported for sources within a area. Areas not listed do not contain a source of the contaminant.

^c Maximum modeled contaminant concentration for source.

^d All residential use risk-based concentrations were taken from Table 2 in Appendix 1 of *Methods for Conducting Human Health Risk Assessments and Risk Evaluations at the Paducah Gaseous Diffusion Plant* (1996b). All cancer RBCs are based on a 40-year exposure; all systemic toxicity RBCs are based on chronic exposure by a child aged 1 to 7. Both cancer and systemic toxicity RBCs integrate exposure through ingestion of water, inhalation of vapors emitted by water (showering and household use), and dermal contact with water (showering). Target risk for all cancer RBCs is 1×10^{-7} because more than 5 contaminants are present. Target HI for all systemic toxicity RBCs is 0.1 because more than 5 contaminants are present. “NV” indicates an RBC for the endpoint is not available because toxicity information is lacking.

^e “Cancer” indicates that the modeled concentration exceeds the cancer RBC.

“ST” indicates that the modeled concentration exceeds the systemic toxicity RBC.

“Both” indicates that the modeled concentration exceeds both the cancer and systemic toxicity RBC.

Exhibit 1.9. Summary of time required to reach maximum modeled concentrations at the PGDP fence boundary for contaminant sources within the WAG 6 area that contribute maximum contaminant concentrations exceeding residential use risk-based concentrations (RBCs)

Contaminant^a	Source^b	Maximum Concentration^c	Year^d
Organic Chemicals (mg/L)			
1,1-Dichloroethene	Southeast; Area 4	4.14E-03	62
1,2-Dichloroethene	West; Area 6	7.64E-02	21
2,4-Dinitrotoluene	Far North; Area 8	1.07E-01	47
Carbon tetrachloride	Southeast; Area 4	4.87E-04	386
N-Nitroso-di-n-propylamine	Northeast; Area 2	2.17E-02	24
Tetrachloroethene	Southeast; Area 4	6.44E-04	285
<i>trans</i> -1,2-Dichloroethene	West; Area 6	7.64E-02	21
Trichloroethene	East; Area 3	2.91E-02	105
	Southeast; Area 4	5.00E+00	105
	Southwest; Area 5	2.53E-01	105
	West; Area 6	9.58E-03	105
	Northwest; Area 7	4.92E-03	89
Vinyl chloride	Southeast; Area 4	1.14E-03	54
	Southwest; Area 5	8.04E-04	54
Inorganic Chemicals (mg/L)			
Antimony	Northwest; Area 7	5.73E-03	707
Copper	Far North; Area 8	1.50E-01	9510
Iron	RGA	8.18E+01	377
Manganese	RGA	5.71E-01	633

^a Only contaminants which have a maximum modeled contaminant concentration over all sources that exceed either RBC are listed.

^b Maximum modeled concentration reported for sources within a area. Only areas that contain a source are listed.

^c Maximum modeled contaminant concentration for source.

^d All dates taken from MEPAS modeling results and are years from present.

- Future on-site recreational user – direct contact with sediment and consumption of game exposed to contaminated surface soil.
- Future off-site recreational user – direct contact with surface water impacted by contaminants migrating from sources and consumption of game exposed to this surface water.
- Future on-site rural resident – direct contact with surface soil at and use of groundwater drawn from aquifers below the WAG 27 SWMUs, including consumption of vegetables that were posited to be raised in this area.
- Future off-site rural resident – use in the home of groundwater drawn from the RGA at the DOE property boundary.

Note that this report also contains a BERA for nonhuman receptors that may come into contact with contaminated media at or migrating from sources in the WAG 27 area. Results from this BERA are not discussed here.

Major conclusions and observations of the BHHRA are as follows.

- For all SWMUs, the cumulative human health ELCR and systemic toxicity exceed the accepted standards of the KDEP and EPA for one or more scenarios when assessed using default exposure parameters. The scenarios for which risk exceeds *de minimis* levels (i.e., a cumulative excess lifetime cancer risk of 1×10^{-6} or a cumulative HI of 1) are summarized in [Exhibit 1.10](#). More detailed information is in [Exhibit 1.11](#).
- ELCR and systemic toxicity (HI in [Exhibit 1.11](#)) for use of groundwater drawn from the RGA and McNairy Formation were greater than upper end of the EPA risk range (i.e., 1×10^{-4}) for both the future industrial worker and potential future on-site resident. Contaminants in groundwater driving risk and systemic toxicity varied between SWMUs and groundwater source. Over all SWMUs and groundwater sources, arsenic, beryllium, 1,1-dichloroethene (DCE), ²⁴¹Am, ²²²Rn, ⁹⁹Tc, ²³⁷Np, and ²³⁸U were determined to drive ELCR, and arsenic, chromium, iron, manganese, uranium, and TCE were determined to drive systemic toxicity.
- Because there was considerable uncertainty in some of the exposure parameters, exposure pathways and toxicity values, a quantitative uncertainty analysis was performed. In this analysis, approved toxicity values and site-specific exposure parameters and exposure pathways were used to calculate risk estimates for the current and future industrial worker. The results of this analysis are presented in [Exhibits 1.12](#) through [1.15](#). Most important to the GWOU BHHRA is the information shown in [Exhibits 1.13](#) and [1.15](#). In these exhibits, the ELCR and systemic toxicity posed to the future worker through use of groundwater are seen to vary little as the various uncertainties are considered. In fact, the ELCRs posed by use of RGA groundwater vary by factors approximately equal to 1.1, and the systemic toxicity varies by factors ranging from 1.3 to 2.5 once the effect of lead is removed. (Note that the effect of lead is due to the use of a provisional RfD. Please see Sect. 6 of this BHHRA for a discussion of the effect of the use of this provisional value.)
- Screening level modeling indicated that WAG 27 is a potential source of off-site groundwater contamination. As shown in [Exhibits 1.16](#), [1.17](#), and [1.18](#), modeling identified WAG 27 as being the potential source of unacceptable concentrations of four organic compounds and five inorganic chemicals. The most prominent organic compounds were TCE and its breakdown products.

Exhibit 1.10. Land uses of concern for WAG 27

Scenario	Location			
	SWMU 1	SWMU 91	SWMU 196	C-720 Area
Results for excess lifetime cancer risk:				
Current Onsite Industrial Worker				
Exposure to Soil	NA	NA	X	NA
Exposure to Sediment	X	X	X	NA
Future Onsite Industrial Worker				
Exposure to Soil	NA	NA	X	NA
Exposure to Sediment	X	X	X	NA
Exposure to Groundwater ^b	X	X	–	X
Future Onsite Excavation Worker				
Exposure to Soil	X	X	X	X
Future Onsite Recreational User				
Exposure to Game	NA	NA	–	NA
Exposure to Sediment	X	X	X	NA
Future Offsite Recreational User				
Exposure to Surface Water	–	–	–	–
Future Onsite Rural Resident				
Exposure to Soil	NA	NA	X	NA
Exposure to Groundwater ^b	X	X	–	X
Future Offsite Rural Resident				
Exposure to Groundwater ^c	X	X	X	X
Results for systemic toxicity^a:				
Current Onsite Industrial Worker				
Exposure to Soil	NA	NA	–	NA
Exposure to Sediment	X	X	X	NA
Future Onsite Industrial Worker				
Exposure to Soil	NA	NA	–	NA
Exposure to Sediment	X	X	X	NA
Exposure to Groundwater ^b	X	X	–	X
Future Onsite Excavation Worker				
Exposure to Soil	X	X	X	–
Future Onsite Recreational User				
Exposure to Game	NA	NA	–	NA
Exposure to Sediment	X	X	X	NA
Future Offsite Recreational User				
Exposure to Surface Water ^c	–	–	–	–
Future Onsite Rural Resident				
Exposure to Soil	NA	NA	X	NA
Exposure to Groundwater ^b	X	X	–	X
Future Offsite Rural Resident				
Exposure to Groundwater ^c	X	X	X	X

Notes:

Duplicate of Table ES.2 in the WAG 27 BHHRA.

Scenarios where risk exceeded the benchmark levels are marked with an X.

Scenarios where risk did not exceed a benchmark level are marked with a –.

NA indicates that the scenario/land use combination is not appropriate.

^a For the future recreational user and the future onsite resident, the child results are used.

^b The BHHRA assessed risks from use of water drawn from the RGA separately from use of water drawn from the McNairy Formation. The value reported here is for use of water from the RGA.

^c Based on results of contaminant transport modeling. X indicates that the location contains one or more sources of offsite contamination that exceeded benchmark levels and – indicates that the location is not a source of offsite contamination.

Exhibit 1.11. Summary of risk results for WAG 27 without lead as a COPC

Area	Use Scenario									
	Current Worker		Future Worker		Excavation Worker		Recreational User ^a		Rural Resident ^a	
	ELCR	HI	ELCR	HI	ELCR	HI	ELCR	HI	ELCR	HI
SWMU 1 (soil only)	NA	NA	NA	NA	2.4×10^{-4}	1.92	NA	NA	NA	NA
SWMU 1 (sediment)	1.3×10^{-4}	1.7	1.3×10^{-4}	1.7	NA	NA	1.7×10^{-4}	3.36	NA	NA
SWMU 1 (RGA only)	NA	NA	1.9×10^{-3}	14.2	NA	NA	NA	NA	1.6×10^{-2}	152
SWMU 1 (McN only)	NA	NA	3.9×10^{-4}	2.99	NA	NA	NA	NA	2.8×10^{-3}	32.3
SWMU 91 (soil only)	NA	NA	NA	NA	1.5×10^{-4}	2.03	NA	NA	NA	NA
SWMU 91 (sediment)	5.8×10^{-4}	1.96	5.8×10^{-4}	1.96	NA	NA	2.3×10^{-4}	4.06	NA	NA
SWMU 91 (RGA only)	NA	NA	1.0×10^{-3}	4.24	NA	NA	NA	NA	8.2×10^{-3}	48.1
SWMU 91 (McN only)	NA	NA	6.9×10^{-4}	0.334	NA	NA	NA	NA	4.4×10^{-3}	3.88
SWMU 196 (soil only)	4.8×10^{-6}	0.521	4.8×10^{-6}	0.521	5.8×10^{-4}	3.0	1.7×10^{-7}	<0.1	3.7×10^{-4}	23.9
SWMU 196 (sediment)	8.7×10^{-5}	2.1	8.7×10^{-5}	2.1	NA	NA	1.3×10^{-4}	4.68	NA	NA
SWMU 196 (RGA only)	NA	NA	NA	NA	NA	NA	NA	NA	NA	NA
SWMU 196 (McN only)	NA	NA	NA	NA	NA	NA	NA	NA	NA	NA
C-720 (soil only)	NA	NA	NA	NA	7.9×10^{-5}	0.388	NA	NA	NA	NA
C-720 (sediment)	NA	NA	NA	NA	NA	NA	NA	NA	NA	NA
C-720 (RGA only)	NA	NA	6.0×10^{-4}	3.03	NA	NA	NA	NA	6.0×10^{-3}	47.5
C-720 (McN only)	NA	NA	6.6×10^{-4}	9.75	NA	NA	NA	NA	4.9×10^{-3}	105

Notes:

Taken from the WAG 27 BHHRA.

NA = No land use scenarios of concern or media not present to assess use scenario.

^a Values reported are for the child.

Exhibit 1.12. Summary of risk and uncertainty results for the current industrial worker for WAG 27

Location	Default ELCR^a	Site-specific ELCR^b	Default ELCR minus common laboratory contaminants^c	Default ELCR calculated using EPA default dermal absorption values^d	Default ELCR minus analytes infrequently detected^e	Lower-bound ELCR^f
SWMU 1 (sediment)	1.3×10^{-4}	8.3×10^{-6}	1.3×10^{-4}	2.7×10^{-5}	1.3×10^{-4}	1.6×10^{-6}
SWMU 91 (sediment)	5.8×10^{-4}	3.7×10^{-5}	5.8×10^{-4}	4.7×10^{-4}	5.8×10^{-4}	3.0×10^{-5}
SWMU 196 (sediment)	8.7×10^{-5}	8.7×10^{-5}	8.7×10^{-5}	1.1×10^{-5}	8.7×10^{-5}	9.3×10^{-6}
SWMU 196 (soil)	4.8×10^{-6}	4.8×10^{-6}	4.8×10^{-6}	4.8×10^{-6}	4.8×10^{-6}	4.8×10^{-6}

Notes:

Duplicate of Exhibit 1.64a from the WAG 27 BHHRA.

^a These values are identical to the values presented in Exhibit 1.27 in the WAG 27 BHHRA.

^b These values are identical to the values presented in Exhibit 1.62 in the WAG 27 BHHRA.

^c These values are identical to the values presented in Table 1.110 in the WAG 27 BHHRA.

^d These values are identical to the values presented in Exhibit 1.61 in the WAG 27 BHHRA.

^e These values are identical to the values presented in Table 1.108 in the WAG 27 BHHRA.

^f These values were derived using site-specific exposure rates for general maintenance workers at PGDP and EPA default dermal absorption values and omitting contributions from common laboratory contaminants and infrequently detected analytes.

Exhibit 1.13. Summary of risk and uncertainty results for the future industrial worker for WAG 27

Location	Default ELCR ^a	Site-specific ELCR ^b	Default ELCR minus common laboratory contaminants ^c	Default ELCR calculated using EPA default dermal absorption values ^d	Default ELCR minus analytes infrequently detected ^e	Lower-bound ELCR ^f
SWMU 1 (RGA)	1.9×10^{-3}	1.9×10^{-3}	1.9×10^{-3}	1.9×10^{-3}	1.9×10^{-3}	1.7×10^{-3}
SWMU 91 (RGA)	1.0×10^{-3}	1.0×10^{-3}	1.0×10^{-3}	1.0×10^{-3}	1.0×10^{-3}	9.6×10^{-4}
C-720 (RGA)	6.0×10^{-4}	6.0×10^{-4}	6.0×10^{-4}	6.0×10^{-4}	5.9×10^{-4}	5.3×10^{-4}

Notes:

Duplicate of Exhibit 1.64b from the WAG 27 BHHRA.

^a These values are identical to the values presented in Exhibit 1.37 in the WAG 27 BHHRA.

^b These values are identical to the values presented in Exhibit 1.62 in the WAG 27 BHHRA.

^c These values are identical to the values presented in Table 1.110 in the WAG 27 BHHRA.

^d These values are identical to the values presented in Exhibit 1.61 in the WAG 27 BHHRA.

^e These values are identical to the values presented in Table 1.108 in the WAG 27 BHHRA.

^f These values were derived using site-specific exposure rates and default EPA dermal absorption rates and omitting contributions from common laboratory contaminants and infrequently detected analytes.

Exhibit 1.14. Summary of systemic toxicity and uncertainty results for the current industrial worker for WAG 27

Location	Default HI^a	Default HI w/o lead^b	Site-specific HI w/o lead^c	Default HI calculated EPA default dermal absorption values w/o lead^d	Default HI minus analytes infrequently detected w/o lead^e	Lower-bound HI^f
SWMU 1 (sediment)	1,160	1.71	<1	<1	1.71	<1
SWMU 91 (sediment)	1,190	1.96	<1	<1	1.96	<1
SWMU 196 (sediment)	2,000	2.1	2.1	<1	2.1	<1
SWMU 196 (soil)	3,160	<1	<1	<1	<1	<1

Notes:

Duplicate of Exhibit 1.65a from the WAG 27 BHHRA.

^a These values are identical to the values presented in Exhibit 1.25 in the WAG 27 BHHRA.

^b These values are identical to the values presented in Table 1.94 in the WAG 27 BHHRA.

^c These values are identical to the values presented in Exhibit 1.63 in the WAG 27 BHHRA.

^d These values are identical to the values presented in Exhibit 1.61 in the WAG 27 BHHRA.

^e These values are identical to the values in Table 1.108 in the WAG 27 BHHRA.

^f These values were derived using site-specific exposure rates for general maintenance workers at PGDP and EPA default dermal absorption rates and omitting infrequently detected analytes.

Exhibit 1.15. Summary of systemic toxicity and uncertainty results for the future industrial worker for WAG 27

Location	Default HI ^a	Default HI w/o lead ^b	Site-specific HI w/o lead ^c	Default HI calculated EPA default dermal absorption values w/o lead ^d	Default HI minus analytes infrequently detected w/o lead ^e	Lower-bound HI ^f
SWMU 1 (RGA)	5,390	14.2	14.2	14.2	14.2	11
SWMU 91 (RGA)	962	4.24	4.24	4.24	4.24	1.8
C-720 (RGA)	546	3.03	3.03	3.03	2.8	1.2

Notes:

Duplicate of Exhibit 1.65b of the WAG 27 BHHRA.

^a These values are identical to the values presented in Exhibit 1.29 in the WAG 27 BHHRA.

^b These values are identical to the values presented in Table 1.96 in the WAG 27 BHHRA.

^c These values are identical to the default HI values (w/o lead) because site-specific exposure rates for the future industrial worker are unknown.

^d These values are identical to the values presented in Exhibit 1.61 in the WAG 27 BHHRA.

^e These values are identical to the values in Table 1.108 in the WAG 27 BHHRA.

^f These values were derived using default exposure rates and default EPA dermal absorption rates and omitting infrequently detected analytes.

Exhibit 1.16. Comparison between maximum modeled concentrations at the PGDP fence boundary and residential use RBCs for WAG 27 sources

Contaminant ^a	Source ^b	Maximum Concentration ^c	Residential Use RBC ^d		Exceed? ^e
			Cancer	Systemic Toxicity	
Organic Chemicals (mg/L)					
Bis(2-ethylhexylphthalate)	C-720 subsurface soil	3.67E-12	3.1E-04	2.6E-02	No
Di-n-butylphthalate	SWMU 91, RGA	5.38E-06	NV	1.3E-01	No
Phenanthrene	SWMU 91, UCRS	3.85E-05	NV	NV	NC
Trans-1,2-dichloroethene	C-720 subsurface soil	7.22E+00	NV	4.0E-03	ST
Trichloroethene	C-720, RGA	3.1E+02	1.4E-04	1.2E-03	Both
Vinyl chloride	SWMU 1, UCRS	8.19E-02	1.7E-06	NV	Cancer
Xylenes	SWMU 1, UCRS	1.193E-04	NV	1.54E-01	No
Inorganic Chemicals (mg/L)					
Antimony	C-720, subsurface soil	2.55E-01	NV	5.6E-04	ST
Cadmium	C-720 subsurface soil	4.075E-06	NV	6.6E-04	No
Cobalt	C-720 subsurface soil	1.3E-02	NV	9.1E-02	No
Copper	C-720 subsurface soil	7.88E-03	NV	6.0E-02	No
Lead	SWMU 196, subsurface soil	6.963E-29	NV	1.5E-07	No
Manganese	SWMU 1, UCRS	1.73E-01	NV	6.7E-02	ST
Nickel	SWMU 196, subsurface soil	1.004E-23	NV	3.0E-02	No
Silver	C-720 subsurface soil	6.3E-02	NV	7.5E-03	ST
Thallium	C-720 subsurface soil	1.935E+00	NV	NV	NC
Vanadium	C-720 subsurface soil	2.39E-02	NV	9.3E-03	ST

^a All contaminants with an identified source and a modeled concentration are listed.

^b Media for each SWMU in which the source contributing the maximum modeled concentration is located.

^c Maximum modeled contaminant concentration among all sources modeled.

^d All residential use risk-based concentrations were taken from Table 1.40 in Appendix A of the WAG 27 BHHRA. All cancer RBCs are based on a 40 year exposure; all systemic toxicity RBCs are based on chronic exposure by a child aged 1 to 7. Both cancer and systemic toxicity RBCs integrate exposure through ingestion of water, inhalation of vapors emitted by water (showering and household use), and dermal contact with water (showering). Target risk for all cancer RBCs is 1×10^{-7} because more than five contaminants are present. Target HI for all systemic toxicity RBCs is 0.1 because more than five contaminants are present. "NV" indicates an RBC for the endpoint is not available because toxicity information is lacking. "NA" indicates that the endpoint is not applicable (radionuclides only). The RBC for chromium is for exposure to chromium VI. The RBCs for neptunium-237, uranium-235, and uranium-238 include contributions from short-lived daughters.

^e "Cancer" indicates that the modeled concentration exceeds the cancer RBC.

"ST" indicates that the modeled concentration exceeds the systemic toxicity RBC.

"Both" indicates that the modeled concentration exceeds both the cancer and systemic toxicity RBC.

"NC" indicates that a comparison could not be performed because neither a cancer nor a systemic toxicity RBC is available.

"No" indicates that neither RBC is exceeded by the maximum modeled concentration.

Exhibit 1.17. Summary of sources and maximum modeled concentrations for contaminants that have a source within the WAG 27 area that exceeds a residential use risk-based concentration (RBC)

Contaminant ^a	Source ^b	Maximum Concentration ^c	Residential Use RBC ^d		Exceed? ^e
			Cancer	Systemic Toxicity	
Organic Chemicals (mg/L)					
Phenanthrene	SWMU 91, UCRS	3.85E-05	NV	NV	NC
Trans-1,2-dichloroethene	C-720 subsurface soil	7.22E+00	NV	4.0E-03	ST
Trichloroethene	SWMU 1, UCRS	2.044E+1	1.4E-04	1.2E-03	Both
	C-720 subsurface soil	12.7E-01	1.4E-4	1.2E-3	Both
	C-720 RGA	3.1E+02	1.4E-4	1.2E-3	Both
Vinyl chloride	SWMU 1, UCRS	8.19E-02	1.7E-06	NV	Cancer
	C-720 subsurface soil	3.63E-03	1.7E-06	NV	Cancer
Xylenes	SWMU 1, UCRS	1.193E-04	NV	1.54E-01	No
Inorganic Chemicals (mg/L)					
Antimony	SWMU 1, UCRS	6.43E-02	NV	5.6E-04	ST
	SWMU 1, RGA	1.67E-02	NV	5.6E-04	ST
	SWMU 91, UCRS	4.2E-02	NV	5.6E-04	ST
	SWMU 196, subsurface soil	1.826E-03	NV	5.6E-04	ST
	SWMU 196, surface soil	4.81E-04	NV	5.6E-04	No
	C-720, subsurface soil	2.55E-01	NV	5.6E-04	ST
Manganese	SWMU 1, UCRS	1.73E-01	NV	6.7E-02	ST
Silver	C-720 subsurface soil	6.3E-02	NV	7.5E-03	ST
Thallium	SWMU 196, subsurface soil	1.541E-03	NV	NV	NC
	C-720 subsurface soil	1.935E+00	NV	NV	NC
Vanadium	C-720 subsurface soil	2.39E-02	NV	9.3E-03	ST

^a Only contaminants which have a maximum modeled contaminant concentration over all sources that exceed either RBC are listed.

^b Maximum modeled concentration reported for sources. Areas not listed do not contain a source of the contaminant.

^c Maximum modeled contaminant concentration for source.

^d All residential use risk-based concentrations were taken from Table 1.40 in Appendix A of the WAG 27 BHHRA. All cancer RBCs are based on a 40-year exposure; all systemic toxicity RBCs are based on chronic exposure by a child aged 1 to 7. Both cancer and systemic toxicity RBCs integrate exposure through ingestion of water, inhalation of vapors emitted by water (showering and household use), and dermal contact with water (showering). Target risk for all cancer RBCs is 1×10^{-7} because more than five contaminants are present. Target HI for all systemic toxicity RBCs is 0.1 because more than five contaminants are present. "NV" indicates an RBC for the endpoint is not available because toxicity information is lacking.

^e "Cancer" indicates that the modeled concentration exceeds the cancer RBC.

"ST" indicates that the modeled concentration exceeds the systemic toxicity RBC.

"Both" indicates that the modeled concentration exceeds both the cancer and systemic toxicity RBC.

Exhibit 1.18. Summary of time required to reach maximum modeled concentrations at the PGDP fence boundary for contaminant sources within the WAG 27 area that contribute maximum contaminant concentrations exceeding residential use risk-based concentrations (RBCs)

Contaminant^a	Source^b	Maximum Concentration^c	Year^d
Organic Chemicals (mg/L)			
Phenanthrene	SWMU 91, UCRS	3.85E-05	4,877
Trans-1,2-dichloroethene	C-720 subsurface soil	7.22E+00	25
Trichloroethene	SWMU 1, UCRS	2.044E+01	120
	C-720 subsurface soil	12.7E-01	72
	C-720, RGA	3.1E+02	9.2
Vinyl chloride	SWMU 1, UCRS	8.19E-02	57
	C-720 subsurface soil	3.63E-03	54
Xylenes	SWMU 1, UCRS	1.193E-04	159
Inorganic Chemicals (mg/L)			
Antimony	SWMU 1, UCRS	6.43E-02	794
	SWMU 1, RGA	1.67E-02	7
	SWMU 91, UCRS	4.2E-02	498
	SWMU 196, subsurface soil	1.826E-03	6,543
	C-720, subsurface soil	2.55E-01	229
Manganese	SWMU 1, UCRS	1.73E-01	2,334
Silver	C-720 subsurface soil	6.3E-02	847
Thallium	SWMU 196, subsurface soil	1.541E-03	394
	C-720 subsurface soil	1.935E+00	31
Vanadium	C-720 subsurface soil	2.39E-02	3,797

^a Only contaminants which have a maximum modeled contaminant concentration over all sources that exceed either RBC are listed.
^b Maximum modeled concentration reported for sources. Only areas that contain a source are listed.
^c Maximum modeled contaminant concentration for source.
^d All dates taken from MEPAS modeling results and are years from present.

1.2.1.3 WAG 28 (from material in DOE 2000a)

In 1999, DOE conducted an RI/RCRA Facility Investigation for WAG 28. WAG 28 includes SWMUs 99, 193, and 194 and AOC 204 at the PGDP in Paducah, Kentucky. SWMUs 99 and 193 were further subdivided into units based upon area and historical use (99a, 99b, 193a, 193b, and 193c.) The overall purpose of this investigation was to determine the presence, nature, and extent of contamination at SWMUs 99, 193, and 194 and AOC 204. The primary focus of the RI was to collect sufficient information about surface soil, subsurface soil, and the shallow groundwater of the UCRS contamination to support an assessment of risks to human health and the environment and the selection of remedial actions to reduce these risks. In addition, contamination in the RGA and McNairy Formation groundwater was characterized to determine if contamination in the sites acted as a secondary source of contamination to groundwater. The sites that were assessed for risk to human health and the environment were SWMUs 99a, 99b, 193a, 193b, 193c, and 194 and AOC 204.

To facilitate data aggregation and to focus results on specific areas, this baseline risk assessment derived risk estimates for the following SWMUs or areas. The SWMUs and areas and their definitions are as follows.

- SWMU 99a – the former C-745 Kellogg Buildings.
- SWMU 99b – the former septic tank and leach field used by the Kellogg Buildings.
- SWMU 193a – the former Millwright Shop.
- SWMU 193b – the former Pipe Fabrication Shop.
- SWMU 193c – the former location of temporary building used during the construction of PGDP and a leach field.
- SWMU 194 – the former site of the administrative portion of the McGraw construction facilities and two leach fields.
- AOC 204 – the former staging area or construction debris area associated with the original construction of the plant.

Consistent with regulatory guidance and agreements contained in the Methods Document, the BHHRA evaluated scenarios that encompassed current use and several hypothetical future uses of the WAG 28 SWMUs and the areas to which contaminants from the WAG 28 SWMUs may migrate. These scenarios are listed below.

- Current on-site industrial—direct contact with surface soil (0–1 ft below ground surface).
- Future on-site industrial—direct contact with surface soil and use of groundwater drawn from aquifers below WAG 28.
- Future on-site excavation scenario—direct contact with surface and subsurface soil (0–15 ft below ground surface).
- Future on-site recreational user—ingestion of game exposed to contaminated surface soil.

- Future on-site rural resident—direct contact with surface soil, use of groundwater drawn from aquifers below WAG 28, and ingestion of vegetables grown in this area.
- Off-site rural resident—use of groundwater drawn from aquifers at the PGDP fence boundary.

Note that this report also contains a BERA for nonhuman receptors that may come into contact with contaminated media at or migrating from sources in the WAG 28 area. Results from this BERA are not discussed here.

Major conclusions and observations of the BHHRA are as follows.

- For all SWMUs, the cumulative human health ELCR and systemic toxicity exceed the accepted standards of the KDEP and EPA for one or more scenarios when assessed using default exposure parameters. The scenarios for which risk exceeds *de minimis* levels (i.e., a cumulative excess lifetime cancer risk of 1×10^{-6} or a cumulative HI of 1) are summarized in [Exhibit 1.19](#). More detailed information is in [Exhibit 1.20](#).
- ELCR and systemic toxicity (HI in [Exhibit 1.20](#)) for use of groundwater drawn from the RGA and McNairy Formation were greater than upper end of the EPA risk range (i.e., 1×10^{-4}) for both the future industrial worker and potential future on-site resident. Contaminants in groundwater driving risk and systemic toxicity varied between SWMUs and groundwater source. Over all SWMUs and groundwater sources, arsenic, beryllium, 1,1-DCE, ^{241}Am , ^{222}Rn , ^{99}Tc , ^{237}Np , and ^{238}U were determined to drive ELCR, and arsenic, chromium, iron, manganese, uranium, and TCE were determined to drive systemic toxicity.
- Because there was considerable uncertainty in some of the exposure parameters, exposure pathways and toxicity values, a quantitative uncertainty analysis was performed. In this analysis, approved toxicity values and site-specific exposure parameters and exposure pathways were used to calculate risk estimates for the current and future industrial worker. The results of this analysis are presented in [Exhibits 1.21](#) through [1.24](#). Most important to the GWOU BHHRA is the information shown in [Exhibits 1.22](#) and [1.24](#). In these exhibits, the ELCR and systemic toxicity posed to the future worker through use of groundwater are seen to vary little as the various uncertainties are considered. In general, the changes are less than one order of magnitude, with the resulting lower bound ELCR estimates still exceeding the *de minimis* level at some sites.
- The systemic toxicity varies by factors ranging from <1 to 32.1 once the effect of lead is removed. (Note that the effect of lead is due to the use of a provisional RfD. Please see Sect. 6 of this BHHRA for a discussion of the effect of the use of this provisional value.) The lower bound HI estimates still exceed an HI of 1 at several locations in RGA and McNairy groundwater.
- Screening level modeling indicated that WAG 28 is a potential source of off-site groundwater contamination. As shown in [Exhibits 1.25](#), [1.26](#), and [1.27](#), modeling identified WAG 28 as being the potential source of unacceptable concentrations of one organic compound, four inorganic chemicals, and one radionuclide.

1.2.1.4 WAG 3 (from material in DOE 2000b)

In 1999, DOE conducted an RI/RCRA Facility Investigation for WAG 3. WAG 3 includes SWMUs 4, 5, and 6 at the PGDP in Paducah, Kentucky. The overall purpose of this investigation was to determine the presence, nature, and extent of contamination at SWMUs 4, 5, and 6. The primary focus of the RI was to collect sufficient information about surface soil, subsurface soil, and the shallow groundwater of the

Exhibit 1.19. Land uses of concern for WAG 28

Scenario	Site						AOC 204
	SWMU 99a	SWMU 99b	SWMU 193a	SWMU 193b	SWMU 193c	SWMU 194	
Excess lifetime cancer risk							
Current industrial worker							
Exposure to soil	X	NA	X	X	–	NA	NA
Future industrial worker							
Exposure to soil	X	NA	X	X	–	NA	NA
Exposure to RGA groundwater	X	X	X	X	X	NA	X
Exposure to McNairy groundwater	X	NA	X	–	X	NA	NA
Future on-site rural resident ^f							
Exposure to soil	X	NA	X	X	–	NA	NA
Exposure to RGA groundwater	X	X	X	X	X	NA	X
Exposure to McNairy groundwater	X	NA	X	X	X	NA	NA
Off-site rural resident							
Exposure to groundwater ^e	–	–	–	–	–	–	X ^e
Future recreational user ^f							
Exposure to soil	X	NA	X	–	–	NA	NA
Future excavation worker							
Exposure to soil	X	X	X	X	X	X	X
Systemic toxicity^a							
Current industrial worker							
Exposure to soil	–	NA	–	X ^b	X ^c	NA	NA
Future industrial worker							
Exposure to soil	–	NA	–	X ^b	X ^c	NA	NA
Exposure to RGA groundwater	X ^d	X ^b	X ^b	X ^b	X ^b	NA	X ^b
Exposure to McNairy groundwater	X ^b	NA	X ^b	–	X ^d	NA	NA
Future on-site rural resident ^a							
Exposure to soil	X ^b	NA	X ^b	X ^b	X ^d	NA	NA
Exposure to RGA groundwater	X ^d	X ^b	X ^b	X ^b	X ^b	NA	X ^b
Exposure to McNairy groundwater	X ^b	NA	X ^b	X ^b	X ^d	NA	NA
Off-site rural resident							
Exposure to groundwater ^e	X ^e	–	X ^e	–	X ^e	X ^e	X ^e
Future recreational user ^a							
Exposure to soil	–	NA	–	–	X ^c	NA	NA
Future excavation worker							
Exposure to soil	X ^d	–	–	X ^b	X ^d	X ^c	–

Notes:

Taken from Table ES.2 in the WAG 28 BRA.

Scenarios where risk exceeded the benchmark levels (HI of 1/ELCR of 1E-6) are marked with an “X.”

Scenarios where risk did not exceed a benchmark level are marked with a “–.”

Scenarios where risk did not exceed a benchmark level are marked with a “–.”

“NA” indicates that the scenario/land use combination is not appropriate.

^a For systemic toxicity regarding the future recreational user and the future on-site rural resident, the results for a child are presented.

^b These scenarios are of concern even though lead was undetected.

^c If contribution from lead is not considered, the total HI falls below 1, and the scenario is not of concern.

^d Lead is present, and the scenario is of concern whether or not the element is included in the assessment.

^e Based on the results of contaminant transport modeling, “X” indicates the location contains a source of unacceptable off-site contamination.

^f For excess lifetime cancer risk regarding the future recreational user and the future on-site rural resident, the values are for lifetime exposure.

Exhibit 1.20. Summary of risk results for WAG 28 without lead as a COPC

Area	Use Scenario									
	Current Worker		Future Worker		Excavation Worker		Recreational User ^a		Rural Resident ^a	
	ELCR	HI	ELCR	HI	ELCR	HI	ELCR	HI	ELCR	HI
SWMU 99a (RGA only)	NA	NA	5.6×10^{-4}	5.1	NA	NA	NA	NA	5.6×10^{-3}	97.3
SWMU 99a (McN only)	NA	NA	7.6×10^{-5}	1.6	NA	NA	NA	NA	1.7×10^{-3}	53.1
SWMU 99b (RGA only)	NA	NA	2.6×10^{-4}	7.0	NA	NA	NA	NA	2.3×10^{-3}	208
SWMU 193a (RGA only)	NA	NA	2.6×10^{-5}	1.6	NA	NA	NA	NA	2.4×10^{-3}	28.6
SWMU 193a (McN only)	NA	NA	1.1×10^{-6}	4.7	NA	NA	NA	NA	4.1×10^{-4}	59.9
SWMU 193b (RGA only)	NA	NA	4.4×10^{-5}	1.7	NA	NA	NA	NA	1.0×10^{-3}	55.5
SWMU 193b (McN only)	NA	NA	8.4×10^{-7}	<0.1	NA	NA	NA	NA	1.2×10^{-5}	2.7
SWMU 193c (RGA only)	NA	NA	1.0×10^{-5}	1.4	NA	NA	NA	NA	1.5×10^{-4}	80.7
SWMU 193c (McN only)	NA	NA	4.2×10^{-4}	9.9	NA	NA	NA	NA	4.0×10^{-3}	103
AOC 204 (RGA only)	NA	NA	1.3×10^{-3}	33.3	NA	NA	NA	NA	1.5×10^{-2}	279
SWMU 99a (soil only)	3.1×10^{-4}	0.5	3.1×10^{-4}	0.5	2.1×10^{-4}	1.5	2.7×10^{-6}	<0.1	1.4×10^{-1}	17.2
SWMU 99b (soil only)	NA	NA	NA	NA	2.1×10^{-4}	0.6	NA	NA	NA	NA
SWMU 193a (soil only)	1.5×10^{-5}	0.4	1.5×10^{-5}	0.4	1.7×10^{-4}	0.5	3.6×10^{-6}	<0.1	7.1×10^{-4}	6.3
SWMU 193b (soil only)	5.1×10^{-4}	5.3	5.1×10^{-4}	5.3	1.7×10^{-4}	1.8	4.4×10^{-8}	<0.1	3.0×10^{-3}	66.7
SWMU 193c (soil only)	1.7×10^{-10}	0.2	1.7×10^{-10}	0.2	1.7×10^{-4}	2.1	NV	<0.1	1.1E-9	3.0
SWMU 194 (soil only)	NA	NA	NA	NA	3.1×10^{-4}	0.6	NA	NA	NA	NA
AOC 204 (soil only)	NA	NA	NA	NA	1.1×10^{-6}	<0.1	NA	NA	NA	NA

Notes:

Taken from the WAG 28 BHHRA.

NA = No land use scenarios of concern or media not present to assess use scenario.

^a Values reported are for the child.

Exhibit 1.21. Summary of risk and uncertainty results for the current industrial worker for WAG 28

Location	Default ELCR^a	Default ELCR minus infrequently detected analytes^b	Default ELCR minus common laboratory contaminants^c	Default ELCR omitting contaminants with provisional or withdrawn toxicity values^d	ELCR computed using EPA Region 4 absorption factors^e	Lower bound ELCR^f
SWMU 99a (soil)	3.1×10^{-4}	3.0×10^{-4}	3.1×10^{-4}	7.5×10^{-5}	6.7×10^{-5}	5.8×10^{-5}
SWMU 193a (soil)	1.5×10^{-5}	1.5×10^{-5}	1.5×10^{-5}	9.2×10^{-6}	2.0×10^{-6}	1.2×10^{-6}
SWMU 193b (soil)	5.1×10^{-4}	5.1×10^{-4}	5.1×10^{-4}	2.7×10^{-9}	1.1×10^{-5}	2.7×10^{-9}
SWMU 193c (soil)	1.7×10^{-10}	1.7×10^{-10}	1.7×10^{-10}	1.7×10^{-10}	1.7×10^{-10}	1.7×10^{-10}

Notes: Duplicate of Exhibit 1.60 from the WAG 28 BHHRA.

^a These values are identical to the values presented in Exhibit 1.19 in the WAG 28 BHHRA.

^b These values are identical to the values presented in Table 1.82 in the WAG 28 BHHRA.

^c These values are identical to the values presented in Table 1.84 in the WAG 28 BHHRA.

^d These values are identical to the values presented in Table 1.86 in the WAG 28 BHHRA.

^e These values are identical to the values presented in Exhibit 1.55 in the WAG 28 BHHRA.

^f These values were derived omitting infrequently detected analytes, laboratory contaminants, and those contaminants for which only provisional or withdrawn toxicity values are available and using EPA Region 4 dermal absorption values.

Exhibit 1.22. Summary of risk and uncertainty results for the future industrial worker for WAG 28

Location	Default ELCR^a	Default ELCRs minus infrequently detected contaminants^b	Default ELCR minus laboratory contaminants^c	Default ELCR omitting contaminants with provisional or withdrawn toxicity values^d	ELCR computed using EPA Region 4 dermal toxicity values	Lower bound ELCR^e
SWMU 99a (RGA)	5.6×10^{-4}	5.6×10^{-4}	5.6×10^{-4}	3.1×10^{-4}	NA	3.1×10^{-4}
SWMU 99a (McNairy)	7.6×10^{-5}	7.6×10^{-5}	7.6×10^{-5}	5.3×10^{-5}	NA	5.3×10^{-5}
SWMU 99b (RGA)	2.6×10^{-4}	2.6×10^{-4}	2.6×10^{-4}	1.5×10^{-4}	NA	1.5×10^{-4}
SWMU 193a (RGA)	2.6×10^{-5}	1.4×10^{-5}	2.6×10^{-5}	1.7×10^{-5}	NA	3.6×10^{-6}
SWMU 193a (McNairy)	1.1×10^{-6}	1.1×10^{-6}	1.1×10^{-6}	8.8×10^{-7}	NA	8.8×10^{-7}
SWMU 193b (RGA)	4.4×10^{-5}	4.4×10^{-5}	4.3×10^{-5}	1.7×10^{-5}	NA	1.7×10^{-5}
SWMU 193b (McNairy)	8.4×10^{-7}	8.4×10^{-7}	8.4×10^{-7}	1.5×10^{-7}	NA	1.5×10^{-7}
SWMU 193c (RGA)	1.0×10^{-5}	1.0×10^{-5}	1.0×10^{-5}	1.9×10^{-6}	NA	1.9×10^{-6}
SWMU 193c (McNairy)	4.2×10^{-4}	4.2×10^{-4}	4.2×10^{-4}	2.0×10^{-4}	NA	2.0×10^{-4}
AOC 204 (RGA)	1.3×10^{-3}	1.3×10^{-3}	1.3×10^{-3}	1.0×10^{-3}	NA	1.0×10^{-3}

Notes:

Duplicate of Exhibit 1.61 from the WAG 28 BHHRA.

NA = Not Applicable.

^a These values are identical to the values presented in Exhibit 1.29 in the WAG 28 BHHRA.

^b These values are identical to the values presented in Table 1.82 in the WAG 28 BHHRA.

^c These values are identical to the values presented in Table 1.84 in the WAG 28 BHHRA.

^d These values are identical to the values presented in Table 1.86 in the WAG 28 BHHRA.

^e These values were derived omitting infrequently detected analytes, laboratory contaminants, and those contaminants for which only provisional or withdrawn toxicity values are available and using EPA Region 4 dermal absorption values.

Exhibit 1.23. Summary of systemic toxicity and uncertainty results for the current industrial worker for WAG 28

Location	Default HI^a	Default HI w/o lead^a	Default HI minus infrequently detected analytes w/o lead^b	Default HI minus common laboratory contaminants w/o lead^c	Default HI omitting contaminants with provisional or withdrawn toxicity values w/o lead^d	HI computed using U.S. EPA Region 4 absorption factors w/o lead^e	Lower bound HI^f
SWMU 99a (soil)	<1	<1	<1	<1	<1	<1	<1
SWMU 193a (soil)	<1	<1	<1	<1	<1	<1	<1
SWMU 193b (soil)	5.25	<1	5.25	5.25	<1	<1	<1
SWMU 193c (soil)	3620	<1	<1	<1	<1	<1	<1

Notes:

Duplicate of Exhibit 1.58 from the WAG 28 BHHRA.

^a These values are identical to the values presented in Exhibit 1.17 in the WAG 28 BHHRA.

^b These values are identical to the values presented in Table 1.82 in the WAG 28 BHHRA.

^c These values are identical to the values presented in Table 1.84 in the WAG 28 BHHRA.

^d These values are identical to the values presented in Table 1.86 in the WAG 28 BHHRA.

^e These values are identical to the values presented in Exhibit 1.55 in the WAG 28 BHHRA.

^f These values were derived omitting contributions from lead, infrequently detected analytes, and compounds for which only provisional or withdrawn toxicity values are available and using EPA Region 4 dermal absorption factors.

Exhibit 1.24. Summary of systemic toxicity and uncertainty results for the future industrial worker for WAG 28

Location	Default HI^a	Default HI w/o lead^a	Default HIs minus infrequently detected contaminants w/o lead^b	Default HI minus laboratory contaminants w/o lead^c	Default HI omitting contaminants with provisional or withdrawn toxicity values w/o lead^d	Lower bound HI^e
SWMU 99a (RGA)	8,150	5.11	5.11	5.11	2.61	2.6
SWMU 99a (McNairy)	1.64	1.64	1.64	1.64	<1	<1
SWMU 99b (RGA)	7.00	7.00	7.00	7.00	2.22	2.2
SWMU 193a (RGA)	1.64	1.64	1.63	1.63	<1	<1
SWMU 193a (McNairy)	4.69	4.69	4.43	4.69	<1	<1
SWMU 193b (RGA)	1.74	1.74	1.74	1.73	<1	<1
SWMU 193b (McNairy)	<1	<1	<1	<1	<1	<1
SWMU 193c (RGA)	1.46	1.46	1.46	1.46	1.09	1.09
SWMU 193c (McNairy)	25,100	9.92	9.92	9.92	7.55	7.5
AOC 204 (RGA)	33.3	33.3	33.3	33.3	32.1	32.1

Notes:

Duplicate of Exhibit 1.59 in the WAG 28 BHHRA.

^a These values are identical to the values presented in Exhibit 1.21 in the WAG 28 BHHRA.

^b These values are identical to the values presented in Table 1.82 in the WAG 28 BHHRA.

^c These values are identical to the values presented in Table 1.84 in the WAG 28 BHHRA.

^d These values are identical to the values presented in Table 1.86 in the WAG 28 BHHRA.

^e These values were derived omitting contributions from lead, infrequently detected analytes, and compounds for which only provisional or withdrawn toxicity values are available and using EPA Region 4 dermal absorption factors.

Exhibit 1.25. Comparison between maximum modeled concentrations at the PGDP fence boundary and residential use RBCs for WAG 28 sources

Contaminant ^a	Source ^b	Maximum concentration ^c	Residential use RBC ^d		
			Cancer	Systemic toxicity	Exceed? ^e
Inorganic chemicals (mg/L)					
Chromium	SWMU 194 UCRS soil	7.24E+1	NV	4.2E-3	ST
Cobalt	SWMU 193c UCRS soil	3.56E-2	NV	9.1E-2	None
Lithium	SWMU 194 UCRS soil	6.7E+1	NV	3.0E-2	ST
Manganese	SWMU 193c UCRS soil	5.11E+0	NV	6.7E-2	ST
Strontium	SWMU 194 UCRS soil	1.05E+1	NV	9.0E-1	ST
Organic chemicals (mg/L)					
Trichloroethene	AOC 204 UCRS soil	1.428E+1 ^f	1.4E-4	1.2E-3	Both
Radionuclides (pCi/L)^g					
Neptunium-237	SWMU 99a UCRS soil	3.86E-2	1.31E-1	NV	None
Plutonium-239	SWMU 99a UCRS soil	1.23E-10	1.22E-2	NV	None
Technetium-99	SWMU 99a surface soil	1.81E+2	2.8E+1	NV	Cancer

^a All contaminants with an identified source and a modeled concentration are listed.

^b Media for each site in which the source contributing the maximum modeled concentration is located.

^c Maximum modeled contaminant concentration among all sources modeled.

^d All residential use RBCs were taken from Table 1.10 in Appendix A of the WAG 28 BHHRA. All cancer RBCs are based on a 40-year exposure; all systemic toxicity RBCs are based on chronic exposure by a child age 1–7 years. Both cancer and systemic toxicity RBCs integrate exposure through ingestion of water, inhalation of vapors emitted by water (showering and household use), and dermal contact with water (showering). Target risk for all cancer RBCs is 1E-7 because more than five contaminants are present. Target HI for all systemic toxicity RBCs is 0.1 because more than five contaminants are present. “NV” indicates an RBC for the endpoint is not available because toxicity information is lacking. The RBC for chromium is for exposure to Cr(VI). The RBCs for radionuclides include contributions from short-lived daughters.

^e “Cancer” indicates that the modeled concentration exceeds the cancer RBC.

“ST” indicates that the modeled concentration exceeds the systemic toxicity RBC.

“Both” indicates that the modeled concentration exceeds both the cancer and systemic toxicity RBC.

“None” indicates that neither RBC is exceeded by the maximum modeled concentration.

^f The computed maximum concentration is greater than the designated initial concentration at the source (1.42E-7 mg/L). The current receptor is located too close to the source, creating a near-field condition that cannot be properly assessed by a flux boundary condition model; therefore, concentrations have been truncated to the initial dissolved concentration.

^g The RBCs for radionuclides include contributions from short-lived daughters.

Exhibit 1.26. Summary of sources and maximum modeled concentrations for contaminants that have a source within the WAG 28 area that exceeds a residential use risk-based concentration (RBC)

Contaminant ^a	Source ^b	Maximum concentration ^c	Residential Use RBC ^d		
			Cancer	Systemic toxicity	Exceed? ^e
Inorganic chemicals (mg/L)					
Chromium	SWMU 194 UCRS soil	7.24E+1	NV	4.2E-3	ST
	SWMU 193a UCRS soil	3.803E+0	NV	4.2E-3	ST
	SWMU 193b surface soil	2.02E-3	NV	4.2E-3	None
	SWMU 99a surface soil	2.08E-18	NV	4.2E-3	None
	SWMU 99a UCRS soil	9.40E-20	NV	4.2E-3	None
Lithium	SWMU 194 UCRS soil	6.7E+1	NV	3.0E-2	ST
	SWMU 99a UCRS soil	4.686E+1	NV	3.0E-2	ST
	SWMU 193c UCRS soil	3.805E+1	NV	3.0E-2	ST
	SWMU 99a surface soil	5.632E+0	NV	3.0E-2	ST
	SWMU 193c surface soil	2.085E+0	NV	3.0E-2	ST
Manganese	SWMU 193c UCRS soil	5.11E+0	NV	6.7E-2	ST
Strontium	SWMU 194 UCRS soil	1.05E+1	NV	9.0E-1	ST
	SWMU 193c UCRS soil	7.453E+0	NV	9.0E-1	ST
	SWMU 99a UCRS soil	3.782E+0	NV	9.0E-1	ST
	SWMU 99a surface soil	2.214E+0	NV	9.0E-1	ST
	SWMU 193c surface soil	2.52E-1	NV	9.0E-1	None
Organic chemicals (mg/L)					
Trichloroethene	AOC 204 UCRS soil	1.428E+1 ^f	1.4E-4	1.2E-3	Both
Radionuclides (pCi/L)^g					
Technetium-99	SWMU 99a surface soil	1.81E+2	2.8E+1	NV	Cancer

^a Only contaminants that have a maximum modeled contaminant concentration over all sources that exceed either RBC are listed.

^b Maximum modeled concentration reported for sources within a site. Sites not listed do not contain a source of the contaminant.

^c Maximum modeled contaminant concentration for source.

^d All residential use RBCs were taken from Table 1.10 in Appendix A of the WAG 28 BHHRA. All cancer RBCs are based on a 40-year exposure; all systemic toxicity RBCs are based on chronic exposure by a child age 1–7 years. Both cancer and systemic toxicity RBCs integrate exposure through ingestion of water, inhalation of vapors emitted by water (showering and household use), and dermal contact with water (showering). Target risk for all cancer RBCs is 1E-7 because more than five contaminants are present. Target HI for all systemic toxicity RBCs is 0.1 because more than five contaminants are present. “NV” indicates an RBC for the endpoint is not available because toxicity information is lacking.

^e “Cancer” indicates that the modeled concentration exceeds the cancer RBC.

“Both” indicates that the modeled concentration exceeds both the cancer and systemic toxicity RBC.

“ST” indicates that the modeled concentration exceeds the systemic toxicity RBC.

“Both” indicates that the modeled concentration exceeds both the cancer and systemic toxicity RBC.

“None” indicates that neither RBC is exceeded by the maximum modeled concentration.

^f The computed maximum concentration is greater than the designated initial concentration at the source (1.42E-7 mg/L). The current receptor is located too close to the source, creating a near-field condition that cannot be properly assessed by a flux boundary condition model; therefore, concentrations have been truncated to the initial dissolved concentration.

^g The RBCs for radionuclides include contributions from short-lived daughters.

Exhibit 1.27. Summary of time required to reach maximum modeled concentrations at the PGDP fence boundary for contaminant sources within the WAG 28 area that contribute maximum contaminant concentrations exceeding residential use risk-based concentrations (RBCs)

Contaminant^a	Source^b	Maximum concentration^c	Year^d
Inorganic chemicals (mg/L)			
Chromium	SWMU 194 UCRS soil	7.24E+1	3783
	SWMU 193a UCRS soil	3.803E+0	5929
	SWMU 193b surface soil	2.02E-3	5929
	SWMU 99a surface soil	2.08E-18	9904–15,654
	SWMU 99a UCRS soil	9.40E-20	9904–15,655
Lithium	SWMU 194 UCRS soil	6.7E+1	20
	SWMU 99a UCRS soil	4.686E+1	67
	SWMU 193c UCRS soil	3.805E+1	49
	SWMU 99a surface soil	5.632E+0	78
	SWMU 193c surface soil	2.085E+0	46
Manganese	SWMU 193c UCRS soil	5.11E+0	2655
Strontium	SWMU 194 UCRS soil	1.05E+1	56
	SWMU 193c UCRS soil	7.453E+0	9854–10,834
	SWMU 99a UCRS soil	3.782E+0	8953
	SWMU 99a surface soil	2.214E+0	8953
	SWMU 193c surface soil	2.52E-1	9854–10,834
Organic chemicals (mg/L)			
Trichloroethene	AOC 204 UCRS soil	1.428E+1 ^e	111
Radionuclides (pCi/L)^g			
Technetium-99	SWMU 99a surface soil	1.81E+2	1570

- ^a Only contaminants that have a maximum modeled contaminant concentration over all sources that exceed either RBC are listed.
- ^b Maximum modeled concentration reported for sources within a site. Site sectors that contain a source are listed.
- ^c Maximum modeled contaminant concentration for source.
- ^d All dates taken from MEPAS modeling results and are years from present.
- ^e The computed maximum concentration is greater than the designated initial concentration at the source (1.42E-7 mg/L). The current receptor is located too close to the source, creating a near-field condition that cannot be properly assessed by a flux boundary condition model; therefore, concentrations have been truncated to the initial dissolved concentration.

UCRS contamination to support an assessment of risks to human health and the environment and the selection of remedial actions to reduce these risks. In addition, contamination in the RGA and McNairy Formation groundwater was characterized to determine if contamination in the sites acted as a secondary source of contamination to groundwater. The sites that were assessed for risk to human health and the environment were SWMUs 4, 5, and 6.

To facilitate data aggregation and to focus results on specific areas, this baseline risk assessment derived risk estimates for the following SWMUs or areas. The SWMUs and areas and their definitions are as follows:

- SWMU 4 – C-747 Contaminated Burial Yard
- SWMU 5 – C-746-F Classified Burial Yard
- SWMU 6 – C-747-B Burial Ground

Consistent with regulatory guidance and agreements contained in the Methods Document, the BHHRA evaluated scenarios that encompassed current use and several hypothetical future uses of the WAG 3 SWMUs and the areas to which contaminants from the WAG 3 SWMUs may migrate. These scenarios are listed below.

- Current on-site industrial—direct contact with surface soil (0–1 ft below ground surface).
- Future on-site industrial—direct contact with surface soil and use of groundwater drawn from aquifers below WAG 3.
- Future on-site excavation scenario—direct contact with surface and subsurface soil (0–15 ft below ground surface).
- Future on-site recreational user—ingestion of game exposed to contaminated surface soil.
- Future on-site rural resident—direct contact with surface soil, use of groundwater drawn from aquifers below WAG 3, and ingestion of vegetables grown in this area.
- Off-site rural resident—use of groundwater drawn from aquifers at the PGDP fence boundary.

Note that this report also contains a BERA for nonhuman receptors that may come into contact with contaminated media at, or migrating from, sources in the WAG 3 area. Results from this BERA are not discussed here.

Major conclusions and observations of the BHHRA are as follows:

- For all SWMUs, the cumulative human health ELCR and systemic toxicity exceed the accepted standards of the KDEP and EPA for one or more scenarios when assessed using default exposure parameters. The scenarios for which risk exceeds *de minimis* levels (i.e., a cumulative ELCR of 1×10^{-6} or a cumulative HI of 1) are summarized in [Exhibit 1.28](#). More detailed information is in [Exhibit 1.29](#).
- ELCR and systemic toxicity (HI in [Exhibit 1.29](#)) for use of groundwater drawn from the RGA and McNairy Formation were greater than the upper end of the EPA risk range (i.e., 1×10^{-4}) for both the future industrial worker and potential future on-site resident. Contaminants in groundwater driving risk and systemic toxicity varied between SWMUs and groundwater source. Over all SWMUs and groundwater sources, arsenic, beryllium, 1,1-DCE, carbon tetrachloride, chloroform, trichloroethene, vinyl chloride, ^{99}Tc , and ^{226}Ra were determined to drive ELCR, and aluminum, arsenic, chromium, iron, manganese, uranium, vanadium, carbon tetrachloride, and TCE were determined to drive systemic toxicity.

Exhibit 1.28. Land uses of concern for WAG 3

Land use scenario	Site		
	SWMU 4	SWMU 5	SWMU 6
Systemic toxicity^a			
Current industrial worker			
Exposure to soil	X ^b	–	–
Future industrial worker			
Exposure to soil	X ^b	–	–
Exposure to RGA groundwater	X ^c	X ^c	X ^c
Exposure to McNairy groundwater	X ^c	X ^c	X ^c
Future on-site rural resident^a			
Exposure to soil	X ^b	X ^b	X ^b
Exposure to RGA groundwater	X ^c	X ^c	X ^c
Exposure to McNairy groundwater	X ^c	X ^c	X ^c
Off-site rural resident			
Exposure to groundwater ^e	X	X	X
Future recreational user^a			
Exposure to soil	–	–	–
Future excavation worker			
Exposure to soil and waste	X ^c	X ^b	X ^c
Excess lifetime cancer risk			
Current industrial worker			
Exposure to soil	X	X	X
Future industrial worker			
Exposure to soil	X	X	X
Exposure to RGA groundwater	X	X	X
Exposure to McNairy groundwater	X	X	X
Future on-site rural resident^e			
Exposure to soil	X	X	X
Exposure to RGA groundwater	X	X	X
Exposure to McNairy groundwater	X	X	X
Off-site rural resident^d			
Exposure to groundwater	X ^d	–	–
Future recreational user^e			
Exposure to soil	–	X	–
Future excavation worker			
Exposure to soil and waste	X	X	X

Notes:

Taken from Table ES.2 in the WAG 3 BRA.

Scenarios where risk exceeded the benchmark levels (HI of 1/ELCR of 1.0E-06) are marked with an “X.”

Scenarios where risk did not exceed a benchmark level are marked with a “–.”

^a Results for a child are presented for systemic toxicity for the future recreational user and the future on-site rural resident.

^b These scenarios are of concern even though lead was not detected.

^c Lead is present, and the scenario is of concern whether or not the element is included in the assessment.

^d Based on the results of contaminant transport modeling, “X” indicates that the location contains a source of unacceptable off-site contamination.

^e Values for excess lifetime cancer risk for the future recreational user and the future on-site rural resident are for lifetime exposure.

Exhibit 1.29. Summary of risk results for WAG 3 without lead as a COPC

Area	Use Scenario									
	Current Worker		Future Worker		Excavation Worker		Recreational User ^a		Rural Resident ^a	
	ELCR	HI	ELCR	HI	ELCR	HI	ELCR	HI	ELCR	HI
SWMU 4 (RGA only)	NA	NA	4.7×10^{-4}	32.6	NA	NA	NA	NA	7.0×10^{-3}	487
SWMU 4 (McN only)	NA	NA	3.1×10^{-3}	75.9	NA	NA	NA	NA	$>1.0 \times 10^{-2}$	798
SWMU 5 (RGA only)	NA	NA	5.4×10^{-4}	26.8	NA	NA	NA	NA	3.9×10^{-3}	283
SWMU 5 (McN only)	NA	NA	1.2×10^{-3}	63.0	NA	NA	NA	NA	8.2×10^{-3}	680
SWMU 6 (RGA only)	NA	NA	2.3×10^{-4}	19.1	NA	NA	NA	NA	2.3×10^{-3}	223
SWMU 6 (McN only)	NA	NA	7.8×10^{-4}	41.7	NA	NA	NA	NA	5.7×10^{-3}	451
SWMU 4 (soil only)	5.4×10^{-4}	3.6	5.4×10^{-4}	3.6	2.7×10^{-3}	2.6	5.3×10^{-7}	<0.1	4.3×10^{-3}	98.2
SWMU 5 (soil only)	4.1×10^{-4}	1.0	4.1×10^{-4}	1.0	2.9×10^{-4}	2.2	1.0×10^{-5}	<0.1	$>1.0 \times 10^{-2}$	46.2
SWMU 6 (soil only)	2.4×10^{-4}	0.6	2.4×10^{-4}	0.6	2.3×10^{-4}	2.4	1.7×10^{-7}	<0.1	2.4×10^{-3}	9.4

Notes:

Taken from the WAG 3 BHHRA.

NA = No land use scenarios of concern or media not present to assess use scenario.

^a Values reported are for the child.

McN = McNairy Formation

- Because there was considerable uncertainty in some of the exposure parameters, exposure pathways, and toxicity values, a quantitative uncertainty analysis was performed. In this analysis, approved toxicity values, site-specific exposure parameters, and exposure pathways were used to calculate risk estimates for the current and future industrial worker. The results of this analysis are presented in Exhibits 1.30 through 1.33. Most important to the GWOU BHHRA is the information shown in Exhibits 1.31 and 1.33. In these exhibits, the ELCR and systemic toxicity posed to the future worker through use of groundwater are seen to vary by up to two orders of magnitude (ELCR for use of water drawn from the RGA at SWMU 5) as the various uncertainties are considered. While HI for the industrial worker is less than 1 if all uncertainties are considered (see lower bound HI in Exhibit 1.33), the total ELCR for all SWMU and groundwater source combinations remains above the *de minimis* level at all sites (see lower bound ELCR in Exhibit 1.31).

Exhibit 1.30. Summary of risk and uncertainty results for current industrial worker for WAG 3

Location	Default ELCR ^a	Default ELCR minus infrequently detected analytes ^b	Default ELCR minus common laboratory contaminants ^c	Default ELCR omitting contaminants with provisional or withdrawn toxicity values ^d	ELCR computed using EPA Region 4 absorption factors ^e	Lower bound ELCR ^f
SWMU 4 (soil)	5.4×10^{-4}	5.4×10^{-4}	5.4×10^{-4}	1.4×10^{-5}	2.5×10^{-5}	1.4×10^{-5}
SWMU 5 (soil)	4.1×10^{-4}	4.1×10^{-4}	4.1×10^{-4}	2.1×10^{-4}	3.3×10^{-5}	2.8×10^{-5}
SWMU 6 (soil)	2.4×10^{-4}	2.4×10^{-4}	2.4×10^{-4}	2.4×10^{-5}	8.0×10^{-6}	3.1×10^{-6}

Notes:

^a These values are identical to the values presented in Exhibit 1.25 in the WAG 3 BHHRA.

^b These values are identical to the values presented in Table 1.58 in the WAG 3 BHHRA.

^c These values are identical to the values presented in Table 1.59 in the WAG 3 BHHRA.

^d These values are identical to the values presented in Table 1.74 in the WAG 3 BHHRA.

^e These values are identical to the values presented in Exhibit 1.71 in the WAG 3 BHHRA.

^f These values were derived omitting infrequently detected analytes, laboratory contaminants, and those contaminants for which only provisional or withdrawn toxicity values are available and using EPA Region 4 dermal absorption values.

- The systemic toxicity varies by factors ranging from <1 to 3.6 once the effect of lead is removed. (Note that the effect of lead is due to the use of a provisional RfD. Please see Sect. 6 of this BHHRA for a discussion of the effect of the use of this provisional value.) As noted above, the lower bound HI estimates are less than 1.
- Screening level modeling indicated that WAG 3 is a potential source of off-site groundwater contamination. As shown in Exhibits 1.34, 1.35, and 1.36, modeling identified WAG 3 as being the potential source of unacceptable concentrations of five organic compounds, seven inorganic chemicals, and eight radionuclides.

Exhibit 1.31. Summary of risk and uncertainty results for future industrial worker for WAG 3

Location	Default ELCR^a	Default ELCRs minus infrequently detected contaminants^b	Default ELCR minus laboratory contaminants^c	Default ELCR omitting contaminants with provisional or withdrawn toxicity values^d	ELCR computed using EPA Region 4 dermal toxicity values	Lower bound ELCR^e
SWMU 4 (RGA)	4.7×10^{-4}	4.7×10^{-4}	4.7×10^{-4}	1.7×10^{-4}	NA	1.7×10^{-4}
SWMU 4 (McNairy)	3.1×10^{-3}	3.1×10^{-3}	3.1×10^{-3}	5.6×10^{-4}	NA	5.6×10^{-4}
SWMU 5 (RGA)	5.4×10^{-4}	1.9×10^{-4}	5.4×10^{-4}	3.5×10^{-4}	NA	6.4×10^{-6}
SWMU 5 (McNairy)	1.2×10^{-3}	1.2×10^{-3}	1.2×10^{-3}	7.2×10^{-4}	NA	7.2×10^{-4}
SWMU 6 (RGA)	2.3×10^{-4}	2.3×10^{-4}	2.3×10^{-4}	3.9×10^{-5}	NA	3.9×10^{-5}
SWMU 6 (McNairy)	7.8×10^{-4}	7.8×10^{-4}	7.8×10^{-4}	1.9×10^{-4}	NA	1.9×10^{-4}

Notes:

NA = Not Applicable.

^a These values are identical to the values presented in Exhibit 1.35 in the WAG 3 BHHRA.

^b These values are identical to the values presented in Table 1.58 in the WAG 3 BHHRA.

^c These values are identical to the values presented in Table 1.59 in the WAG 3 BHHRA.

^d These values are identical to the values presented in Table 1.74 in the WAG 3 BHHRA.

^e These values were derived omitting infrequently detected analytes, laboratory contaminants, and those contaminants for which only provisional or withdrawn toxicity values are available and using EPA Region 4 dermal absorption values.

Exhibit 1.32. Summary of systemic toxicity and uncertainty results for current industrial worker for WAG 3

Location	Default HI^a	Default HI w/o lead^a	Default HI minus infrequently detected analytes w/o lead^b	Default HI minus common laboratory contaminants w/o lead^c	Default HI omitting contaminants with provisional or withdrawn toxicity values w/o lead^d	HI computed using U.S. EPA Region 4 absorption factors w/o lead^e	Lower bound HI^f
SWMU 4 (soil)	3.6	3.6	3.6	3.6	2.8	<1	<1
SWMU 5 (soil)	1.0	1.0	<1	<1	<1	<1	<1
SWMU 6 (soil)	<1	<1	<1	<1	<1	<1	<1

Notes:

^a These values are identical to the values presented in Exhibit 1.23 in the WAG 3 BHHRA.

^b These values are identical to the values presented in Table 1.58 in the WAG 3 BHHRA.

^c These values are identical to the values presented in Table 1.59 in the WAG 3 BHHRA.

^d These values are identical to the values presented in Table 1.74 in the WAG 3 BHHRA.

^e These values are identical to the values presented in Exhibit 1.71 in the WAG 3 BHHRA.

^f These values were derived omitting contributions from lead, infrequently detected analytes, and compounds for which only provisional or withdrawn toxicity values are available and using EPA Region 4 dermal absorption factors.

Exhibit 1.33. Summary of systemic toxicity and uncertainty results for future industrial worker for WAG 3

Location	Default HI^a	Default HI w/o lead^a	Default HIs minus infrequently detected contaminants w/o lead^b	Default HI minus laboratory contaminants w/o lead^c	Default HI omitting contaminants with provisional or withdrawn toxicity values w/o lead^d	Lower bound HI^e
SWMU 4 (RGA)	16,000	32.6	32.5	32.6	6.6	6.4
SWMU 4 (McNairy)	216,000	75.9	75.9	75.9	24.9	24.9
SWMU 4 (RGA)	19,600	26.8	26.5	26.8	6.1	5.8
SWMU 4 (McNairy)	71,000	63.0	63.0	63.0	10.4	10.4
SWMU 6 (RGA)	22,700	19.1	18.6	19.1	6.0	5.5
SWMU 6 (McNairy)	70,000	41.7	41.7	41.7	8.2	8.2

Notes:

^a These values are identical to the values presented in Exhibit 1.27 in the WAG 3 BHHRA.

^b These values are identical to the values presented in Table 1.58 in the WAG 3 BHHRA.

^c These values are identical to the values presented in Table 1.59 in the WAG 3 BHHRA.

^d These values are identical to the values presented in Table 1.86 in the WAG 3 BHHRA.

^e These values were derived omitting contributions from lead, infrequently detected analytes, and compounds for which only provisional or withdrawn toxicity values are available and using EPA Region 4 dermal absorption factors.

Exhibit 1.34. Comparison between maximum modeled concentrations at the PGDP fence boundary and residential use risk-based concentrations (RBCs) for WAG 3 sources

Contaminant ^a	Source ^b	Maximum concentration ^c	Residential use RBC ^d		
			Cancer	Systemic toxicity	Exceed? ^e
Inorganic chemicals (mg/L)					
Arsenic	SWMU 4 UCRS WP1	1.86E-01	3.50E-06	4.50E-04	Both
Chromium	SWMU 4 UCRS WP1	1.15E-37	NV	4.20E-03	None
Cobalt	SWMU 4 UCRS WP1	3.29E+00	NV	9.10E-02	ST
Copper	SWMU 4 UCRS WP1	7.32E+00	NV	6.00E-02	ST
Iron	SWMU 4 UCRS WP1	1.16E+03	NV	4.50E-01	ST
Lead	SWMU 4 UCRS WP1	8.45E-42	NV	1.50E-07	None
Lithium	SWMU 4 UCRS WP1	1.76E-03	NV	3.00E-02	None
Manganese	SWMU 4 UCRS WP1	5.13E+01	NV	6.70E-02	ST
Nickel	SWMU 4 UCRS WP1	1.45E-01	NV	3.00E-02	ST
Strontium	SWMU 4 UCRS WP1	2.54E-05	NV	9.00E-01	None
Vandium	SWMU 4 UCRS WP1	5.53E-02	NV	9.30E-03	ST
Organic chemicals (mg/L)					
1,1-Dichloroethene	SWMU 4 UCRS WP1	2.58E-01	9.30E-07	1.80E-03	Both
1,2-Dichloroethene	SWMU 4 UCRS WP1	2.24E-03	NV	1.80E-03	ST
2-Methylnaphthalene	SWMU 5 surface soil	3.88E-05	NV	NV	NA
Acenaphthylene	SWMU 5 surface soil	4.35E-03	NV	NV	NA
Carbon tetrachloride	SWMU 4 UCRS WP1	5.94E-04	1.50E-05	1.20E-04	Both
Pentachlorophenol	SWMU 4 UCRS WP1	3.35E-18	2.10E-05	2.30E-02	None
Phenanthrene	SWMU 5 surface soil	2.62E-03	NV	NV	NA
Toluene	SWMU 5 UCRS WP2	2.78E-05	NV	2.40E-02	None
Trichloroethene	SWMU 4 UCRS WP1	2.26E+01	1.40E-04	1.20E-03	Both
Vinyl chloride	SWMU 4 UCRS WP1	3.31E-01	1.70E-06	NV	Cancer
Radionuclides (pCi/L)^f					
Neptunium-237	SWMU 4 UCRS WP1	4.88E+02	1.30E-01	NV	Cancer
Plutonium-239	SWMU 4 UCRS WP1	1.09E+01	1.22E-01	NV	Cancer
Radium-226	SWMU 4 UCRS WP1	2.21E-01	1.30E-01	NV	Cancer
Technetium-99	SWMU 4 UCRS WP1	6.34E+04	2.80E+01	NV	Cancer
Thorium-230	SWMU 4 UCRS WP1	3.56E-28	1.03E+00	NV	None
Total uranium ^g	SWMU 4 UCRS WP1	6.46E+03	6.23E-01	NV	Cancer
Uranium-234	SWMU 4 UCRS WP1	4.51E+03	8.70E-01	NV	Cancer
Uranium-235	SWMU 4 UCRS WP1	4.75E+01	8.21E-01	NV	Cancer
Uranium-238	SWMU 4 UCRS WP1	8.33E+02	6.23E-01	NV	Cancer

^a All contaminants with an identified source and a modeled concentration are listed.

^b Media for each SWMU in which the source contributing the maximum modeled concentration is located. The "WP" prefix was used in the WAG 3 BHHRA to delineate multiple UCRS sources.

^c Maximum modeled contaminant concentration among all sources modeled.

^d All residential use RBCs are from Table A.4 in Appendix A of the WAG 3 BHHRA. All cancer RBCs are based on a 40-year exposure; all systemic toxicity RBCs are based on chronic exposure by a child age 1–7 years. Both cancer and systemic toxicity RBCs integrate exposure through ingestion of water, inhalation of vapors emitted by water (showering and household use), and dermal contact with water (showering). Target risk for all cancer RBCs is 1.0E-7 because more than five contaminants are present. Target HI for all systemic toxicity RBCs is 0.1 because more than five contaminants are present. "NV" indicates that an RBC for the endpoint is not available because toxicity information is lacking. The RBC for chromium is for exposure to Cr(VI). The RBCs for radionuclides include contributions from short-lived daughters.

^e "Cancer" indicates that the modeled concentration exceeds the cancer RBC.

"ST" indicates that the modeled concentration exceeds the systemic toxicity RBC.

"Both" indicates that the modeled concentration exceeds both the cancer and systemic toxicity RBC.

"None" indicates that neither RBC is exceeded by the maximum modeled concentration.

^f The RBCs for radionuclides include contributions from short-lived daughters.

^g The maximum detected activity of uranium in SWMU 4 was from a sample reported as "total uranium" rather than as specific isotopes; therefore, it was assessed as U-238 because naturally occurring uranium contains approximately 99.3% U-238, 0.7% U-235, and 0.005% U234.

Exhibit 1.35. Summary of sources and maximum modeled concentrations for contaminants that have a source within the WAG 3 area that exceeds a residential use risk-based concentration (RBC)

Contaminant ^a	Source ^b	Maximum concentration ^c	Residential Use RBC ^d		
			Cancer	Systemic toxicity	Exceed? ^e
Inorganic chemicals (mg/L)					
Arsenic	SWMU 4 UCRS WP1	1.86E-01	3.50E-06	4.50E-04	Both
Cobalt	SWMU 4 UCRS WP1	3.29E+00	NV	9.10E-02	ST
	SWMU 5 UCRS WP2	1.89E-03	NV	9.10E-02	None
Copper	SWMU 6 UCRS WP2	1.66E-03	NV	9.10E-02	None
	SWMU 6 UCRS WP1	8.06E-05	NV	9.10E-02	None
	SWMU 5 UCRS WP1	2.51E-05	NV	9.10E-02	None
	SWMU 4 UCRS WP1	7.32E+00	NV	6.00E-02	ST
	SWMU 4 surface soil	4.40E-04	NV	6.00E-02	None
	SWMU 6 UCRS WP1	3.13E-11	NV	6.00E-02	None
Iron	SWMU 6 surface soil	2.56E-12	NV	6.00E-02	None
	SWMU 4 UCRS WP1	1.16E+03	NV	4.50E-01	ST
	SWMU 5 UCRS WP2	4.64E+02	NV	4.50E-01	ST
	SWMU 6 UCRS WP1	6.01E+01	NV	4.50E-01	ST
	SWMU 5 UCRS WP1	4.98E+01	NV	4.50E-01	ST
Manganese	SWMU 6 UCRS WP2	3.28E+01	NV	4.50E-01	ST
	SWMU 4 surface soil	1.97E+00	NV	4.50E-01	ST
	SWMU 4 UCRS WP1	5.13E+01	NV	6.70E-02	ST
	SWMU 5 UCRS WP2	1.56E+01	NV	6.70E-02	ST
	SWMU 6 UCRS WP1	4.08E-01	NV	6.70E-02	ST
Nickel	SWMU 5 UCRS WP1	2.32E-01	NV	6.70E-02	ST
	SWMU 4 UCRS WP1	1.45E-01	NV	3.00E-02	ST
Vanadium	SWMU 4 surface soil	2.53E-03	NV	3.00E-02	None
	SWMU 4 UCRS WP1	5.53E-02	NV	9.30E-03	ST
Organic chemicals (mg/L)					
1,1-Dichloroethene	SWMU 4 UCRS WP1	2.58E-01	9.30E-07	1.80E-03	Both
1,2-Dichloroethene	SWMU 4 UCRS WP1	2.24E-03	NV	1.80E-03	ST
Carbon tetrachloride	SWMU 4 UCRS WP1	5.94E-04	1.50E-05	1.20E-04	Both
Trichloroethene	SWMU 4 UCRS WP1	2.26E+01	1.40E-04	1.20E-03	Both
Vinyl chloride	SWMU 4 UCRS WP1	3.31E-01	1.70E-06	NV	Cancer
Radionuclides (pCi/L)^f					
Neptunium-237	SWMU 4 UCRS WP1	4.88E+02	1.30E-01	NV	Cancer
	SWMU 6 waste cell	1.68E-01	1.30E-01	NV	Cancer
	SWMU 6 UCRS WP1	5.97E-02	1.30E-01	NV	None
	SWMU 4 surface soil	5.33E-02	1.30E-01	NV	None
Plutonium-239	SWMU 4 UCRS WP1	1.09E+01	1.22E-02	NV	Cancer
	SWMU 4 surface soil	4.16E-04	1.22E-02	NV	None
Radium-226	SWMU 4 UCRS WP1	2.21E-01	1.30E-01	NV	Cancer
	SWMU 5 UCRS WP1	5.59E-03	1.30E-01	NV	None
Technetium-99	SWMU 5 UCRS WP2	5.33E-02	1.30E-01	NV	None
	SWMU 4 UCRS WP1	6.34E+04	2.80E+01	NV	Cancer
	SWMU 5 UCRS WP2	2.29E+02	2.80E+01	NV	Cancer
	SWMU 6 waste cell	9.15E+01	2.80E+01	NV	Cancer
	SWMU 5 surface soil	5.78E+01	2.80E+01	NV	Cancer
	SWMU 6 UCRS WP1	1.16E+01	2.80E+01	NV	None
	SWMU 6 surface soil	9.71E+00	2.80E+01	NV	None

Exhibit 1.35. Summary of sources and maximum modeled concentrations for contaminants that have a source within the WAG 3 area that exceeds a residential use risk-based concentration (RBC) (continued)

Contaminant ^a	Source ^b	Maximum concentration ^c	Residential Use RBC ^d		
			Cancer	Systemic toxicity	Exceed? ^e
Total uranium ^g	SWMU 4 UCRS WP1	6.46E+03	6.23E-01	NV	Cancer
Uranium-234	SWMU 4 UCRS WP1	4.51E+03	8.70E-01	NV	Cancer
	SWMU 4 surface soil	1.37E+00	8.70E-01	NV	Cancer
Uranium-235	SWMU 4 UCRS WP1	4.75E+01	8.21E-01	NV	Cancer
Uranium-238	SWMU 4 UCRS WP1	8.33E+02	6.23E-01	NV	Cancer
	SWMU 4 surface soil	2.67E+00	6.23E-01	NV	Cancer
	SWMU 5 UCRS WP2	9.95E-19	6.23E-01	NV	None
	SWMU 5 UCRS WP1	5.14E-19	6.23E-01	NV	None
	SWMU 6 waste cell	4.80E-19	6.23E-01	NV	None
	SWMU 6 UCRS WP1	3.49E-19	6.23E-01	NV	None

- ^a Only contaminants that have a maximum modeled contaminant concentration over all sources that exceed either RBC are listed.
- ^b Maximum modeled concentration reported for sources within a SWMU. Sites not listed do not contain a source of the contaminant. The “WP” prefix was used in the WAG 3 BHHRA to delineate multiple UCRS sources.
- ^c Maximum modeled contaminant concentration for source.
- ^d All residential use RBCs are from Table A.4 in Appendix A of the WAG 3 BHHRA. All cancer RBCs are based on a 40-year exposure; all systemic toxicity RBCs are based on chronic exposure by a child age 1–7 years. Both cancer and systemic toxicity RBCs integrate exposure through ingestion of water, inhalation of vapors emitted by water (showering and household use), and dermal contact with water (showering). Target risk for all cancer RBCs is 1.0E-7 because more than five contaminants are present. Target HI for all systemic toxicity RBCs is 0.1 because more than five contaminants are present. “NV” indicates that an RBC for the endpoint is not available because toxicity information is lacking.
- ^e “Cancer” indicates that the modeled concentration exceeds the cancer RBC.
 “Both” indicates that the modeled concentration exceeds both the cancer and systemic toxicity RBC.
 “ST” indicates that the modeled concentration exceeds the systemic toxicity RBC.
 “Both” indicates that the modeled concentration exceeds both the cancer and systemic toxicity RBC.
 “None” indicates that neither RBC is exceeded by the maximum modeled concentration.
- ^f The RBCs for radionuclides include contributions from short-lived daughters.
- ^g The maximum detected activity of uranium in SWMU 4 was from a sample reported as “total uranium” rather than as specific isotopes; therefore, it was assessed as U-238 because naturally occurring uranium contains approximately 99.3% U-238, 0.7% U-235, and 0.005% U234.

Exhibit 1.36. Summary of time required to reach maximum modeled concentrations at the PGDP fence boundary for contaminant sources within the WAG 3 area that contribute maximum contaminant concentrations exceeding residential use risk-based concentrations (RBCs)

Contaminant^a	Source^b	Maximum concentration^c	Year^d	
Inorganic chemicals (mg/L)				
Arsenic	SWMU 4 UCRS WP1	1.86E-01	1853	
Cobalt	SWMU 4 UCRS WP1	3.29E+00	787.5	
Copper	SWMU 4 UCRS WP1	7.32E+00	7992	
Iron	SWMU 4 UCRS WP1	1.16E+03	1738	
	SWMU 5 UCRS WP2	4.64E+02	1873	
	SWMU 6 UCRS WP1	6.01E+01	1966	
	SWMU 5 UCRS WP1	4.98E+01	1411	
	SWMU 6 UCRS WP2	3.28E+01	1787	
	SWMU 4 surface soil	1.97E+00	1337	
	Manganese	SWMU 4 UCRS WP1	5.13E+01	2248
		SWMU 5 UCRS WP2	1.56E+01	4097
SWMU 6 UCRS WP1		4.08E-01	3690	
SWMU 5 UCRS WP-1		2.32E-01	3870	
Nickel	SWMU 4 UCRS WP1	1.45E-01	5019	
Vanadium	SWMU 4 UCRS WP1	5.53E-02	9411	
Organic chemicals (mg/L)				
1,1-Dichloroethene	SWMU 4 UCRS WP1	2.58E-01	62.86	
1,2-Dichloroethene	SWMU 4 UCRS WP1	2.24E-03	18.8	
Carbon tetrachloride	SWMU 4 UCRS WP1	5.94E-04	300.6	
Trichloroethene	SWMU 4 UCRS WP1	2.26E+01	101.6	
Vinyl chloride	SWMU 4 UCRS WP1	3.31E-01	56.6	
Radionuclides (pCi/L)				
Neptunium-237	SWMU 4 UCRS WP1	4.88E+02	316.4	
	SWMU 6 waste cell	1.68E-01	330.2	
Plutonium-239	SWMU 4 UCRS WP1	1.09E+01	8665	
Radium-226	SWMU 4 UCRS WP1	2.21E-01	8208	
Technetium-99	SWMU 4 UCRS WP1	6.34E+04	111.4	
	SWMU 5 UCRS WP2	2.29E+02	130.1	
	SWMU 6 waste cell	9.15E+01	118.6	
	SWMU 5 surface soil	5.78E+01	109.5	
	SWMU 6 UCRS WP1	1.16E+01	118.6	
Total uranium ^e	SWMU 6 surface soil	9.71E+00	105.1	
	SWMU 4 UCRS WP1	6.46E+03	4330	
Uranium-234	SWMU 4 UCRS WP1	4.51E+03	4329	
	SWMU 4 surface soil	1.37E+00	4355	
Uranium-235	SWMU 4 UCRS WP1	4.75E+01	5141	
Uranium-238	SWMU 4 UCRS WP1	8.33E+02	4330	
	SWMU 4 surface soil	2.67E+00	4356	

^a Only contaminants that have a maximum modeled contaminant concentration over all sources that exceed either RBC are listed.

^b Maximum modeled concentration reported for sources within a SWMU. The “WP” prefix was used in the WAG 3 BHHRA to delineate multiple UCRS sources.

^c Maximum modeled contaminant concentration for source.

^d All dates taken from MEPAS modeling results and are years from present.

^e The maximum detected activity of uranium in SWMU 4 was from a sample reported as “total uranium” rather than as specific isotopes; therefore, it was assessed as U-238 because naturally occurring uranium contains approximately 99.3% U-238, 0.7% U-235, and 0.005% U-234.

1.2.1.5 WAG 22

SWMUs 7 and 30 (from material in DOE 1998a)

In 1996, the DOE conducted an RI/RFI at SWMUs 7 and 30 in WAG 22 at the PGDP. The purpose of this activity was to determine the presence, nature, and extent of contaminants at each of the units. The investigation focused on source characterization of the surrounding soils and the potential impacts of contaminants on adjoining surface waters and groundwater. Investigative activities included sampling and analysis of surface and subsurface soils, surface waters, groundwater, and waste.

The BHHRA utilized information collected during the remedial investigation and earlier investigations to characterize the baseline risks posed to human health from contact with contaminants in soil, sediment, groundwater, surface water, and buried waste at SWMUs 7 and 30 and from contact with media impacted by contaminants migrating from these units. To assess the risk posed by contaminants migrating from burial pits at SWMUs 7 and 30 to the RGA, fate and transport modeling was used. Fate and transport modeling was also used to assess the risks posed by contaminants migrating from SWMUs 7 and 30 to surrounding ditches. Note that although the SWMUs are bordered by ditches that collect and direct surface water runoff, the flow in these ditches was determined to be intermittent; therefore, all sediment samples collected from ditches were assessed as soil and not sediment in this BHHRA.

To facilitate data aggregation and to focus results on specific areas, this baseline risk assessment derived risk estimates for the following SWMUs or areas. The SWMUs and areas and their definitions are as follows:

- SWMU 7 – C-747-A Burial Ground.
- SWMU 30 – C-747A Burn Area.
- North Ditch – ditch along the north side of SWMUs 7 and 30.
- South Ditch – ditch along the south side of SWMUs 7 and 30.

Consistent with regulatory guidance and previous agreements, the BHHRA evaluated scenarios that encompassed current use and several hypothetical future uses of the SWMUs 7 and 30 area and areas to which contaminants from SWMUs 7 and 30 may migrate. These scenarios are listed below.

- Current on-site industrial – direct contact with surface soil (0 to 1 ft).
- Future on-site industrial – direct contact with surface soil (0 to 1 ft) and use of RGA groundwater below the SWMU.
- Future on-site excavation scenario – direct contact with waste and subsurface soil (0 to 10 ft). [Note, exposure was combined for all pits within a SWMU for this BHHRA. However, a pit-specific baseline risk assessment is presented in an appendix to the feasibility study for SWMUs 7 and 30 (DOE 1997b).]
- Future on-site recreational user – consumption of game exposed to surface soil (0 to 1 ft).
- Future off-site recreational user – direct contact with surface water and consumption of game exposed to surface water.
- Future on-site rural resident – direct contact with surface soil (0 to 1 ft), use of RGA groundwater below the SWMU, and consumption of vegetables.
- Future off-site rural resident – use of RGA groundwater at the DOE property boundary.

Note that this report contains a screening ecological risk assessment (SERA) for nonhuman receptors that may come into contact with contaminated media at or migrating from SWMUs 7 and 30. Results from this SERA are not discussed here.

Major conclusions and observations of the risk assessment are as follows.

- For SWMUs 7 and 30 and the associated ditches, ELCR and systemic toxicity posed by contaminants often exceed accepted standards of KDEP and EPA for one or more scenarios when assessed using default exposure parameters. Summaries of the BHHRA results for all land uses are in [Exhibit 1.37](#).
- ELCR and systemic toxicity for use of groundwater drawn from the RGA and McNairy Formation were greater than the upper end of the EPA risk range (i.e., 1×10^{-4}) for both the future industrial worker and the potential future resident. Contaminants in groundwater driving risk were arsenic, beryllium, TCE, carbon tetrachloride, vinyl chloride, and ^{239}Pu . Contaminants in groundwater driving systemic toxicity were aluminum, arsenic, iron, manganese, 1,2-dichloroethene, Aroclor-1254, and TCE.
- Because there was considerable uncertainty in some of the exposure parameters, exposure pathways, and toxicity values, a quantitative uncertainty analysis was performed. In this analysis, approved toxicity values and site-specific exposure parameters and pathways were used to calculate risk estimates for the various use scenarios. The results of this analysis are in [Exhibits 1.38](#) through [1.39](#). As shown there, neither the ELCR for the future industrial worker nor the ELCR for the future rural resident (onsite) were reduced to acceptable levels by assuming no groundwater use. Similarly, the HIs for these receptors were not reduced to acceptable levels by assuming no groundwater use.
- Fate and transport modeling determined that SWMUs 7 and 30 were potential sources of off-site groundwater contamination. Contaminants determined to potentially be contributed at rates leading to concentrations that are unacceptable were vinyl chloride and ^{99}Tc .

SWMU 2 (from material in DOE 1997a and DOE 1994a)

In 1989, DOE conducted an investigation of SWMU 2 (C-749 Uranium Burial Ground) of WAG 22 as part of the Phase II Site Investigation (CH2M Hill 1992). Subsequently, the results for SWMU 2 in CH2M Hill 1992 were reissued in an RI addendum (DOE 1994a) and a feasibility study report (DOE 1995a), proposed remedial action plan (DOE 1995b), and record of decision (DOE 1995c) were produced. As part of the record of decision, which was for interim action, DOE agreed to conduct additional investigations at SWMU 2 to verify the conceptual site model used to support the interim remedial actions in the record of decision. The risk material reported here is taken from the report developed following the later investigation (i.e., DOE 1997a).

Unlike the reports discussed earlier, DOE 1997a did not contain a BHHRA. In that report, detected analyte concentrations and summary statistics developed from them were compared to human health risk-based concentrations developed using procedures in the Methods Document. In addition, modeled concentrations for exposure to water drawn from the RGA at down-gradient exposure points were compared to these human health risk-based concentrations. [Exhibits 1.40](#), [1.41](#), and [1.42](#) present some of the results of these analyses. Significant conclusions from these analyses are as follows:

- Several analytes were detected in soil and sediment at SWMU 2 that exceed human health risk-based concentrations for industrial use. These analytes include several metals (i.e., arsenic, beryllium, chromium, manganese, uranium, and vanadium), polychlorinated biphenyls (PCBs), TCE and its breakdown products, and uranium radioisotopes.

Exhibit 1.37. Summary of risk results for SWMUs 7 & 30 without lead as a COPC

Area	Use Scenario									
	Current Worker		Future Worker		Excavation Worker		Recreational User ^a		Rural Resident ^a	
	ELCR	HI	ELCR	HI	ELCR	HI	ELCR	HI	ELCR	HI
SWMU 7	4×10^{-3}	5	6×10^{-3}	62	2×10^{-3}	5	1×10^{-5}	<0.1	5×10^{-2}	1320
SWMU 30	4×10^{-3}	4	4×10^{-3}	12	1×10^{-3}	4	2×10^{-5}	<0.1	4×10^{-2}	334
North ditch	4×10^{-4}	5	4×10^{-4}	5	NA	NA	1×10^{-6}	<0.1	9×10^{-3}	229
South ditch	4×10^{-4}	5	4×10^{-4}	5	NA	NA	2×10^{-6}	<0.1	1×10^{-2}	334
30 year future	NA	NA	NA	NA	NA	NA	NA	NA	5×10^{-5}	<0.1
100 year future	NA	NA	NA	NA	NA	NA	NA	NA	2×10^{-4}	0.3

Notes:

Information taken from the WAG 22/SWMU 7 & 30 BHHRA.

NA = No land use scenarios of concern or media not present to assess use scenario.

^a Values reported are for the child.

Exhibit 1.38. Summary of risk results and uncertainties for SWMUs 7 & 30

SWMU	Total Excess Lifetime Cancer Risk							
	Total ELCR derived using all default exposure values	Total ELCR derived using site-specific or average exposure values	Total ELCR without groundwater contribution	Total ELCR using EPA default dermal absorption exposure values	Total ELCR without contribution of lead	Total ELCR without consumption of game contribution	Total ELCR without consumption of vegetables contribution (soil + gw)	Total site-specific or average ELCR without groundwater, with EPA default dermal values, without lead, without game, and without vegetable contribution
Current Industrial Worker at Current Concentrations								
7	4×10^{-3}	2×10^{-4}	NA	2×10^{-4}	NA	NA	NA	1×10^{-5}
30	4×10^{-3}	2×10^{-4}	NA	2×10^{-4}	NA	NA	NA	1×10^{-5}
North ditch	4×10^{-4}	2×10^{-5}	NA	3×10^{-5}	NA	NA	NA	2×10^{-6}
South ditch	4×10^{-4}	2×10^{-5}	NA	5×10^{-5}	NA	NA	NA	3×10^{-6}
Future Industrial Worker at Current Concentrations								
7	6×10^{-3}	NA	4×10^{-3}	2×10^{-3}	NA	NA	NA	2×10^{-4}
30	4×10^{-3}	NA	4×10^{-3}	5×10^{-4}	NA	NA	NA	2×10^{-4}
North ditch	4×10^{-4}	NA	NA	3×10^{-5}	NA	NA	NA	3×10^{-5}
South ditch	4×10^{-4}	NA	NA	5×10^{-5}	NA	NA	NA	5×10^{-5}
Future Recreational User at Current Concentrations								
7	1×10^{-5}	NA	NA	NA	NA	0.0e+00	NA	0.0e+00
30	1×10^{-5}	NA	NA	NA	NA	0.0e+00	NA	0.0e+00
North ditch	1×10^{-6}	NA	NA	NA	NA	0.0e+00	NA	0.0e+00
South ditch	2×10^{-6}	NA	NA	NA	NA	0.0e+00	NA	0.0e+00

Table 1.38 (continued)

SWMU	Total Excess Lifetime Cancer Risk							
	Total ELCR derived using all default exposure values	Total ELCR derived using site-specific or average exposure values	Total ELCR without groundwater contribution	Total ELCR using EPA default dermal absorption exposure values	Total ELCR without contribution of lead	Total ELCR without consumption of game contribution	Total ELCR without consumption of vegetables contribution (soil + gw)	Total site-specific or average ELCR without groundwater, with EPA default dermal values, without lead, without game, and without vegetable contribution
Future Rural Resident at Current Concentrations								
7	5×10^{-2}	1×10^{-2}	3×10^{-2}	4×10^{-2}	NA	NA	2×10^{-2}	1×10^{-3}
30	4×10^{-2}	9×10^{-3}	3×10^{-2}	3×10^{-2}	NA	NA	1×10^{-2}	8×10^{-4}
North ditch	9×10^{-3}	2×10^{-3}	NA	8×10^{-3}	NA	NA	1×10^{-3}	3×10^{-4}
South ditch	1×10^{-2}	3×10^{-3}	NA	1×10^{-2}	NA	NA	1×10^{-3}	5×10^{-4}
Future Excavation Worker at Current Concentrations								
7	2×10^{-3}	1×10^{-5}	NA	9×10^{-4}	NA	NA	NA	7×10^{-6}
30	1×10^{-3}	6×10^{-5}	NA	1×10^{-4}	NA	NA	NA	7×10^{-6}
North ditch	NA	NA	NA	NA	NA	NA	NA	NA
South ditch	NA	NA	NA	NA	NA	NA	NA	NA

Notes:

Duplicate of Table ES.6 of the WAG 22/SWMU 7 & 30 BHHRA.

NA = Uncertainty not evaluated or not appropriate for this land use.

Exhibit 1.39. Summary of systemic toxicity results and uncertainties for SWMUs 7 & 30

SWMU	Systemic Toxicity							
	Total HI derived using all default exposure values with lead	Total HI derived without lead toxicity	Total HI derived using site-specific or average exposure values without lead	Total HI without groundwater contribution without lead	Total HI using EPA default dermal absorption exposure values without lead	Total HI without contribution from consumption of game	Total HI without contribution from consumption of vegetables (soil + gw)	Total site-specific or average HI without groundwater, with EPA default dermal values, without lead, without game, and without vegetable contribution
Current Industrial worker at Current Concentrations								
7	5×10^3	5×10^0	3×10^{-1}	NA	3×10^{-1}	NA	NA	2×10^{-2}
30	4×10^3	4×10^0	3×10^{-1}	NA	2×10^{-1}	NA	NA	1×10^{-2}
North ditch	3×10^3	5×10^0	3×10^{-1}	NA	2×10^{-1}	NA	NA	1×10^{-2}
South ditch	1×10^4	5×10^0	3×10^{-1}	NA	2×10^{-1}	NA	NA	1×10^{-2}
Future Industrial Worker at Current Concentrations								
7	5×10^4	6×10^1	NA	5×10^0	6×10^1	NA	NA	3×10^{-1}
30	2×10^4	1×10^1	NA	4×10^0	8×10^0	NA	NA	2×10^{-1}
North ditch	3×10^3	5×10^0	NA	NA	2×10^{-1}	NA	NA	2×10^{-1}
South ditch	1×10^4	5×10^0	NA	NA	2×10^{-1}	NA	NA	2×10^{-1}
Future Child Recreational User at Current Concentrations								
7	3×10^0	7×10^{-2}	NA	NA	NA	0.0e+00	NA	0.0e+00
30	2×10^0	4×10^{-2}	NA	NA	NA	0.0e+00	NA	0.0e+00
North ditch	2×10^{-1}	4×10^{-3}	NA	NA	NA	0.0e+00	NA	0.0e+00
South ditch	5×10^{-1}	5×10^{-3}	NA	NA	NA	0.0e+00	NA	0.0e+00

Table 1.39 (continued)

SWMU	Systemic Toxicity							
	Total HI derived using all default exposure values with lead	Total HI derived without lead toxicity	Total HI derived using site-specific or average exposure values without lead	Total HI without groundwater contribution without lead	Total HI using EPA default dermal absorption exposure values without lead	Total HI without contribution from consumption of game	Total HI without contribution from consumption of vegetables (soil + gw)	Total site-specific or average HI without groundwater, with EPA default dermal values, without lead, without game, and without vegetable contribution
Future Child Rural Resident at Current Concentrations								
7	9×10^5	1×10^3	1×10^3	4×10^2	1×10^3	NA	4×10^2	2×10^0
30	5×10^5	3×10^2	2×10^2	3×10^2	3×10^2	NA	7×10^1	2×10^0
North ditch	2×10^5	2×10^2	2×10^2	NA	2×10^2	NA	3×10^1	1×10^0
South ditch	7×10^5	3×10^2	2×10^2	NA	3×10^2	NA	3×10^1	2×10^0
Future Excavation Worker at Current Concentrations								
7	7×10^3	5×10^0	4×10^{-2}	NA	1×10^0	NA	NA	8×10^{-3}
30	5×10^3	4×10^0	2×10^{-1}	NA	9×10^{-1}	NA	NA	4×10^{-2}
North ditch	NA	NA	NA	NA	NA	NA	NA	NA
South ditch	NA	NA	NA	NA	NA	NA	NA	NA

Notes:

Duplicate of Table ES.7 in the WAG 22/SWMU 7 & 30 BHHRA.

NA = Uncertainty not evaluated or not appropriate for this land use.

Exhibit 1.40. Summary of comparison of concentration of analytes detected in soil and sediment at SWMU 2 to industrial use preliminary remediation goals

Analyte ^a	Sediment ^b	Soil				Waste Cell ^g
		Surface ^c	UCRS ^d	RGA ^e	McNairy ^f	
Arsenic	PBR	PBR	PBR	X	X	X
Barium			PB	X	X	X
Beryllium		PBR	PBR	X	X	X
Cadmium	B			X	X	X
Chromium	PBR	PR	PBR	X	X	X
Manganese	PR	PR	PBR	X	X	X
Nickel	B	B	B	X	X	X
Silver		B	B	X	X	X
Thallium	B		B	X	X	X
Uranium	PBR	X	PBR			X
Vanadium	P	P	PB	X	X	X
Polychlorinated Biphenyls	PR	PR	PR	X	X	
cis-1,2-Dichloroethene		X	PR	X	X	X
trans-1,2-Dichloroethene		X		X	X	X
Trichloroethene			PR			X
Vinyl Chloride			PR	X	X	X
Americium-241						
Neptunium-237	B	B				
Plutonium-239	PB	B				
Protactinium-234						P
Technetium-99	B	B				
Thorium-230	B	B	B		B	
Thorium-234	X	X	X	X	X	
Uranium-234	B	B	PB			
Uranium-235	PB	PB	PB			
Uranium-238	PB	PB	PB		B	P

Table 1.40 (continued)

Codes:	Blank	Analyses were performed, and analyte was either not detected or detected at a concentration below all preliminary remediation goals.
	X	Analyses for the analyte were not performed on samples taken from medium.
	P	Maximum detected concentration of the analyte exceeds one or both of the industrial use risk-based preliminary remediation goals.
	B	Maximum detected concentration of the analyte exceeds the background value.
	R	Maximum detected concentration exceeds the soil screening value contained in Kentucky (1995).

- ^a The analytes listed are those contained in the final Sampling and Analysis Plan for SWMU 2 (DOE 1996e).
- ^b The analyte list for sediment presented in the Sampling and Analysis Plan included the CERCLA Total Analyte List/Total Compound List, radiological analytes, polychlorinated biphenyls, and pesticides. For brevity, only the results for the SAP analytes are presented here. Complete results for sediment are presented in Table 5.6 of the SWMU 2 Data Summary Report. Sediment samples are those collected from 0 to 1 foot below surface at ditch and at low area.
- ^c Surface soil samples are those collected from 0 to 1 foot below current ground surface.
- ^d UCRS soil samples are those collected from Hydrogeologic Units 1, 2a, 2 Confining, 2b, and 3, exclusive of surface soil.
- ^e RGA soil samples are those collected from Hydrogeologic Units 4 and 5.
- ^f McNairy soil samples are those collected from the McNairy Formation.
- ^g Waste cell samples are materials collected from within waste cells.

Exhibit 1.41. Comparison of estimated maximum concentrations of contaminants in RGA water at the PGDP fence line originating from soil and waste cells at SWMU 2 to residential preliminary remediation goals

Analyte	Maximum Concentration ^a	Time of Maximum Concentration ^b	Preliminary Remediation Goals				Criteria Exceeded ^g	Units
			ELCR ^c	HI ^d	Regulatory Value ^e	Background ^f		
Arsenic	4.93E-04	1505	3.50E-06	4.52E-04	5.00E-02	1.10E-02	P	mg/L
Barium	0.00E+00	35		1.04E-01	2.00E+00	2.90E-01	No	mg/L
Beryllium	6.45E-33	9975	1.05E-06	6.61E-03	4.00E-03	9.30E-03	No	mg/L
Cadmium	2.75E-07	9975		6.61E-04	5.00E-03	2.10E-02	No	mg/L
Chromium	8.20E-06	9975		7.05E-03	1.00E-01	1.30E-01	No	mg/L
Manganese	1.74E-02	2765		6.81E-02	1.59E-01*	1.60E-01	No	mg/L
Nickel	3.48E-06	9975		3.01E-02	6.19E-02	6.20E-02	No	mg/L
Silver	1.97E-04	1715		7.50E-03	1.00E-01*	1.10E-01	No	mg/L
Thallium	1.07E-03	35			2.00E-03	1.10E-01	No	mg/L
Uranium	4.86E-03	665		4.53E-03	2.00E-02*		No	mg/L
Vanadium	3.08E-04	8015		9.25E-03		1.40E-01	No	mg/L
Aroclor-1016	3.22E-31	9975		4.69E-05	5.00E-04		No	mg/L
Aroclor-1221	1.37E-06	4305	5.83E-07		5.00E-04		P ^h	mg/L
Aroclor-1232	9.95E-06	595	6.67E-07		5.00E-04		P ^h	mg/L
Aroclor-1242	1.26E-06	4725	6.40E-07		5.00E-04		P ^h	mg/L
Aroclor-1248	8.13E-40	9975	4.03E-07		5.00E-04		No	mg/L
Aroclor-1254	3.43E-43	9975	4.13E-07	4.30E-05	5.00E-04		No	mg/L
Aroclor-1260	0.00E+00	35	2.27E-07		5.00E-04		No	mg/L
1,1-Dichloroethene	4.78E-06	35	1.62E-06	1.34E-02	7.00E-03		P ^h	mg/L
1,2-Dichloroethene	5.35E-05	35	1.49E-02 ⁱ		7.00E-02 ⁱ		No	mg/L
Trichloroethene	5.64E-02	105	2.01E-04	7.86E-03	5.00E-03		PR	mg/L
Vinyl Chloride	7.74E-05	35	2.04E-06		2.00E-03		P	mg/L
Actinium-225	1.55E-06	3535	2.72E-01				No	pCi/L
Actinium-227	1.89E-04	735	6.17E-02 ^j				No	pCi/L
Americium-241	6.28E-03	665	1.18E-01				No	pCi/L
Bismuth-210	6.94E-07	4025	5.30E+00				No	pCi/L
Neptunium-237	5.27E-02	35	1.29E-01 ^j				No	pCi/L
Protactinium-231	1.97E-04	735	2.59E-01				No	pCi/L
Protactinium-233	5.27E-02	35	8.23E+00				No	pCi/L

Table 1.41 (continued)

Analyte	Maximum Concentration ^a	Time of Maximum Concentration ^b	Preliminary Remediation Goals				Criteria Exceeded ^g	Units
			ELCR ^c	HI ^d	Regulatory Value ^e	Background ^f		
Lead-210	6.94E-07	4025	3.82E-02 ^j				No	pCi/L
Polonium-210	6.94E-07	4025	1.18E-01				No	pCi/L
Plutonium-239	2.66E-02	175	1.22E-01				No	pCi/L
Radium-223	1.89E-04	735	1.65E-01				No	pCi/L
Radium-225	1.55E-06	3535	2.46E-01				No	pCi/L
Radium-226	4.00E-02	1155	1.30E-01 ^j				No	pCi/L
Radon-222	7.09E-07	4025	1.03E+00 ^j				No	pCi/L
Technetium-99	3.46E-02	1365	2.76E+01				No	pCi/L
Thorium-227	1.89E-04	735	9.56E-01				No	pCi/L
Thorium-229	1.55E-06	3535	1.08E-01 ^j				No	pCi/L
Thorium-230	1.04E-01	1085	1.03E+00			1.40E+00	No	pCi/L
Thorium-231	1.34E-02	665	2.16E+01				No	pCi/L
Thorium-234	1.61E-01	665	2.00E+00				No	pCi/L
Uranium-233	3.24E-05	315	8.62E-01				No	pCi/L
Uranium-234	1.51E-01	665	8.70E-01			1.20E+00	No	pCi/L
Uranium-235	1.34E-02	665	8.21E-01 ^j			1.5E-01	No	pCi/L
Uranium-238	1.61E-01	665	6.23E-01 ^j			1.10E+00	No	pCi/L

Note: Blank cells indicate that value is not available or not applicable.

^a Maximum concentration of analyte predicted to be in RGA water at the PGDP security fence by MEPAS. All modeling was performed over a 10,000 years.

^b Time at which MEPAS predicts maximum concentration will be reached.

^c Direct contact residential use risk-based preliminary remediation goal calculated using 1×10^{-7} as the target excess lifetime cancer risk (ELCR) for chemicals and 1×10^{-6} as the target ELCR for radionuclides.

^d Direct contact residential use risk-based preliminary remediation goal calculated using 0.1 as the target hazard index.

^e The value reported is the respective analyte's maximum contaminant level (MCL). All MCLs are Primary Drinking Water Standards except where marked with *. Marked values are either proposed Primary Drinking Water Standards or Secondary Drinking Water Standards (SMCLs).

^f Concentration of analyte in uncontaminated media. For all water samples, the background values reported are those for the Regional Gravel Aquifer (RGA) as reported in the SWMU 2 Data Summary Report.

^g Summary of preliminary remediation goals exceeded. In this table, maximum detected concentrations are not directly comparable to preliminary remediation goals because MEPAS only predicts the additional contamination added by migration. However, the difference in magnitude between preliminary remediation goals and the maximum predicted concentrations indicates that contaminants from SWMU 2 are unlikely to contribute significantly to contamination in water at the PGDP security fence over the next 10,000 years.

^h Source term concentration based on maximum undetected concentration.

ⁱ MEPAS does not offer both cis-1,2-Dichloroethene and trans-1,2-Dichloroethene; therefore, both isomers were modeled as trans-1,2-Dichloroethene; however, the preliminary remediation goals reported are the lesser of those for the respective isomers.

^j Preliminary remediation goal calculated using the toxicity value (i.e., slope factor) for parent isotope and short-lived daughters.

Exhibit 1.42. Comparison of present and future concentrations of trichloroethene in RGA water drawn at the security fence and plant boundary to residential preliminary remediation goals - contributions from potential secondary sources at SWMU 2

Time (years)	Concentration ^a	Preliminary Remediation Goals				Criteria Exceeded ^f	Units
		ELCR ^b	HI ^c	Regulatory Value ^d	Background ^e		
Results for trichloroethene at the security fence							
Present ^g	1.50E+01	2.01E-04	7.86E-03	5.00E-03	None	PR	mg/L
35	6.11E-02					PR	mg/L
105	3.94E-07					No	mg/L
Results for trichloroethene at the plant boundary							
Present ^g	1.50E+01	2.01E-04	7.86E-03	5.00E-03	None	PR	mg/L
35	4.51E-02					PR	mg/L
105	3.52E-06					No	mg/L

- ^a Present concentrations are measured values; future concentrations are additional materials that will be in addition to materials migrating from other sources (i.e., contributed concentrations).
- ^b Direct contact residential use risk-based preliminary remediation goal calculated using 1×10^{-7} as the target excess lifetime cancer risk (ELCR) for chemical.
- ^c Direct contact residential use risk-based preliminary remediation goal calculated using 0.1 as the target hazard index.
- ^d The value reported is the respective analyte's maximum contaminant level (MCL). All MCLs are Primary Drinking Water Standards.
- ^e Concentration of analyte in uncontaminated media. For all water samples, the background values reported are those for the Regional Gravel Aquifer (RGA) as reported in the SWMU 2 Data Summary Report.
- ^f Summary of preliminary remediation goals exceeded. In this table, contributed concentrations are not directly comparable to preliminary remediation goals because MEPAS only predicts the additional contamination added by migration. However, the difference in magnitude between preliminary remediation goals and the contributed concentrations indicates if the preliminary remediation goals may be exceeded. Definitions of codes are:
P One or both of the residential use human health risk-based preliminary remediation goals are exceeded.
R The regulatory value is exceeded.
No No preliminary remediation goals are exceeded.
- ^g Present concentrations were taken from analyses performed for sample from EW230 taken on 11/28/95.

- Several analytes were detected groundwater drawn from the RGA and McNairy that exceed human health risk-based concentrations for residential use. Over both aquifers these analytes include several metals (i.e., arsenic, barium, beryllium, cadmium, chromium, manganese, nickel, uranium, and vanadium), TCE and its breakdown products, and several radionuclides (i.e., ²⁴¹Am, ²³⁹Pu, and uranium radioisotopes and their daughters).
- Fate and transport modeling identified several contaminants that may migrate from sources in soil and waste at SWMU 2 to an off-site exposure point at concentrations that exceed human health risk-based concentrations for residential use (see [Exhibit 1.41](#)). However, only one contaminant (TCE) was found to have a modeled concentration that exceeds its regulatory value (i.e., maximum contaminant level or MCL).
- Fate and transport modeling determined that TCE sources in the RGA at SWMU 2 (i.e., secondary sources) may contribute to unacceptable concentrations of TCE in RGA water at an off-site exposure points (see [Exhibit 1.42](#)). However, the contribution from these sources appeared to be minor compared to concentration of TCE currently found at the off-site exposure points.

1.2.1.6 WAGs 1&7 (from material in DOE 1996b)

In 1994, the DOE conducted a RFI at nine SWMUs in WAGs 1 and 7 at the PGDP. (See [Exhibit 1.43](#) for a list of these SWMUs.) The purpose of this activity was to determine the presence, nature, and extent of contamination at each of the units. The investigation focused on source characterization of the surrounding soils and the potential impacts of contaminants on adjoining surface waters and groundwater. Investigative activities included sampling and analysis of surface and subsurface soils, surface waters, and groundwater.

Exhibit 1.43. SWMU descriptions for WAGs 1 and 7

WAG	SWMU	Description
1	38	C-615 Sewage Treatment Plant
1	100	C-206 Fire Training Area
1	136	C-740 TCE Spill Site
7	130–134	USTs at the C-611 Water Treatment Plant
7	8	C-746-K Sanitary Landfill

To facilitate data aggregation and to focus results on specific areas, this baseline risk assessment derived risk estimates for the following SWMUs or areas. The SWMUs and areas and their definitions are as follows:

- SWMU 38a – Ditch west of SWMU 38.
- SWMU 38b – Ditch south of SWMU 38.
- SWMU 38c – Soil and groundwater at SWMU 38.
- SWMU 100a – Ditch east of SWMU 100.
- SWMU 100b – Ditch west of SWMU 100.
- SWMU 100 – Soil and groundwater at SWMU 100.
- SWMU 136 – C-740 TCE Spill Area.
- SWMUs 130 through 134 – Underground storage tanks (USTs) at the C-611 Water Treatment Plant.
- SWMU 8a – Creek along SWMU 8.
- SWMU 8b – Soil and groundwater at SWMU 8.

Consistent with regulatory guidance and previous agreements, the BHHRA evaluated scenarios that encompass current use and several hypothetical future uses of the WAGs 1 and 7 SWMUs and areas to which contaminants from the WAGs 1 and 7 SWMUs may migrate. (Note that this report was released prior to the completion of the Methods Document. Therefore, the results reported here were derived using methods that varied from those currently used for BHHRA at the PGDP). These are as follows:

- Current on-site industrial – direct contact with surface soil (0 to 1 ft).
- Future on-site industrial – direct contact with surface soil (0 to 1 ft) and use of RGA groundwater below the SWMU.
- Future on-site excavation scenario – direct contact with subsurface soil (0 to 10 ft).
- Future on-site recreational user – consumption of game exposed to surface soil (0 to 1 ft).
- Future off-site recreational user – direct contact with surface water and consumption of game exposed to surface water.
- Future on-site rural resident – direct contact with surface soil (0 to 1 ft), use of RGA groundwater below the SWMU, and consumption of vegetables.
- Future off-site rural resident – use of RGA groundwater at the DOE property boundary.

Note that this report contains a SERA for nonhuman receptors that may come into contact with contaminated media at or migrating from the WAGs 1 and 7 SWMUs. Results from this SERA are not discussed here.

Major conclusions and observations of the investigation are as follows:

- Using default exposure parameters, cumulative ELCR and systemic toxicity exceeds the acceptable standards of KDEP and EPA for one or more scenarios at SWMU 8, 38, 100, 133, 134, and 136. These results are summarized in [Exhibit 1.44](#) and presented in more detail in [Exhibit 1.45](#).
- Cumulative ELCR for residential use of groundwater drawn from the RGA was greater than the upper end of the EPA risk range (i.e., 1×10^{-4}) only at SWMU 8. Driving contaminants for ELCR in RGA water were beryllium and 1,1-dichloroethene. Cumulative HI for residential use of groundwater drawn from the RGA was unacceptable at SWMUs 8, 38, 100c, and 136. Driving contaminants for HI over all SWMUs in RGA water were aluminum, cobalt, iron, manganese, nickel, TCE, and 1,1-dichloroethene.
- Screening level modeling determined that risk posed by future use of groundwater contaminated by chemicals currently in soil and sediment at all SWMUs except SWMU 8 should not exceed EPA or KDEP acceptable standards at the off-site points of exposure. Note that SWMU 8 was not modeled because this unit is in an off-site location.

1.2.1.7 WAG 23 (from material in DOE 1994b and DOE 1999c)

In 1989, DOE conducted an investigation of the SWMUs in WAG 23 as part of the Phase II Site Investigation (CH2M Hill 1992). Subsequently, these SWMUs were assigned to WAG 23 (i.e., PCB sites) and the results from the Phase II Site Investigation report were reissued in a remedial investigation addendum (DOE 1994b). Using the information in the remedial investigation addendum, DOE prepared a feasibility study report (DOE 1996f). Subsequent to the release of the feasibility study report, DOE

Exhibit 1.44. Summary of use scenarios of concern for WAG 1 & 7 BRA

Area	Use Scenario									
	Current Worker		Future Worker		Excavation Worker		Recreational User		Rural Resident	
	ELCR	HI	ELCR	HI	ELCR	HI	ELCR	HI	ELCR	HI
8a	X	X	X	X			X	X	NA	NA
8b	X		X	X			NA	NA	X	X
38a	X	X	X	X	X		X	X	NA	NA
38b	X	X	X	X			X	X	NA	NA
38c	X	X	X	X			NA	NA	X	X
100a	X	X	X	X			X	X	NA	NA
100b	X	X	X	X			X	X	NA	NA
100c	X		X	X			NA	NA	X	X
130										
131										
132										
133									X	
134									X	
136			X						X	X

Notes:

Developed from information taken from the WAGs 1 & 7 BRA.

NA = Media not available to assess use scenario.

Exhibit 1.45. Summary of risk results for WAG 1 & 7

Area	Use Scenario									
	Current Worker		Future Worker		Excavation Worker		Recreational User ^a		Rural Resident ^a	
	ELCR	HI	ELCR	HI	LCR	HI	ELCR	HI	ELCR	HI
8a	3.2×10^{-4}	6.6	3.2×10^{-4}	6.6	NA	NA	9.0×10^{-4}	53.7	NA	NA
8b	4.1×10^{-5}	0.96	1.1×10^{-3}	44.9	1.09×10^{-6}	0.29	NA	NA	1.7×10^{-2}	642
38a	5.2×10^{-4}	5.97	5.2×10^{-4}	5.97	1.7×10^{-6}	0.55	8.4×10^{-4}	14.2	NA	NA
38b	1.6×10^{-4}	2.1	1.6×10^{-4}	2.1	NA	NA	2.6×10^{-4}	4.9	NA	NA
38c	3.8×10^{-5}	1.67	4.2×10^{-5}	1.94	NA	NA	NA	NA	4.1×10^{-3}	86.7
100a	2.9×10^{-4}	5.2	2.9×10^{-4}	5.2	NA	NA	4.6×10^{-4}	12.4	NA	NA
100b	2.2×10^{-4}	2.75	2.2×10^{-4}	2.75	NA	NA	3.6×10^{-4}	0.94	NA	NA
100c	1.4×10^{-6}	NA	1.7×10^{-4}	1.44	NA	NA	NA	NA	7.8×10^{-5}	22.7
130	NA	NA	NA	NA	NA	NA	NA	NA	NA	NA
131	NA	NA	NA	NA	NA	NA	NA	NA	NA	NA
132	NA	NA	NA	NA	NA	NA	NA	NA	NA	NA
133	NA	NA	NA	NA	NA	NA	NA	NA	9×10^{-5}	NA
134	NA	NA	NA	NA	NA	NA	NA	NA	3×10^{-6}	NA
136	NA	NA	6.9×10^{-6}	0.7	NA	NA	NA	NA	1.1×10^{-4}	10.5

Notes:

Information taken from the WAGs 1 & 7 BRA.

NA = No land use scenarios of concern or media not present to assess use scenario.

^a Values reported are for the child.

performed a removal action at the WAG 23 SWMUs to address the direct contact risks identified in the remedial investigation addendum (DOE 1998b). Finally, a residual risk report for the WAG 23 SWMUs was prepared (DOE 1999c). Material presented below is taken from the remedial investigation addendum and the residual risk report. Note that because the BHHRA in the remedial investigation addendum was prepared prior to the release of the Methods Document, procedures used to estimate the risks in that report differ from those currently used at the PGDP. However, procedures used in the residual risk report were consistent with those in the Methods Document. Additionally, please note that the following material does not consider SWMU 1 of WAG 27 even though it is discussed in the referenced reports. This SWMU is not discussed here because the relationship of this SWMU to the GWOU is discussed in Subsect. 1.2.1.2 of this BHHRA.

To facilitate data aggregation and to focus results on specific areas, the BHHRA for WAG 23 derived risk estimates for the following SWMUs or areas. The SWMUs and areas and their definitions are as follows:

- SWMUs 32 and 33 – C-728 Clean Waste Oil Tanks and C-728 Motor Cleaning Facility
- SWMUs 56 and 80 – C-540-A PCB Waste Staging Area and C-540-A PCB Spill Site
- SWMUs 57 and 81 – C-541-A PCB Waste Storage Area and C-541-A PCB Spill Site
- SWMU 74 – C-340 PCB Spill Site
- SWMU 79 – C-611 PCB Spill Site

Significant results from the BHHRA are as follows:

- Prior to the removal action, risks and systemic toxicity posed to workers from direct contact with contaminated soil at SWMUs 32 and 33, SWMUs 56 and 80, and SWMUs 57 and 81 exceeded acceptable standards from EPA and KDEP. Driving contaminants were PCBs, polyaromatic hydrocarbons (PAHs), and dioxins/furans. (See [Exhibit 1.46.](#)) Risks and systemic toxicity posed to workers did not exceed the acceptable standards at SWMUs 74 and 79.
- Because contaminants found at the WAG 23 SWMUs are not expected to migrate in the subsurface due to their chemical characteristics, none of these SWMUs are expected to be a source of groundwater contamination in off-site areas.
- Sampling conducted prior to the removal action could not reproduce the nature and extent of contamination results in the Phase II Site Investigation for SWMUs 32 and 33. Therefore, a removal action was not performed at these SWMUs.
- The residual risk assessment for SWMUs 56 and 80 and SWMUs 57 and 81 determined that the removal action was successful in reducing ELCRs for industrial workers for exposure to PCB-contaminated soil to within the EPA acceptable range (i.e., $< 1 \times 10^{-4}$). (See [Exhibit 1.47.](#))

1.2.1.8 Underground Storage Tanks (from material in DOE 1992a, DOE 1996c, and DOE 1996d)

In 1992, DOE conducted a site investigation for five USTs located near the C-200 Guard and Fire Headquarters, C-710 Technical Services, and C-750 Garage buildings. In 1994, as part of the WAGs 1 and 7 RFI, DOE conducted an investigation of contamination associated with five USTs located near the C-611 Water Treatment Plant. (See Subsect. 1.2.1.6.) Finally, in 1996, DOE reexamined the analytical results for USTs C-750A and C-750B to support closure of these units. The overall purpose of these investigations was to determine the presence, nature, and extent of contamination associated with the USTs and determine

Exhibit 1.46. Summary of WAG 23 risk results

SWMUs 32 and 33			
Direct Contact to Soil	Future Onsite Worker (25 day/year)	Current Worker/Intruder (250 day/year)	Contaminant Contributing to Risk
Cancer Risk Estimate	3×10^{-5}	3×10^{-4}	TCDD, PCBs
Chronic HI	0.12	1.2	TCDD
Radiological Cancer Risk Estimate	2×10^{-7}	2×10^{-6}	U-238
SWMUs 56 and 80			
Direct Contact to Soil	Unrestricted Worker (250 day/year)	Worker/Intruder (25 day/year)	Contaminant Contributing to Risk
Cancer Risk Estimate	3×10^{-3}	3×10^{-4}	Dioxins, PCBs, Furans
Chronic HI	35.4	3.5	Dioxins, Furans
SWMUs 57 and 81			
Direct Contact to Soil	Unrestricted Worker (250 day/year)	Worker/Intruder (25 day/year)	Contaminant Contributing to Risk
Cancer Risk Estimate	9×10^{-4}	9×10^{-5}	Dioxins
Chronic HI	1.3	0.13	Dioxins, Furans
SWMU 74			
Direct Contact to Soil	Unrestricted Worker (250 day/year)	Worker/Intruder (25 day/year)	Contaminant Contributing to Risk
Cancer Risk Estimate	2×10^{-5}	2×10^{-6}	PCBs
Chronic HI	0.01	0.001	None
SWMU 79			
Direct Contact to Soil	Unrestricted Worker (250 day/year)	Worker/Intruder (25 day/year)	Contaminant Contributing to Risk
Cancer Risk Estimate	3×10^{-5}	3×10^{-6}	PCBs
Chronic HI	0.05	0.005	None

Notes:

Information taken from the WAG 23 RI Addendum Report

Exhibit 1.47. Summary of the Residual Risk Report findings for WAG 23

Scenario	SWMU		
	1	56 and 80	57 and 81
Baseline risk assessment results for total cancer risk (Taken from Table 2.8 of the WAG 23 FS)			
Future Industrial Worker	5×10^{-4}	3×10^{-3}	9×10^{-4}
Current Industrial Worker	5×10^{-5}	3×10^{-4}	9×10^{-5}
Residual risk assessment results for total cancer risks			
Future Industrial Worker	4×10^{-5}	3×10^{-5}	8×10^{-5}
Current Industrial Worker	4×10^{-6}	3×10^{-6}	8×10^{-6}
Percent reduction in total cancer risk			
Future Industrial Worker			
Current Industrial Worker	91%	99%	91%

Notes:

Taken from Residual Risk Report for WAG 23.

if releases from these tanks posed unacceptable risk to human health and the environment. In these analyses, data were compiled for each UST. Therefore, over all investigations, the data aggregates were:

- C-750A – East of the C-750 building
- C-750B – East of the C-750 building
- C-750C – Northwest of the C-750 building
- C-200A – North of the C-200 building
- C-710B – East of the C-710 building
- SWMU 130 – West of C-611H building
- SWMU 131 – East of C-611H building
- SWMU 132 – North of C-611H building
- SWMU 133 – South of C-611H building
- SWMU 134 – Southeast of C-611H building

Consistent with regulatory guidance and previous agreements, the BHHRA's evaluated several scenarios that encompass current use and several hypothetical future uses of the areas at the USTs and areas to which contaminants from the USTs. (Note that these reports were released prior to the completion of the Methods Document. Therefore, the results reported here were derived using methods that vary from those currently used for BHHRA's at the PGDP).

Major conclusions and observations of the UST investigations are as follows:

- ELCR and systemic toxicity under current conditions for all USTs (i.e., under industrial scenarios) are within the acceptable range established by EPA.
- ELCR and systemic toxicity for some USTs exceed the acceptable range if contact with contaminated subsurface soil is assumed (e.g., see [Exhibit 1.48](#)).
- Contamination associated with the C-750A and B USTs and the SWMUs 130 to 134 USTs is not expected to migrate to an off-site exposure point at a concentration that would result in unacceptable ELCR and systemic toxicity.

Information supporting these conclusions are in [Exhibits 1.48, 1.49, and 1.50](#).

Exhibit 1.48. Summary risk results from the UST BRA

Scenario (Light Industrial)	Systemic Toxicity	Excess Lifetime Cancer Risk
Site-specific Estimate	0.82	1.5×10^{-4}
Reference Estimates	1.1	7.9×10^{-5}

Notes:

Information taken from Tables 5-1 to 5-4 of the UST BRA.

Exhibit 1.49. Summary risk results from the WAGs 1 & 7 UST BRA

Scenario	Systemic Toxicity	Excess Lifetime Cancer Risk
<i>UST 133</i>		
Future adult rural resident	none	9×10^{-5}
Future child rural resident	none	NA
<i>UST 134</i>		
Future adult rural resident	none	3×10^{-6}
Future child rural resident	none	NA

Note:

Information taken from Tables ES.1 and ES.2 of the WAGs 1 & 7 UST BRA

NA = ELCR not applicable to child cohort. Values for adult ELCR include exposures as a child.

Exhibit 1.50. Summary risk results from the C-750 A&B UST BRA

Scenario	Systemic Toxicity	Excess Lifetime Cancer Risk
<i>C-750 A&B UST</i>		
Future Excavation Worker	0.00554	4.13×10^{-6}

Notes:

Information taken from Tables 9 and 10 of the C-750 A&B UST BRA.

1.2.1.9 Summary of Source Control Unit Investigations

The source control unit investigations summarized in the previous subsections indicate that direct exposure to contaminated media may lead to unacceptable risks at all units except the USTs under one or more of the scenarios assessed. However, these investigations also indicate that not all of the units are sources of off-site groundwater contamination. The following list summarizes the units that are sources of off-site contamination and the contaminants associated with that source.

- WAG 6 – Source of antimony, copper, iron, manganese, carbon tetrachloride, tetrachloroethene, TCE, TCE breakdown products, and ⁹⁹Tc.
- WAG 27 – Source of antimony, manganese, silver, thallium, and vanadium, phenanthrene, xylenes, TCE and TCE breakdown products.
- WAG 28 – Source of chromium, lithium, manganese, strontium, TCE, and ⁹⁹Tc.
- WAG 3 – Source of arsenic, cobalt, copper, iron, manganese, nickel, vanadium, 1,1-dichloroethene, carbon tetrachloride, TCE, TCE breakdown products, ²³⁷Np, ²³⁹Pu, ²²⁶Ra, ⁹⁹Tc, and uranium isotopes.
- WAG 22/SWMUs 7 and 30 – Source of the TCE breakdown product vinyl chloride and ⁹⁹Tc.

- WAG 22/SWMU 2 – Source of arsenic, PCBs, TCE, and TCE breakdown products.
- WAGs 1 and 7 – Not a source. (See exception for SWMU 8. Fate and transport modeling for SWMU 8 has not been completed; however, this unit is a known source of metals contamination to the creeks surrounding it.)
- WAG 23 – Not a source.
- USTs – Not a source.

Therefore, fate and transport modeling indicates that several metals, TCE and its breakdown products, and several radionuclides may be migrating through groundwater to off-site areas from source control units at the PGDP. Specifically, the contaminants include arsenic, antimony, cobalt, copper, iron, manganese, nickel, silver, thallium, vanadium, 1,1-dichloroethene, carbon tetrachloride, tetrachloroethene, PCBs, phenanthrene, xylenes, TCE, *trans*-1,2-dichloroethene, *cis*-1,2-dichloroethene, vinyl chloride, ²³⁷Np, ²³⁹Pu, ²²⁶Ra, ⁹⁹Tc, and uranium isotopes.

1.2.2 Results of Previous Groundwater Integrator Unit Investigations

Four previous reports contain baseline risk assessment results that are useful in understanding the risks posed by exposure to contaminants that have migrated from source control units to the groundwater integrator unit at the PGDP. These reports are listed below by their date of release.

- *Results of the Site Investigation, Phase I at the Paducah Gaseous Diffusion Plant, Paducah, Kentucky* (CH2M Hill 1991b);
- *Results of the Public Health and Ecological Assessment, Phase II* (CH2M Hill 1991a) [This report is Volume 6 of *Results of the Site Investigation, Phase II at the Paducah Gaseous Diffusion Plant, Paducah, Kentucky* (CH2M Hill 1992)];
- *Human Health Baseline Risk Assessment for the Northwest Plume, Paducah Gaseous Diffusion Plant, Paducah, Kentucky* (DOE 1993a); and,
- *Baseline Risk Assessment and Technical Investigation Report for the Northwest Dissolved Phase Plume, Paducah Gaseous Diffusion Plant* (DOE 1994c).

The following subsections present the risk assessment and risk evaluation results found in these reports. Note that the methods used in each of these reports are not consistent with those prescribed in the Methods Document (DOE 1996a) because they were completed prior to 1996. Therefore, the results presented in the following subsections should be used for comparison only and should be considered preliminary to the results reported later in the BHHRA.

1.2.2.1 Results of the Phase I Site Investigation

In response to the identification of PGDP-related contaminants in water drawn from off-site residential wells, DOE launched a two-phased site investigation of the nature and extent of contamination at and around the PGDP. The Phase I investigation evaluated the nature and extent of off-site contamination originating at the PGDP and determined risk presented by this contamination to off-site receptors. Although this assessment considered risk from exposure to contaminants found in all media, the following discussion focuses on the risk from exposure to contaminants found in groundwater because these results are most relevant to the BHHRA for the GWOU.

In the Phase I BHHRA, the sampling data were divided into three groups to enable the assessment to focus on particular areas and to address some of the uncertainty in well construction. These groups were data from residential wells, data from PGDP monitoring wells, and data from Tennessee Valley Authority (TVA) wells.

Consistent with the agreements at the time, the risk assessment only evaluated ELCR and systemic toxicity posed to actual and hypothetical residents from household use of groundwater under average and maximum exposure assumptions. Additionally, only the ingestion and inhalation routes of exposure were considered.

The results of the risk assessment of groundwater usage are discussed in Subsect. 6.5 “Risk Characterization” of the Phase I report and tabulated in Appendix 6C and 6D of that report. The results found there are presented in Tables 1.1, 1.2, and 1.3 of this volume and are summarized in Exhibits 1.51 and 1.52.

Exhibit 1.51. Excess lifetime cancer risk and hazard indices under residential use from chemicals in groundwater as reported in the Phase I Site Investigation

Well Category and Exposure Assumptions ^a	Excess Lifetime Cancer Risk			Hazard Index		
	Ingestion	Inhalation ^b	Total	Ingestion	Inhalation ^b	Total
Average Exposure Assumptions						
Residential	2×10^{-5}	2×10^{-5}	4×10^{-5}	0.6	0.3	0.9
Monitoring	1×10^{-5}	6×10^{-6}	2×10^{-5}	1.1	<0.1	1.1
TVA	5×10^{-5}	7×10^{-7}	6×10^{-5}	0.5	<0.1	0.5
Maximum Exposure Assumptions						
Residential	3×10^{-4}	4×10^{-4}	7×10^{-4}	2.0	0.7	2.7
Monitoring	1×10^{-4}	9×10^{-5}	2×10^{-4}	3.8	0.1	3.9
TVA	7×10^{-4}	2×10^{-5}	7×10^{-4}	1.7	<0.1	1.7

^a See Chapter 4 in CH2M Hill 1991a for a description of well categories. The residential well category may include wells not completed in the RGA. See Table 6-29 and the discussion in Subsect. 6.4.5.1 in CH2M Hill 1991a for descriptions of exposure assumptions and dose calculations.

^b The dose from inhalation was estimated using dose from ingestion. See Subsect. 6.4.5.1 in CH2M Hill 1991a.

Exhibit 1.52. Excess total cancer incidence under residential use from radionuclides in groundwater as reported in the Phase I Site Investigation

Well Category ^a	Average Exposure Assumptions ^b	Upperbound Exposure Assumptions
Residential	4×10^{-6}	5×10^{-5}
Monitoring	3×10^{-6}	5×10^{-5}
TVA	1×10^{-5}	3×10^{-4}

^a See Chapter 4 in CH2M Hill 1991a for a description of well categories. The residential well category may include wells not completed in the RGA.

^b See Table 6-51 and the discussion in Subsect. 6.5.2.2 in CH2M Hill 1991a descriptions of exposure assumptions and dose calculations.

As shown in Exhibit 1.51, total ELCRs from residential use of off-site groundwater exceed the *de minimis* level defined in the Methods Document (i.e., 1×10^{-6}) for all well categories under average and maximum exposure assumptions but are within the EPA acceptable risk range for site-related exposures (i.e., 1×10^{-6} to 1×10^{-4} ; EPA 1999c) under average exposure assumptions. Also as shown in Exhibit 1.51, systemic toxicity (as indicated by HI) for all well categories exceed the *de minimis* level defined in the

Methods Document and the EPA acceptable value (i.e., 1) under maximum exposure assumptions but only for the monitoring well category under average exposure assumptions.

As shown in Tables 1.1 and 1.2, the contaminants in groundwater contributing most to ELCRs and systemic toxicity are consistent between well categories. For ELCR, the primary contaminants over all well categories are TCE, arsenic, and bis(2-ethylhexyl)phthalate. For systemic toxicity, the primary contaminants over all well categories are various metals, carbon tetrachloride, and bis(2-ethylhexyl)phthalate.

As shown in [Exhibit 1.52](#), total cancer incidence from ingestion of radionuclides in groundwater during residential use exceeds *de minimis* levels for all well categories under both average and upper-bound exposure. However, total cancer incidence values are within the EPA risk range for all well categories and exposure assumptions except the TVA group under upper-bound exposure assumptions. As shown in Table 1.3, the primary contaminants in groundwater over all well categories are ^{234}U , ^{238}U , and ^{99}Tc .

1.2.2.2 Results of the Phase II Site Investigation

The Phase II investigation (CH2M Hill 1992) further evaluated the nature and extent of off-site contamination originating from PGDP and characterized source control units by identifying contaminant migration routes that may contribute to off-site contamination. The Phase II investigation used this information to develop a risk assessment described as a public health and ecological assessment (PHEA) (CH2M Hill 1991b).

In the PHEA, risks to human health from exposure to all media under several scenarios were assessed. However, because the source control unit investigations summarized in Subsects. 1.1.1 supercede the source unit information in the PHEA, this subsection will focus on the groundwater risks presented in the PHEA.

Data aggregates used in the PHEA were similar to those in the Phase I Site Investigation except sampling results from on-site monitoring wells (MW) and from individual wells were considered. (The results from the individual wells are described as being representative of contamination found in the RGA at off-site locations.) The data aggregates, including a description of the location of the individual wells, are as follows:

- On-site Monitoring Wells
- Residential Wells
- Off-site Monitoring Wells
- TVA Wells
- MW 134 – located near the center of the Northwest TCE Plume
- MW 144 – located near the center of the Northeast TCE Plume
- MW 179 – located between the Northwest and Northeast TCE Plumes in an isolated area of TCE contamination in groundwater.
- MW 200 – located to the east of the Northwest TCE Plume

As with the Phase I Site Investigation, the PHEA only assessed the residential use of groundwater. Exposure routes were ingestion of groundwater and inhalation of vapors emitted by groundwater during

household use. Results of this assessment are summarized in [Exhibit 1.53](#) and presented in detail in Tables 1.4 and 1.5. As shown in [Exhibit 1.53](#), the ELCR for each data aggregate exceeded the *de minimis* level established in the Methods Document and exceeded the EPA acceptable range for each of the large data aggregates and for MW 144 and 200. Contaminants driving ELCR were similar across the data aggregates and were TCE, arsenic, and beryllium. Systemic toxicity exceeded the EPA and *de minimis* level for each of the large data aggregates and for MW 200. Contaminants driving systemic toxicity were more variable across the data aggregates and included antimony, arsenic, beryllium, chromium, manganese, silver, thallium, vanadium, 1,2-DCE, and carbon tetrachloride. Excess cancer risk from exposure to radionuclides in groundwater did not exceed the EPA acceptable range for any data aggregate; however, the ELCR did exceed the *de minimis* level for all data aggregates but MW 144. Radionuclides driving ELCR across aggregates were ^{99}Tc , ^{234}U , ^{238}U , ^{237}Np , and ^{239}Pu .

Important conclusions from the PHEA were as follows.

- Much of the ELCR for groundwater drawn from wells outside the TCE plumes was from “naturally occurring” concentrations of arsenic and beryllium in unfiltered water samples. For example, the ELCR under residential use of groundwater from arsenic and beryllium in samples from reference wells (results not shown in [Exhibit 1.53](#)) was 5×10^{-4} .
- Much of the systemic toxicity was associated with metals found in the unfiltered groundwater samples. Because the distribution of metals in groundwater results did not indicate the presence of a metals plume, the concentrations of the metals and the resulting systemic toxicity may be due to sampling techniques that resulted in elevated particulate levels in the samples.
- Although on-site groundwater is not used as a source of potable water, the concentrations are expected to remain elevated above acceptable risk levels for potable use on-site based on the high source concentrations.

1.2.2.3 Results of the Northwest Plume Baseline Human Health Risk Assessment

In 1994, DOE determined that information was sufficient to implement an interim record of decision (ROD) to address the high concentration area of the Northwest Plume (DOE 1993b). To support this determination, a BHHRA addressing contamination found in the RGA in the on-site and off-site areas encompassed by the Northwest Plume was completed.

To facilitate the completion of the Northwest Plume Data, data aggregates composed of validated sampling results from monitoring wells were compiled on the basis of the concentration of TCE present in groundwater samples drawn from the well. The data aggregates differed from those used in the PHEA and are listed below. Note that, unlike the PHEA, results from individual wells were not assessed as part of the Northwest Plume BHHRA and that a separate analysis was performed for naturally occurring metals.

- High TCE/ ^{99}Tc Plume – wells completed in the area of highest TCE concentrations.
- TCE/ ^{99}Tc Plume – wells completed in the plume but outside the high TCE concentration area.
- Outside the plume – wells completed to the west of the plume.
- Reference – wells completed to the southeast of the PGDP.
- Naturally Occurring Metals – a summary completed for each of the above four data aggregates for inorganic chemicals that are naturally occurring.

Exhibit 1.53. Summary of risk estimates for current and future residential use of groundwater from the PHEA

Well Category	Chemical		Radiological
	Excess Cancer Risk	Hazard Index	Excess Cancer Risk
Onsite Monitoring Wells			
Ingestion	2×10^{-2}	22	3×10^{-5}
Inhalation	4×10^{-2}	6.5	
Total	6×10^{-2}	28	3×10^{-5}
Major Contributors	Vinyl chloride, trichloroethene	Antimony, 1,2-dichloroethene	Tc-99, U-238, U-234, Np-237
Residential Wells			
Ingestion	4×10^{-4}	2.4	2×10^{-5}
Inhalation	3×10^{-4}	0.9	
Total	7×10^{-4}	3.3	2×10^{-5}
Major Contributors	Trichloroethene, arsenic, beryllium	Carbon tetrachloride, antimony, thallium	Tc-99, U-234, U-238, Np-237
Offsite Monitoring Wells			
Ingestion	4×10^{-4}	2.5	2×10^{-5}
Inhalation	4×10^{-5}	0.08	
Total	5×10^{-4}	2.6	2×10^{-5}
Major Contributors	Arsenic, beryllium, trichloroethene	Silver, beryllium, chromium	U-234, U-238, Pu-239
TVA Wells			
Ingestion	3×10^{-3}	8.8	6×10^{-5}
Inhalation	3×10^{-7}	0.04	
Total	3×10^{-3}	8.8	6×10^{-5}
Major Contributors	Arsenic, beryllium, trichloroethene	Antimony, arsenic, manganese	U-238, U-234
MW 134			
Ingestion	6×10^{-5}	0.3	7×10^{-6}
Inhalation	1×10^{-6}	0.02	
Total	6×10^{-5}	0.3	7×10^{-6}
Major Contributors	Arsenic, beryllium, trichloroethene	Manganese, barium, arsenic	Tc-99, U-234, U-238
MW 144			
Ingestion	2×10^{-4}	0.4	3×10^{-7}
Inhalation	5×10^{-5}	0.07	
Total	3×10^{-4}	0.5	3×10^{-7}
Major Contributors	Arsenic, trichloroethene, beryllium	Arsenic, manganese, barium	Tc-99, U-234
MW 179			
Ingestion	7×10^{-5}	0.53	3×10^{-5}
Inhalation	1×10^{-6}	0.02	
Total	7×10^{-5}	0.6	3×10^{-5}
Major Contributors	Arsenic, beryllium, trichloroethene	Manganese, chromium, arsenic	Tc-99, U-238
MW 200			
Ingestion	5×10^{-4}	3.1	6×10^{-6}
Inhalation	1×10^{-6}	0.02	
Total	5×10^{-4}	3.2	6×10^{-6}
Major Contributors	Beryllium, arsenic, trichloroethene	Chromium, vanadium, beryllium	Tc-99, U-238

Notes:
Information taken from Table 3-13 of the PHEA.

As with the PHEA and the Phase I Site Investigation risk assessments, this BHHRA only considered rural residential use of groundwater. However, the exposure routes considered were more extensive and included the modeled concentrations of contaminants found in farm products. These routes are listed below.

- Ingestion of groundwater.
- Dermal contact with groundwater while bathing.
- Inhalation of vapors emitted by groundwater during household use.
- Consumption of vegetables irrigated with groundwater.
- Consumption of meat products (i.e., beef) from animals ingesting groundwater and consuming forage irrigated with groundwater.
- Consumption of milk from cows ingesting groundwater and consuming forage irrigated with groundwater.

The results of the risk assessment are summarized in Exhibits 1.54 through 1.57 and are presented in more detail in Tables 1.6 through 1.9. As shown in Exhibit 1.54, total ELCRs from residential use of groundwater taken from the Northwest Plume exceed the *de minimis* level defined in the Methods Document (i.e., 1×10^{-6}) for all well groups. However, only the High TCE/⁹⁹Tc Plume group has an ELCR that exceeds the upper limit of the EPA acceptable risk range. Also, as shown in Exhibit 1.55, only the High TCE/⁹⁹Tc Plume group has a total hazard index that exceeds the *de minimis* level defined in the Methods Document and the upper limit of the EPA acceptable risk range (i.e., 1). For both ELCR and hazard index, the exposure routes contributing most were ingestion of groundwater and consumption of vegetables irrigated with groundwater.

Exhibit 1.56 displays the contaminants in groundwater contributing most to ELCR. For the High TCE/⁹⁹Tc Plume category, the contaminants contributing most to ELCR were bis(2-chloroethyl)ether and TCE. However, for the TCE/⁹⁹Tc and Outside the Plume groups, the ELCR was driven by dieldrin (detected in only 2 of 20 samples) and uranium radioisotopes, respectively. Exhibit 1.57 shows the contaminants in groundwater contributing most to the systemic toxicity. For the High TCE/⁹⁹Tc Plume category, the contaminants contributing most to the HI varied from those contributing to the ELCR and were carbon tetrachloride, chloroform, and bromodichloromethane. However, for the other areas, the driving contaminants for HI were similar with the addition of 2-butanone as a driving contaminant for the TCE/⁹⁹Tc Plume group.

Exhibits 1.56 and 1.57 also show that naturally occurring metals pose levels of ELCR and HI that exceed the *de minimis* and EPA acceptable levels. As shown in these exhibits, the ELCR and HI for the High TCE/⁹⁹Tc Plume group for naturally occurring metals was 3×10^{-4} and 3.7, respectively, with arsenic driving ELCR and copper, arsenic, and cyanide driving systemic toxicity. Results for other groups were similar as shown in Tables 1.7 and 1.9.

Important conclusions from the Northwest Plume BHHRA include:

- Contaminants that are infrequently detected drive the risk for some groups. Examples are bis(2-chloroethyl)ether which is a risk driver for ELCR in the High TCE/⁹⁹Tc Plume group and was detected in one of 44 samples, and dieldrin which is risk driver for ELCR in the TCE/⁹⁹Tc Plume group and was detected in only 2 of 20 samples.

**Exhibit 1.54. Excess lifetime cancer risk under residential use from chemicals
in groundwater as reported in the Northwest Plume BRA**

Well Category ^a	Excess Lifetime Cancer Risk					
	Ingestion	Inhalation	Dermal	Vegetables	Beef & Milk ^b	Total
High TCE/ ⁹⁹ Tc Plume	3×10^{-4}	2×10^{-4}	1×10^{-5}	2×10^{-3}	1×10^{-5}	3×10^{-3}
TCE/ ⁹⁹ Tc Plume	3×10^{-5}	9×10^{-6}	1×10^{-6}	5×10^{-5}	4×10^{-5}	1×10^{-4}
Outside the Plume	1×10^{-5}	NV ^c	2×10^{-7}	2×10^{-6}	3×10^{-7}	1×10^{-5}
Reference ^d	3×10^{-5}	NV	3×10^{-6}	1×10^{-5}	6×10^{-6}	5×10^{-5}
Naturally Occurring Metals ^e	2×10^{-4}	NV	6×10^{-7}	7×10^{-5}	6×10^{-6}	3×10^{-4}

^a Wells were grouped according to the concentration of trichloroethene found in groundwater samples. See Table 2.1 in DOE 1993a for a list of wells by group.

^b Risks presented are the sum of risks from consumption of milk and meat from cows drinking contaminated groundwater.

^c NV indicates no value was reported for the exposure route in the assessment.

^d Contaminant concentrations in other well categories were compared to concentrations in reference wells. As a result of this comparison, some contaminants were removed from the analysis; therefore, risks for the categories High trichloroethene (TCE)/⁹⁹Tc Plume, TCE/⁹⁹Tc Plume, and Outside the Plume may be greater than reported.

^e Naturally occurring metals were assessed separately for each well category. The results presented are for the High TCE/⁹⁹Tc category. Results for other categories were similar.

**Exhibit 1.55. Hazard indices under residential use from chemicals
in groundwater as reported in the Northwest Plume BRA**

Well Category ^a	Hazard Index					
	Ingestion	Inhalation	Dermal	Vegetables	Beef & Milk ^b	Total
High TCE/ ⁹⁹ Tc Plume	0.4	<0.1	<0.1	1.5	<0.1	1.9
TCE/ ⁹⁹ Tc Plume	0.1	<0.1	<0.1	0.4	0.1	0.6
Outside the Plume	0.3	NV ^c	<0.1	<0.1	<0.1	0.4
Reference ^d	0.3	<0.1	<0.1	0.1	<0.1	0.4
Naturally Occurring Metals ^e	1.2	NV	<0.1	1.8	0.7	4.5

^a Wells were grouped according to the concentration of trichloroethene found in groundwater samples. See Table 2.1 in DOE 1993a for a list of wells by group.

^b Risks presented are the sum of risks from consumption of milk and meat from cows drinking contaminated groundwater.

^c NV indicates no value was reported for the exposure route in the assessment.

^d Contaminant concentrations in other well categories were compared to concentrations in reference wells. As a result of this comparison, some contaminants were removed from the analysis; therefore, risks for the categories High TCE/⁹⁹Tc Plume, TCE/⁹⁹Tc Plume, and Outside the Plume may be greater than reported.

^e Naturally occurring metals were assessed separately for each well category. The results presented are for the High TCE/⁹⁹Tc category. Results for other categories were similar.

Exhibit 1.56. Contaminants^a contributing to excess lifetime cancer risk under residential use by well category as reported in the Northwest Plume BRA

Well Category ^b	Excess Lifetime Cancer Risk	
	Contaminants	Total Risk
High TCE/ ⁹⁹ Tc Plume	bis(2-chloroethyl)ether (52%); trichloroethene (41%) bromodichloromethane (3%); carbon tetrachloride (2%) technetium-99 (1%)	3×10^{-3}
TCE/ ⁹⁹ Tc Plume	dieldrin (60%); trichloroethene (18%); 1,2-dichloroethane (15%); bis(2-ethylhexyl)phthalate (4%) technetium-99 (2%)	1×10^{-4}
Outside the Plume	uranium-238 (54%); uranium-234 (21%) bis(2-ethylhexyl)phthalate (21%)	1×10^{-5}
Reference ^c	bis(2-ethylhexyl)phthalate (98%)	5×10^{-5}
Naturally Occurring Metals ^d	arsenic (100%)	3×10^{-4}

^a Contaminants contributing more than 1% of total risk are shown.

^b Wells were grouped according to the concentration of trichloroethene found in groundwater samples. See Table 2.1 in DOE 1993a for a list of wells by group.

^c Contaminant concentrations in other well categories were compared to concentrations in reference wells. As a result of this comparison, some contaminants were removed from the analysis; therefore, total risks for the categories High TCE/⁹⁹Tc Plume, TCE/⁹⁹Tc Plume, and Outside the Plume may be greater than reported.

^d Naturally occurring metals were assessed separately for each well category. Contaminants listed here were for naturally occurring metals found in the High TCE/⁹⁹Tc Plume well category.

Exhibit 1.57. Contaminants^a contributing to hazard index under residential use by well category as reported in the Northwest Plume BRA

Well Category ^b	Hazard Index	
	Contaminants	Total Hazard
High TCE/ ⁹⁹ Tc Plume	carbon tetrachloride (68%); chloroform (18%); bromodichloromethane (9%), uranium (4%)	1.9
TCE/ ⁹⁹ Tc Plume	2-butanone (48%); dieldrin (34%); uranium (10%) bis(2-ethylhexyl)phthalate (6%); xylene (2%)	0.6
Outside the Plume	uranium (94%); bis(2-ethylhexyl)phthalate (6%)	0.4
Reference ^c	bis(2-ethylhexyl)phthalate (95%); uranium (5%)	0.4
Naturally Occurring Metals ^d	copper (40%); arsenic (33%); cyanide (16%); silver (6%); barium (4%); cadmium (2%)	3.7

^a Only those contaminants contributing more than 1% of total risk are shown.

^b Wells were grouped according to the concentration of trichloroethene found in groundwater samples. See Table 2.1 in DOE 1993a for a list of wells by group.

^c Contaminant concentrations in other well categories were compared to concentrations in reference wells. As a result of this comparison, some contaminants were removed from the analysis; therefore, total risks for the categories High TCE/⁹⁹Tc Plume, TCE/⁹⁹Tc Plume, and Outside the Plume may be greater than reported.

^d Naturally occurring metals were assessed separately for each well category. Contaminants listed here were for naturally occurring metals found in the High TCE/⁹⁹Tc Plume well category.

- Inorganic chemicals that may have been measured at naturally occurring levels pose considerable ELCR and systemic toxicity. Arsenic contributes significantly to both ELCR and systemic toxicity.
- The human health risk associated with the Northwest Plume is essentially a carcinogenic risk due to elevated concentrations of TCE in groundwater.

1.2.2.4 Results of the Northwest Dissolved Phase Plume Baseline Risk assessment

The most recent BHHRA completed for the GWOU was performed to support a planned interim ROD that was to address the dissolved phase of the Northwest Plume. Unlike the earlier integrator unit assessments, which estimated risk using current contaminant concentrations, this assessment estimated risk using current contaminant conditions and using concentrations derived from a numeric transport model that assumed that the on-site sources of the Northwest Plume were contained. However, similar to the Northwest Plume BHHRA discussed in Subsect. 1.2.2.3, this BHHRA used data aggregates based upon the TCE concentration currently present in the samples drawn from the RGA. These data aggregates are summarized in the following list.

- Plume Centroid – analogous to the High TCE/⁹⁹Tc Plume group used in the previous BHHRA except only results from wells to the north of the security fence (the assumed location of the containment system) were considered.
- Dissolved Plume – analogous to the TCE/⁹⁹Tc Plume group used in the previous BHHRA except only results from wells to the north of the security fence were considered.
- Outside and West of the plume – analogous to the Outside the Plume group used in the previous BHHRA.
- Near the Shawnee Steam Plant – not considered in the previous BHHRA.
- Near the Ohio River – not considered in the previous BHHRA.

[Note that the report containing the Northwest Dissolved Phase Plume BHHRA (DOE 1994c) also contains an ecological risk assessment completed “to provide a basis for decisions concerning the need for remediation based on risks to nonhuman receptors.” A summary of this ecological risk assessment can be found in Attachment 9 of this baseline risk assessment for the GWOU.]

In the Northwest Dissolved Phase Plume BHHRA, two use scenarios were assessed. These were industrial and rural residential use. Under industrial use, the only exposure route considered was ingestion of groundwater. However, under rural residential use, the list of exposure routes was extensive and included several recreational use exposure routes. The routes considered under residential use are listed below.

- Ingestion of groundwater.
- Inhalation of vapors emitted from groundwater during household use.
- Dermal contact with groundwater while bathing.
- Incidental ingestion of groundwater contaminated via irrigation with groundwater.
- Dermal contact with water while swimming or wading in ponds filled with groundwater,

- Consumption of fish raised in ponds filled with groundwater.
- Consumption of vegetables and produce raised in areas irrigated with groundwater.
- Consumption of beef from cattle contaminated by consuming vegetation irrigated with groundwater, consuming soil contaminated with groundwater while on pasture, and ingestion groundwater.
- Consumption of dairy products (i.e., milk) from cows contaminated by consuming vegetation (pasture and concentrate) irrigated with groundwater, consuming soil while on pasture, and ingesting groundwater.
- Consumption of game products (i.e., venison) contaminated by consumption of vegetation irrigated with groundwater and ingestion of groundwater.

The results of the BHHRA for the residential scenario under current conditions are summarized in Exhibits 1.58 through 1.61 and presented in detail in Tables 1.10 and 1.11. As shown in Exhibit 1.58, the total ELCRs for rural residential use of groundwater for all well groups exceed the *de minimis* level defined in the Methods Document (i.e., 1×10^{-6}) and are greater than the upper end of the EPA acceptable risk range for all well groups except Outside and West of the Plume and Near the Ohio River. However, as shown in Exhibit 1.59 only the Plume Centroid, Dissolved Plume, and Near Shawnee Steam Plant well groups have a total hazard index that exceeds the *de minimis* level defined in the Methods Document and the EPA acceptable value (i.e., 1). For both ELCR and hazard index, the exposure routes contributing most were ingestion of groundwater and consumption of either vegetables or animal products (i.e., biota) raised using contaminated groundwater.

As shown in Exhibit 1.60 and 1.61, the contaminants in groundwater contributing most to ELCR and HI varied between the well groups. For the Plume Centroid group, the contaminants contributing most (i.e., more than 50% of total) to ELCR and HI were vinyl chloride and carbon tetrachloride, respectively. For the Dissolved Phase Plume group, the contaminants contributing most were dieldrin for ELCR and manganese and dieldrin for HI. For the Outside and West of the Plume group, the contaminants contributing most were ^{238}U and nitrate as nitrogen. For the Near Shawnee Steam Plant group, the contaminants contributing the most to ELCR and HI were arsenic and manganese, respectively. Finally, for the Near the Ohio River group, the driving contaminant for both ELCR and HI as 1,1,1-trichloroethane (TCA).

Conclusions from the Northwest Dissolved Phase Plume BHHRA concerning risks posed by current contaminant concentrations were similar to those for the Northwest Plume BHHRA and will not be repeated here. Conclusions concerning risks posed under modeled future concentrations were unique to this assessment and are as follows:

- ELCR from organic and radionuclide COPCs and systemic toxicity from organic COPCs will decrease over time once the sources of the Northwest Plume are isolated from the dissolved phase of the plume. However, risk and systemic toxicity from exposure to inorganic COPCs may not decrease.
- The concentrations of inorganic chemicals found and the significant risks to human health (i.e., ELCR greater than 1×10^{-4} and HI greater than 1) posed by these inorganic chemicals does not appear to be related releases from the PGDP. These inorganic chemicals may be present at or near natural concentrations in all well groups.

1.2.2.5 Summary of Groundwater Integrator Unit Investigations

The groundwater integrator unit investigations summarized in the previous subsections indicate that the dominant contaminants in groundwater at the PGDP are TCE, the TCE breakdown products, and,

Exhibit 1.58. Excess lifetime cancer risk under residential use from chemicals in groundwater as reported in the Northwest Dissolved Phase Plume BRA

Well Category ^a	Excess Lifetime Cancer Risk					
	Ingestion	Inhalation	Dermal ^b	Vegetables	Biota ^c	Total ^d
Plume Centroid	1×10^{-3}	8×10^{-5}	1×10^{-6}	3×10^{-3}	4×10^{-4}	5×10^{-3}
Dissolved Plume	2×10^{-4}	2×10^{-4}	6×10^{-6}	2×10^{-4}	2×10^{-3}	3×10^{-3}
Outside and West of Plume	9×10^{-6}	NV ^e	1×10^{-6}	2×10^{-5}	7×10^{-6}	4×10^{-5}
Near Shawnee Steam Plant	6×10^{-4}	1×10^{-5}	2×10^{-6}	5×10^{-4}	2×10^{-4}	1×10^{-3}
Near Ohio River	5×10^{-6}	1×10^{-7}	3×10^{-7}	2×10^{-6}	5×10^{-6}	1×10^{-5}

^a Wells were grouped according to the concentration of trichloroethene found in groundwater samples and according to prominent offsite features. See Table 5.11 in DOE 1994a for a list of wells by group.

^b Risks presented are the sum of risks from dermal contact while bathing and dermal contact while swimming.

^c Risks presented are the sum of risks from consumption of milk and meat from cows drinking contaminated groundwater and eating pasture irrigated contaminated groundwater, ingestion of venison from deer drinking contaminated groundwater and eating pasture irrigated with contaminated groundwater, and consumption of fish raised in ponds filled with contaminated groundwater.

^d Total risks also include risks from ingestion of soil contaminated through irrigation with contaminated groundwater. The soil ingestion risks are not presented separately.

^e NV indicates no value was reported for the exposure route in the assessment.

Exhibit 1.59. Hazard indices (child) under residential use from chemicals in groundwater as reported in the Northwest Dissolved Phase Plume BRA

Well Category ^a	Hazard Index					
	Ingestion	Inhalation	Dermal ^b	Vegetables	Biota ^c	Total ^d
Plume Centroid	3.0	NV ^e	0.2	0.8	2.0	6.0
Dissolved Plume	6.0	<0.1	0.7	0.4	9.0	20.0
Outside and West of Plume	0.2	NV	<0.1	<0.1	<0.1	0.3
Near Shawnee Steam Plant	20.0	<0.1	2.0	0.7	8.0	30.0
Near Ohio River	<0.1	<0.1	<0.1	<0.1	<0.1	0.1

^a Wells were grouped according to the concentration of trichloroethene found in groundwater samples and according to prominent offsite features. See Table 5.11 in DOE 1994a for a list of wells by group.

^b Hazard indices presented are the sum of risks from dermal contact while bathing and dermal contact while swimming.

^c Hazard indices presented are the sum of risks from consumption of milk and meat from cows drinking contaminated groundwater and eating pasture irrigated contaminated groundwater, ingestion of venison from deer drinking contaminated groundwater and eating pasture irrigated with contaminated groundwater, and consumption of fish raised in ponds filled with contaminated groundwater.

^d Total hazard indices are rounded to one significant digit. This value also includes risks from ingestion of soil contaminated through irrigation with contaminated groundwater. The soil ingestion risks are not presented separately.

^e NV indicates no value was reported for the exposure route in the assessment.

Exhibit 1.60. Contaminants^a contributing to excess lifetime cancer risk under residential use by well category as reported in the Northwest Dissolved Phase Plume Report

Well Category ^b	Excess Lifetime Cancer Risk	
	Contaminants	Total Risk
Plume Centroid	vinyl chloride (81%); bis(2-chloroethyl)ether (9%); trichloroethene (5%); technetium-99 (2%)	5×10^{-3}
Dissolved Phase	dieldrin (72%); trichloroethene (17%); vinyl chloride (5%); 1,1,2-trichloroethane (1%); 1,2-dichloroethane (1%); carbon tetrachloride (1%)	3×10^{-3}
Outside and West of Plume	uranium-238 (66%); bis(2-ethylhexyl)phthalate (24%); uranium-234 (3%)	4×10^{-5}
Near Shawnee Steam Plant	arsenic (50%); vinyl chloride (48%); technetium-99 (2%)	1×10^{-3}
Near Ohio River	1,1,2-trichloroethane (100%)	1×10^{-5}

^a Contaminants contributing more than 1% of total risk are shown.

^b Wells were grouped according to the concentration of trichloroethene found in groundwater samples and according to prominent offsite features. See Table 5.11 in DOE 1994a for a list of wells by group.

Exhibit 1.61. Contaminants^a contributing to hazard index (child) under residential use by well category as reported in the Northwest Plume Dissolved Phase Report

Well Category ^b	Hazard Index	
	Contaminants	Total Hazard ^c
Plume Centroid	carbon tetrachloride (61%); manganese (31%); copper (6%)	6.0
Dissolved Phase	manganese (47%); dieldrin (42%); carbon tetrachloride (6%); 1,1,2-trichloroethane (2%)	20.0
Outside and West of Plume	nitrate as nitrogen (71%); bis(2-ethylhexyl)phthalate (29%)	0.3
Near Shawnee Steam Plant	manganese (82%); arsenic (14%); nickel (2%); barium (1%)	30.0
Near Ohio River	1,1,2-trichloroethane (100%)	0.1

^a Contaminants contributing more than 1% of total risk are shown.

^b Wells were grouped according to the concentration of trichloroethene found in groundwater samples and according to prominent offsite features. See Table 5.11 in DOE 1994a for a list of wells by group.

^c Values are rounded to one significant digit.

possibly, carbon tetrachloride. However, there are several other organic compounds that are infrequently detected but pose considerable risk. Additionally, these investigations indicate that although various inorganic chemicals pose considerable risk, these chemicals may actually not be related to releases from the PGDP but are at naturally occurring concentrations.

1.2.3 Other Studies

In addition to the aforementioned source control unit and integrator unit investigations, there are three reports that consider and discuss the environmental conditions around PGDP that were used in the preparation of this BHHRA. Because these studies were primarily used to complete the exposure assessment step of the BHHRA and do not contain either risk assessment or risk evaluation results, the information in these reports is not summarized in detail here. These reports are as follows.

- *Report of the Paducah Gaseous Diffusion Plant, Groundwater Investigation Phase III* (Claussen *et al.* 1992a)
- *Northeast Plume Preliminary Characterization Summary Report* (DOE 1995a)
- *Environmental Investigations at the Paducah Gaseous Diffusion Plant and Surrounding Area, McCracken County, Kentucky* (COE 1994).

THIS PAGE INTENTIONALLY LEFT BLANK

2. DATA EVALUATION

2.1 INTRODUCTION

This subsection describes the sources of data, the procedures used to screen and segregate the data to develop a list of COPCs, and the methods used to derive representative concentrations for the COPCs in environmental media and biota under both current and future conditions. Additionally, this section describes the site characterization data used in the exposure assessment performed in Sect. 3.

2.2 SOURCES OF DATA

All data used to estimate current contaminant concentrations at the various points of exposure were from the completed field investigations described in Sect. 1 of this BHHRA or from ongoing monitoring programs at PGDP. These data were taken in electronic form from the Oak Ridge Environmental Information System (OREIS) as maintained by the PGDP and are provided in electronic form in a compact disk supplied with this report. These data and geophysical and geochemical information were also used to perform environmental fate and transport modeling to provide estimates of future contaminant concentrations at selected points of exposure. Finally, the current and future contaminant concentrations were used in biological fate and transport models to estimate contaminant concentrations in animals and vegetables. Additional information concerning the environmental fate and transport modeling is in the GWOU feasibility study. Additional information concerning the biological fate and transport models is in Sect. 3 of this BHHRA.

After accessing the data on OREIS, data were placed into aggregates based on four parameters. Parameters used were:

- geographical location of sampling station,
- depth at which sample was taken,
- type of sampling station (including type of sample), and
- sample preparation.

2.2.1 Consideration of Geographical Location of Sampling Station

Based upon the geographical location of the sampling station, the data were assigned to one or more of fourteen areas. These areas and their definitions are summarized in the following list.

- Area a – Inside TCE contaminated area at C-400 Building – Inside industrialized area
- Area b – Inside the Northwest TCE Plume – Inside industrialized area (i.e., west main plant)
- Area c – Inside the Northeast TCE Plume – Inside industrialized area (i.e., east main plant)
- Area d – Outside the TCE Plumes – South of C-400 in industrialized area
- Area e – Inside the Northwest TCE Plume – Outside industrialized area
- Area f – Inside the Northeast TCE Plume – Outside industrialized area
- Area g – Outside the TCE Plumes – West of industrialized area (i.e., west of plume)
- Area h – Outside the TCE Plumes – East of industrialized area (i.e., east of plume)
- Area i – Outside the TCE Plumes – North of industrialized area (i.e., between the plumes)
- Area j – Outside the TCE Plumes - Tennessee Valley Authority area (TVA)
- Area k – Outside the TCE Plumes – South of industrialized area above terrace
- Area l – Inside plant area – Composed of Areas a, b, c, and d
- Area m – Outside plant area – Composed of Areas e, f, g, h, i, j, and k
- Area n – All groundwater – Composed of Areas l and m

Eleven of these areas (i.e., Areas a through k; see Fig. 2.1) were used in this BHHRA to ensure that the summary statistics (i.e., average contaminant concentrations) derived were comparable to those developed during the BHHRA previously completed as part of the investigations of the Northwest Plume and to let this BHHRA estimate lists of COCs for specific areas at and around the PGDP. The remaining three areas (i.e., Areas l through n) were used to investigate the average risk posed through use of water drawn from the larger areas to let this BHHRA develop plant-wide lists of COCs. Table 2.1 provides a list of the sampling stations assigned to each of these areas, Fig. 2.1 contains a map showing Areas a through k, and Plates 1 and 2 depicts the stations within each area.

2.2.2 Consideration of Depth of Sampling

Data were also assigned to one of seven groups based upon a combination of the depth at which the sample was collected and the characteristics of the subsurface in the area of the sampling station. These groups and their definitions are summarized in the following list. For a discussion of the various hydrogeological units, including diagrams, please see the Data Summary Report contained in Appendix A of the GWOU FS report.

- HU1 – data from a sample collected in Hydrogeological Unit 1
- HU2 – data from a sample collected in Hydrogeological Unit 2
- HU3 – data from a sample collected in Hydrogeological Unit 3
- HU4 – data collected from a sample collected in Hydrogeological Unit 4
- HU5 – data collected from a sample collected in Hydrogeological Unit 5
- HU6 – data collected from a sample collected in Hydrogeological Unit 6
- Other – data from a sample collected from a hydrogeological unit not included above (i.e., Terrace Gravel, Porters Creek Clay, and Eocene Sands)
- UCRS – data from samples assigned to HU1, HU2, or HU3
- RGA – data from samples assigned to HU4 or HU5
- McNairy Formation – data from samples assigned to HU6

Data were assigned to these groups to remove bias related to the geophysical and geochemical environment, to allow for the estimation of risk from use of water drawn from the two major PGDP aquifers, and to derive risk results that were comparable to those from previous integrator unit BHHRAs. Table 2.2 provides a list of samples, along with their sampling stations, assigned to each depth group. Note that some sampling stations have samples assigned to more than one depth group because these sampling stations were sampled at multiple depths.

2.2.3 Consideration of Type of Sampling Station

Data were segregated into two groups on the basis of the method used to reach groundwater for sample collection. The groups used were data from samples collected from monitoring wells and data from samples collected using driven rod technology. Data were segregated using these criteria to let the BHHRA derive risk estimates from samples that are similar to those that may be collected from

residential wells (i.e., from monitoring wells) and to allow the BHHRA to address the concentration bias associated with the higher particulate levels seen in samples collected using driven rods. Table 2.3 contains a list of samples assigned to each of these groups.

2.2.4 Consideration of Sample Preparation

Data were segregated based upon the filtering performed prior to laboratory analysis. The groups used were data from unfiltered samples and data from filtered samples. Data were segregated using these criteria to allow the BHHRA to derive risk estimates that meet the requirements set forth in the Methods Document and to let the BHHRA examine bias associated with particulate concentrations in samples. Note that consistent with the requirements in the Methods Document, all risk values presented in Sect. 5 of this report were compiled using results from unfiltered (i.e., total) samples. The results for filtered samples are only considered in the uncertainty analysis presented in Sect. 6 of this BHHRA.

2.3 GENERAL DATA EVALUATION CONSIDERATIONS

The data described previously were evaluated to ensure that the data were appropriate for use in baseline risk assessments and to reduce the data set to a list of COPCs. A general description of this evaluation is provided in this subsection. A graphical presentation of this evaluation is in Fig. 2.2.

Data evaluation was performed in eight steps:

- (1) **Evaluation of sampling.** Data were examined to ensure that the samples from which the data were derived were collected using sampling methods that were adequate to determine the nature and extent of contamination.
- (2) **Evaluation of analytical methods.** Methods used to analyze samples were evaluated to determine if they were those approved by EPA.
- (3) **Evaluation of sample quantitation limits (SQLs).** The SQLs for each analyte and sample were examined to determine if they were below the concentration at which the contaminant may pose a threat to human health or the environment. If the SQL for an analyte was greater than the concentration that may pose a threat to human health and that analyte was not detected in any sample, then the data for that chemical were deemed of insufficient quality, and only a qualitative assessment for that chemical is presented in this assessment. In developing the qualitative assessment for such chemicals, the SQL for the chemical was used in the qualitative assessment if historical or process knowledge indicated that the chemical could potentially be present. If historical or process knowledge indicated that the chemical is not expected to be present, one-half of the SQL was used in the qualitative assessment.
- (4) **Evaluation of data qualifiers and codes.** The data used in the risk assessment were tagged with various qualifiers and codes. Tagged data were evaluated following rules in Exhibits 5-4 and 5-5 of RAGS.
- (5) **Elimination of chemicals not detected.** For each sample, any chemical not detected in at least one sample using an appropriate SQL was eliminated from the data set.
- (6) **Examination of toxicity of detected analytes.** Each analyte's maximum detected concentration in the data set was compared to the analyte's residential use human health risk-based screening value [i.e., residential use risk-based concentration (RBC)]. Screening values used in this comparison were

derived following methods described in the Methods Document. To ensure that the residential use RBCs used in this step were conservative, routes of exposure used to develop the criteria for chemicals were ingestion of potentially contaminated groundwater, dermal contact with potentially contaminated groundwater, and inhalation of vapors emitted by potentially contaminated groundwater during household use. Direct contact exposure routes used to develop RBCs for radionuclides were ingestion of potentially contaminated groundwater and inhalation of vapors emitted by potentially contaminated groundwater. The target cancer risks and target hazard indexes used in calculating the criteria for chemicals were set by regulatory agreement in the Methods Document at 1×10^{-7} and 0.1, respectively. The target cancer risks used in calculating the criteria for radionuclides were set by regulatory agreement in the Methods Document at 1×10^{-6} . In this screen, the lower of the residential use RBCs calculated for cancer effects from lifetime exposure and for systemic toxicity in children was used. In addition, per regulatory agreement in the Methods Document, this screen was not applied to those analytes known to accumulate significantly in biota (i.e., not used for analytes with a bioaccumulation factor for fish greater than 100).

- (7) **Comparison of analyte maximum concentrations and activities detected in site samples to analyte concentrations and activities detected in background samples.** Consistent with procedures in the Methods Document, maximum detected concentrations were compared to background concentrations for groundwater derived as part of the GWOU FS. These values are presented in Table 2.4 and in the report entitled *Background Concentrations of Naturally Occurring Inorganic Chemicals and Selected Radionuclides in the Regional Gravel Aquifer and McNairy Formation at the Paducah Gaseous Diffusion Plant, Paducah, Kentucky* that is presented in Appendix D. of the GWOU FS.
- (8) **Examination of analyte maximum concentrations for essential human nutrients detected in site samples to Recommended Dietary Allowances (RDAs) for children.** Analytes not removed from the data set to this point were examined, and the maximum detected concentration of those analytes known to be essential nutrients were compared to their respective RDAs for children to determine if it would be appropriate to remove any essential nutrients from the data set. Generally, analytes whose potential intakes based on the maximum detected concentrations were less than one-fifth of the RDA for children were removed from the data set, as agreed upon by the Commonwealth of Kentucky and EPA in the Methods Document. Analytes that were not candidates to be removed based on this screen, even though they are essential nutrients, were chromium, manganese, and zinc. Analytes that were removed regardless of the results of this screen were calcium, chloride, iodine, magnesium, phosphorus, potassium, and sodium (EPA 1995a).

2.4 RISK ASSESSMENT SPECIFIC DATA EVALUATION

The specific processes used to evaluate data and calculate exposure concentrations under both current and future conditions are described in this section. Subsect. 2.4.1 summarizes the evaluation performed to determine representative concentrations of COPCs under current conditions. Subsect. 2.4.2 summarizes the evaluation performed to determine modeled representative concentrations of COPCs under future conditions.

2.4.1 Current Conditions

The specific processes used to evaluate data and calculate exposure concentrations under current conditions are described in this section. The Statistical Analysis System (SAS[®]; SAS 1990) was used to input and evaluate the data set. The following material summarizes the actions performed by various programs during the evaluation. The complete programs are presented in Attachment 3 of this BHHRA.

First SAS[®] program (data consolidation). The first program read the groundwater data set into SAS[®]. This program read the data into fields to produce a data set with a uniform format to facilitate further data handling. Specific functions performed by this program were:

- Remove sampling stations from the groundwater data set that were not satisfactory for risk assessment purposes. This task included removing samples collected at hand-valve stations, at stations that were part of treatment facilities' influent and effluent systems, at residential wells where water was treated with activated carbon, as part of Lasagna™ project testing, at cooling towers, from tanks, and from test pits. Additionally, samples misidentified as water samples (e.g., air samples) were removed from the data set. After this step was completed, all data could be assigned to one of three groups. These were data collected from wells (WL), from boreholes (BH) or probes (PR), and from faucets/taps (FW).
- Retain analytical types appropriate to the station type. As noted above, the station types remaining included: well (WL), borehole (BH), Probe (PR), and faucet/tap (FW). Because of biases identified during previous work, it was determined that not all station types yield acceptable data for all analytical types (i.e., anatype). For borehole and probe stations, only the “volatile organic carbon” anatype was retained. Other anatypes were not retained for borehole stations because previous work has shown that concentrations for other anatypes tended to be biased high in borehole samples due to the high concentrations of particulates. For residential faucet/tap stations, only the “radionuclide” and “metal” anatypes were retained. Other anatypes were not retained for residential faucet/tap stations because previous work has shown that concentrations for other anatypes tended to be biased low in faucet/tap samples due to aeration at the tap. For unfiltered well stations, all anatypes were retained; however, for filtered well stations, only the “metal” and “radionuclide” anatypes were retained. Other anatypes were not retained for filtered well stations because previous work has shown that concentrations for these anatypes tended to be biased low due to their loss from water during filtration.
- Assign each unique sampling station to a single HU. If a sampling station acquired samples at different depths, as is the case with borehole/probe samples, then the unique samples were assigned to a single HU. (Please note, while the UCRS was evaluated as a drinking water source in this BHHRA per agreement with the regulatory agencies, the UCRS is not a potable aquifer.)
- Assign each sampling station to one of the eleven areas. (See Table 2.1.) As discussed earlier, data were assigned to areas to better organize the investigation of the nature and extent of contamination in groundwater at the PGDP.
- Retain all data collected after December 31, 1992. This step kept all data collected during 1993 to the present. Data collected prior to 1993 was deleted to remove a sampling bias known to exist in these data. (Samples were collected with bailers prior to 1993 and were collected with bladder pumps after that date.)
- Check spelling of all analytes and their association with CAS registry numbers. This screen allows the SAS[®] program to accurately merge contaminant and toxicity information later in the assessment.
- Convert units of measure to those units that will be used in the forthcoming chronic daily intake (CDI) calculations. All chemical concentrations were converted to units of mg/L, and all radionuclide activities were converted to units of pCi/L. This conversion places all chemical information upon common bases and allows SAS[®] to accurately calculate the representative exposure concentrations used in the derivation of contaminant doses. In addition, the units of measure to which chemicals are converted match those that are included in the toxicity value data base; therefore, this conversion allows SAS[®] to merge the contaminant and toxicity information correctly during risk characterization.

- Distinguish between and code observations as detects and nondetects. Because specific rules must be followed when investigating nondetects, this program performed two filters. The first filter converted the nondetected concentration for analytes not believed to be site-related contaminants to one-half the SQL and the nondetected concentration for analytes believed to be site-related contaminants to the SQL. [In this assessment, site-related analytes are trichloroethene and its breakdown products, technetium-99, uranium (metal and all radioisotopes), PCBs, and fluoride.] The second filter dropped those observations that had nondetected concentrations exceeding an analyte's maximum detected concentration. Note, the rules followed here and the filters applied are those approved in the Methods Document.

Second SAS[®] program (precursor program). This program organized all the subroutines that were run in the third SAS[®] program.

Third SAS[®] Program (summary statistics preparation). This program calculated summary statistics for the “cleaned-up” data set prepared by the first SAS[®] program. Summary statistics were calculated for each station and for each area. Because of the large number of unique sampling stations, only the area summary statistics are presented. Included in the summary (see Tables 2.5 and 2.6 in Attachment 1 of this volume) are: analyte name, frequency of detection, the range of detected values, the range of nondetected values (i.e., the range of the sample quantitation limits used in samples in which the analyte was not detected), the form of the distribution of the data, the arithmetic means of the detected concentrations, and the units of measure for the analyte. In addition, this program created a permanent SAS[®] data set.

Fourth SAS[®] program (comparison to residential use human health RBCs). The fourth program compared the maximum detected concentration of each analyte in each data aggregate to that analyte's residential-use human health RBC. This comparison was done for data from each station and area. Because of the large number of unique sampling stations, only the area assessment comparisons are presented. Residential use human health RBCs were used to comply with previous agreements with the regulatory agencies specified in the Methods Document and to recognize that many sampling stations are located outside the PGDP. As discussed earlier, the exposure routes included in the calculations of the RBCs for chemicals were ingestion of water, inhalation of emissions from water during showering and house-hold use, and dermal contact with a water while showering. The exposure routes included in the calculations of the RBCs for radionuclides were ingestion of water and inhalation of emissions from water while showering and during house-hold use. Table 2.7 presents the results of this screen.

As discussed in the Methods Document, the target HI and ELCR used in the calculation of risk-based concentrations for chemicals were 0.1 and 1×10^{-7} , respectively, and the target ELCR used in the calculation of risk-based concentrations for radionuclides was 1×10^{-6} . Also, per regulatory agreement, when performing the comparisons, the lesser of an analyte's hazard and cancer risk-based screening criteria was used.

Analytes known to bioaccumulate or bioconcentrate significantly were not removed from the data set based upon this comparison. The benchmark used to determine if an analyte bioaccumulates significantly was the bioaccumulation factor (BAF) for fish. This factor was used per regulatory agreement (Methods Document) because of the known propensity of fish to bioaccumulate contaminants and because data on chemical bioaccumulation in fish are readily available. Specifically, if an analyte's BAF for fish exceeded 100, then that analyte was not eligible for removal from the data set based on the toxicity screen. Please note, the results of the BAF screen are not reported individually in Table 2.7.

Fifth SAS[®] program (background and RDA screen). This program compared the maximum detected concentration of each analyte within each data aggregate against their respective background concentrations and compared the maximum detected concentration of essential nutrients in groundwater to one-fifth of

that nutrient's RDA for children. This comparison was done for data from each station and area. Because of the large number of unique sampling stations, only the area assessment comparisons are presented here. The background values used in this comparison were taken from the report in Appendix D of the GWOU FS report and are presented in Table 2.4. The results of the comparison are shown in Table 2.8. The RDAs used in this comparison are shown in Table 2.9, and the results are shown in Table 2.10.

As discussed in the Methods Document, before comparing an analyte's maximum detected concentration against one-fifth of the analyte's RDA, the analyte's concentration was converted to a daily intake for a child. For water, this conversion was performed by multiplying the maximum detected concentration by an intake of 1 L/day and then converting this result to a g/day dose.

Per regulatory agreement (Methods Document), three analytes for which RDAs for children are available were not included in this screen. These analytes were chromium, manganese, and zinc. In addition, also per regulatory guidance (EPA 1995a), seven essential nutrients were removed from the data set even if their maximum detected value exceeded one-fifth of their RDA. These were calcium, chloride, iodine, magnesium, potassium, sodium, and phosphorus.

Sixth SAS[®] program (toxicity values). This program merged toxicity information with the lists of remaining analytes (i.e., lists of chemicals of potential concern).

Seventh SAS[®] program (output production). This program compiled the results of the previous programs and produced the tables listed earlier. These tables are as follows.

- Table 2.5 Data summary for all analytes
- Table 2.6 Data summary for detected analytes
- Table 2.7 Comparison of maximum detected concentrations and activities to human health risk-based screening criteria
- Table 2.8 Comparison of maximum detected concentrations and activities to background concentrations
- Table 2.9 Recommended dietary allowances of essential human nutrients
- Table 2.10 Comparison of maximum detected concentrations of essential nutrients to recommended dietary allowances for children

In addition, this program produced two additional tables that present the lists of COPCs and a summary of the data evaluation process. These tables are:

- Table 2.11 Chemicals of potential concern and their frequency of detection
- Table 2.12 Summary of data evaluation

Table 2.12 is a complete summary of the data evaluation process and includes a listing of all detected analytes by location and medium for the area data aggregates. In addition to the analyte's name, this table also contains the analyte's frequency of detection, range of nondetected values, range of detected values, arithmetic mean of detected values, human health systemic toxicity and ELCR-based concentrations, units of measure. The last column of this table indicates whether or not the analyte is a COPC and, if the

analyte is selected as a COPC, the basis for its selection. Codes used to indicate the basis are P, B, E, and Qual. Definitions of these codes are as follows:

- P: analyte is a COPC because the analyte's maximum detected concentration is greater than a human health risk-based concentration.
- B: analyte is a COPC because the analyte's maximum detected concentration is greater than the background concentration.
- E: analyte is an essential nutrient but its maximum concentration results in a daily dose that is greater than one-fifth of the analyte's RDA for children.
- Qual: analyte is retained as a COPC because screening criteria used in the data evaluation were not available or because the fish bioaccumulation factor for the chemical is greater than 100.

In some cases, an analyte's basis of selection may include more than one of the aforementioned codes. In this case, the analyte was selected as a COPC because it "failed" multiple screens.

2.4.2 Evaluation of Modeled Concentrations for Groundwater

Data used to estimate risk from exposure to contaminants found in RGA water in the future were taken from modeling described in the Data Summary Report Report contained in Appendix A of the GWOU FS report. As described there, data were available for four points of exposure. These were at the PGDP fence-line, at the PGDP property boundary, at Little Bayou Creek, and at the Ohio River. Also, as discussed in the Data Summary Report, contaminants modeled were those determined to be migrating from the various SWMUs in earlier source investigations and from the secondary TCE sources (i.e., TCE present at high concentration in the RGA) believed to be present at WAG 6.

2.5 EVALUATION OF DATA FROM OTHER SOURCES

This subsection describes results of the Phase I groundwater user survey, agriculture extension agent interviews, Kentucky Department of Fish and Wildlife Resources (KDFWR) information, deer range information, exposure unit information for workers, and SWMU size information. This information was used to develop the exposure assessment in Sect. 3.

2.5.1 Groundwater User Survey Phase I (CH2M Hill 1991a)

In response to the discovery of groundwater contamination in residential wells near PGDP, a survey of users of groundwater and surface water in the vicinity of PGDP was conducted in February and March of 1990. The two objectives of the survey were to (1) estimate the number of residents using water wells that may be affected by groundwater contamination originating at PGDP and (2) determine the number of surface water intakes on the Ohio River within 15 miles downstream of PGDP. The groundwater users' survey included residences and businesses with wells within a 4-mile radius of the plant; therefore, this survey included parts of McCracken and Ballard counties in Kentucky and part of Massac County in Illinois. A questionnaire was mailed to local residents to identify well water users. State agencies and major industrial facilities were contacted to identify surface water users. The information provided by respondents was developed into a database, which is summarized in the following text.

A total of 1,988 surveys was delivered; 44% (872) of these were returned. Of the respondents, 58% used well water for some purpose. Eighty-four percent used well water as their sole water supply. Eighty-five

percent used well water for drinking; 47% used well water for irrigation; 29% used well water for watering livestock; and 80% used well water for domestic uses such as laundry, washing cars, etc. The total depth of wells in the study area (i.e., the area investigated by this survey) was reported to range from 15 ft to 245 ft; however, 21% of residents did not report total depth. The most frequently reported total depth was 40 ft (26 respondents), followed by 30 ft (21 respondents) and 100 ft (20 respondents). Fifty-four percent of wells were reported to be 20 ft to 60 ft deep. Plastic and tile were the predominant construction materials; however, steel, brick, and concrete were also reported.

Unfortunately, the questionnaire used in this survey did not determine frequency of groundwater use. (See Sect. 1 of Appendix 5 in the Methods Document for a reproduction of the questionnaire.) However, as indicated earlier, these data were used qualitatively in the exposure assessment to develop the site conceptual model and reduce the level of uncertainty of the exposure assessment in the BHHRA.

2.5.2 Agriculture Extension Agent interviews

To gather site-specific agricultural information, the Agricultural Extension Agents for Ballard and McCracken counties were contacted in February 1994. Information on population, gardening, crop farming, livestock farming, and fish farming was requested. Summaries of the interviews are presented in Sect. 2 of Appendix 5 of the Methods Document. Data gathered from the agents were used qualitatively in the exposure assessment to develop the site conceptual model and reduce the level of uncertainty of the exposure assessment in the BHHRA.

2.5.3 Kentucky Department of Fish and Wildlife Resources information

During the development of the site conceptual model, it was determined that wildlife may also serve as an important exposure pathway to humans. To determine the level of importance of this pathway, requests were made for reports on harvest of deer, ducks, geese, and turkey in Ballard and McCracken counties. Information on these game species was solicited because they are the most widely hunted animals in the area and require specific licenses and check-in procedures. Harvest information is provided in Sect. 3 of Appendix 5 of the Methods Document.

2.5.4 Area Size Information

In previous risk assessments, the size of each area assessed to accurately represent exposure to contaminated soil in each of the areas. However, because soil is not a media of concern for this assessment, the size of each area was not determined.

2.5.5 Exposure Unit Information for Worker

In previous risk assessments, the size of each area assessed to accurately represent exposure to contaminated soil in each of the areas. However, because soil is not a media of concern for this assessment, the size of each area was not determined.

2.5.6 Exposure Unit Information for Residents

In previous risk assessments, the size of each area assessed to accurately represent exposure to contaminated soil in each of the areas. However, because soil is not a media of concern for this assessment, the size of each area was not determined.

2.5.7 Deer Range Information

In previous risk assessments, the size of each area assessed to accurately represent exposure to contaminated soil in each of the areas. However, because soil is not a media of concern for this assessment, the size of each area was not determined.

2.6 SUMMARY OF COPCS

A general summary of COPCs in groundwater, by area and depth of sampling, for the unfiltered dataset, is presented in [Exhibit 2.1](#). A detailed summary listing the COPCs individually for the area assessment is in Table 2.11. In Table 2.11, analytes marked with an asterisk lack toxicity information [i.e., a toxicity value is not in the EPA's Integrated Risk Information System (IRIS) (EPA 1999a) or *Health Effects Assessment Summary Tables* (HEAST) (EPA 1999b) and is not available from the alternate approved sources listed in the Methods Document]. Finally, Table 2.12 presents information summarizing information about each detected analyte for the area assessment, including the reason for the retention of an analyte as a COPC.

Exhibit 2.1. General summary of COPCs by area and analyte type for the unfiltered data set¹

Area	McNairy Formation			RGA			UCRS		
	Inorganic	Organic	Radionuclide	Inorganic	Organic	Radionuclide	Inorganic	Organic	Radionuclide
a	NR	NR	NR	12/24	7/7	6/12	18/24	6/6	5/7
b	6/16	1/1	3/8	23/32	15/20	14/17	27/32	15/22	13/16
c	NR	NR	NR	12/21	4/4	4/4	9/15	3/3	3/3
d	4/16	1/1	2/8	18/28	9/9	11/14	32/36	12/14	9/12
e	19/26	1/1	4/5	20/29	4/5	6/9	15/21	1/1	3/4
f	4/13	0/0	2/4	15/22	6/8	5/7	9/16	1/1	4/4
g	4/18	0/0	5/8	11/22	1/1	7/8	9/17	0/0	7/8
h	3/15	0/0	5/8	11/20	2/2	4/4	11/16	0/0	3/4
i	4/15	0/0	2/4	33/39	27/36	8/10	24/30	7/10	7/7
j	5/17	0/0	2/4	9/20	0/1	2/5	NR	NR	NR
k ²	NA	NA	NA	NA	NA	NA	29/36	11/12	10/15
l	8/18	1/1	3/9	26/34	20/24	15/17	35/39	22/30	14/18
m	21/28	1/1	8/8	37/41	32/39	11/12	26/30	7/10	9/10
n	24/29	1/1	8/9	38/43	38/46	15/19	37/40	25/35	15/19

Notes:

NR indicates there are no results for the area.

NA indicates the depth classification is not applicable to the area.

¹ Values shown are number of COPCs over number of detected analytes.

² Area k includes water drawn from Eocene Sands, Terrace Gravels, and Porters Creek Clay.

Generally, the lists of COPCs identified in this assessment are similar to the lists of COCs identified in previous assessments (see Sect. 1). For areas affected by PGDP releases, the COPC lists are dominated by TCE and its breakdown products; the inorganic chemicals antimony, arsenic, beryllium, chromium, and manganese; and plant-related radionuclides. However, lists for areas not suspected of being impacted by plant releases (e.g., Areas g, h, and j) are dominated by inorganic chemicals.

3. EXPOSURE ASSESSMENT

3.1 INTRODUCTION

Exposure is the contact of an organism with a chemical or physical agent. The magnitude of exposure (i.e., dose) is determined by measuring or estimating the amount of an agent available at exchange boundaries (e.g., gut, skin, etc.) during a specified period. Exposure assessment is a process that uses information about the exposure setting and human activities to develop conceptual site models under current and potential future conditions. This subsection introduces the general methods used in exposure assessment, applies these methods to the GWOU to develop a conceptual site model, and presents the doses for the COPCs resulting from this application.

The first step in the exposure assessment is to characterize the exposure setting. This includes describing the activities of the human population, on or near the site that may affect the extent of exposure and the physical characteristics of the site. During this process, sensitive subpopulations that may be present at the site or that may be exposed to contamination migrating from the site are also considered to determine if the BHHRA needs to pay special attention to these populations. Generally, site characterization results in a qualitative evaluation of the site and the surrounding population.

The second step in the exposure assessment is to identify exposure pathways. Exposure pathways describe the path a contaminant travels from its source to an individual. A complete exposure pathway includes all links between the source and the exposed population. Therefore, a complete pathway consists of the source of release, a mechanism of release, a transport medium, a point of potential human contact, and an exposure route.

The third step in the exposure assessment is to calculate dose by quantifying the magnitude, frequency, and duration of exposure for the populations for the exposure pathways selected for quantitative evaluation. This step involves estimating exposure or representative concentrations for COPCs and quantifying pathway-specific intakes.

All exposure estimates in this BHHRA represent normalized exposure rates that are evaluated for sources of uncertainty such as variability in data, modeling results, and/or parameter assumptions. Specifically, in this BHHRA, the exposure estimate is an estimation of the reasonable maximum exposure (RME) that can be expected to occur under current or future site conditions. As defined by RAGS (EPA 1989a), an RME estimate is a conservative estimate of exposure that falls within the upper bound of the range of all possible exposure estimates. In situations where populations are exposed through multiple pathways, RME estimates are calculated for both individual and multiple pathways.

The focus of the exposure assessment for the GWOU is to determine chronic intake or dose. The chronic exposure estimate is used because it allows for the estimation of the health consequences that result from long-term or unrestricted exposure to contaminants present in the GWOU. Subchronic exposures receive less attention because these exposures require the use of assumptions concerning restrictions on rates of contact with contaminated media. Such assumptions are best left to managers who can use risk management to make remedial decisions that can reduce risks from chronic exposures to acceptable levels.

3.2 CHARACTERIZATION OF EXPOSURE SETTING

The first step in evaluating exposure is to characterize surface features, meteorology, geology, demography and land use, ecology, hydrology, and hydrogeology of the area inhabited by potential

receptors. These aspects are fully discussed elsewhere in the GWOU FS report, and much of that information does not bear repeating here. However, a brief physical descriptions of the GWOU taken from information presented in the GWOU FS report is included here to support later discussions of the conceptual model and its uncertainties.

3.2.1 Physical Description of the GWOU

The area encompassed by the GWOU includes all of the PGDP and continues past the northern DOE property boundary to the Ohio River. An aerial picture of this area is in Fig. 3.1. As discussed in the GWOU FS report, the GWOU specifically includes all groundwater and sources of contamination to groundwater due to DOE processes found between a subsurface feature termed “the terrace” and the Ohio River. Generally, this includes all areas inside the DOE property boundary and all areas overlying the contaminant plumes to the Ohio River. This includes the stratigraphic units underlying PGDP that have been grouped into three hydrogeologic formations: (1) the UCRS composed of fill, alluvium, loess, and the upper continental deposits; (2) the RGA, part of the lower continental deposits; and (3) the McNairy flow system consisting of combined Porters Creek Clay, the Clayton and McNairy formations, and the Eocene sands. In this BHHRA, each of these hydrogeologic units are assessed; however, samples collected from Eocene Sands, Terrace Gravels, and Porters Creek Clay to the south of the plant are assessed separately from the rest of the McNairy flow system.

Current understanding of shallow groundwater hydrology in the vicinity of PGDP is dominated by the recognized importance of the gravel facies of the continental deposits. This unit is designated as the RGA. Results of studies conducted in the mid-1960s indicate that the gravel is saturated over most of its extent in the PGDP region and that the aquifer has a prolific production capability. In general, the potentiometric surface for the RGA slopes toward the Ohio River, which suggests that groundwater flow within the aquifer is in a north-northeasterly direction.

The sand lenses interbedded in the clay facies of the UCRS are not connected to the RGA and are observed to have extremely low yields to wells. The reported discontinuous nature of these sands and ambiguities with respect to observed hydraulic heads indicates that these deposits (UCRS) may not constitute a continuous aquifer.

The PGDP site hydrogeology consists of topographically controlled recharge and discharge areas to the south and north, respectively, that bound the local flow system. One area of recharge occurs within the Eocene sands and has resulted in a groundwater divide to the southwest of PGDP. From PGDP, groundwater flows northward toward the Ohio River, which is local base level for the system. The components of the hydraulic gradient within this system are the Eocene sands (also known as the Wilcox Formation), the Pliocene terrace gravels, and the RGA (Pleistocene and Holocene components). Flow originates south of PGDP within the Eocene sands. Subsequent flow is into the Pliocene gravels that separate the Eocene sands from the RGA.

Groundwater within the Pliocene terrace gravels either discharges to local streams or recharges the RGA. Recharge to the RGA is rainfall infiltration via the overlying upper continental deposits and underflow from the terrace gravels. Recharge has been estimated to be from 11.9 to 17.7 cm/yr (4.7 to 7 in/yr), which is approximately 10 to 15% of average annual precipitation. The RGA acts as the major conduit of flow to transport water laterally to areas of discharge (ultimate discharge being to the Ohio River).

Although groundwater contamination has been found throughout the industrialized area at the PGDP, three contaminant plumes in the RGA have been defined. These are as follows:

- (1) Northwest Plume – A mixed organic solvent (i.e., TCE and its breakdown products) and ⁹⁹Tc plume that extends from near the C-400 Building within the industrialized portion of the PGDP to the

northwest corner of the plant. From the northwest corner of the plant, the plume turns to the northeast. The leading edge of this plume approaches the Ohio River. The C-400 Building is believed to be the primary source of this plume.

- (2) Northeast Plume – An organic solvent plume (i.e., TCE and its breakdown products) that extends from the central portion of the PGDP to the northeast corner of the plant. From the northeast corner of the plant, the plume continues to the northeast. The source of this plume is currently undefined.
- (3) Southwest Plume – An organic solvent plume (i.e., TCE and its breakdown products) that extends from near SWMU 1 on the western side of the PGDP to the west. This plume is of limited extent and appears to hook to the north after leaving the west plant area. The source of this plume is undefined.

For the area assessment portion of this BHHRA, sampling stations were grouped based on the location of the station relative to the identified contaminant plumes and on the depth of sampling. These areas are discussed in Sect. 2 and presented in Fig. 2.1 and Plates 1 and 2. As shown in Fig. 2.1, the areas assessed includes four areas inside the industrialized portion of the PGDP (i.e., Areas a, b, c, and d) and seven areas outside the industrialized portion of the PGDP (i.e., Areas e, f, g, h, i, j, and k). In addition, as discussed earlier, three larger groupings, Areas l, m, and n, were also assessed.

Note that the “area assessment” was performed using sampling information from wells completed in the UCRS, RGA, and McNairy Formation in all areas except Area k. The assessment for Area k utilized information collected from wells completed in Eocene Sands, Terrace Gravels, and Porters Creek Clay because Area k overlies the terrace located in the southern portion of the PGDP. [Exhibit 3.1](#) lists the number of wells assigned to each area by depth classification in the area assessment.

3.2.2 Physical Description of Area a

Area a consists of the WAG 6 area previously assessed as part of BHHRA in the WAG 6 RI report. Land use in Area a is industrial, and expected future use is also industrial. (Figs. 3.2 and 3.3 graphically presents the current and expected future land uses at and around the PGDP.) As discussed in the WAG 6 RI report, this area is dominated by roads, buildings, and utilities. This area is believed to be the source of the Northwest Plume.

3.2.3 Physical Description of Area b

Area b encompasses the area overlying the Northwest Plume between the sources at the C-400 Building and the security fence surrounding the main plant area. Current land use in this area is industrial, and expected future use is also industrial. This area is dominated by roads, buildings, and utilities. Although the primary source of groundwater contamination in this area is believed to be the C-400 Building, other sources of contamination are known to contribute to the plume in this area (e.g., SWMUs 7 and 30).

3.2.4 Physical Description of Area c

Area c encompasses the area overlying the Northeast Plume from the Area a to the security fence surrounding the main plant area. Current land use in this area is industrial, and expected future use is also industrial. The area is dominated by roads, buildings, and utilities. Although the primary source of the Northeast Plume is unknown, this area contains other sources of contamination that probably contribute to the Northeast Plume.

Exhibit 3.1. Well groupings for the unfiltered well data for the GWOU BRA, PGDP, Paducah, Kentucky

Area Name	Area code	Number of wells						
		UCRS			RGA		McN	
		HU1	HU2	HU3	HU4	HU5	HU6	Other
Inside TCE Contaminated Area at C-400 Building - Inside Industrialized Area	a	0	14	0	1	6	0	0
Inside the Northwest TCE Plume – Inside Industrialized Area (i.e., West Main Plant)	b	0	21	0	0	43	1	0
Inside the Northeast TCE Plume – Inside Industrialized Area (i.e., East Main Plant)	c	0	2	1	1	8	0	0
Outside the TCE Plumes - South of C-400 in Industrialized Area	d	0	21	1	3	18	2	1
Inside the Northwest TCE Plume – Outside Industrialized Area	e	0	1	1	0	27	3	0
Inside the Northeast TCE Plume – Outside Industrialized Area	f	0	1	0	2	17	1	0
Outside the TCE Plumes - West of Industrialized Area (i.e., West of Plume)	g	0	2	0	0	25	1	0
Outside the TCE Plumes - East of Industrialized Area (i.e., East of Plume)	h	0	1	0	0	38	1	5
Outside the TCE Plumes - North of Industrialized Area (i.e., between the Plumes)	i	1	8	5	1	47	1	0
Tennessee Valley Authority Area (TVA) - (i.e., TVA wells not in known plumes)	j	0	0	0	0	4	2	0
South of Terrace - Southern wells not in the RGA or McN	k	0	0	0	0	9	0	14 ¹
All groundwater inside PGDP boundary (i.e., areas: a, b, c, and d)	l	0	58	2	5	75	3	1
All groundwater data outside PGDP boundary (i.e., e, f, g, h, i, j, and k)	m	1	13	6	3	158	9	19
All groundwater	n	1	71	8	8	233	12	20
Total by Group	–	80			241		12	20

Notes: MCN is McNairy Formation

3.2.5 Physical Description of Area d

Area d consists of the southern part of the industrialized portion of the PGDP. Generally, this area is defined as lying to the south of the C-400 Building. Current land use in this area is industrial, and expected future use is also industrial. The area is dominated by roads, buildings, and utilities. Although primary sources of the main contaminant plumes are not known to lie within this area, groundwater contamination in this area has been identified as part of earlier investigations.

3.2.6 Physical Description of Area e

Area e consists of the area overlying the Northwest Plume that is outside the secure portion of the PGDP. This area was previously assessed as part of the “Northwest Dissolved Phase Plume” BHHRA. (See Sect. 1.) Current land uses in this area are industrial near the PGDP with transition to recreational and rural residential use as distance from the plant increases. However, industrial use also occurs in the far northern part of this area at the TVA Shawnee Steam Plant. Away from the PGDP and the Shawnee Steam Plant, the area is dominated by fields, farms, and woodlots. Although groundwater contamination exists in this area, no known sources of groundwater contamination exist in Area e.

3.2.7 Physical Description of Area f

Area f consists of the area overlying the Northeast Plume that is outside the secure portion of the PGDP. Unlike Area e, an assessment for this area has not been completed previously. Current land uses in this area are industrial near the PGDP with transition to recreational and rural residential as distance from the plant increases. Future land use is expected to be recreational and rural residential. The area is dominated by fields, farms, and woodlots. Groundwater contamination is present in Area f, mostly unrelated to area sources. A small TCE DNAPL source contributes to UCRS contamination but does not appear to affect the RGA.

3.2.8 Physical Description of Area g

Area g consists of all areas lying to the west of the Northwest Plume that is also outside the industrialized portion of the PGDP. This area was assessed previously as part of the “Northwest Dissolved Phase Plume” BHHRA. (See Sect. 1.) Current land uses in this area are industrial near the PGDP with transition to recreational and rural residential as distance from the plant increases. Future land use is expected to be recreational and rural residential. The area is dominated by fields, farms, and woodlots. Neither a source to groundwater contamination nor groundwater contamination related to the PGDP are believed to exist in Area g.

3.2.9 Physical Description of Area h

Area h consists of all areas lying to the east of the Northeast Plume that are also outside the industrialized portion of the PGDP. This area was not assessed previously. Current land uses are industrial near the PGDP with transition to recreational and rural residential as distance from the plant increases. Future land use is expected to be recreational and rural residential. The area is dominated by fields, farms, and woodlots. Neither a source to groundwater contamination nor groundwater contamination related to the PGDP is believed to exist in Area h.

3.2.10 Physical Description of Area i

Area i consists of the area lying between the Northeast and Northwest Plumes that is also outside the industrialized portion of the PGDP. This area was not assessed previously. Current land uses are

industrial near the main plant and near a sanitary landfill and recreational and rural residential as distance from the plant increases. Future land use is expected to be industrial at the landfill and recreational and residential elsewhere. The area is dominated by fields, farms, and woodlots. Both a source of groundwater contamination (i.e., the landfill) and groundwater contamination are known to exist in this area.

3.2.11 Physical Description of Area j

Area j consists of the area beyond the northern edges of the Northwest and Northeast Plumes. In addition, this area includes the site of the TVA Shawnee Steam Plant. This area was assessed as part of the “Northwest Dissolved Phase Plume” BHHRA (See Sect. 1.) Current land uses in this area are industrial, recreational, and rural residential with the industrial use associated with the TVA plant. The future uses are expected to remain industrial, recreational, and rural residential. Away from the TVA plant, the area is dominated by fields, farms, and woodlots. Known groundwater contamination exists in this area. However, it is unclear if this contamination is related to sources at the PGDP (i.e., to the Northwest TCE Plume).

3.2.12 Physical Description of Area k

Area k consists of the area to the south and outside of the main industrialized portion of the PGDP. This area was not assessed previously. Neither the RGA nor the UCRS are overlain by this area. Water samples in this area were drawn from wells completed in the Eocene Sands, Terrace Gravels, or Porters Creek Clay. This area does include a portion of the process area of a World War II munitions plant (i.e., the Kentucky Ordnance Works). The current land uses in the area are industrial near the PGDP and recreational and rural residential as distance from the PGDP increases. The expected future land uses are industrial, recreational, and rural residential. The site is dominated by fields, farms, and woodlots; however, the remains of the munitions plant can still be seen throughout the area. Except near the C-401K Landfill, groundwater contamination related to the PGDP is not expected to exist in Area k. The “K-Landfill” is a known source of groundwater contamination that discharges to surrounding streams.

3.2.13 Physical Description of Area l (All groundwater inside PGDP boundary)

Area l is a combination of Areas a, b, c, and d. Therefore, this area includes all locations within the PGDP security fence. Please see the previous discussions of Areas a, b, c, and d for additional information on this area.

3.2.14 Physical Description of Area m

Area m is a combination of Areas e, f, g, h, i, j, and k. Therefore, this area includes all locations outside the PGDP security fence. Please see the previous discussions of Areas e, f, g, h, i, j, and k for additional information on this area.

3.2.15 Physical Description of Area n

Area n combines all the areas into single data aggregates for the UCRS, RGA, McNairy Formation, and other groundwater (i.e., Eocene Sands, Terrace Gravels, and Porters Creek Clay). Please see the previous discussions for additional information on this area.

3.2.16 Demography and Land Use

As shown in the physical descriptions presented above, current land use over all areas encompassed by the GWOU include recreational, industrial, and rural residential uses. However, under current use, groundwater management arrangements prohibit the use of the groundwater in the GWOU area. While

foreseeable future land use of the main plant area is expected to be industrial as well, alternative uses farther into the future are possible for the plant area as shown by the current use of the areas surrounding the main plant area. Therefore, for this BHHRA, the most sensitive land use is expected to be rural residential, and the rural residential scenario will be considered for each area in the GWOU.

The primary location of recreational use around the PGDP is in the Western Kentucky Wildlife Management Area (WKWMA). The WKWMA is used primarily for hunting and fishing, but other activities include horseback riding, field trials, hiking, and bird watching. An estimated 5000 fishermen visit the area annually, according to the KDFWR, manager of the WKWMA. Residential use near the plant generally is rural residential and includes agricultural activities. However, more urban residential use occurs in the villages of Heath, Grahamville, and Kevil, which are within 3 miles of DOE property boundaries. The closest major urban area is the municipality of Paducah, Kentucky, which has a population of approximately 28,000 and is approximately 10 miles from PGDP. Other municipalities in the region near PGDP are Cape Girardeau, Missouri, which is approximately 40 miles west of the plant, and the cities of Metropolis and Joppa, Illinois, which are across the Ohio River from PGDP. Total population within a 40-mile radius of the plant is approximately 500,000 people, with about 50,000 people living within 10 miles, based on 1990 census data. The population of McCracken County, in which PGDP lies, is estimated at 63,000 people.

In the area near PGDP and in western Kentucky in general, the economy has historically been agriculturally based; however, industry has increased in recent years. The PGDP is a major employer with approximately 1,800 workers. Another major employer near the PGDP is the TVA Shawnee Steam Plant, which employs approximately 500 individuals.

3.3 IDENTIFICATION OF EXPOSURE PATHWAYS

Exposure pathways describe how a contaminant travels from its source to an individual. A complete exposure pathway includes all links between the source and the exposed population. That is, a complete pathway consists of the source of release, a mechanism of release, a transport medium, a point of potential human contact, and an exposure route. Sources of release, mechanisms of release, and transport media are discussed completely in the GWOU FS report. Therefore, the following discussions focus on points of potential human contact, types of receptors, and exposure routes.

3.3.1 Points of Human Contact – Land Use Considerations

As discussed earlier, the current land uses in the GWOU areas can be expected to continue into the foreseeable future. Therefore, all land uses discussed previously are included in the BHHRA to provide risk managers with a range of risk estimates that can be used in decision-making. Additionally, because it is not possible to identify specific locations where an individual may gain access to groundwater under future conditions, the BHHRA estimates risks under each of the uses in each of the areas. (Note that an uncertainty analysis in Sect. 6 takes this a step further by assessing risk from samples taken from individual stations.) Finally, because the depth of future wells cannot be determined, separate risk estimates are developed for each of the depth of sampling classifications (e.g., UCRS, RGA, McNairy Formation).

To simplify this assessment, it was assumed that residents are the individuals most likely to partake in recreational activities at and near the PGDP. That is, in addition to exposure from rural residential activities, a resident may also be exposed during frequent recreational activities. This assumption means that it is possible that the exposure to a rural resident may be greater than that reported later if the rural resident also receives exposure through the recreational routes of exposure. To address this issue, the reader may wish to combine the exposure values from the recreational user scenario with those from the rural resident scenario.

3.3.2 Potential Receptor Populations

As noted above, the receptor populations are industrial workers, rural residents, and recreational users under current conditions and under potential future conditions. Within these broad categories, rural residents contain age cohorts that need to be considered (Methods Document). For rural residents, the cohorts considered are children (aged 1 to 7) and older individuals (termed adults in this assessment). The rural resident population may also contain sensitive subpopulations such as pregnant women, young children (aged 0 to 1), the elderly, and the infirm. In this assessment, exposure to these subpopulations is not quantified because much of the information that is needed is not available; however, these subpopulations are considered qualitatively in the uncertainty discussion included in this assessment. Recreational users also have age cohorts that need to be considered (Methods Document). For the recreational user, the cohorts are children (aged 1 to 7), teens (aged 8 to 20), and adults (older than 20).

3.3.3 Delineation of Exposure Points/Exposure Routes

As discussed, human health risks are assessed by determining exposure points and exposure routes. Exposure points are locations where human receptors can contact contaminated media. Exposure routes are the processes by which human receptors contact contaminated media. The exposure routes considered during the exposure assessment per agreement with the regulatory agencies (Methods Document) are listed in the following paragraphs. This material also presents reasons for selecting or not selecting each exposure route for each of the potentially exposed populations. Note that not all exposure routes presented in the following list are quantitatively evaluated in the BHHRA; after extensive review of all possible exposure routes, only the probable exposure routes are quantified in the BHHRA.

- Ingestion of water while using groundwater as a drinking water source. Residential and industrial use of groundwater is common in western Kentucky. Potential receptors for this pathway are rural residents and industrial workers.
- Inhalation of volatile constituents (i.e., vapors) emitted while using groundwater. As noted previously, residential and industrial use of groundwater is common in western Kentucky. Rural residents and industrial workers are potential receptors for this exposure route.
- Dermal contact with groundwater while showering. As noted earlier, residential and industrial use of groundwater is common in western Kentucky. Rural residents and industrial workers are potential receptors for this exposure route.
- External exposure to ionizing radiation emitted by contaminants in groundwater while showering. As noted previously, residential and industrial use of groundwater is common in western Kentucky. Rural residents and industrial workers are potential receptors for this exposure route.
- Inhalation of volatile organic compounds (i.e., vapors) during irrigation with contaminated groundwater. In the Midwest, irrigation of farmland with groundwater using center pivot irrigation is common. Rural residents are potential receptors for this exposure route.
- Incidental ingestion of contaminated soil (soil and waste). Industrial processes at the PGDP have contaminated the soil. Recreational users may ingest soil while recreating, and residents may ingest soil while gardening. Industrial workers may ingest soil while working outdoors, and excavation workers may ingest soil while digging. Recreational users, rural residents, industrial workers, and excavation workers are potential receptors for this exposure route.

- Dermal contact with contaminated soil (soil and waste). Industrial processes at the PGDP have contaminated the soil. Recreational users may get soil on their skin while recreating, and residents may get soil on their skin while gardening. Industrial workers may get soil on their skin while working outdoors, while excavation workers may get soil on their skin while digging. Recreational users, rural residents, industrial workers, and excavation workers are potential receptors for this exposure route.
- Inhalation of particulates emitted from contaminated soil (soil and waste). Industrial processes at the PGDP have contaminated the soil, and this soil may release particulates to the air when the soil is dry and disturbed. Recreational users may inhale these particulates while recreating, and residents may inhale these particulates while gardening. Industrial workers may inhale these particulates while working outdoors, and excavation workers may inhale these particulates while digging. Recreational users, rural residents, industrial workers, and excavation workers are potential receptors for this exposure route.
- Inhalation of volatile constituents (i.e., vapors) emitted from contaminated soil (soil and waste). Industrial processes at the PGDP have contaminated the soil. Some of these contaminants may be volatile and released to the air as vapors. Recreational users may inhale these vapors while recreating, and residents may inhale these vapors while gardening. Industrial workers may inhale these vapors while working outdoors, and excavation workers may inhale these vapors while digging. Recreational users, rural residents, industrial workers, and excavation workers are potential receptors for this exposure route.
- External exposure to ionizing radiation emitted from contaminated soil (soil and waste). Industrial processes at the PGDP have contaminated the soil. Radionuclides present in contaminated soil will, in turn, undergo decay and emit ionizing radiation. Recreational users may be exposed to this ionizing radiation while recreating, and residents may be exposed to it while gardening. Industrial workers may be exposed to the ionizing radiation while working outdoors, and excavation workers may be exposed to it while digging. Recreational users, rural residents, industrial workers, and excavation workers are potential receptors for this exposure route.
- Incidental ingestion of water while swimming in privately owned fishponds filled with groundwater. Construction of fishponds was determined to be a viable future agriculture land use after the Agriculture Extension Agents for Ballard and McCracken counties noted that “pay-to-fish” lakes filled with groundwater exist in Ballard County and that the Agriculture Extension office has actively promoted the construction of commercial ponds. (See Sect. 2 of Appendix 5 of the Methods Document.) Although the agents disagreed how profitable this form of farming could be in western Kentucky, the presence of “pay-to-fish” lakes filled with groundwater in Ballard County indicates that aquaculture is a viable alternative rural residential land use in the study area. Because open bodies of water are often attractive for recreation, swimming and wading in these ponds by residents is reasonable. Incidental ingestion of water could occur during swimming. Rural residents are potential receptors for this exposure route.
- Dermal contact with water while swimming or wading in privately owned fishponds filled with groundwater. The rationale for considering ponds is presented in the previous paragraph. In addition, recreational use of these ponds by residents may reasonably be expected to occur. During recreational use (e.g., swimming or wading), dermal contact with water could occur. Rural residents are potential receptors for this exposure route.
- Incidental ingestion of sediment while swimming or wading in privately owned fishponds filled with groundwater. The rationale for considering ponds is presented previously. In addition, recreational use of these ponds by residents may reasonably be expected to occur. During recreational activities, incidental ingestion of sediment contaminated by constituents in groundwater is possible. Rural residents are potential receptors for this exposure route.

- External exposure to ionizing radiation emitted by contaminants in groundwater while swimming or wading in privately owned fish ponds filled with groundwater. The rationale for considering ponds is presented previously. During use of these ponds by residents, exposure to ionizing radiation emitted by radionuclides in water could occur. Rural residents are potential receptors for this exposure route.
- External exposure to ionizing radiation emitted by contaminants in sediment while swimming or wading in privately owned fish ponds filled with groundwater. The rationale for considering ponds is presented previously. During use of these ponds by residents, exposure to ionizing radiation emitted by radionuclides in groundwater and sediment could occur. Rural residents are potential receptors for this exposure route.
- Consumption of fish raised in privately owned fish ponds filled with groundwater. The fish raised in ponds would be exposed to contaminants in groundwater and may accumulate some contaminants in their edible tissues. These fish, caught in either a “pay-to-fish” or a commercial pond by residents, could reasonably be expected to be consumed. Recreational users (i.e., visitors) and rural residents are potential receptors for this exposure route.
- Incidental ingestion of surface water in creeks or ponds. Open bodies of water, such as Bayou Creek or settling ponds, are attractive for recreation (e.g., swimming and wading) and must be maintained. Contaminants may migrate from the PGDP through groundwater to these areas. Recreational users and industrial workers are potential receptors for this exposure route.
- Dermal contact with surface water while swimming or wading in creeks or ponds. Open bodies of water, such as Bayou Creek or settling ponds, are attractive for recreation (e.g., swimming and wading) and must be maintained. Contaminants may migrate from the PGDP through groundwater to these areas. Recreational users and industrial workers are potential receptors for this exposure route.
- Incidental ingestion of sediment while swimming or wading in creeks or ponds. Open bodies of water, such as Bayou Creek or settling ponds, are attractive for recreation (e.g., swimming and wading) and must be maintained. Contaminants may migrate from the PGDP to these areas through groundwater. Recreational users and industrial workers are potential receptors for this exposure route.
- External exposure to ionizing radiation emitted by contaminants in surface water while swimming or wading in creeks or ponds. Open bodies of water, such as Bayou Creek or settling ponds, are attractive for recreation (e.g., swimming and wading) and must be maintained. Contaminants may migrate from the PGDP to these areas through groundwater. Recreational users and industrial workers are potential receptors for this exposure route.
- External exposure to ionizing radiation emitted by contaminants in sediment while swimming or wading in creeks or ponds. Open bodies of water, such as Bayou Creek or settling ponds, are attractive for recreation (e.g., swimming and wading) and must be maintained. Contaminants may migrate from the PGDP to these areas through groundwater. Recreational users and industrial workers are potential receptors for this exposure route.
- Consumption of fish taken from creeks and ponds containing contaminated surface water. Fish living in Bayou Creek or settling ponds may accumulate contaminants in surface water in their edible tissues. Contaminants may migrate from the PGDP to these areas through groundwater. Recreational users and residents may catch and consume fish from the potentially impacted surface water bodies. Potential receptors for this route of exposure are recreational users.

- Consumption of vegetables and produce raised in contaminated soil (soil and waste). As noted in Sect. 2 of Appendix 5 of the Methods Document, crop farming and gardening are common activities near the PGDP, and this land use pattern may be expanded to the PGDP area in the future after the industrial infrastructure is removed. Because industrial use of the PGDP has contaminated soil, plants raised in this soil may, in turn, accumulate these contaminants. Finally, humans may consume this contaminated produce. Potential receptors for this route of exposure are rural residents.
- Consumption of beef from cattle contaminated by consuming vegetation (pasture and concentrates) irrigated with groundwater, consuming soil (soil and waste) contaminated through irrigation or industrial use while on pasture, and drinking groundwater. During interviews, Agriculture Extension Agents for Ballard and McCracken counties indicated that small-scale cow-calf operations are common in western Kentucky. (See Sect. 2 of Appendix 5 of the Methods Document.) They further noted that slaughtering feeder cattle for home consumption is common. Beef may be contaminated by incidental ingestion of soil while on pasture, by consumption of contaminated vegetation (pasture and concentrate), and by ingestion of contaminated groundwater. Residents may eat this beef. Therefore, potential receptors for this route of exposure are rural residents.
- Consumption of dairy products (i.e., milk) from cows contaminated by consuming vegetation (pasture or concentrates) irrigated with groundwater, consuming soil (soil and waste) contaminated through industrial use while on pasture, and drinking groundwater. During interviews, Agriculture Extension Agents for Ballard and McCracken counties noted that dairy farming still occurs in their counties. (See Sect. 2 of Appendix 5 of the Methods Document.) Furthermore, the agents stated that these cattle are fed stored feed and are allowed to graze on pasture. As noted previously, the soil at the PGDP is contaminated, and the vegetation may become contaminated. Therefore, dairy cattle raised at the PGDP after the industrial infrastructure is removed may become contaminated through incidental ingestion of soil while on pasture, consumption of contaminated vegetation, and ingestion of contaminated groundwater. Residents could in turn consume products made from milk from these cows. Therefore, potential receptors for this route of exposure are rural residents.
- Consumption of poultry (chickens and turkeys) given groundwater to drink. During interviews, Agriculture Extension Agents for Ballard and McCracken counties noted that commercial broiler production did occur in their counties but not near PGDP. (See Sect. 2 of Appendix 5 of the Methods Document.) (Home flocks for both meat and eggs were noted as being uncommon.) Furthermore, they stated that broilers were fed bought (not locally raised) feed, that normal resident time in poultry houses was 2 months, and that commercial distribution of the product occurs. However, the agents did note that the birds are most likely watered with groundwater. Therefore, broilers may become contaminated through ingestion of contaminated groundwater. For this exposure assessment, the receptor assumed to consume the contaminated poultry is the rural resident.
- Consumption of pork from swine fed contaminated feed and water with groundwater. During interviews, Agriculture Extension Agents for Ballard and McCracken counties noted that both large commercial and small hog farms exist in their counties. (See Section 2 of Appendix 5 of the Methods Document.) Furthermore, they indicated that swine on both types of farms were fed locally raised feed and, on the smaller farms, that farm-raised pork was consumed by farmers. Therefore, any swine raised may be contaminated through consumption of contaminated feed and groundwater, and rural residents may eat this pork. Therefore, rural residents are potential receptors for this pathway.
- Consumption of game contaminated by consumption of vegetation grown in contaminated soil (soil and waste) and ingestion of groundwater. As indicated in the Methods Document and discussed earlier, the taking of game is common around the study area. Potential game species include deer, rabbits, ducks, geese, quail, and wild turkey. Each of these species may be contaminated by

consumption of contaminated vegetation, soil, or groundwater. Potential receptors for this route of exposure are recreational users.

As demonstrated above, a total of 28 routes of exposure, including those that consider biota, are possible for the PGDP area. However, not all of these routes are quantified in this assessment. The routes that are quantified and the number of the table in which the equation used to quantify each route is presented, is in the [Exhibit 3.2](#). Note that the list in [Exhibit 3.2](#) does not include when and where exposure may occur.

Exhibit 3.2. Exposure routes quantified in the GWOU baseline human health risk assessment

Exposure Route	Table^a
Industrial Worker	
Ingestion of groundwater while using groundwater as a drinking water source	Table 3.2
Dermal contact with groundwater while showering	Table 3.3
Inhalation of vapors emitted by groundwater while showering	Table 3.4
Recreational User	
Incidental ingestion of water while swimming in a pond filled with groundwater	Table 3.5
Dermal contact with water while wading in a pond filled with groundwater	Table 3.6
Dermal contact with water while swimming in a pond filled with groundwater	Table 3.7
Consumption of fish raised in ponds filled with groundwater	Table 3.8
Consumption of venison using ponds filled with groundwater as a drinking water source	Table 3.9
Consumption of rabbit using ponds filled with groundwater as a drinking water source	Table 3.10
Consumption of quail using ponds filled with groundwater as a drinking water source	Table 3.11
Rural Residential Use	
Ingestion of water while using groundwater as a drinking water source	Table 3.12
Dermal contact with groundwater while showering	Table 3.13
Inhalation of vapors in groundwater while showering	Table 3.14
Inhalation of vapors in groundwater during household use	Table 3.15
Consumption of vegetables irrigated with groundwater	Table 3.16
Consumption of beef watered with groundwater	Table 3.17
Consumption of milk from cattle watered with groundwater	Table 3.18
Consumption of chicken watered with groundwater	Table 3.19
Consumption of eggs from chickens watered with groundwater	Table 3.20
Consumption of pork from swine watered with groundwater	Table 3.21
Consumption of turkey watered with groundwater	Table 3.22

^a Table in App. A where equation and exposure parameters are displayed.

As noted above, there are several potential routes of exposure that are not quantified in this assessment. The exposure routes not quantified, and the reasons they were not selected are presented in the following discussions. Note that this information is summarized in Table 3.1.

No routes of exposure for exposure to soil or sediment were quantitatively assessed in this BHHRA because groundwater was the only medium of concern for this assessment. Sampling results for contaminated soils and sediments were not included in this BHHRA because such work would have required the assessment of individual source units, and this work has already been performed as summarized in Sect. 1 or will be performed as part of the forthcoming Surface Water, Soils, or Burial Grounds Operable Unit BHHRA (SWOU, SOU, and BGOU, respectively). Future estimated soil and sediment contaminant concentrations from groundwater use (e.g., accretion of soil contamination via irrigation or sediment contamination via discharge to surface water) were not included because such results were deemed to add little beyond that achieved by assessing risk from direct contact with water or indirect contact through biota consumption. However, it should be recognized that cumulative risks from exposure to

contaminated soil at sources of contamination and groundwater below these sources would lead to greater risks for all current and hypothetical future receptors. This uncertainty is discussed further in Sect. 6.

All previously listed direct contact exposure routes for groundwater were assessed in this BHHRA except inhalation of vapors during irrigation by a rural resident and external exposure to ionizing radiation during exposure to water. The first route was not quantified for two reasons. First, a qualitative evaluation in *Baseline Risk Assessment and Technical Investigation Report for the Northwest Dissolved Phase Plume, Paducah Gaseous Diffusion Plant* (DOE 1994c) indicated that the volume of air in which mixing could occur out of doors resulted in potential intakes that were very small and insignificant compared to those from ingestion. Second, the determination was made that the potential importance of vapor emission could be more conservatively estimated using the indoor pathways (i.e., inhalation of vapors while using groundwater in a shower and during household use). The second route was not quantified because water would provide shielding against ionizing radiation preventing a significant dose at concentration seen in groundwater considered in the GWOU BHHRA.

All previously listed direct contact to surface water exposure routes were assessed for the recreational user. In addition, all previously listed exposure routes for biota were assessed for the water contribution component. This was done by assuming that groundwater was used to fill recreational ponds and that biota used water from these ponds as a water supply. Note that these pond scenarios were also used as a surrogate for exposure at potential discharge points along creeks or to ponds (i.e., mixing with surface water at discharge points was not considered). No exposure routes were quantitatively assessed involving residential exposure to surface water or industrial worker exposure to surface water. These routes were not assessed because it was considered that the recreational user rate of contact would be higher and provide the information needed to make appropriate risk management decisions.

3.3.4 Development of Conceptual Site Models

Using the information presented in the previous subsections, a conceptual site model was developed for the GWOU. This conceptual site model (Fig. 3.4) illustrates all sources, pathways of migration, and routes of exposure for each potential receptor. This conceptual site model is common to all areas.

3.3.5 Calculation of Representative Exposure Concentrations of COPCs

The representative exposure concentrations of COPCs in each medium under current conditions for each area were determined before the intake models presented in Subsect. 3.3.3 were used to calculate the chronic daily intakes used in the risk calculations. The concentrations for COPCs in groundwater are presented in Table 3.23. The program used to calculate these values is SAS[®] Program 3 in Attachment 3 of this volume.

In all cases, the representative exposure concentration for a COPC within a medium was the lesser of the maximum detected concentration of the COPC in the medium and the upper 95% confidence limit on the arithmetic mean [95% upper confidence limit (UCL)] concentration of the COPC in the medium (EPA 1992a, Methods Document). In deriving the 95% UCL concentrations for COPCs expected to be present at the GWOU and its areas (e.g., TCE and its degradation products, uranium isotopes), the surrogate concentration used for samples in which the COPC was not detected was the detection limit of the COPC in the medium. For COPCs not expected to be present at the GWOU, the surrogate concentration used when calculating the 95% UCL concentration for samples in which the COPC was not detected was one-half the detection limit of the COPC in the medium. After surrogate concentrations were assigned and before calculating the representative concentration, the form of the distribution of the concentrations for each COPC within a medium was determined. In this analysis, the two distribution forms against which data were compared were the normal distribution and the log-normal distribution (EPA 1992a). The test

used for the comparisons was the W-test contained in the Univariate Procedure of SAS[®] (SAS 1990). If data were determined to be normally distributed, the following equation was used to calculate the 95% UCL (EPA 1992a, Methods Document).

$$95\% \text{ UCL} = \bar{X} + \left[t \times \left(\frac{s}{\sqrt{n}} \right) \right]$$

where:

95% UCL is the upper 95% confidence limit on the mean,
X is the arithmetic mean,
t is the Student's-t value for the appropriate number of degrees of freedom,
s is the standard deviation of the sample data,
n is the number of observations.

If data were determined to be log-normally distributed, the following equation was used to calculate the 95% UCL (EPA 1992a).

$$95\% \text{ UCL} = e^{\left[\bar{X} + (0.5 \times s^2) + \left(\frac{s \times H}{\sqrt{n-1}} \right) \right]}$$

where:

95% UCL is the upper 95% confidence limit on the mean,
e is the base of the natural log,
X is the arithmetic mean of the log transformed values,
s² is the variance of the log transformed sample data,
H is the H-statistic,
n is the number of observations.

After the 95% UCL concentration of the COPC was determined, this value was compared to the maximum detected concentration of the COPC. As noted above, the representative concentration of each COPC in each medium was the lessor of the maximum detected concentration and the appropriate 95% UCL concentration. (The lessor of the maximum detected concentration and the 95% UCL were used to remain consistent with guidance in the Methods Document.)

To determine the representative concentrations of COPCs in biota, the models in Tables 3.24 to 3.34 were used. These tables present the models and the values of the input parameters. Chemical-specific parameters called out in these tables, such as biotransfer factors, are in Table 3.35. Finally, Table 3.36 presents the representative concentrations of COPCs in biota derived using these models. Note that in some cases data were not available to complete the biota modeling as indicated by the lack of values for some biota in Table 3.36.

3.4 QUANTIFICATION OF EXPOSURE

Using the human exposure models presented in Sect. 3.3.3, the conceptual site model presented in Sect. 3.3.4, and the representative exposure concentrations and uptake models discussed in Sect. 3.3.5, chronic daily intakes (CDIs) for each of the COPCs were determined. The program used to calculate the chronic daily intakes is Program 8 as described in Attachment 3; these CDIs are presented in Tables 3.37 to 3.46b. In this presentation, the CDIs used to estimate systemic toxicity (i.e., noncarcinogenic effects)

are presented first, and the CDIs used to estimate ELCR follow. Within each of these broad classifications, CDIs are presented by area, exposure route, depth classification, and exposure route. The direct contact exposure routes are presented separately from the biota consumption exposure routes for convenience.

3.5 SUMMARY OF EXPOSURE ASSESSMENT

The medium available for contact in the GWOU area is groundwater. Under current conditions, groundwater is not used within any of the GWOU areas. However, industrial land use characterizes Areas a through d and parts of Areas e through k, and rural residential and recreational land uses characterize most of Areas e through k. Under future conditions, potential human receptors for groundwater for all areas are industrial workers, recreational users (children, teens, and adults), and rural residents (children and adults).

Under future conditions, several potential routes of exposure exist. Routes quantified for the industrial worker are ingestion of groundwater, dermal contact with groundwater while showering, and inhalation of volatile compounds emitted by groundwater while showering. Routes quantified for the recreational user are incidental ingestion of water while swimming in a pond filled with groundwater, dermal contact with water while wading in a pond filled with groundwater, dermal contact with water while swimming in a pond filled with groundwater, consumption of venison ingesting water from a pond filled with groundwater as a sole drinking water source, consumption of rabbit ingesting water from a pond filled with groundwater as a sole drinking water source, consumption of quail ingesting water from a pond filled with groundwater as a sole drinking water source, and consumption of fish raised in a pond filled with groundwater. Routes quantified in the rural resident are ingestion of groundwater as a drinking water source, dermal contact with groundwater while showering, inhalation of vapors emitted by groundwater while showering, inhalation of vapors emitted by groundwater during household use, consumption of vegetables irrigated with groundwater, and consumption of beef, milk, chicken, turkey, pork, and eggs raised with groundwater as a sole drinking water source.

THIS PAGE INTENTIONALLY LEFT BLANK

4. TOXICITY ASSESSMENT

4.1 INTRODUCTION

This section summarizes the potential toxicological effects of the COPCs on exposed populations. Many of the toxicological effect summaries and most of the toxicity values in this section (except lead and a few others) were obtained from information drawn from http://risk.lsd.ornl.gov/tox/rap_toxp.htm. This website (DOE 1998a) is the Risk Assessment Information System (RAIS) prepared by the Toxicology and Risk Analysis Section of Oak Ridge National Laboratory (ORNL) for DOE. This site is a compilation of toxicity values taken from EPA's most recent IRIS database (EPA 1998a) and the HEAST database (EPA 1998b). For those chemicals not profiled in the RAIS, a brief summary of information drawn from Agency for Toxic Substances and Disease Registry (ATSDR) or other library research sources is included in this section. Note that the last paragraph of each profile contains the toxicity values used in this BHHRA. Complete toxicity profiles for TCE, 1,2-dichloroethene, and vinyl chloride and website addresses where complete toxicity profiles for other COCs can be found are provided in Attachment 4.

The toxicity information considered in the assessment of potential carcinogenic risks includes (1) a weight-of-evidence classification and (2) a slope factor. The weight-of-evidence classification qualitatively describes the likelihood that an agent is a human carcinogen, based on the available data from animal and human studies. A chemical may be placed in one of three groups to indicate its potential for carcinogenic effects: Group A, a known human carcinogen; Group B, a probable human carcinogen; and Group C, a possible human carcinogen. (The reader should note that Group B is divided into Subgroups B1 and B2. Assignment of a chemical to Subgroup B1 indicates that the judgment that the chemical is a probable human carcinogen is based on limited human data; assignment of a chemical to Subgroup B2 indicates that the judgment that the chemical is a probable human carcinogen is based on animal data because human data are lacking or inadequate.) Chemicals that cannot be classified as human carcinogens because of a lack of data are categorized in Group D, and those for which there is evidence of noncarcinogenicity in humans are categorized in Group E.

The slope factor for chemicals is defined as a plausible upperbound estimate of the probability of a response (i.e., development of cancer) per unit intake of a chemical over a lifetime (RAGS). Slope factors are specific for each chemical and route of exposure. Slope factors are currently available for ingestion and inhalation pathways. The slope factors used for oral and inhalation routes of exposure for the COPCs considered in this report are shown in Table 4.1.

Toxicity values used in risk calculations also include the chronic RfD that is used to estimate the potential for systemic toxicity or noncarcinogenic risk. The chronic RfD is defined as "an estimate of a daily exposure level for the human population, including sensitive subpopulations, that is likely to be without an appreciable risk of deleterious effects during a lifetime" (RAGS). RfD values are specific to the route of exposure. The RfDs used for oral and inhalation routes of exposure for the COPCs considered in this report are presented in Table 4.2.

For the dermal routes of exposure (e.g., dermal exposure to contaminated water during swimming, wading, or bathing), it is necessary to consider the absorbed dose received by a receptor. This is reflected by the addition of an absorption coefficient in the equations used to calculate the chronic daily intake for these pathways. Because the chronic daily intake is expressed as an absorbed dose, it is necessary to use RfDs and slope factors that are also expressed in terms of absorbed dose. Currently, EPA has not produced lists of RfDs and slope factors based on absorbed dose. However, EPA has produced guidance concerning the estimation of absorbed dose RfDs and slope factors from administered dose RfDs and slope factors. This guidance is found in *Risk Assessment Guidance for Superfund, Volume I: Human*

Health Evaluation Manual, Supplemental Guidance, Dermal Risk Assessment, Interim Guidance (EPA 1992b). It states that to convert an administered dose slope factor to an absorbed dose slope factor, the administered dose slope factor is divided by the gastrointestinal absorption efficiency of the contaminant. Alternatively, to convert an administered dose RfD to an absorbed dose RfD, the administered dose RfD is multiplied by the gastrointestinal absorption efficiency of the contaminant. The absorbed dose slope factors and RfDs and the information used in their derivation are presented in Tables 4.3 and 4.4, respectively.

4.2 INORGANIC COMPOUNDS

4.2.1 Aluminum (CAS 000742-90-05) (RAIS)

Aluminum is a silver-white flexible metal with a vast number of uses. It is poorly absorbed and efficiently eliminated by the human body; however, when absorption does occur, aluminum is distributed mainly in bone, liver, testes, kidneys, and brain.

Aluminum may be involved in Alzheimer's disease (dialysis dementia) and in Amyotrophic Lateral Sclerosis and Parkinsonism-Dementia Syndromes of Guam (Guam ALS-PD complex). Aluminum content of brain, muscle, and bone increases in Alzheimer's patients. Neurofibrillary tangles (NFTs) are found in patients suffering from aluminum encephalopathy and Alzheimer's disease. Symptoms of "dialysis dementia" include speech disorders, dementia, convulsions, and myoclonus. People of Guam and Rota have an unusually high incidence of neurodegenerative diseases. The volcanic soil in the region of Guam, where the high incidence of ALS-PD occurs, contains high levels of aluminum and manganese. Neurological effects have also been observed in rats orally exposed to aluminum compounds.

The respiratory system appears to be the primary target following inhalation exposure to aluminum. Alveolar proteinosis has been observed in guinea pigs, rats, and hamsters exposed to aluminum powders. Rats and guinea pigs exposed to aluminum chlorohydrate exhibited an increase in alveolar macrophages, increased relative lung weight, and multifocal granulomatous pneumonia.

No decrease in reproductive capacity, hormonal abnormalities, or testicular histopathology was observed in male rats exposed to aluminum in drinking water for 90 days.

However, male rats exposed to aluminum (as aluminum chloride) via gavage for 6 months exhibited decreased spermatozoa counts and sperm motility, and testicular histological and histochemical changes.

Male rats exposed to drinking water containing aluminum (as aluminum potassium sulfate) for a lifetime exhibited increases in unspecified malignant and nonmalignant tumors, and similarly exposed female mice exhibited an increased incidence of leukemia. Rats and guinea pigs exposed via inhalation to aluminum chlorohydrate developed lung granulomas, while granulomatous foci developed in similarly exposed male hamsters.

Subchronic and chronic RfDs and RfCs have not been officially released by EPA in IRIS or HEAST. In addition, EPA has not evaluated aluminum or its compounds for carcinogenicity, and a weight-of-evidence classification is currently not assigned. Therefore, toxicity values from IRIS or HEAST or values withdrawn from IRIS or HEAST are not available for use in the BHHRA. However, a chronic oral RfD for aluminum, 1.00 mg/(kg × day), was found in the RAIS. A chronic inhalation RfD was not found. However, because aluminum appears to have a whole body effect, a value of 1.00 mg/(kg × day) was used as the extrapolated inhalation RfD in the uncertainty discussion in Sect. 6. Similarly, a chronic absorbed RfD was not found; however, a gastrointestinal absorption factor of 10% was estimated in the RAIS. Therefore, an absorbed dose RfD of 1.00×10^{-1} mg/(kg × day) was used for dermal exposure.

4.2.2 Antimony (CAS 007440-36-0) (RAIS)

Antimony (Sb) is a naturally occurring metal that is used in various manufacturing processes. It exists in valence states of 3 and 5. Antimony is a common urban air pollutant. Exposure to antimony may be via inhalation, oral, and dermal routes.

Antimony is sparingly absorbed following ingestion or inhalation. Both gastrointestinal and pulmonary absorption are a function of compound solubility. Antimony is transported in the blood, its distribution varying among species and dependent on its valence state. Antimony is not metabolized but may bind to macromolecules and react covalently with sulfhydryl and phosphate groups. Excretion of antimony is primarily via the urine and feces and is also dependent upon valence state.

Acute oral exposure of humans and animals to high doses of antimony or antimony-containing compounds (antimonials) may cause gastrointestinal disorders (vomiting, diarrhea), respiratory difficulties, and death at extremely high doses. Subchronic and chronic oral exposure may affect hematologic parameters. Long-term exposure to high doses of antimony or antimonials has been shown to adversely affect longevity in animals. Limited data suggest that prenatal and postnatal exposure of rats to antimony interferes with vasomotor responses.

Acute inhalation exposure of humans may cause gastrointestinal disorders (probably due to ingestion of airborne antimony). Exposure of animals to high concentrations of antimony and antimonials (especially stibine gas) may result in pulmonary edema and death. Long-term occupational exposure of humans has resulted in electrocardiac disorders, respiratory disorders, and possibly increased mortality. Antimony levels for these occupational exposure evaluations ranged from 2.2 to 11.98 mg Sb/m³. Based on limited data, occupational exposure of women to metallic antimony and several antimonials has reportedly caused alterations in the menstrual cycle and an increased incidence of spontaneous abortions. Reproductive dysfunction has been demonstrated in rats exposed to antimony trioxide.

No data were available indicating that dermal exposure of humans to antimony or its compounds results in adverse effects. However dermal application of high doses of antimony oxide (1,584 mg Sb/kg) resulted in the death of rabbits within one day. Eye irritation due to exposure to stibine gas and several antimony oxides has been reported for humans.

The primary target organ for acute oral exposure to antimony appears to be the gastrointestinal tract (irritation, diarrhea, vomiting) and targets for long-term exposure are the blood (hematological disorders) and liver (mild hepatotoxicity). Inhalation exposure to antimony affects the respiratory tract (pneumoconiosis, restrictive airway disorders), with secondary targets being the cardiovascular system (altered blood pressure and electrocardiograms) and kidneys (histological changes). Only limited evidence exists for reproductive disorders due to antimony exposure.

Although some data indicate that long-term exposure of rats to antimony trioxide and trisulfide increased the incidence of lung tumors, the EPA has not evaluated antimony or antimonials for carcinogenicity and a Weight-of-Evidence classification is currently unavailable.

The EPA has calculated subchronic and chronic oral RfDs of 4.00×10^{-4} mg/(kg × day) based on decreased longevity and alteration of blood chemistry in rats chronically exposed to potassium antimony tartrate in drinking water. A chronic absorbed RfD of 8.00×10^{-6} was calculated from the oral dose assuming a gastrointestinal absorption factor of 2%. A chronic inhalation RfD was not found. However, because antimony appears to have whole body effects, the chronic oral RfD [4.00×10^{-4} mg/(kg × day)] will be used as a surrogate for the inhalation RfD in the uncertainty discussion in Sect. 6. Although some data indicate that long-term exposure of rats to antimony trioxide and trisulfide increased the incidence of

lung tumors, the EPA has not evaluated antimony or antimonials for carcinogenicity, and a weight-of-evidence classification is currently unavailable.

4.2.3 Arsenic (CAS 007440-38-2) (RAIS)

The toxicity of inorganic arsenic (As) depends on its valence state (-3, +3, or +5), and also on the physical and chemical properties of the compound in which it occurs. Trivalent (As+3) compounds are generally more toxic than pentavalent (As+5) compounds, and the more water soluble compounds are usually more toxic and more likely to have systemic effects than the less soluble compounds, which are more likely to cause chronic pulmonary effects if inhaled. One of the most toxic inorganic arsenic compounds is arsine gas (AsH₃). It should be noted that laboratory animals are generally less sensitive than humans to the toxic effects of inorganic arsenic. In addition, in rodents the critical effects appear to be immunosuppression and hepato-renal dysfunction, whereas in humans the skin, vascular system, and peripheral nervous system are the primary target organs.

Water soluble inorganic arsenic compounds are absorbed through the G.I. tract (>90%) and lungs; distributed primarily to the liver, kidney, lung, spleen, aorta, and skin; and excreted mainly in the urine at rates as high as 80% in 61 hr following oral dosing. Pentavalent arsenic is reduced to the trivalent form and then methylated in the liver to less toxic methylarsinic acids.

Symptoms of acute inorganic arsenic poisoning in humans are nausea, anorexia, vomiting, epigastric and abdominal pain, and diarrhea. Dermatitis (exfoliative erythroderma), muscle cramps, cardiac abnormalities, hepatotoxicity, bone marrow suppression and hematologic abnormalities (anemia), vascular lesions, and peripheral neuropathy (motor dysfunction, paresthesia) have also been reported.

Oral doses as low as 20-60 g/kg/day have been reported to cause toxic effects in some individuals. Severe exposures can result in acute encephalopathy, congestive heart failure, stupor, convulsions, paralysis, coma, and death. The acute lethal dose to humans has been estimated to be about 0.6 mg/kg/day. General symptoms of chronic arsenic poisoning in humans are weakness, general debility and lassitude, loss of appetite and energy, loss of hair, hoarseness of voice, loss of weight, and mental disorders. Primary target organs are the skin (hyperpigmentation and hyperkeratosis), nervous system (peripheral neuropathy) and vascular system. Anemia, leukopenia, hepatomegaly, and portal hypertension have also been reported. In addition, possible reproductive effects include a high male to female birth ratio.

In animals, acute oral exposures can cause gastrointestinal and neurological effects. Oral LD₅₀ values range from about 10 to 300 mg/kg. Low subchronic doses can result in immunosuppression, and hepato-renal effects. Chronic exposures have also resulted in mild hyperkeratosis and bile duct enlargement with hyperplasia, focal necrosis, and fibrosis. Reduction in litter size, high male/female birth ratios, and fetotoxicity without significant fetal abnormalities occur following oral exposures; however, parenteral dosing has resulted in exencephaly, encephaloceles, skeletal defects, and urogenital system abnormalities.

Acute inhalation exposures to inorganic arsenic can damage mucous membranes, cause rhinitis, pharyngitis and laryngitis, and result in nasal septum perforation. Chronic inhalation exposures, such as that occurring in the workplace, can lead to rhino-pharyngo-laryngitis, tracheobronchitis; dermatitis, hyperpigmentation, and hyperkeratosis; leukopenia; peripheral nerve dysfunction as indicated by abnormal nerve conduction velocities; and peripheral vascular disorders as indicated by Raynaud's syndrome and increased vasospastic reactivity in fingers exposed to low temperatures. Higher rates of cardiovascular disease have also been reported in some arsenic-exposed workers. Possible reproductive effects include a high frequency of spontaneous abortions and reduced birth weights. Arsine gas (AsH₃), at concentrations as low as 3-10 ppm for several hours, can cause toxic effects. Hemolysis, hemoglobinuria, jaundice, hemolytic anemia, and necrosis of the renal tubules have been reported in exposed workers.

Animal studies have shown that inorganic arsenic, by intratracheal instillation, can cause pulmonary inflammation and hyperplasia, lung lesions, and immunosuppression. Long-term inhalation exposures have resulted in altered conditioned reflexes and central nervous system (CNS) damage. Reductions in fetal weight and in the number of live fetuses, and increases in fetal abnormalities because of retarded osteogenesis have been observed following inhalation exposures.

Epidemiological studies have revealed an association between arsenic concentrations in drinking water and increased incidences of skin cancers (including squamous cell carcinomas and multiple basal cell carcinomas), as well as cancers of the liver, bladder, respiratory and gastrointestinal tracts. Occupational exposure studies have shown a clear correlation between exposure to arsenic and lung cancer mortality. EPA has placed inorganic arsenic in weight-of-evidence group A, human carcinogen. A drinking water unit risk of $5 \times 10^{-5} (\mu\text{g/L})^{-1}$ has been proposed; derived from drinking water unit risks for females and males that are equivalent to slope factors of $1.0 \times 10^{-3} (\mu\text{g/kg/day})^{-1}$ (females) and $2.0 \times 10^{-3} (\mu\text{g/kg/day})^{-1}$ (males). For inhalation exposures, a unit risk of $4.3 \times 10^{-3} (\mu\text{g/m}^3)^{-1}$ and a slope factor of $50 (\text{mg/kg/day})^{-1}$ have been derived.

The RfD for chronic and subchronic oral exposures [$3.00 \times 10^{-4} \text{ mg}/(\text{kg} \times \text{day})$] is based on a no-observed-adverse-effects level (NOAEL) of $0.0008 \text{ mg}/(\text{kg} \times \text{day})$ and lowest-observed-adverse-effects level (LOAEL) of $0.014 \text{ mg}/(\text{kg} \times \text{day})$ for hyperpigmentation, keratosis, and possible vascular complications in a human population consuming arsenic-contaminated drinking water. No subchronic and chronic RfCs have been derived for arsenic. However, because arsenic appears to have whole body effects, the oral RfD [$3.00 \times 10^{-4} \text{ mg}/(\text{kg} \times \text{day})$] is used as a surrogate for the inhalation RfD in the uncertainty discussion in Sect. 6. In addition, an absorbed dose RfD of $1.23 \times 10^{-4} \text{ mg}/(\text{kg} \times \text{day})$ was calculated by assuming a gastrointestinal absorption factor of 41%.

The EPA has placed inorganic arsenic in weight-of-evidence classification Group A, human carcinogen. Cancer slope factors for arsenic are available. The values used in the BHHRA are 1.50, 50.0, and 3.66 [$\text{mg}/(\text{kg} \times \text{day})^{-1}$] for the oral, inhalation, and dermal exposure routes, respectively. The slope factor for the dermal exposure route was calculated by assuming a gastrointestinal absorption factor of 41%.

4.2.4 Barium (CAS 007440-39-3) (RAIS)

The soluble salts of barium, an alkaline earth metal, are toxic in mammalian systems. They are absorbed rapidly from the gastrointestinal tract and are deposited in the muscles, lungs, and bone. Barium is excreted primarily in the feces.

At low doses, barium acts as a muscle stimulant and at higher doses affects the nervous system eventually leading to paralysis. Acute and subchronic oral doses of barium cause vomiting and diarrhea, followed by decreased heart rate and elevated blood pressure. Higher doses result in cardiac irregularities, weakness, tremors, anxiety, and dyspnea. A drop in serum potassium may account for some of the symptoms. Death can occur from cardiac and respiratory failure. Acute doses around 0.8 grams can be fatal to humans.

Subchronic and chronic oral or inhalation exposure primarily affects the cardiovascular system resulting in elevated blood pressure. A LOAEL of $0.51 \text{ mg barium/kg/day}$ based on increased blood pressure was observed in chronic oral rat studies (Perry et al. 1983), whereas human studies identified a NOAEL of $0.21 \text{ mg barium/kg/day}$. The human data were used by the EPA to calculate a chronic and subchronic oral RfD of 0.07 mg/kg/day . In the Wones et al. study, human volunteers were given barium up to 10 mg/L in drinking water for 10 weeks. No clinically significant effects were observed. An epidemiological study was conducted by Brenniman and Levy in which human populations ingesting 2 to 10 mg/L of barium in drinking water were compared to a population ingesting 0 to 0.2 mg/L . No

significant individual differences were seen; however, a significantly higher mortality rate from all combined cardiovascular diseases was observed with the higher barium level in the 65+ age group. The average barium concentration was 7.3 mg/L, which corresponds to a dose of 0.20 mg/kg/day. Confidence in the oral RfD is rated medium by the EPA.

Subchronic and chronic inhalation exposure of human populations to barium-containing dust can result in a benign pneumoconiosis called "baritosis." This condition is often accompanied by an elevated blood pressure but does not result in a change in pulmonary function. Exposure to an air concentration of 5.2 mg barium carbonate/m³ for 4 hours/day for 6 months has been reported to result in elevated blood pressure and decreased body weight gain in rats. Reproduction and developmental effects were also observed. Increased fetal mortality was seen after untreated females were mated with males exposed to 5.2 mg/m³ of barium carbonate. Similar results were obtained with female rats treated with 13.4 mg barium carbonate/m³. The NOAEL for developmental effects was 1.15 mg/m³ (equivalent to 0.8 mg barium/m³). An inhalation reference concentration (RfC) of 0.005 mg/m³ for subchronic and 0.0005 mg/m³ for chronic exposure was calculated by the EPA based on the NOAEL for developmental effects. These effects have not been substantiated in humans or other animal systems.

Barium has not been evaluated by the EPA for evidence of human carcinogenic potential. No slope factors were used in this BHHRA for barium.

Subchronic or chronic oral or inhalation exposure primarily affects the cardiovascular system resulting in elevated blood pressure. A LOAEL of 0.51 mg barium/(kg × day) based on increased blood pressure was observed in chronic oral rat studies, whereas human studies identified a NOAEL of 0.21 mg/(kg × day). The human data were used by the EPA to calculate a chronic and subchronic oral RfD of 7.00×10^{-2} mg/(kg × day). EPA also has released an inhalation RfD of 1.43×10^{-4} mg/(kg × day). A gastrointestinal absorption factor of 7% was used to calculate an absorbed dose RfD of 4.90×10^{-3} mg/(kg × day).

4.2.5 Beryllium (CAS 007440-41-7) (RAIS)

Beryllium is present in the earth's crust, in emissions from coal combustion, in surface water and soil, and in house dust, food, drinking water, and cigarette smoke. However, the highest risk for exposure occurs among workers employed in beryllium manufacturing, fabricating, or reclamation industries. Workers encounter dusts and fumes of many different beryllium compounds; the current occupational standard for worker exposure to beryllium is 2 g/m³ during an 8-hour workshift.

Inhaled beryllium is absorbed slowly and localizes mainly in the lungs, bone, liver and kidneys. Ingested beryllium undergoes limited absorption and localizes in liver, kidneys, lungs, stomach, spleen and the large and small intestines. Significant absorption of beryllium or its compounds through intact skin is unlikely because of its chemical properties. Beryllium per se is not biotransformed, but soluble salts may be converted to less soluble compounds in the lung. Most orally administered beryllium passes through the gastrointestinal tract unabsorbed and is excreted in the feces, whereas inhaled water-soluble beryllium salts are excreted mainly by the kidneys.

Limited data indicate that the oral toxicity of beryllium is low. No adverse effects were noted in mice given 5 ppm beryllium in the drinking water in a lifetime bioassay. The dose (converted to 0.54 mg/kg bw/day) was the NOAEL used in the calculation of the chronic oral RfD for beryllium of 0.005 mg/kg/day.

In contrast, the toxicity of inhaled beryllium is well-documented. Humans inhaling "massive" doses of beryllium compounds (such as the water soluble sulfate, fluoride, chloride, and oxide) may develop acute berylliosis. ATSDR estimated that, based on existing data, the disease could develop at levels ranging from approximately 2-1000 g Be/m³. This disease usually develops shortly after exposure and is

characterized by rhinitis, pharyngitis, and/or tracheobronchitis, and may progress to severe pulmonary symptoms. The severity of acute beryllium toxicity correlates with exposure levels, and the disease is now rarely observed in the United States because of improved industrial hygiene.

Humans inhaling beryllium may also develop chronic berylliosis which, in contrast to acute berylliosis, is highly variable in onset, is more likely to be fatal, and can develop a few months to ≥ 20 years after exposure. Chronic beryllium disease is a systemic disease that primarily affects the lungs and is characterized by the development of non-caseating granulomas. The disease most likely results from a hypersensitivity response to beryllium as evidenced by positive patch tests and positive lymphocyte transformation tests in exposed individuals. Granulomas may also appear in the skin, liver, spleen, lymph nodes, myocardium, skeletal muscles, kidney, bone, and salivary glands.

Epidemiologic studies have suggested that beryllium and its compounds could be human carcinogens. In a study that covered 15 regions of the U.S., Berg and Burbank (1972) found a significant correlation between cancers of the breast, bone and uterus and the concentration and detection frequency of beryllium in drinking water. However, imperfect analytical and sampling methods used in the study prompted the EPA to conclude that these results are not proof of cause and effect relationships between cancer and beryllium in drinking water. Studies in workers exposed to beryllium, mostly via inhalation, have shown significant increases in observed over expected lung cancer incidences. The EPA, in evaluating the total database for the association of lung cancer with occupational exposure to beryllium, noted several limitations, but concluded that the results must be considered to be at least suggestive of a carcinogenic risk to humans. In laboratory studies, beryllium sulfate caused increased incidences of pulmonary tumors in rats and rhesus monkeys.

Based on sufficient evidence for animals and inadequate evidence for humans, beryllium has been placed in the EPA weight-of-evidence classification B2, probable human carcinogen. For inhalation exposure, the unit risk value is $2.4 \times 10^{-3} (\text{g}/\text{m}^3)^{-1}$, and the slope factor is $8.4 [\text{mg}/(\text{kg} \times \text{day})]^{-1}$. For oral exposure, the unit risk value is $1.2 \times 10^{-4} (\text{g}/\text{L})^{-1}$ and the slope factor is $4.3 [\text{mg}/(\text{kg} \times \text{day})]^{-1}$.

An oral RfD of $2.00 \times 10^{-3} \text{ mg}/(\text{kg} \times \text{day})$ was used in this BHHRA. A gastrointestinal absorption factor of 1% was used to calculate an absorbed dose RfD of $5.0 \times 10^{-5} \text{ mg}/(\text{kg} \times \text{day})$. No inhalation RfD is used in this BHHRA. An oral, inhalation and absorbed dose slope factor of 4.3, 8.4, and 430 $[\text{mg}/(\text{kg} \times \text{day})]^{-1}$ were used in this BHHRA, respectively. A gastrointestinal absorption factor of 1% was used to calculate an absorbed dose slope factor.

4.2.6 Bicarbonate (CAS 000071-52-3)

Information on the toxicity of bicarbonate (also known as hydrogen carbonate) was not found in the available literature. When information becomes available, it will be included in this report.

Neither slope factors nor RfDs for any route of exposure were found for bicarbonate. Therefore, neither carcinogenicity nor systemic toxicity resulting from bicarbonate exposure is included in the BHHRA.

4.2.7 Boron (CAS 007440-42-8)

Information on the key studies utilized by EPA to set reference doses for boron and borate follows. Groups of 4 male and 4 female dogs were fed borax and boric acid in the diet for 2 years. The NOAEL was established at 350 ppm of boron equivalents (8.8 mg/kg/day), highest dose tested. In an additional study, dogs were fed 1170 ppm (29 mg/kg/day) for 38 weeks. At this dose, severe testicular atrophy and spermatogenic arrest occurred. Groups of 35 male and 35 female rats were fed borax and boric acid in the diet for 2 years at boron-equivalent doses of 117, 350, and 1170 ppm (5.9, 17.5 or 58.5 mg B/kg/day). No

treatment-related effects were seen at 5.9 or 17.5 mg/kg/day, so the highest NOAEL was selected as 17.5 mg/kg/day. The LOAEL is 58.5 mg/kg/day, based on the following: significantly decreased testes weights and testes-to-body weight ratios; atrophied seminiferous epithelium; and decreased tubular size in the testes. Brain and brain-to-body weight ratios were also significantly decreased. Schroeder and Mitchener (1975) reported a lifetime study in which mice were administered boron in drinking water at 5 mg/L (equivalent to 8.1 mg B/kg/day). No effects were observed with regard to body weight, longevity or survival. The NOAEL in this study was 8.1 mg/kg/day.

The EPA has calculated a chronic and subchronic oral RfD of 9.00×10^{-2} mg/(kg \times day), but the subchronic value was withdrawn by EPA in 1998. A gastrointestinal absorption factor of 90% was used to calculate an absorbed dose RfD of 8.10×10^{-2} mg/(kg \times day). An inhalation RfC of 2.00×10^{-2} (mg/m³) from HEAST was used to calculate an inhalation RfD of 5.71×10^{-3} mg/(kg \times day). An oral, inhalation and absorbed dose RfD of 9.0×10^{-2} , 5.7×10^{-3} , and 8.1×10^{-2} mg/(kg \times day) were used in this BHHRA, respectively.

References:

Schroeder, H.A. and M. Mitchener. 1975. Life-term effects of mercury, methyl mercury and nine other trace metals in mice. *J. Nutr.* 105: 452-458.

Weir, R.J., Jr. and R.S. Fisher. 1972. Toxicological studies on borax and boric acid. *Toxicol. Appl. Pharmacol.* 23: 351-364.

4.2.8 Cadmium (CAS 007440-43-9) (RAIS)

Cadmium is a naturally occurring metal that is used in various chemical forms in metallurgical and other industrial processes, and in the production of pigments. Environmental exposure can occur via the diet and drinking water.

Cadmium is absorbed more efficiently by the lungs (30 to 60%) than by the gastrointestinal tract, the latter being a saturable process. Cadmium is transported in the blood and widely distributed in the body but accumulates primarily in the liver and kidneys. Cadmium burden (especially in the kidneys and liver) tends to increase in a linear fashion up to about 50 or 60 years of age after which the body burden remains somewhat constant. Metabolic transformations of cadmium are limited to its binding to protein and nonprotein sulfhydryl groups, and various macromolecules, such as metallothionein, which is especially important in the kidneys and liver. Cadmium is excreted primarily in the urine.

Acute oral exposure to 20-30 g have caused fatalities in humans. Exposure to lower amounts may cause gastrointestinal irritation, vomiting, abdominal pain, and diarrhea. An asymptomatic period of one-half to one hour may precede the onset of clinical signs. Oral LD₅₀ values in animals range from 63 to 1125 mg/kg, depending on the cadmium compound. Longer term exposure to cadmium primarily affects the kidneys, resulting in tubular proteinosis although other conditions such as "itai-itai" disease may involve the skeletal system. Cadmium involvement in hypertension is not fully understood.

Inhalation exposure to cadmium and cadmium compounds may result in effects including headache, chest pains, muscular weakness, pulmonary edema, and death. The 1-minute and 10-minute lethal concentration of cadmium for humans has been estimated to be about 2,500 and 250 mg/m³, respectively. An 8-hour TWA (time-weighted-average) exposure level of 5 mg/m³ has been estimated for lethal effects of inhalation exposure to cadmium, and exposure to 1 mg/m³ is considered to be immediately dangerous to human health. Renal toxicity (tubular proteinosis) may also result from inhalation exposure to cadmium.

Chronic oral RfDs of 5×10^{-4} and 1×10^{-3} mg/kg/day have been established for cadmium exposure via drinking water and food, respectively. Both values reflect incorporation of an uncertainty factor of 10. The RfDs are based on an extensive data base regarding toxicokinetics and toxicity in both human and animals, the critical effect being renal tubular proteinuria. Confidence in the RfD and data base is high.

Inhalation RfC values are currently not available.

The target organ for cadmium toxicity via oral exposure is the kidney. For inhalation exposure, both the lungs and kidneys are target organs for cadmium-induced toxicity.

There is limited evidence from epidemiologic studies for cadmium-related respiratory tract cancer. An inhalation unit risk of 1.8×10^{-3} (g/m³)⁻¹ and an inhalation slope factor of 6.1 (mg/kg/day)⁻¹ are based on respiratory tract cancer associated with occupational exposure. Based on limited evidence from multiple occupational exposure studies and adequate animal data, cadmium is placed in weight-of-evidence group B1 - probable human carcinogen.

Cadmium has two variations of toxicity values. The first variation is termed cadmium-water. An oral RfD of 5.00×10^{-4} mg/(kg × day) was used in this BHHRA for cadmium-water. A gastrointestinal absorption factor of 1% was used to calculate an absorbed dose RfD of 5.0×10^{-6} mg/(kg × day) for cadmium water. An inhalation RfD of 5.71×10^{-5} mg/(kg × day) is used in this BHHRA for cadmium-water. The only slope factor available for cadmium-water was for inhalation, 6.1. Cadmium-water is used for exposure to water.

The second variation is termed cadmium-diet. Cadmium-diet is used for exposure to soil and food. An oral RfD of 1.00×10^{-3} mg/(kg × day) was used in this BHHRA for cadmium-diet. A gastrointestinal absorption factor of 1% was used to calculate an absorbed dose RfD of 1.0×10^{-5} mg/(kg × day) for cadmium-diet. An inhalation RfD of 5.71×10^{-5} mg/(kg × day) is used in this BHHRA for cadmium-diet. The only slope factor available for cadmium-diet was for inhalation, $6.1E$ [mg/(kg × day)]⁻¹.

4.2.9 Cerium (CAS 007440-45-1)

Information on the toxicity of cerium was not found in the available literature. When information becomes available, it will be included in this report.

Neither slope factors nor RfDs for any route of exposure were found for cerium. Therefore, neither carcinogenicity nor systemic toxicity resulting from cerium exposure is included in the BHHRA.

4.2.10 Chromium III (CAS 16065-83-1) and Chromium VI (CAS 18540-29-9) (RAIS)

Elemental chromium (Cr) does not occur in nature, but is present in ores, primarily chromite (FeOCr₂O₃). Only two of the several oxidation states of chromium, Cr(III) and Cr(VI), are reviewed in this report based on their predominance and stability in the ambient environment and their toxicity in humans and animals.

Chromium plays a role in glucose and cholesterol metabolism and is thus an essential element to man and animals. Non-occupational exposure to the metal occurs via the ingestion of chromium-containing food and water, whereas occupational exposure occurs via inhalation. Workers in the chromate industry have been exposed to estimated chromium levels of 10-50 g/m³ for Cr(III) and 5-1000 g/m³ for Cr(VI); however, improvements in the newer chrome-plating plants have reduced the Cr(VI) concentrations 10- to 40-fold.

Chromium(III) is poorly absorbed, regardless of the route of exposure, whereas chromium(VI) is more readily absorbed. Humans and animals localize chromium in the lung, liver, kidney, spleen, adrenals, plasma, bone marrow, and red blood cells (RBCs). There is no evidence that chromium is biotransformed, but Cr(VI) does undergo enzymatic reduction, resulting in the formation of reactive intermediates and Cr(III). The main routes for the excretion of chromium are via the kidneys/urine and the bile/feces.

Animal studies show that Cr(VI) is generally more toxic than Cr(III), but neither oxidation state is very toxic by the oral route. In long-term studies, rats were not adversely affected by ~1.9 g/kg/day of chromic oxide [Cr(III)] (diet), 2.4 mg/kg/day of Cr(III) as chromic chloride (drinking water), or 2.4 mg/kg/day of Cr(VI) as potassium dichromate (drinking water).

The respiratory and dermal toxicity of chromium are well-documented. Workers exposed to chromium have developed nasal irritation (at $<0.01 \text{ mg/m}^3$, acute exposure), nasal ulcers, perforation of the nasal septum (at $\sim 2 \text{ g/m}^3$, subchronic or chronic exposure) and hypersensitivity reactions and “chrome holes” of the skin. Among the general population, contact dermatitis has been associated with the use of bleaches and detergents.

Compounds of both Cr(VI) and Cr(III) have induced developmental effects in experimental animals that include neural tube defects, malformations, and fetal deaths.

The subchronic and chronic oral RfD value is $1 \text{ mg}/(\text{kg} \times \text{day})$ for Cr(III). The subchronic and chronic oral RfD for Cr(VI) are 0.02 and $0.003 \text{ mg}/(\text{kg} \times \text{day})$, respectively. The subchronic and chronic oral RfD values for Cr(VI) and Cr(III) are derived from NOAELs of $1.47 \text{ g/kg Cr(III)/day}$ and 25 ppm of potassium dichromate (Cr(VI)) in drinking water, respectively. The inhalation RfC values for both Cr(III) and Cr(VI) are currently under review by an EPA workgroup.

The inhalation of chromium compounds has been associated with the development of cancer in workers in the chromate industry. The relative risk for developing lung cancer has been calculated to be as much as 30 times that of controls. There is also evidence for an increased risk of developing nasal, pharyngeal, and gastrointestinal carcinomas. Quantitative epidemiological data were obtained by Mancuso and Hueper, who observed an increase in deaths (18.2%; $p < 0.01$) from respiratory cancer among chromate workers compared with 1.2% deaths among controls. In a follow-up study, conducted when more than 50% of the cohort had died, the observed incidence for lung cancer deaths had increased to approximately 60%. The workers were exposed to $1\text{--}8 \text{ mg/m}^3/\text{year}$ total chromium. Mancuso observed a dose response for total chromium exposure and attributed the lung cancer deaths to exposure to insoluble [Cr(III)], soluble [Cr(VI)], and total chromium. The results of inhalation studies in animals have been equivocal or negative.

Based on sufficient evidence for humans and animals, Cr(VI) has been placed in the EPA weight-of-evidence classification A, human carcinogen. For inhalation exposure, the unit risk value is $1.2 \times 10^{-2} (\text{g}/\text{m}^3)^{-1}$ and the slope factor is $41 [\text{mg}/(\text{kg} \times \text{day})]^{-1}$.

For estimation of risk from exposure to chromium, the toxicity values associated with chromium VI were used. Chromium III values were not used because most analytical results were not specific for this ionic species. The uncertainty in using chromium III versus chromium VI in the risk assessment is discussed in Sect. 6.

An inhalation cancer slope factors for chromium of 41 was used in this BHHRA. The oral and dermal RfDs used in the BHHRA are 3.00×10^{-3} and $6.00 \times 10^{-5} \text{ mg}/(\text{kg} \times \text{day})$, respectively. The dermal route RfD is based on the oral RfD and a gastrointestinal absorption factor of 2%.

4.2.11 Cobalt (CAS 007440-48-4) (ATSDR)

Cobalt is a steel-gray, shiny, hard metal that occurs naturally in soil. Cobalt and cobalt-containing compounds are used widely in industry, and cobalt undergoes environmental redistribution through industrial processes, such as the burning of coal and oil and exhaust from cars. Cobalt is a component of Vitamin B₁₂.

Acute exposure to cobalt salts can lead to histological changes in the kidneys, lungs, liver, and adrenal glands. Cobalt is a sensitizer, and many occurrences of cobalt hypersensitivity have been documented in occupationally-exposed individuals. The effects observed among cobalt-exposed workers include allergic dermatitis, eczema, and changes in white blood cells. Chronic inhalation exposure has produced hard-metal pneumoconiosis and other lung diseases in humans, as well as lung damage in experimental animals. Some evidence in humans suggests an association between high levels of cobalt exposure and cardiomyopathy (ATSDR 1990).

When cobalt metal was tested in vitro, a weak mutagenic response was noted, probably due to cobalt complexes that formed. Cobalt has been reported to be genotoxic in other test systems but antimutagenic in bacteria. Adverse teratogenic and reproductive effects have been observed experimentally in animals; however, teratogenic or reproductive effects have not been reported in humans following oral, dermal, or inhalation exposure to cobalt (Angerer et al. 1988, ATSDR 1990).

An oral RfD of 6.00×10^{-2} mg/(kg \times day) was used in this BHHRA. A gastrointestinal absorption factor of 80% was used to calculate an absorbed dose RfD of 4.8×10^{-2} mg/(kg \times day). No inhalation RfD is used in this BHHRA.

References

- Agency for Toxic Substances and Disease Registry (ATSDR). 1990. *Draft Toxicological Profile for Cobalt*. U.S. Department of Health and Human Services. Public Health Service.
- Angerer, J., and R. Heinrich. 1988. Cobalt. *In: Handbook on Toxicity of Inorganic Compounds*. H.G. Seiler, H. Sigel, and A. Sigel. New York: Marcel Dekker, Inc. pp. 251-264.

4.2.12 Copper (CAS 007440-50-8) (RAIS)

Copper occurs naturally in elemental form and as a component of many minerals. Because of its high electrical and thermal conductivity, it is widely used in the manufacture of electrical equipment. Common copper salts, such as the sulfate, carbonate, cyanide, oxide, and sulfide are used as fungicides, as components of ceramics and pyrotechnics, for electroplating, and for numerous other industrial applications. Copper can be absorbed by the oral, inhalation, and dermal routes of exposure. It is an essential nutrient that is normally present in a wide variety of tissues.

In humans, ingestion of gram quantities of copper salts may cause gastrointestinal, hepatic, and renal effects with symptoms such as severe abdominal pain, vomiting, diarrhea, hemolysis, hepatic necrosis, hematuria, proteinuria, hypotension, tachycardia, convulsions, coma, and death. Gastrointestinal disturbances and liver toxicity have also resulted from long-term exposure to drinking water containing 2.2-7.8 mg Cu/L. The chronic toxicity of copper has been characterized in patients with Wilson's disease, a genetic disorder causing copper accumulation in tissues. The clinical manifestations of Wilson's disease include cirrhosis of the liver, hemolytic anemia, neurologic abnormalities, and corneal opacities. In animal studies, oral exposure to copper caused hepatic and renal accumulation of copper, liver and kidney necrosis at doses of ≥ 100 mg/kg/day; and hematological effects at doses of 40 mg/kg/day.

Acute inhalation exposure to copper dust or fumes at concentrations of 0.075-0.12 mg Cu/m³ may cause metal fume fever with symptoms such as cough, chills and muscle ache. Among the reported effects in workers exposed to copper dust are gastrointestinal disturbances, headache, vertigo, drowsiness, and hepatomegaly.

Vineyard workers chronically exposed to Bordeaux mixture (copper sulfate and lime) exhibit degenerative changes of the lungs and liver. Dermal exposure to copper may cause contact dermatitis in some individuals.

Oral or intravenous administration of copper sulfate increased fetal mortality and developmental abnormalities in experimental animals. Evidence also indicates that copper compounds are spermicidal.

Oral and absorbed dose RfDs used in this BHHRA are 4.00×10^{-2} mg/(kg × day) and 1.20×10^{-2} mg/(kg × day), respectively. EPA established an action level of 1300 µg/L for drinking water (56 FR 26460). Data were insufficient to derive a RfC for copper.

No suitable bioassays or epidemiological studies are available to assess the carcinogenicity of copper. Therefore, EPA has placed copper in weight-of-evidence group D, not classifiable as to human carcinogenicity.

4.2.13 Fluoride (CAS 007782-41-4)

Fluoride is the soluble form of fluorine and is a naturally occurring compound. In surface water, levels of naturally occurring fluoride usually range from 0.01 to 1.5 mg/l, and the level of fluoride in soils is usually between 200 and 300 mg/kg. Fluorides are commonly added to municipal water supplies and toothpaste to aid in the prevention of dental cavities. Fluoride is also used to help make steel, chemicals, pesticides, ceramics, lubricants, and plastics.

Dermal exposure to fluorides (in the form of fluoride or hydrogen fluoride) may produce severe irritation. Teeth mottling occurs in children chronically exposed to fluoride at doses above 2 mg/kg during the development of their deciduous and permanent teeth. The skeletal system is the primary target system for intermediate and chronic exposures because of fluoride deposition. Humans chronically exposed to 2.4 to 6.0 mg/m³ had serious bone damage throughout their bodies. Exposure to high levels of fluoride may also cause disturbances in calcium metabolism that is necessary for the functional integrity of the voluntary and autonomic nervous system. Cardiac arrhythmias have been observed in fluoride poisonings.

The optimal level for water fluoridation is 0.7 to 1.2 mg/l, with primary and secondary contaminant levels of 4 and 2 mg/l, respectively (ATSDR 1991).

An oral cancer slope factor for fluoride is not available; therefore, neither the oral route nor the dermal route can be quantitatively assessed for carcinogenicity. In addition there is no inhalation cancer slope factor. The oral RfD used in the BHHRA is 6.00×10^{-2} mg/(kg × day). The dermal route RfD based on the oral RfD and a gastrointestinal absorption factor of 97% is 5.8×10^{-2} mg/(kg × day) (RAIS).

References

Agency for Toxic Substances and Disease Registry (ATSDR). 1991. *Draft Toxicological Profile for Fluoride*, U.S. Department of Health and Human Services, Public Health Service.

4.2.14 Gallium (CAS 007440-55-3)

Information on the toxicity of gallium was not found in the available literature. When information becomes available, it will be included in this report.

Neither slope factors nor RfDs for any route of exposure were found for gallium. Therefore, neither carcinogenicity nor systemic toxicity resulting from gallium exposure is included in the BHHRA.

4.2.15 Iron (CAS 007439-89-6)

Iron is one of the most abundant metals in the environment and is used in many industrial processes. It is an essential element in the human diet. More than 80% of the iron present in the body is involved in the support of red blood cell production. In addition, it is also an essential component of myoglobin and various enzymes. Iron deficiency is the most common cause of anemia (Goodman and Gilman 1985). Exposure to excessive levels of iron may cause gastrointestinal damage and dysfunction and enlargement of the liver and pancreas (Goodman and Gilman 1985).

No cancer slope factors for iron were found. Therefore, carcinogenicity due to exposure to iron is not included in the BHHRA. The oral RfD used in the BHHRA is 3.00×10^{-1} mg/(kg \times day) and is taken from RAIS. The dermal route RfD used in the BHHRA, based on the oral RfD and a gastrointestinal absorption factor of 15%, is 4.50×10^{-2} mg/(kg \times day). An inhalation RfD for iron is not available, and based on the localized effects on the gastrointestinal tract as discussed previously, it would not be appropriate to extrapolate an inhalation RfD from the oral RfD.

References

Goodman, L.S. and A. Gilman. 1985. *The Pharmacologic Bases of Therapeutics*. 7th ed. New York, New York: MacMillan Publishing Co.

4.2.16 Lead (CAS 007439-92-1) (RAIS)

Lead occurs naturally as a sulfide in galena. It is a soft, bluish-white, silvery gray, malleable metal with a melting point of 327.5C. Elemental lead reacts with hot boiling acids and is attacked by pure water. The solubility of lead salts in water varies from insoluble to soluble depending on the type of salt.

Lead is a natural element that is persistent in water and soil. Most of the lead in environmental media is of anthropogenic sources. The mean concentration is 3.9 μ g/L in surface water and 0.005 μ g/L in sea water. River sediments contain about 20,000 μ g/g and coastal sediments about 100,000 μ g/g. Soil content varies with the location, ranging up to 30 μ g/g in rural areas, 3000 μ g/g in urban areas, and 20,000 μ g/g near point sources. Human exposure occurs primarily through diet, air, drinking water, and ingestion of dirt and paint chips.

The efficiency of lead absorption depends on the route of exposure, age, and nutritional status. Adult humans absorb about 10-15% of ingested lead, whereas children may absorb up to 50%, depending on whether lead is in the diet, dirt, or paint chips. More than 90% of lead particles deposited in the respiratory tract are absorbed into systemic circulation. Inorganic lead is not efficiently absorbed through the skin; consequently, this route does not contribute considerably to the total body lead burden.

Lead absorbed into the body is distributed to three major compartments: blood, soft tissue, and bone. The largest compartment is the bone, which contains about 95% of the total body lead burden in adults and about 73% in children. The half-life of bone lead is more than 20 years. The concentration of blood

lead changes rapidly with exposure, and its half-life of only 25 to 28 days is considerably shorter than that of bone lead. Blood lead is in equilibrium with lead in bone and soft tissue. The soft tissues that take up lead are liver, kidneys, brain, and muscle. Lead is not metabolized in the body, but it may be conjugated with glutathione and excreted primarily in the urine. Exposure to lead is evidenced by elevated blood lead levels.

The systemic toxic effects of lead in humans have been well-documented by the EPA and ATSDR, who extensively reviewed and evaluated data reported in the literature up to 1991. The evidence shows that lead is a multitargeted toxicant, causing effects in the gastrointestinal tract, hematopoietic system, cardiovascular system, central and peripheral nervous systems, kidneys, immune system, and reproductive system. Overt symptoms of subencephalopathic central nervous system (CNS) effects and peripheral nerve damage occur at blood lead levels of 40-60 µg/dL, and nonovert symptoms, such as peripheral nerve dysfunction, occur at levels of 30-50 µg/dL in adults; no clear threshold is evident. Cognitive and neuropsychological deficits are not usually the focus of studies in adults, but there is some evidence of neuropsychological impairment and cognitive deficits in lead workers with blood levels of 41-80 µg/dL.

Although similar effects occur in adults and children, children are more sensitive to lead exposure than are adults. Irreversible brain damage occurs at blood lead levels greater than or equal to 100 µg/dL in adults and at 80-100 µg/dL in children; death can occur at the same blood levels in children. Children who survive these high levels of exposure suffer permanent severe mental retardation.

As discussed previously, neuropsychological impairment and cognitive (IQ) deficits are sensitive indicators of lead exposure; both neuropsychological impairment and IQ deficits have been the subject of cross-sectional and longitudinal studies in children. One of the early studies reported IQ score deficits of four points at blood lead levels of 30-50 µg/dL and one to two points at levels of 15-30 µg/dL among 75 black children of low socioeconomic status.

Very detailed longitudinal studies have been conducted on children (starting at the time of birth) living in Port Pirie, Australia, Cincinnati, Ohio, and Boston, Massachusetts. Various measures of cognitive performance have been assessed in these children. Studies of the Port Pirie children up to 7 years of age revealed IQ deficits in 2-year-old children of 1.6 points for each 10-µg/dL increase in blood lead, deficits of 7.2 points in 4-year-old children, and deficits of 4.4 to 5.3 points in 7-year-old children as blood lead increased from 10-30 µg/dL. No significant neurobehavioral deficits were noted for children, 5 years or younger, who lived in the Cincinnati, Ohio, area. In 6.5-year-old children, performance IQ was reduced by 7 points in children whose lifetime blood level exceeded 20 µg/dL.

Children living in the Boston, Massachusetts, area have been studied up to the age of 10 years. Cognitive performance scores were negatively correlated with blood lead in the younger children in the high lead group (greater than or equal to 10 µg/dL), and improvements were noted in some children at 57 months as their blood lead levels became lower. However, measures of IQ and academic performance in 10-year-old children showed a 5.8-point deficit in IQ and an 8.9-point deficit in academic performance as blood lead increased by 10 µg/dL within the range of 1-25 µg/dL. Because of the large database on subclinical neurotoxic effects of lead in children, only a few of the studies have been included. However, EPA concluded that there is no clear threshold for neurotoxic effects of lead in children.

In adults, the cardiovascular system is a very sensitive target for lead. Hypertension (elevated blood pressure) is linked to lead exposure in occupationally exposed subjects and in the general population. Three large population-based studies have been conducted to study the relationship between blood lead levels and high blood pressure. The British Regional Heart Study (BRHS), the NHANES II study, and Welsh Heart Programme comprise the major studies for the general population. The BRHS study showed that systolic pressure greater than 160 mm Hg and diastolic pressure greater than 100 mm Hg were associated with blood lead levels greater than 37 µg/dL. An analysis of 9933 subjects in the NHANES

study showed positive correlations between blood pressure and blood lead among 12-74-year-old males but not females, 40-59-year-old white males with blood levels ranging from 7-34 µg/dL, and males and females greater than 20 years old. In addition, left ventricular hypertrophy was also positively associated with blood lead. The Welsh study did not show an association among men and women with blood lead of 12.4 and 9.6 µg/dL, respectively. Other smaller studies showed both positive and negative results. The EPA concluded that increased blood pressure is positively correlated with blood lead levels in middle-aged men, possibly at concentrations as low as 7 µg/dL. In addition, the EPA estimated that systolic pressure is increased by 1.5-3.0 mm Hg in males and 1.0-2.0 mm Hg in females for every doubling of blood lead concentration.

The hematopoietic system is a target for lead as evidenced by frank anemia occurring at blood lead levels of 80 µg/dL in adults and 70 µg/dL in children. The anemia is due primarily to reduced heme synthesis, which is observed in adults having blood levels of 50 µg/dL and in children having blood levels of 40 µg/dL. Reduced heme synthesis is caused by inhibition of key enzymes involved in the synthesis of heme. Inhibition of erythrocyte -aminolevulinic acid dehydrase (ALAD) activity (catalyzes formation of porphobilinogen from -aminolevulinic acid) has been detected in adults and children having blood levels of less than 10 µg/dL. ALAD activity is the most sensitive measure of lead exposure, but erythrocyte zinc protoporphyrin is the most reliable indicator of lead exposure because it is a measure of the toxicologically active fraction of bone lead. The activity of another erythrocyte enzyme, pyrimidine-5-nucleotidase, is also inhibited by lead exposure. Inhibition has been observed at levels below 5 µg/dL; no clear threshold is evident.

Other organs or systems affected by exposure to lead are the kidneys, immune system, reproductive system, gastrointestinal tract, and liver. These effects usually occur at high blood levels, or the blood levels at which they occur have not been sufficiently documented.

The EPA has not developed an RfD for lead because it appears that lead is a nonthreshold toxicant, and it is not appropriate to develop RfDs for these types of toxicants. Instead the EPA has developed the Integrated Exposure Uptake Biokinetic Model to estimate the percentage of the population of children up to 6 years of age with blood lead levels above a critical value, 10 µg/dL. The model determines the contribution of lead intake from multimedia sources (diet, soil and dirt, air, and drinking water) on the concentration of lead in the blood. Site-specific concentrations of lead in various media are used when available; otherwise default values are assumed. The EPA has established a screening level of 400 ppm (µg/g) for lead in soil.

Inorganic lead and lead compounds have been evaluated for carcinogenicity by the EPA. The data from human studies are inadequate for evaluating the potential carcinogenicity of lead. Data from animal studies, however, are sufficient based on numerous studies showing that lead induces renal tumors in experimental animals. A few studies have shown evidence for induction of tumors at other sites (cerebral gliomas; testicular, adrenal, prostate, pituitary, and thyroid tumors). A slope factor was not derived for inorganic lead or lead compounds.

As noted previously, neither slope factors nor RfDs for lead are available from the EPA. However, KDEP has provided provisional RfDs for oral, dermal, and inhalation toxicity; they are 1.0×10^{-7} , 1.5×10^{-8} , and 2.86×10^{-4} mg/(kg × day), respectively. A gastrointestinal absorption factor of 15% can be derived from the oral and dermal RfDs. In addition, three classes of benchmarks are available and are used in the BHHRA. These are the benchmarks applied by the Integrated Exposure Uptake Biokinetic Model (10 µg/dL); the EPA screening values of 400 mg/kg and 15 µg/l for soil and water, respectively [Office of Solid Waste and Emergency Response (OSWER) Dir. No. 9344.4-12]; and the Commonwealth of Kentucky screening values of 20 mg/kg and 4 µg/l for soil and water, respectively (KDEP 1995). The results of the model and a comparison of environmental concentrations to the screening values are discussed in Sect. 5.

4.2.17 Lithium (CAS 007439-93-2) (RAIS)

Lithium is an alkali metal similar to magnesium and sodium in its properties and has a molecular weight of 6.941. It does not occur in nature in its free form but is found in minerals such as spodumene, petalite, and eucryptite. Lithium compounds are found in natural waters and in some foods. The average dietary intake is estimated to be about 2 mg per day.

Inorganic salts or oxides of lithium have many uses. Lithium carbonate is used extensively as a therapeutic agent in the treatment of manic depressive affective disorders. Elemental lithium is a component of metal alloys; lithium hydride is used as a nuclear reactor coolant. Lithium hydroxide is used in alkaline storage batteries; lithium carbonate and lithium borate are used in the ceramic industry; and lithium chloride and fluoride are used in welding and brazing fluxes. Lithium forms covalent bonds in organometallic compounds such as lithium stearate. Organo-lithium compounds are used as multipurpose greases, particularly in the automotive industry.

Most common inorganic lithium compounds are water soluble to some extent (i.e., chloride, 454 g/L; carbonate, 13.3 g/L; hydroxide, 223 g/L; oxide, 66.7 g/L). Lithium hydride reacts with water to form a very basic solution of lithium hydroxide.

Soluble lithium compounds are readily absorbed through the gastrointestinal tract but not the skin; distribution is rapid to the liver and kidneys but slower to other organ systems. Lithium crosses the human placenta and can also be taken up by infants through breast milk. Lithium is not metabolized and is excreted primarily in the urine.

The oral toxicity of most lithium compounds is relatively low; oral LD₅₀ values for several compounds and animal species range from 422-1165 mg/kg. Case histories indicate that doses of 12-60 g (171-857 mg/kg/day for a 70 kg person) can result in coma, respiratory and cardiac complications, and death in humans. A single oral dose of 40 mg/kg produced toxic lithium blood levels in a patient with a history of prior lithium use. In contrast, for chronic therapeutic use, the standard dose of lithium carbonate is 1-2 g/day (14-28 mg/kg/day).

Signs and symptoms of lithium toxicity include anorexia; nausea; diarrhea; alopecia; weight gain; thirst; pretibial edema (sodium retention); polyuria; glycosuria; aplastic anemia; tremors; acne; muscle spasm; and, rarely, dysarthria, ataxia, impaired cognition, and pseudotumor cerebri. Toxic effects that may appear after prolonged therapeutic use may include neurological symptoms, changes in kidney function, hypothyroidism, and leukocytosis.

The nervous system is the primary target organ of lithium toxicity. Neurologic effects occurring during prolonged therapy often include minor effects on memory, motor activity, and associative productivity. Movement disorders (myoclonus, choreoathetosis), proximal muscle weakness, fasciculations, gait disturbances, incontinence, corticospinal tract signs, and a Parkinsonian syndrome (cogwheel rigidity, tremor) have been reported. Cases of severe lithium neurotoxicity, which may occur during chronic therapy as a result of increased lithium retention, may be characterized by disorientation, incoherence, paralysis, stupor, seizure, and coma. Permanent brain damage has occurred in several patients on long-term lithium therapy.

During chronic lithium therapy, changes in kidney function may appear as transient natriuresis, polydipsia/polyuria, nephrogenic diabetes insipidus, partial renal tubular acidosis, minimal change disease, and nephrotic syndrome. Degenerative changes may occur in the glomeruli or in the distal convoluted tubules or collecting ducts. In rare cases, acute renal failure may occur.

Cohort studies indicate that the risk of major congenital malformations among women receiving lithium during early pregnancy is slightly higher (4-12%) than that among control groups (2-4%). Evidence also suggests that women on lithium therapy may have a higher risk of premature births. In animals, reproductive and developmental effects (decrease in litter size, decrease in live pups, reduced growth, and increased incidence of cleft palate) have been reported in rodents exposed to lithium salts during gestation. Subchronic and chronic oral RfDs have not been derived for lithium.

Limited information is available on the inhalation toxicity of lithium compounds. Lithium hydride is a respiratory tract irritant. In occupationally exposed workers, concentrations between 1 and 5.0 mg/m³ caused severe eye and nasal irritation as well as skin irritation; concentrations of 0.025 mg/m³ or less caused no adverse effects. In animal studies, concentrations above 10 mg/m³ for 4-7 hours resulted in inflammation of the eyes, partial sloughing of mucosal epithelium of the trachea, lesions of the nose and forepaws, and erosion of the nasal septum.

Lithium combustion aerosols are also respiratory tract irritants. In a study in which rats were exposed for 4 hours to an aerosol consisting of 80% lithium carbonate and 20% lithium hydroxide, signs of toxicity included anorexia, dehydration, respiratory difficulty, perioral and perinasal encrustation, ulcerative or necrotic laryngitis, focal to segmental ulcerative rhinitis often accompanied by squamous metaplasia, and in some animals, suppurative bronchopneumonia or aspiration pneumonia, probably secondary to laryngeal lesions. The LC₅₀ (after 14 days) was estimated to be 1700 mg/m³ for males and 2000 mg/m³ for females. In a second study in which rats were exposed for 4 hours to an aerosol containing mostly lithium monoxide, some lithium hydroxide, and 12% lithium carbonate, the LC₅₀ value (after 14 days) was 940 mg/m³. Four-hour exposure to an aerosol containing primarily lithium hydroxide with 23% lithium carbonate resulted in an LC₅₀ of 960 mg/m³.

Little information was found in the available literature on the carcinogenicity of lithium compounds. However, three patients on chronic lithium therapy developed leukemia, and one developed a thyroid tumor. Lithium has not been classified by EPA as to its potential carcinogenicity.

The oral RfD used in this BHHRA is 2.0×10^{-2} mg/(kg × day). The dermal route RfD based on the oral RfD and a gastrointestinal absorption factor of 80% is 1.6×10^{-2} mg/(kg × day). Inhalation toxicity values were not available.

4.2.18 Manganese (CAS 007439-96-5) (RAIS)

Manganese is an essential trace element in humans that can elicit a variety of serious toxic responses upon prolonged exposure to elevated concentrations either orally or by inhalation. The central nervous system is the primary target. Initial symptoms are headache, insomnia, disorientation, anxiety, lethargy, and memory loss. These symptoms progress with continued exposure and eventually include motor disturbances, tremors, and difficulty in walking, symptoms similar to those seen with Parkinsonism. These motor difficulties are often irreversible. Based on human epidemiological studies, 0.8 mg/kg/day for drinking water exposure and 0.34 mg/m³ in air for inhalation exposure have been estimated as LOAELs for central nervous system effects.

Effects on reproduction (decreased fertility, impotence) have been observed in humans with inhalation exposure and in animals with oral exposure at the same or similar doses that initiate the central nervous system effects. An increased incidence of coughs, colds, dyspnea during exercise, bronchitis, and altered lung ventilatory parameters have also been seen in humans and animals with inhalation exposure. A possible effect on the immune system may account for some of these respiratory symptoms.

Because of the greater bioavailability of manganese from water, separate RfD for water and diet were calculated. A chronic and subchronic RfD for drinking water of 0.005 mg/kg/day has been calculated by EPA from a human NOAEL of 0.005 mg/kg/day; the NOAEL was determined from an epidemiological study of human populations exposed for a lifetime to manganese concentrations in drinking water ranging from 3.6-2300 µg/L. A chronic and subchronic RfD of 0.14 mg/kg/day for dietary exposure has been calculated by EPA from a human NOAEL of 0.14 mg/kg/day, which was determined from a series of epidemiological studies. Large populations with different concentrations of manganese in their diets were examined. No adverse effects that were attributable to manganese were seen in any of these groups. For both the drinking water and dietary values, the RfD was derived from these studies without uncertainty factors since manganese is essential in human nutrition and the exposure of the most sensitive groups was included in the populations examined. EPA indicates that the chronic RfD values are pending change.

A RfC of 0.05 µg/m³ (EPA 1995a) for chronic inhalation exposure was calculated from a human LOAEL of 0.05 mg/m³ for impairment of neurobehavioral function from an epidemiological study by Roels et al. The study population was occupationally exposed to airborne manganese dust with a median concentration of 0.948 mg/m³ for 0.2 to 17.7 years with a mean duration of 5.3 years. Neurological examinations, psychomotor tests, lung function tests, blood tests, and urine tests were used to determine the possible effects of exposure. The LOAEL was derived from an occupational-lifetime integrated respirable dust concentration of manganese dioxide expressed as mg manganese/m³ × years. Confidence in the inhalation RfC is rated medium by the EPA.

Some conflicting data exist on possible carcinogenesis following injections of manganese chloride and manganese sulfate in mice. However, the EPA weight-of-evidence classification is: D, not classifiable as to human carcinogenicity based on no evidence in humans and inadequate evidence in animals.

As noted previously, no cancer slope factors for manganese are available. Therefore, carcinogenicity from exposure to manganese is not included in the BHHRA. The oral RfDs used in the BHHRA are 4.6×10^{-2} and 1.40×10^{-1} mg/(kg × day) for the exposure through environmental media and diet, respectively. The dermal route RfD based on the oral RfD for exposure to environmental media and diet and a gastrointestinal absorption factor of 4% is 1.84×10^{-3} and 5.6×10^{-3} mg/(kg × day), respectively. The manganese RfD for inhalation exposure used in the BHHRA is 1.43×10^{-5} mg/(kg × day) for environmental media and diet.

4.2.19 Mercury (CAS 007439-97-6) (RAIS)

Mercury is a naturally occurring element existing in multiple forms and in various oxidation states. It is used in a wide variety of products and processes. In the environment, mercury may undergo transformations among its various forms and among its oxidation states. Exposure to mercury may occur in both occupational and environmental settings, the latter primarily involving dietary exposure.

Absorption, distribution, metabolism, and excretion of mercury is dependent upon its form and oxidation state. Organic mercurials are more readily absorbed than are inorganic forms. An oxidation-reduction cycle is involved in the metabolism of mercury and mercury compounds by both animals and humans. The urine and feces are primary excretory routes. The elimination half-life is 35 to 90 days for elemental mercury and mercury vapor and about 40 days for inorganic salts.

Ingestion of mercury metal is usually without effect. Ingestion of inorganic salts may cause severe gastrointestinal irritation, renal failure, and death with acute lethal doses in humans ranging from 1 to 4 g. Mercuric (divalent) salts are usually more toxic than are mercurous (monovalent) salts. Mercury is also known to induce hypersensitivity reactions such as contact dermatitis and acrodynia (pink disease).

Inhalation of mercury vapor may cause irritation of the respiratory tract, renal disorders, central nervous system effects characterized by neurobehavioral changes, peripheral nervous system toxicity, renal toxicity (immunologic glomerular disease), and death.

Toxicity resulting from subchronic and chronic exposure to mercury and mercury compounds usually involves the kidneys and/or nervous system, the specific target and effect being dependent on the form of mercury. Organic mercury, especially methyl mercury, rapidly enters the central nervous system resulting in behavioral and neuromotor disorders. The developing central nervous system is especially sensitive to this effect, as documented by the epidemiologic studies in Japan and Iraq where ingestion of methyl mercury-contaminated food resulted in severe toxicity and death in adults and severe central nervous system effects in infants. Blood mercury levels of <10 µg/dL and 300 µg/dL corresponded to mild effects and death, respectively. Teratogenic effects due to organic or inorganic mercury exposure do not appear to be well documented for humans or animals, although some evidence exists for mercury-induced menstrual cycle disturbances and spontaneous abortions.

A subchronic and chronic oral RfD of 0.0001 mg/kg/day for methyl mercury is based on a benchmark dose of 1.1 µg/kg/day relative to neurologic developmental abnormalities in human infants. A subchronic and chronic oral RfD of 0.0003 mg/(kg × day) for mercuric chloride is based on immunologic glomerulonephritis. A LOAEL of 0.63 mg Hg/kg/day for mercuric chloride was identified. NOAELs were not available for oral exposure to inorganic mercury or methyl mercury. A subchronic and chronic inhalation RfC of 0.0003 mg Hg/m³ for inorganic mercury is based on neurological disorders (increased frequency of intention tremors) following long-term occupational exposure to mercury vapor. The LOAELs for subchronic and chronic inhalation exposures to inorganic mercury are 0.32 and 0.03 mg Hg/m³, respectively. NOAELs were unavailable. An inhalation RfC for methyl mercury has not been determined.

No data were available regarding the carcinogenicity of mercury in humans or animals. EPA has placed inorganic mercury in weight-of-evidence classification D, not classifiable as to human carcinogenicity. Weight-of-evidence classifications of C (possible human carcinogen) have been assigned to mercuric chloride and methyl mercury by EPA based upon limited evidence of carcinogenicity in rodents. No slope factors have been calculated.

The oral RfD used in this BHHRA is 3.0×10^{-4} mg/(kg × day). The dermal route RfD based on the oral RfD and a gastrointestinal absorption factor of 7% is 2.1×10^{-5} mg/(kg × day). The RfD for inhalation exposure used in the BHHRA is 8.57×10^{-5} mg/(kg × day).

4.2.20 Molybdenum (CAS 007439-98-7) (RAIS)

Molybdenum (Mo) occurs naturally in various ores; the principal source being molybdenite (MoS₂). Molybdenum compounds are used primarily in the production of metal alloys. Molybdenum is considered an essential trace element; the provisional recommended dietary intake is 75-250 µg/day for adults and older children.

Water-soluble molybdenum compounds are readily taken up through the lungs and gastrointestinal tract; but insoluble compounds are not. Following absorption, molybdenum is distributed throughout the body with the highest levels generally found in the liver, kidneys, spleen, and bone. Limited data suggest that 25 to 50% of an oral dose is excreted in the urine, with small amounts also eliminated in the bile. Biological half-life may vary from several hours in laboratory animals to as much as several weeks in humans.

Data documenting molybdenum toxicity in humans are limited. The physical and chemical state of the molybdenum, route of exposure, and compounding factors such as dietary copper and sulfur levels

may all affect toxicity. Mild cases of molybdenosis may be clinically identifiable only by biochemical changes (e.g., increases in uric acid levels due to the role of molybdenum in the enzyme xanthine oxidase). Excessive intake of molybdenum causes a physiological copper deficiency, and conversely, in cases of inadequate dietary intake of copper, molybdenum toxicity may occur at lower exposure levels.

There is no information available on the acute or subchronic oral toxicity of molybdenum in humans. In studies conducted in a region of Armenia where levels of molybdenum in the soil are high (77 mg Mo/kg), 18% of the adults examined in one town and 31% of those in another town were found to have elevated concentrations of uric acid in the blood and urine, increased blood xanthine oxidase activity, and gout-like symptoms such as arthralgia, articular deformities, erythema, and edema. The daily molybdenum intake was estimated to be 10-15 mg. An outbreak of genu valgum (knock-knees) in India was attributed to an increase in Mo levels in sorgum, the main staple food of the region. The estimated daily Mo intake was ≤ 1.5 mg.

In animals, acutely toxic oral doses of molybdenum result in severe gastrointestinal irritation with diarrhea, coma and death from cardiac failure. Oral LD₅₀ values of 125 and 370 mg Mo/kg for molybdenum trioxide and ammonium molybdate, respectively, have been reported in laboratory rats. Subchronic and chronic oral exposures can result in gastrointestinal disturbances, growth retardation, anemia, hypothyroidism, bone and joint deformities, sterility, liver and kidney abnormalities, and death. Fatty degeneration of the liver occurred in rabbits dosed with 50 mg/kg/day for 6 mo and in rats dosed with 5 mg/kg/day as ammonium molybdate for 1 year. Male sterility, was reported in rats fed diets containing 80 or 140 ppm Mo. Teratogenic effects have not been observed in mammals, but embryotoxic effects, including reduced weight gain, reduced skeletal ossification, nerve system demyelination, and reduced survival of offspring have been reported.

The chronic oral and dermal RfD for molybdenum and molybdenum compounds is 5.0×10^{-3} and 1.9×10^{-3} mg/(kg \times day), respectively, based on biochemical indices in humans. The subchronic RfD is also 5×10^{-3} mg/(kg \times day) (EPA 1992). The gastrointestinal absorption factor is 38%.

Information on the inhalation toxicity of molybdenum in humans following acute and subchronic exposures is not available. Studies of workers chronically exposed to Mo indicate a high incidence of weakness, fatigue, headache, irritability, lack of appetite, epigastric pain, joint and muscle pain, weight loss, red and moist skin, tremor of the hands, sweating, and dizziness. Elevated levels of Mo in blood plasma and urine and high levels of ceruloplasmin and uric acid in blood serum were reported for workers exposed to Mo (8-hr TWA 9.5 mg Mo/m³). Occupational exposure to molybdenum may also result in increased serum bilirubin levels and decreased blood IgA/IgG ratios due to a rise in alpha-immunoglobulins. Direct pulmonary effects of chronic exposure to Mo have been reported in only one study in which 3 of 19 workers exposed to Mo and MoO₃ (1 to 19 mg/m³) for 3-7 years were symptomatic and had X-ray findings indicative of pneumoconiosis. Adverse reproductive or developmental effects have not been observed in molybdenum workers.

In animal studies, inhalation exposures to molybdenum compounds have resulted in respiratory tract irritation, pulmonary hemorrhages, perivascular edema, and liver and kidney damage. Other effects reported in animals include diarrhea, muscle incoordination, loss of hair, loss of weight, changes in ECG, increased arterial blood pressure, increased serum lactate dehydrogenase, increased cardiac adrenaline and noradrenaline levels, and inflammation of the uterine horns with necrotic foci and endometrial atrophy. Some molybdenum compounds, such as molybdenum trioxide and sodium molybdate (Na₂MoO₄) are strong eye and skin irritants; however, others, such as calcium and zinc molybdates are not primary irritants.

Subchronic and chronic RfC for molybdenum are not available.

Information on the oral or inhalation carcinogenicity of molybdenum compounds in humans was not available, and animal data indicate that Mo may have an inhibitory effect on esophageal and mammary carcinogenesis. However, intraperitoneal injections of MoO₃ in mice produced a significant increase in the number of lung adenomas per mouse and an insignificant increase in the number of mice bearing tumors. Molybdenum is placed in EPA Group D, not classifiable as to carcinogenicity in humans and calculation of slope factors is not possible.

A chronic and subchronic oral RfD of 5.00×10^{-3} mg/(kg × day) was used in the BHHRA. The dermal route RfD based on the oral RfD and a gastrointestinal absorption factor of 38% is 1.9×10^{-3} mg/(kg × day) (RAIS).

4.2.21 Nickel (CAS 007440-02-0 for soluble nickel salts) (RAIS)

Nickel is a naturally occurring element that may exist in various mineral forms. It is used in a wide variety of applications including metallurgical processes and electrical components, such as batteries. Some evidence suggests that nickel may be an essential trace element for mammals.

The absorption of nickel is dependent on its physicochemical form, with water soluble forms being more readily absorbed. The metabolism of nickel involves conversion to various chemical forms and binding to various ligands. Nickel is excreted in the urine and feces with relative amounts for each route being dependent on the route of exposure and chemical form. Most nickel enters the body via food and water consumption, although inhalation exposure in occupational settings is a primary route for nickel-induced toxicity.

In large doses (>0.5 g), some forms of nickel may be acutely toxic to humans when taken orally. Oral LD₅₀ values for rats range from 67 mg nickel/kg (nickel sulfate hexahydrate) to >9000 mg nickel/kg (nickel powder). Toxic effects of oral exposure to nickel usually involve the kidneys with some evidence from animal studies showing a possible developmental/reproductive toxicity effect.

Inhalation exposure to some nickel compounds will cause toxic effects in the respiratory tract and immune system. Inhalation LC₅₀ values for animals range from 0.97 mg nickel/m³ for rats (6-hour exposure) to 15 mg nickel/m³ for guinea pigs (time not specified). Acute inhalation exposure of humans to nickel may produce headache, nausea, respiratory disorders, and death. Asthmatic conditions have also been documented for inhalation exposure to nickel. Soluble nickel compounds tend to be more toxic than insoluble compounds. In addition, nickel carbonyl is known to be extremely toxic to humans upon acute inhalation exposure.

Data on nickel-induced reproductive/developmental effects in humans following inhalation exposure are equivocal. No clinical evidence of developmental or reproductive toxicity were reported for women working in a nickel refinery, but Chashschin et al. reported possible reproductive and developmental effects in humans of occupational exposure to nickel (0.13-0.2 mg nickel/m³). Although not validated by quantitative epidemiologic data or statistical analyses, the authors reported an apparently abnormal increase in spontaneous and threatening abortions (16-17% in nickel-exposed workers vs 8-9% in nonexposed workers), and an increased incidence of non-specified structural malformations (17% vs 6%) was reported also. Furthermore, sensitivity reactions to nickel are well documented and usually involve contact dermatitis reactions resulting from contact with nickel-containing items such as cooking utensils, jewelry, coins, etc.

A chronic and subchronic oral RfD of 0.02 mg/kg/day for soluble nickel salts is based on changes in organ and body weights of rats receiving dietary nickel sulfate hexahydrate (5 mg/kg/day) for 2 years. A NOAEL and LOAEL of 5 mg/kg/day and 50 mg/kg/day, respectively, were reported in the key study. An

uncertainty factor of 300 reflects interspecies extrapolation uncertainty, protection of sensitive populations, and a modifying factor of 3 for a database deficient in reproductive/developmental studies. An inhalation RfC for soluble nickel salts is under review by the RfD/RfC Work Group and currently is not available.

The primary target organs for nickel-induced systemic toxicity are the lungs and upper respiratory tract for inhalation exposure and the kidneys for oral exposure. Other target organs include the cardiovascular system, immune system, and the blood.

Epidemiologic studies have shown that occupational inhalation exposure to nickel dust (primarily nickel subsulfate) at refineries has resulted in increased incidences of pulmonary and nasal cancer. Inhalation studies using rats have also shown nickel subsulfate or nickel carbonyl to be carcinogenic. Based on these data, the EPA has classified nickel subsulfate and nickel refinery dust in weight-of-evidence group A, human carcinogen. Carcinogenicity slope factors of 1.7 and $8.4 \times 10^{-1} \text{ (mg/kg/day)}^{-1}$ and unit risks of $4.8 \times 10^{-4} \text{ (}\mu\text{g/m}^3\text{)}^{-1}$ and $2.4 \times 10^{-4} \text{ (}\mu\text{g/m}^3\text{)}^{-1}$ have been calculated for nickel subsulfide and nickel refinery dust, respectively. Based on an increased incidence of pulmonary carcinomas and malignant tumors in animals exposed to nickel carbonyl by inhalation or by intravenous injection, this compound had been placed in weight-of-evidence group B2, probable human carcinogen. No unit risk values were available for nickel carbonyl. Recent analyses of epidemiologic data, however, indicate that definitive identification of a specific nickel compound as the causative agent is not yet possible.

No cancer slope factors for soluble nickel salts were found. Therefore, carcinogenicity due to exposure to soluble nickel salts is not included in the BHHRA. The oral RfD used in the BHHRA is $2.00 \times 10^{-2} \text{ mg/ (kg} \times \text{day)}$. The dermal route RfD used in the BHHRA, based on the oral RfD and a gastrointestinal absorption factor of 27%, is $5.4 \times 10^{-3} \text{ mg/(kg} \times \text{day)}$. An inhalation RfD for soluble nickel salts was not found; however, based on potential whole body effects discussed previously, the oral RfD of $2.00 \times 10^{-2} \text{ mg/ (kg} \times \text{day)}$ is used as the surrogate inhalation RfD in the uncertainty discussion in Sect. 6.

4.2.22 Nitrate, Nitrate/Nitrite (CAS 14797-55-8) also Nitrate as Nitrogen (CAS 007727-37-9) (RAIS)

Nitrates are produced by natural biological and physical oxidations and therefore are ubiquitous in the environment. Most of the excess nitrates in the environment originate from inorganic chemicals manufactured for agriculture. Organic molecules containing nitrate groups are manufactured primarily for explosives or for their pharmacological effects. Exposure to inorganic nitrates is primarily through food and drinking water, whereas exposure to organic nitrates can occur orally, dermally, or by respiration. The primary toxic effects of the inorganic nitrate ion (NO_3^-) result from its reduction to nitrite (NO_2^-) by microorganisms in the upper gastrointestinal tract. Nitrite ions can also be produced with organic nitrate exposure; however, the primary effect of organic nitrate intake is thought to be dependent on the production of an active nitric oxide (NO^-) radical. Organic nitrates are metabolized in the liver resulting in an increase in blood nitrites. Nitrates and nitrites are excreted primarily in the urine as nitrates.

The primary toxic effect of inorganic nitrates is the oxidation of the iron in hemoglobin by excess nitrites forming methemoglobin. Infants less than 6 months old comprise the most sensitive population. Epidemiological studies have shown that baby formula made with drinking water containing nitrate nitrogen levels over 10 mg/L can result in methemoglobinemia, especially in infants less than 2 months of age. No cases of methemoglobinemia were reported with drinking water nitrate nitrogen levels of 10 mg/L or less. A secondary target for inorganic nitrate toxicity is the cardiovascular system. Nitrate intake can also result in a vasodilatory effect, which can complicate the anoxia resulting from methemoglobinemia. Decreased motor activity was reported in mice given up to 2000 mg nitrite/L in drinking water, and persistent changes in electroencephalogram (EEG) recordings were observed in rats exposed to 100 to 2000 mg nitrite/L in drinking water. However, exposure of rats to 3000 mg nitrite/L in drinking water for

2 years did not result in any gross or microscopic changes in brain tissue. The data indicate that these central nervous system effects are not related to methemoglobin levels.

The importance of the primary and secondary targets are reversed with organic nitrates, several of which have long been used for their vasodilatory effects in the treatment of angina pectoris in humans. Large doses of organic nitrates, however, can also produce methemoglobinemia. Epidemiological studies have shown that chronic or subchronic exposure to organic nitrates results in the development of tolerance to the cardiovascular effects of these compounds. This apparent biocompensation has caused serious cardiac problems in munitions workers exposed to organic nitrates when they are suddenly removed from the source of exposure.

An epidemiological study correlated the number of congenital malformations of the central nervous system and musculoskeletal system of babies with the amount of inorganic nitrate in the mother's drinking water. Other studies, however, do not support these associations, and the presence of unidentified teratogenic factors in the environment could not be ruled out. Inorganic nitrate and nitrite have been tested for teratogenicity in rats, guinea pigs, mice, hamsters, and rabbits. No teratogenic responses were reported; however, fetotoxicity attributed to maternal methemoglobinemia was observed at high doses (4000 mg nitrate/L in drinking water).

A RfD of 1.60 mg/(kg × day) (nitrate nitrogen) for chronic oral exposure was calculated from a NOAEL of 10 mg/L and a LOAEL of 11-20 mg/L in drinking water, based on clinical signs of methemoglobinemia in 0-3-month-old infants. It is important to note, however, that the effect was documented in the most sensitive human population so no uncertainty or modifying factors were used.

The possible carcinogenicity of nitrate depends on the conversion of nitrate to nitrite and the reaction of nitrite with secondary amines, amides, and carbamates to form N-nitroso compounds that are carcinogenic. Experiments with rats have shown that when given both components, nitrite and heptamethyleneimine, in drinking water, an increase in the incidence of tumors occurs. Human epidemiological studies, however, have yielded conflicting evidence. Positive correlations between the concentration of nitrate in drinking water and the incidence of stomach cancer were reported in Columbia and Denmark. However, studies in the United Kingdom and other countries have failed to show any correlation between nitrate levels and cancer incidence. Nitrate has not been classified as to its carcinogenicity by the EPA, although it is under review.

The oral RfD for nitrate used in this BHHRA is 1.6 mg/(kg × day). The dermal route RfD for nitrate based on the oral RfD and a gastrointestinal absorption factor of 50% is 8.0×10^{-1} mg/(kg × day). The RfD for inhalation exposure of nitrate has not been determined.

The oral RfD for nitrite used in this BHHRA is 1.0×10^{-1} mg/(kg × day). The dermal route RfD for nitrite based on the oral RfD and a gastrointestinal absorption factor of 50% is 5.0×10^{-2} mg/(kg × day). The RfD for inhalation exposure of nitrite has not been determined.

4.2.23 Nitrogen (Kjeldahl-total (CAS007727-37-9) also Ammonia as Nitrogen (CAS 0007664-41-7))

Information on the toxicity of nitrogen was not found in the available literature. When information becomes available, it will be included in this report.

Neither slope factors nor RfDs for any route of exposure were found for nitrogen. Therefore, neither carcinogenicity nor systemic toxicity resulting from nitrogen exposure is included in the BHHRA.

The inhalation RfC for ammonia given by EPA is 1.00×10^{-1} mg/m³. The inhalation RfD for ammonia calculated and used in the BHHRA is 2.86×10^{-2} mg/(kg × day).

4.2.24 Orthophosphate (CAS 0014265-44-2)

Information on the toxicity of orthophosphate (also known as monohydrogen phosphate ion, HPO_4^- , inorganic phosphate, Pi, and HO_4P^-_2) was not found in the available literature. When information becomes available, it will be included in this report.

Neither slope factors nor RfDs for any route of exposure were found for phosphate. Therefore, neither carcinogenicity nor systemic toxicity because of phosphate exposure is included in the BHHRA.

4.2.25 Selenium (CAS 007782-49-2) (RAIS)

Selenium is an essential trace element important in many biochemical and physiological processes including the biosynthesis of coenzyme Q (a component of mitochondrial electron transport systems), regulation of ion fluxes across membranes, maintenance of the integrity of keratins, stimulation of antibody synthesis, and activation of glutathione peroxidase (an enzyme involved in preventing oxidative damage to cells). Recommended human dietary allowances (average daily intake) for selenium are as follows: infants up to 1 year, 10-15 g; children 1-10 years, 20-30 g; adult males 11-51+ years, 40-70 g; adult females 11-51+ years, 45-55 g; pregnant or lactating women, 65-75 g. There appears to be a relatively narrow range between levels of selenium intake resulting in deficiency and those causing toxicity.

Selenium occurs in several valence states: -2 (hydrogen selenide, sodium selenide, dimethyl selenium, trimethyl selenium, and selenoamino acids such as selenomethionine; 0 (elemental selenium); +4 (selenium dioxide, selenious acid, and sodium selenite); and +6 (selenic acid and sodium selenate). Toxicity of selenium varies with valence state and water solubility of the compound in which it occurs. The latter can affect gastrointestinal absorption rates.

Gastrointestinal absorption in animals and humans for various selenium compounds ranges from about 44% to 95% of the ingested dose. Respiratory tract absorption rates of 97% and 94% for aerosols of selenious acid have been reported for dogs and rats, respectively. Selenium is found in all tissues of the body; highest concentrations occur in the kidney, liver, spleen, and pancreas. Excretion is primarily via the urine (0-15 g/L); however, excretory products can also be found in the feces, sweat, and in expired air.

In humans, acute oral exposures can result in excessive salivation, garlic odor to the breath, shallow breathing, diarrhea, pulmonary edema, and death. Other reported signs and symptoms of acute selenosis include tachycardia, nausea, vomiting, abdominal pain, abnormal liver function, muscle aches and pains, irritability, chills, and tremors. Acute toxic effects observed in animals include pulmonary congestion, hemorrhages and edema, convulsions, altered blood chemistry (increased hemoglobin and hematocrit); liver congestion; and congestion and hemorrhage of the kidneys.

General signs and symptoms of chronic selenosis in humans include loss of hair and nails, acropachia (clubbing of the fingers), skin lesions (redness, swelling, blistering, and ulcerations), tooth decay (mottling, erosion and pitting), and nervous system abnormalities attributed to polyneuritis (peripheral anesthesia, acroparaesthesia, pain in the extremities, hyperreflexia of the tendon, numbness, convulsions, paralysis, motor disturbances, and hemiplegia). In domesticated animals, subchronic and chronic oral exposures can result in loss of hair, malformed hooves, rough hair coat, and nervous system abnormalities (impaired vision and paralysis). Damage to the liver and kidneys and impaired immune responses have been reported to occur in rodents following subchronic and/or chronic oral exposures.

Selenium is teratogenic in birds and possibly also in domesticated animals (pigs, sheep, and cattle), but evidence of teratogenicity in humans and laboratory animals is lacking. However, adverse reproductive and developmental effects (decreased rates of conception, increased rates of fetal resorption, and reduced fetal body weights) have been reported for domesticated and laboratory animals.

The RfD for chronic oral exposures is 5×10^{-3} mg/(kg \times day) for both selenium and selenious acid. The subchronic RfDs for these compounds are the same as the chronic RfDs.

In humans, inhalation of selenium or selenium compounds primarily affects the respiratory system. Dusts of elemental selenium and selenium dioxide can cause irritation of the skin and mucous membranes of the nose and throat, coughing, nosebleed, loss of sense of smell, dyspnea, bronchial spasms, bronchitis, and chemical pneumonia. Other signs and symptoms following acute inhalation exposures include lacrimation, irritation and redness of the eyes, gastrointestinal distress (nausea and vomiting), depressed blood pressure, elevated pulse rate, headaches, dizziness, and malaise. In animals, acute inhalation exposures also result in severe respiratory effects including edema, hemorrhage, and interstitial pneumonitis as well as in splenic damage (congestion, fissuring red pulp, and increased polymorphonuclear leukocytes) and liver congestion and mild central atrophy. Information on toxicity of selenium in humans and animals following chronic inhalation exposures is not available, and subchronic and chronic inhalation reference concentrations have not been derived.

Epidemiologic studies in humans have shown a correlation between chronic oral exposures to selenium and an increased incidence of death due to neoplasms. Some studies have indicated that selenium may have anti-neoplastic properties. In studies on laboratory animals, selenites or selenates have not been found to be carcinogenic; however, selenium sulfide produced a significant increase in the incidence of hepatocellular carcinomas in male and female rats and in female mice and a significant increase in alveolar/bronchiolar carcinomas and adenomas in female mice following chronic oral exposures. EPA has placed selenium and selenious acid in Group D, not classifiable as to carcinogenicity in humans, while selenium sulfide is placed in Group B2, probable human carcinogen. Quantitative data are, however, insufficient to derive a slope factor for selenium sulfide. Pertinent data regarding the potential carcinogenicity of selenium by the inhalation route in humans or animals were not located in the available literature.

The oral RfD used in this BHHRA is 5.0×10^{-3} mg/(kg \times day). The dermal route RfD based on the oral RfD and a gastrointestinal absorption factor of 44% is 2.2×10^{-3} mg/(kg \times day). The RfD for inhalation exposure has not been determined.

4.2.26 Silica (CAS 007631-86-9)

Information on the toxicity of silica was not found in the available literature. When information becomes available, it will be included in this report.

Neither slope factors nor RfDs for any route of exposure were found for silica. Therefore, neither carcinogenicity nor systemic toxicity resulting from silica exposure is included in the BHHRA.

4.2.27 Silver (CAS 007440-22-4) (RAIS)

Silver is a relatively rare metal that occurs naturally in the earth's crust and is released to the environment from various industrial sources. Human exposure to silver and silver compounds can occur orally, dermally, or by inhalation. Silver is found in most tissues, but has no known physiologic function.

In humans, accidental or intentional ingestion of large doses of silver nitrate has produced corrosive damage of the gastrointestinal tract, abdominal pain, diarrhea, vomiting, shock, convulsions, and death. Respiratory irritation was noted following acute inhalation exposure to silver or silver compounds. Silver nitrate solutions are highly irritating to the skin, mucous membranes, and eyes.

Ingestion, inhalation, or dermal absorption of silver may cause argyria, the most common indicator of long-term exposure to silver or silver compounds in humans. Argyria is a gray or blue-gray, permanent

discoloration of the skin and mucous membranes that is not a toxic effect per se, but is considered cosmetically disfiguring. Chronic inhalation exposure of workers to silver oxide and silver nitrate dusts resulted in upper and lower respiratory irritation, deposition of granular silver-containing deposits in the eyes, impaired night vision, and abdominal pain. Mild allergic responses have been attributed to dermal contact with silver.

In long-term oral studies with experimental animals, silver compounds have produced slight thickening of the basement membranes of the renal glomeruli, growth depression, shortened lifespan, and granular silver-containing deposits in skin, eyes, and internal organs. Hypoactivity was seen in rats subchronically exposed to silver nitrate in drinking water.

A RfD of 5×10^{-3} mg/(kg \times day) for subchronic and chronic exposure was calculated from a LOAEL of 0.014 mg/(kg \times day) for argyria observed in patients receiving i.v. injections of silver arsphenamine. Data are presently insufficient to derive a RfC for silver.

Data adequate for evaluating the carcinogenicity of silver to humans or animals by ingestion, inhalation, or other routes of exposure were not found. Based on EPA guidelines, silver is placed in weight-of-evidence group D, not classifiable as to human carcinogenicity.

The oral RfD used in this BHHRA is 5.0×10^{-3} mg/(kg \times day). The dermal route RfD based on the oral RfD and a gastrointestinal absorption factor of 18% is 9.0×10^{-4} mg/(kg \times day). The RfD for inhalation exposure has not been determined.

4.2.28 Strontium (CAS 007440-24-6)

Strontium is commonly found in igneous rocks or independently in or near sedimentary rocks such as gypsum and is also sometimes found in seawater. Only .02–.03% of the earth's crust is composed of strontium, which is used to modify the properties of low aluminum silicon-casting alloys, deoxidize copper and bronze, and improve the machinability of gray-iron castings. In addition, it is sometimes added to tin and lead alloys and toothpaste (Grayson and Eckroth 1984).

Strontium is absorbed from the gastrointestinal tract and then is deposited in the teeth and bones. No evidence suggests that strontium is hazardous in industrial conditions. With massive doses through intravenous injection, strontium can cause electrocardiographic changes and respiratory paralysis (Grayson and Eckroth 1984).

No cancer slope factors for stable strontium were found; therefore, carcinogenicity due to exposure to stable strontium is not included in the BHHRA. The oral RfD used in the BHHRA is 6.00×10^{-1} mg/(kg \times day). The dermal route RfD used in the BHHRA, based on the oral RfD and a gastrointestinal absorption factor of 20%, is 1.20×10^{-1} mg/(kg \times day) (RAIS). An inhalation RfD for strontium was not found.

4.2.29 Sulfate and Sulfide (CAS 012143-45-2 and 018496-25-8)

The sulfate ion, SO_4 , is one of the major anions occurring in natural waters. The majority of sulfates are water soluble with the exception of lead, barium, and strontium sulfates. Therefore, dissolved sulfate is considered to be a permanent solute of water.

The major health effect observed with sulfate ingestion is laxative action, and the cation associated with the sulfate appears to have some effect on the salt's potency as a laxative. Sulfate slowly penetrates mammalian cellular membranes and is rapidly eliminated through the kidneys. Pursuant to the Safe Drinking Water Act, the EPA has proposed Maximum Contaminant Limit Goals of either 400 or 500 mg/L to

protect infants and has identified a LOAEL of 630 mg/L based on diarrhea in infants receiving formula made with high-sulfate water. The Drinking Water Standards of the U.S. Public Health Service recommend that sulfate in water not exceed 250 mg/L, except when no more suitable supplies are or can be made available.

Sulfates can contribute to an undesirable taste in water. The taste threshold for the sulfate ion in water is 300 to 400 mg/L, and a guidance value of 400 mg/L based on aesthetic quality has been suggested. The current EPA National Secondary Maximum Contaminant Level for sulfate, based on organoleptic effects, is 250 mg/L.

Sulfide occurs as a salt (e.g., sodium, potassium, or calcium sulfide). Sulfur compounds occur naturally in the environment. The toxicity of a sulfide is a function of the metal to which the sulfur atom is bound. No toxicity information specific to sulfide was found in the available literature.

Neither slope factors nor RfDs for any route of exposure were found for sulfate and sulfide. Therefore, neither carcinogenicity nor systemic toxicity resulting from sulfate or sulfide exposure is included in the BHHRA.

4.2.30 Tetraoxo-sulfate (1-)

Information on the toxicity of tetraoxo-sulfate (1-) was not found in the available literature. When information becomes available, it will be included in this report.

Neither slope factors nor RfDs for any route of exposure were found for tetraoxo-sulfate (1-). Therefore, neither carcinogenicity nor systemic toxicity resulting from tetraoxo-sulfate (1-) exposure is included in the BHHRA.

4.2.31 Thallium (CAS 007440-28-0) (RAIS)

Thallium, a naturally occurring elemental metal, is commonly found in minerals and as thallium salts. It can also be released into the environment from industrial sources. Atmospheric thallium contaminates surface soils by deposition allowing for the exposure of humans by oral, dermal, or inhalation routes. The most common nonoccupational sources of thallium exposure are contaminated food crops and tobacco. Although normally present in the urine of humans, elevated urine thallium concentrations have been associated with adverse health effects.

The primary targets of thallium toxicity are the nervous, integumentary, and reproductive systems. In humans, acute exposures produce paresthesia, retrobulbar neuritis, ataxia, delirium, tremors, and hallucinations. This implies central, peripheral, and autonomic nervous system involvement. Human and animal chronic exposures result in alterations of the brain, spinal cord, and peripheral nerves. In both humans and animals, alopecia is the most common indicator of long-term thallium poisoning.

An increased incidence of congenital malformations was found in children of parents exposed to thallium through the consumption of home-grown fruits and vegetables. However, a causal relationship between these effects and thallium exposure could not be confirmed. In animal studies, thallium compounds produced testicular effects in male rats and slight fetotoxicity and significant impairment of learning ability in the offspring of treated female rats.

RfDs have been calculated for subchronic and chronic oral exposure to several thallium compounds. The values, derived from a single study where thallium treatment increased AST and LDH activities in rats, are based on NOAELs ranging from 0.23 to 0.28 mg/(kg × day). The subchronic RfDs are 8.00×10^{-4}

(thallium sulfate, chloride, and carbonate) or 9.00×10^{-4} mg/(kg × day) (thallium nitrate and acetate), and the chronic RfDs are 8.00×10^{-5} (thallium sulfate, chloride, and carbonate) or 9.00×10^{-5} mg/(kg × day) (thallium nitrate and acetate).

Data suitable for evaluating the carcinogenicity of thallium to humans or animals by ingestion, inhalation, or other routes of exposure were not found. Thallium sulfate, selenite, nitrate, chloride, carbonate, and acetate have been placed in EPA's weight-of evidence Group D, not classifiable as to human carcinogenicity based on inadequate human and animal data.

Neither slope factors nor chronic RfDs for any route of exposure were found for thallium. Therefore, neither carcinogenicity nor systemic toxicity due to thallium exposure is included in the BHHRA. A gastrointestinal absorption factor of 15% is available for thallium-soluble salts.

4.2.32 Thorium (007440-29-1)

Information on the toxicity of thorium as a metal (not radionuclide, please see radionuclides) was not found in the available literature. When information becomes available, it will be included in this report.

Neither slope factors nor RfDs for any route of exposure were found for thorium. Therefore, neither carcinogenicity nor systemic toxicity resulting from thorium exposure is included in the BHHRA.

4.2.33 Tin (CAS 007440-31-5)

Tin is a silver-white, very malleable and ductile metal that is insoluble in water. It is used to make solder, aircraft parts, tin alloys, perfumes, and soaps. Tin is also used to make containers for food and beverages.

The probable routes of human exposure to tin are through inhalation of dust and eye and skin contact. Tin is not particularly toxic, but dust particles can irritate the eyes and respiratory system. Skin and eye irritation have been observed in both humans and animals after acute and intermediate exposure to inorganic tin compounds. Gastrointestinal effects have been observed in humans after the ingestion of tin from food or beverage containers. Chronic inhalation of dust or fume of tin oxide can cause accumulation of tin in the lungs (Stannosis), but no functional changes or systemic disease have been observed in humans or animals. Neither genotoxic effects nor carcinogenic potential has been clearly demonstrated in humans or animals after inhalation, ingestion, or dermal contact. The EPA's carcinogenic classification of inorganic tin is Group D (not classifiable as to human carcinogenicity).

The oral and dermal Reference Dose (RfD) for chronic exposures is 6.0×10^{-1} and 6.0×10^{-2} mg/(kg × day), respectively for tin. A gastrointestinal absorption factor of 10% was used.

4.2.34 Titanium (CAS 007440-32-6)

Information on the toxicity of titanium was not found in the available literature. When information becomes available, it will be included in this report.

Neither slope factors nor RfDs for any route of exposure were found for titanium. Therefore, neither carcinogenicity nor systemic toxicity resulting from titanium exposure is included in the BHHRA.

4.2.35 Uranium (metal and soluble salts) (CAS 007440-61-1) (see radionuclide section, also)

Uranium is a hard, silvery white amphoteric metal and is a radioactive element. In its natural state it consists of three isotopes: uranium-234, uranium-235, and uranium-238. More than 100 uranium minerals

exist; those of commercial importance are the oxides and oxygenous salts. The processing of uranium ore generally involves extraction then leaching either by an acid or a carbonate method. In addition, the metal may be obtained from its halides by fused salt electrolysis. The primary use of natural uranium is in nuclear energy as a fuel for nuclear reactors, in plutonium production, and as feeds for gaseous diffusion plants; it is also a source of radium salts. Uranium compounds are used in staining glass, glazing ceramics, and enameling; in photographic processes; for alloying steels; and as a catalyst for chemical reactions, radiation shielding, and aircraft counterweights (Sittig 1981).

The primary route of exposure to uranium metals and salts is through dermal contact. Uranium soluble compounds act as a poison to cause kidney damage under acute exposure and pneumoconiosis or pronounced blood changes under chronic exposure conditions. Furthermore, it is difficult to separate the toxic chemical effects of uranium and its compounds from their radiation effects. The chronic radiation effects are similar to those produced by ionizing radiation. Reports now confirm that carcinogenicity is related to dose and exposure time. Cancer of the lung, osteosarcoma, and lymphoma have all been reported (Sittig 1985). An EPA weight-of-evidence classification for uranium metal was not located in the available literature.

The oral and dermal RfD for chronic exposures is 3.0×10^{-3} and 2.55×10^{-3} mg/(kg \times day), respectively for uranium. A gastrointestinal absorption factor of 85% was used.

References

Sittig, M. 1985. *Handbook of Toxic and Hazardous Chemicals and Carcinogens*, Noyes Publications, Park Ridge, NJ.

4.2.36 Vanadium (CAS 007440-62-2 for metal) (RAIS)

Vanadium is a metallic element that occurs in six oxidation states and numerous inorganic compounds. Some of the more important compounds are vanadium pentoxide (V_2O_5), sodium metavanadate ($NaVO_3$), sodium orthovanadate (Na_3VO_4), vanadyl sulfate ($VOSO_4$), and ammonium vanadate (NH_4VO_3). Vanadium is used primarily as an alloying agent in steels and non-ferrous metals. Vanadium compounds are also used as catalysts and in chemical, ceramic or specialty applications.

Vanadium compounds are poorly absorbed through the gastrointestinal system (0.5-2% of dietary amount), but slightly more readily absorbed through the lungs (20-25%). Absorbed vanadium is widely distributed in the body, but short-term localization occurs primarily in bone, kidneys, and liver. In the body, vanadium can undergo changes in oxidation state (interconversion of vanadyl (+4) and vanadate (+5) forms) and it can also bind with blood protein (transferin). Vanadium is excreted primarily in the feces following oral exposures and primarily in the urine following inhalation exposures.

The toxicity of vanadium depends on its physico-chemical state; particularly on its valence state and solubility. Based on acute toxicity, pentavalent NH_4VO_3 has been reported to be more than twice as toxic as trivalent VCl_3 and more than 6 times as toxic as divalent VI_2 . Pentavalent V_2O_5 has been reported to be more than 5 times as toxic as trivalent V_2O_3 . In animals, acutely toxic oral doses cause vasoconstriction, diffuse desquamative enteritis, congestion and fatty degeneration of the liver, congestion and focal hemorrhages in the lungs and adrenal cortex. Minimal effects seen after subchronic oral exposures to animals include diarrhea, altered renal function, and decreases in erythrocyte counts, hemoglobin, and hematocrit. In humans, intestinal cramps and diarrhea may occur following subchronic oral exposures. These studies indicate that for subchronic and chronic oral exposures the primary targets are the digestive system, kidneys, and blood.

RfD for chronic oral exposures are: 7×10^{-3} mg/(kg \times day) for vanadium; 9×10^{-3} mg/(kg \times day) for vanadium pentoxide; 2×10^{-2} mg/(kg \times day) for vanadyl sulfate; and 1×10^{-3} mg/(kg \times day) for sodium metavanadate. The subchronic RfDs for these compounds are the same as the chronic RfDs, except for sodium metavanadate, which is 1×10^{-2} mg/(kg \times day).

Inhalation exposures to vanadium and vanadium compounds result primarily in adverse effects to the respiratory system. In laboratory studies, minimal effects (throat irritation and coughing) occurred after an 8-hr exposure to 0.1 mg V/m³. In studies on workers occupationally exposed to vanadium, the most common reported symptoms were: irritation of the respiratory tract, conjunctivitis, dermatitis, cough, bronchospasm, pulmonary congestion, and bronchitis. Quantitative data are; however, insufficient to derive a subchronic or chronic inhalation RfC for vanadium or vanadium compounds.

There is little evidence that vanadium or vanadium compounds are reproductive toxins or teratogens. There is also no evidence that any vanadium compound is carcinogenic; however, very few adequate studies are available for evaluation. Vanadium has not been classified as to carcinogenicity by the EPA.

The oral RfD used in this BHHRA is 7.0×10^{-3} mg/(kg \times day). The dermal route RfD based on the oral RfD and a gastrointestinal absorption factor of 1% is 7.0×10^{-5} mg/(kg \times day). The RfD for inhalation exposure has not been determined.

4.2.37 Zinc (CAS 007440-66-6 for metal) (RAIS)

Zinc is used primarily in galvanized metals and metal alloys, but zinc compounds also have wide commercial applications as chemical intermediates, catalysts, pigments, vulcanization activators and accelerators in the rubber industry, UV stabilizers, and supplements in animal feeds and fertilizers. They are also used in rayon manufacture, smoke bombs, soldering fluxes, mordants for printing and dyeing, wood preservatives, mildew inhibitors, deodorants, antiseptics, and astringents. In addition, zinc phosphide is used as a rodenticide.

Zinc is an essential element with recommended daily allowances ranging from 5 mg for infants to 15 mg for adult males.

Gastrointestinal absorption of zinc is variable (20-80%) and depends on the chemical compound as well as on zinc levels in the body and dietary concentrations of other nutrients. In individuals with normal zinc levels in the body, gastrointestinal absorption is 20-30%. Information on pulmonary absorption is limited and complicated by the potential for gastrointestinal absorption due to mucociliary clearance from the respiratory tract and subsequent swallowing. Zinc is present in all tissues with the highest concentrations in the prostate, kidney, liver, heart, and pancreas. Zinc is a vital component of many metalloenzymes such as carbonic anhydrase, which regulates CO₂ exchange. Homeostatic mechanisms involving metallothionein in the mucosal cells of the gastrointestinal tract regulate zinc absorption and excretion.

In humans, acutely toxic oral doses of zinc cause nausea, vomiting, diarrhea, and abdominal cramps and in some cases gastric bleeding. Ingestion of zinc chloride can cause burning in the mouth and throat, vomiting, pharyngitis, esophagitis, hypocalcemia, and elevated amylase activity indicative of pancreatitis. Zinc phosphide, which releases phosphine gas under acidic conditions in the stomach, can cause vomiting, anorexia, abdominal pain, lethargy, hypotension, cardiac arrhythmias, circulatory collapse, pulmonary edema, seizures, renal damage, leukopenia, and coma and death in days to weeks. The estimated fatal dose is 40 mg/kg. Animals dosed orally with zinc compounds develop pancreatitis, gastrointestinal and hepatic lesions, and diffuse nephrosis.

Gastrointestinal upset has also been reported in individuals taking daily dietary zinc supplements for up to 6 weeks. There is also limited evidence that the human immune system may be impaired by subchronic exposures. In animals, gastrointestinal and hepatic lesions; pancreatic lesions; anemia; and diffuse nephrosis have been observed following subchronic oral exposures.

Chronic oral exposures to zinc have resulted in hypochromic microcytic anemia associated with hypoceruloplasminemia, hypocupremia, and neutropenia in some individuals. Anemia and pancreatitis were the major adverse effects observed in chronic animal studies. Teratogenic effects have not been seen in animals exposed to zinc; however, high oral doses can affect reproduction and fetal growth.

The reference dose for chronic oral exposure to zinc is under review by EPA; the currently accepted RfD for both subchronic and chronic exposures is 0.2 mg/(kg × day) based on clinical data demonstrating zinc-induced copper deficiency and anemia in patients taking zinc sulfate for the treatment of sickle cell anemia. The chronic oral RfD for zinc phosphide is 3×10^{-4} mg/(kg × day), and the subchronic RfD is 3×10^{-3} mg/(kg × day).

Under occupational exposure conditions, inhalation of zinc compounds (mainly zinc oxide fumes) can result in a condition identified as "metal fume fever", which is characterized by nasal passage irritation, cough, rales, headache, altered taste, fever, weakness, hyperpnea, sweating, pains in the legs and chest, leukocytosis, reduced lung volume, and decreased diffusing capacity of carbon monoxide. Inhalation of zinc chloride can result in nose and throat irritation, dyspnea, cough, chest pain, headache, fever, nausea and vomiting, and respiratory disorders such as pneumonitis and pulmonary fibrosis. Pulmonary inflammation and changes in lung function have also been observed in inhalation studies on animals.

Although "metal fume fever" occurs in occupationally exposed workers, it is primarily an acute and reversible effect that is unlikely to occur under chronic exposure conditions when zinc air concentrations are less than 8-12 mg/m³. Gastrointestinal distress, as well as enzyme changes indicative of liver dysfunction, have also been reported in workers occupationally exposed to zinc; however, it is unclear as to what extent these effects might have been caused by pulmonary clearance, and subsequent gastrointestinal absorption. Consequently, there are no clearly defined toxic effects that can be identified as resulting specifically from pulmonary absorption following chronic low level inhalation exposures. Animal data for chronic inhalation exposures are not available.

An inhalation reference concentration has not been derived for zinc or zinc compounds.

No case studies or epidemiologic evidence has been presented to suggest that zinc is carcinogenic in humans by the oral or inhalation route. In animal studies, zinc sulfate in drinking water or zinc oleate in the diet of mice for a period of one year did not result in a statistically significant increase in hepatomas, malignant lymphomas, or lung adenomas; however, in a 3-year, 5-generation study on tumor-resistant and tumor-susceptible strains of mice, exposure to zinc in drinking water resulted in increased frequencies of tumors from the F0 to the F4 generation in the tumor-resistant strain (from 0.8 to 25.7%, vs. 0.0004% in the controls), and higher tumor frequencies in two tumor-susceptible strains (43.4% and 32.4% vs. 15% in the controls).

Zinc is placed in weight-of-evidence Group D, not classifiable as to human carcinogenicity due to inadequate evidence in humans and animals.

The oral RfD used in this BHHRA is 3.0×10^{-1} mg/(kg × day). The dermal route RfD based on the oral RfD and a gastrointestinal absorption factor of 20% is 6.0×10^{-2} mg/(kg × day). The RfD for inhalation exposure has not been determined.

4.2.38 Zirconium (CAS 007440-32-6)

Information on the toxicity of zirconium was not found in the available literature. When information becomes available, it will be included in this report.

Neither slope factors nor RfDs for any route of exposure were found for zirconium. Therefore, neither carcinogenicity nor systemic toxicity resulting from zirconium exposure is included in the BHHRA.

4.3 ORGANIC COMPOUNDS

4.3.1 1,1,2-Trichloroethane (CAS 000079-00-5) (RAIS)

1,1,2-Trichloroethane (CAS Reg. No. 79-00-5), also known as vinyl trichloride, is a nonflammable liquid that is used in the manufacture of 1,1-dichloroethene; as a solvent for fats, waxes, resins, and alkaloids; and in organic synthesis.

1,1,2-Trichloroethane is released to the environment as a result of anthropogenic activity. The chemical has been identified in the United States at 45 of 1177 hazardous waste sites on the National Priorities List. Based on release patterns of related chemicals, it is estimated that 70-90% of the total release is to air, 10-30% to land, and a few percent to water. Removal of 1,1,2-trichloroethane from the atmosphere is thought to occur by reaction with photochemically produced hydroxyl radicals (estimated half-life 49 days) and from washout by precipitation; however, most of the 1,1,2-trichloroethane removed by washout is expected to reenter the atmosphere by volatilization. If released to soil, 1,1,2-trichloroethane is expected to partially leach into groundwater and to partially volatilize. In surface water, volatilization is the primary removal process.

1,1,2-Trichloroethane is rapidly absorbed, widely distributed in organs and tissues, and extensively metabolized. Major metabolites include chloroacetic acid, S-carboxymethylcysteine, and thiodiacetic acid. 1,1,2-Trichloroethane and/or its metabolites are primarily excreted through the lungs and urine.

Very limited human data were available to evaluate the toxicity of 1,1,2-trichloroethane. The chemical exerts a narcotic action at "low" concentrations and is irritating to the eyes and mucous membranes of the respiratory tract. When in contact with skin, 1,1,2-trichloroethane may cause cracking and erythema.

The oral LD₅₀ for mice (378-491 mg/kg) indicates that in animals the acute oral toxicity of 1,1,2-trichloroethane is moderate. 1,1,2-Trichloroethane is a central nervous system depressant, inducing sedation in mice at oral doses of 378 mg/kg and drowsiness, incoordination, and narcosis in dogs at 289 mg/kg. Male and female CD-1 mice ingesting 384 mg/kg in drinking water for 90 days exhibited alterations in serum enzyme and hepatic microsomal enzyme activities, indicating adverse liver effects. In addition, depressed immune function in both sexes and decreased hemoglobin and hematocrit values in females were noted. Decreased survival was reported in female B6C3F₁ mice exposed to 195 or 390 mg/kg/day for 78 weeks.

Bonnet et al. (1980) reported an inhalation LC₅₀ of 1654 ppm for rats exposed to 1,1,2-trichloroethane for 6 hours, while another study found that a single 7-hour exposure to 250 or 500 ppm resulted in the death of more than half of the exposed female rats, with surviving animals exhibiting marked liver and kidney damage. As noted previously, 1,1,2-trichloroethane is a central nervous system depressant inducing narcosis; death results from respiratory arrest. In mice, a concentration of 3750 ppm for 30 minutes produced central nervous system depression and significantly increased liver enzyme activity within 18 minutes and death in half the animals within 10 hours. No adverse effects were

observed in rats, guinea pigs, and rabbits exposed to 15 ppm for 7 hours/day, 5 days/week for 6 months, but female rats exposed to 30 ppm (16 exposures; 7 hours/day, 5 days/week) exhibited minor hepatic effects. Repeated topical applications of 0.1 mL 1,1,2-trichloroethane produced erythema, edema, fissuring, and scaling of rabbit and guinea pig skin.

An oral reference dose of 0.04 mg/kg/day for subchronic exposure and 0.004 mg/kg/day for chronic exposure to 1,1,2-trichloroethane was calculated based on a NOAEL of 3.9 mg/kg/day and a lowest observed adverse effects level (LOAEL) of 44 mg/kg/day from a 90-day drinking water study with mice. Clinical chemistry alterations indicative of liver damage were identified as critical effects. An inhalation reference concentration for 1,1,2-trichloroethane is under review by EPA.

No epidemiologic studies or case reports addressing the carcinogenicity of 1,1,2-trichloroethane in humans were available. In a rodent bioassay, 1,1,2-trichloroethane was administered by gavage to Osborne-Mendel rats (46 or 92 mg/kg/day) and B6C3F₁ mice (195 or 390 mg/kg/day), 5 days/week for 78 weeks. No effects on tumor development were noted in rats. Treated mice had significantly ($p < 0.01$) increased incidences of hepatocellular carcinomas. The tumor incidences in treated males were 37% and 76% in the low- and high-dose groups, respectively, compared with 10% in vehicle controls, and 33% and 89% in females, respectively, compared to no observed tumors in vehicle controls. An increased incidence of adrenal pheochromocytomas was also observed in male and female mice. In a cancer initiation/promotion study with rats, 1,1,2-trichloroethane did not exhibit tumor initiating or promoting activity.

Based on EPA guidelines, 1,1,2-trichloroethane was assigned to weight-of-evidence group C, possible human carcinogen. For oral exposure, the slope factor is $5.7E-2$ (mg/kg/day)⁻¹ and the unit risk for drinking water is $1.6E-6$ (µg/L)⁻¹. The inhalation slope factor and unit risk are $5.7E-2$ (mg/kg/day)⁻¹ and $1.6E-5$ (µg/m³)⁻¹, respectively.

The oral, dermal, and inhalation cancer slope factors used in the BHHRA for 1,1,2-trichloroethane are $5.70E-2$, $7.04E-2$, and $5.70E-2$ [mg/(kg × day)]⁻¹, respectively. The oral and dermal RfDs used in the BHHRA are $4.00E-3$ and $3.24E-3$ mg/(kg × day). An inhalation RfD was not found, and based on the localized effects discussed above, it would not be appropriate to extrapolate an inhalation RfD from the oral RfD. Both the dermal cancer slope factor and the dermal RfD were derived from their respective oral toxicity value using a gastrointestinal absorption factor of 81%.

4.3.2 1,1-Dichloroethane (CAS 000075-34-3) (RAIS)

1,1-Dichloroethane is used primarily as an intermediate in manufacturing vinyl chloride and 1,1,1-trichloroethane; it is also used as a cleaning agent and degreaser and as a solvent for plastics, oils, and fats.

The available evidence indicates that 1,1-dichloroethane can be readily absorbed following inhalation and oral exposures. The anesthetic effects of 1,1-dichloroethane are evidence that the chemical reaches the CNS. Acetic acid is a major metabolite, and 2,2-dichloroethanol, chloroacetic acid, and dichloroacetic acid are minor metabolites. In animal studies, orally administered 1,1-dichloroethane was excreted primarily in expired air as the unmetabolized chemical.

No information is available on the oral toxicity of 1,1-dichloroethane to humans. In animals, a drinking water concentration of up to 2500 mg/L for 52 weeks caused no adverse effects in male mice, and maximum gavage doses of 764 mg/kg/day (male Osborne-Mendel rats), 950 mg/kg (female Osborne-Mendel rats), 2885 mg/kg (male B6C3F₁ mice), and 3331 mg/kg (female B6C3F₁ mice), 5 days/week for 78 weeks (3 weeks on, 1 week off) resulted in no histopathological changes. A subchronic oral RfD of 1 mg/kg/day and a chronic oral RfD of 0.1 mg/kg/day (based on an inhalation

study in rats and route-to-route extrapolation) are listed in HEAST; however, an oral RfD is currently not found in IRIS. A U.S. Environmental Protection Agency reassessment of the oral RfD is pending.

At high vapor concentrations (26,000 ppm), 1,1-dichloroethane induces anesthesia and can cause cardiac arrhythmia in humans, but no fatalities have occurred. Adverse effects following subchronic or chronic exposures to humans have not been reported. In animal studies, 1,1-dichloroethane did not cause developmental or reproductive effects but did delay rib ossification in rats. Kidney damage was observed in cats exposed to 2025 mg/m³ (6 hours/day, 5 days/week) for 13 weeks followed by 4050 mg/m³ for an additional 13 weeks; however, similar effects were not seen in rats, rabbits, or guinea pigs. A subchronic RfC of 5 mg/m³ and a chronic RfC of 0.5 mg/m³ are listed in HEAST. These RfCs are based on the adverse renal effects in cats following subchronic inhalation exposure. An RfC for 1,1-dichloroethane is not currently on IRIS although an EPA reassessment of the compound is pending.

1,1-Dichloroethane is placed in Group C, possible human carcinogen, based on no human data and limited evidence of carcinogenicity in two animal species (rats and mice), as shown by an increased incidence of mammary gland adenocarcinomas and hemangiosarcomas in female rats and an increased incidence of hepatocellular carcinomas and benign uterine polyps in mice. Slope factors and unit risks have not been calculated.

4.3.3 1,1-Dichloroethene (CAS 000075-35-4) (RAIS)

1,1-Dichloroethene (CAS No. 75-35-4), also known as 1,1-dichloroethylene and vinylidene chloride, is a colorless liquid that is used primarily in the production of polyvinylidene chloride (PVC) copolymers and as an intermediate for synthesis of organic chemicals. The major application for PVC copolymers is the production of flexible films for food packaging such as Saran[®] wrap.

1,1-Dichloroethene does not occur naturally but is found in the environment because of releases associated with its production and transport and with the production of its polymers. Because of its high volatility, releases to the atmosphere are the greatest source of ambient 1,1-dichloroethene. Smaller amounts are released to surface waters and soils. Loss of 1,1-dichloroethene from water and soils is primarily because of volatilization. In the atmosphere, reaction with photochemically generated hydroxyl radicals is expected to be the predominant removal mechanism. Human exposure to 1,1-dichloroethene is potentially highest in workplace settings and in the vicinity of hazardous waste sites where the compound may contaminate environmental media.

The primary effect of acute exposure to high concentrations (approximately 4000 ppm) of 1,1-dichloroethene vapor in humans is CNS depression which may progress to unconsciousness. Occupational exposure has been reported to cause liver dysfunction in workers. 1,1-Dichloroethene is irritating when applied to the skin and prolonged contact can cause first degree burns. Direct contact with the eyes may cause conjunctivitis and transient corneal injury.

In experimental animals, the liver and kidneys are target organs for the toxic effects of 1,1-dichloroethene. Subchronic oral exposure for 90 days to 1,1-dichloroethene in drinking water produced slight hepatotoxic effects at 200 ppm, and chronic oral exposure to drinking water for 2 years produced hepatocellular changes in males at ≥ 100 ppm and in females at ≥ 50 ppm. Gavage administration of 10 mg/kg/day, 5 days/week for 2 years produced chronic inflammation of the kidney in male and female rats and liver necrosis in male and female mice. Exposure by inhalation to 55 ppm 1,1-dichloroethene, 6 hours/day, 5 days/week for up to 1 year produced fatty liver changes in rats and focal degeneration and necrosis in mice.

In a three-generation study, no treatment-related effects on reproduction or neonatal development were seen in male and female Sprague-Dawley rats administered up to 200 ppm of 1,1-dichloroethene in the drinking water. However, inhalation exposure during gestation produced increased resorptions and minor skeletal alterations in rodents at concentrations that caused maternal toxicity. These effects were reported in rats and mice at ≥ 15 ppm and in rats and rabbits at ≥ 80 ppm and ≥ 160 ppm, respectively.

An oral RfD of $9E-3$ mg/kg/day was derived for chronic exposure and subchronic exposure to 1,1-dichloroethene, based on liver lesions seen in rats in a 2-year drinking water study. The oral RfD is currently under review and may be subject to change. An inhalation RfC for 1,1-dichloroethene is under review.

An epidemiology study using a small cohort found no association between the occurrence of cancer or cancer mortality and exposure to 1,1-dichloroethene. Oral carcinogenicity bioassays (drinking water or gavage exposures) with experimental animals gave generally negative results. In one inhalation study, statistically significant increases in renal adenocarcinomas were noted in male Swiss mice exposed to 25 ppm for 12 months. Also observed were statistically significant increases in mammary gland carcinomas in females and lung tumors in both sexes. Results of other inhalation studies with rats, mice, and hamsters have been negative.

Based on EPA guidelines, 1,1-dichloroethene was assigned to weight-of-evidence group C, possible human carcinogen. For oral exposure, the slope factor is $6E-1$ [mg/(kg \times day)]⁻¹ and the unit risk is $1.7E-5$ ($\mu\text{g/L}$)⁻¹. The inhalation slope factor and unit risk are $1.2E+0$ [mg/(kg \times day)]⁻¹ and $5.0E-5$ ($\mu\text{g/m}^3$)⁻¹, respectively.

The oral, inhalation, and dermal cancer slope factors used in the BHHRA for 1,1-dichloroethene are $6.00E-1$, $1.20E+0$, and $6.00E-1$ [mg/(kg \times day)]⁻¹, respectively. The oral and dermal RfDs used in the BHHRA are $9.00E-3$ and $9.00E-3$ mg/(kg \times day). An inhalation RfD was not found, and based on the localized effects discussed above, it would not be appropriate to extrapolate an inhalation RfD from the oral RfD. Both the dermal cancer slope factor and the dermal RfD were derived from their respective oral toxicity value using a gastrointestinal absorption factor of 100%.

4.3.4 1,2-Dichlorobenzene (CAS 000095-50-1)

The oral RfD used in this BHHRA is $9.0E-2$ mg/(kg \times day). The dermal route RfD based on the oral RfD and a gastrointestinal absorption factor of 80% is $7.2E-2$ mg/(kg \times day). The RfD for inhalation exposure used in this BHHRA is $5.71E-2$ mg/(kg \times day).

4.3.5 1,2-Dichloroethane (CAS 000107-06-2) (RAIS)

1,2-Dichloroethane is a clear, colorless, oily liquid with a sweet, pleasant odor. 1,2-Dichloroethane is used primarily as a chemical intermediate and a solvent in closed systems in the manufacture of vinyl chloride, as well as in the synthesis of tetrachloroethene, trichloroethene, 1,1,1-trichloroethane, vinylidene chloride, aziridines, and ethylenediamines. It is added to gasoline as a lead-scavenging agent, and, in the past, has been used as a metal degreasing agent; a solvent; and a fumigant for grain, upholstery, and carpets. It has also been used in ore flotation, in paints, coatings, adhesives, varnishes, finish removers, soaps, and scouring agents.

1,2-Dichloroethane is expected to be highly mobile in most soils, and consequently, contamination of groundwater is possible. Adsorption to soil particles is low, particularly for soils with a low organic carbon content. Volatilization from soils and surface waters may be an important transport process. Microbial biodegradation is not expected to be significant.

1,2-Dichloroethane is absorbed through the lungs, gastrointestinal system, and skin. It is distributed throughout the body but may be concentrated in adipose tissue. The compound can also accumulate in breast milk and may cross the placenta. Metabolism of 1,2-dichloroethane most likely involves conjugation with glutathione. Urinary metabolites are likely to include thiodiglycolic acid, chloroacetic acid, and N-acetyl-S-carboxymethyl-L-cysteine. Excretion occurs primarily through elimination of soluble urinary metabolites.

Bronchitis, hemorrhagic gastritis and colitis, hepatocellular damage, renal tubular necrosis, central nervous system depression, and histopathological changes in the brain have been reported in cases of acute oral poisoning of humans. Animal data indicate that short-term exposures may produce immune system deficiencies, and subchronic or chronic oral exposures may affect the liver or kidney. Subchronic or chronic oral reference doses for 1,2-dichloroethane have not been adopted by the EPA; however, a provisional RfD of 0.03 mg/kg/day has been calculated by the Superfund Health Risk Technical Support Center from a NOAEL of 26 mg/kg/day for rats tested in a subchronic gavage study. Use of this value in risk assessment reports for specific sites must be approved by the Support Center.

Acute inhalation exposures to 1,2-dichloroethane (75-125 ppm) can result in irritation of the eyes, nose and throat, dizziness, nausea, vomiting, increasing stupor, cyanosis, rapid pulse, delirium, anesthesia, partial paralysis, loss of tactile sense, degenerative changes in the myocardium, abnormal EEG, liver and kidney damage, pulmonary edema, and hemorrhages throughout the body. Short-term exposures to animals have resulted in central nervous system depression (inactivity or stupor, tremors, uncertain gait, narcosis); pulmonary congestion; renal tubular degeneration; fatty degeneration of the liver and, less commonly, necrosis and hemorrhage of the adrenal cortex; chronic splenitis; fatty infiltration of the myocardium; and immuno-deficiency. Chronic occupational exposure to 1,2-dichloroethane may result in central nervous systems effects including irritability, sleeplessness, and decreased heart rate; loss of appetite; nausea; vomiting; epigastric pain, as well as irritation of the mucous membranes; and liver and kidney impairment. Subchronic or chronic inhalation exposures to animals resulted in pathological lesions in the kidney, liver, heart, lungs, and testes. A subchronic or chronic inhalation reference concentration for 1,2-dichloroethane has not been adopted and verified by EPA; however, a provisional RfC of 0.005 mg/m³ has been calculated by the Superfund Health Risk Technical Support Center from a LOAEL (gastrointestinal disturbances and liver and gallbladder disease) of 10 mg/m³ for occupationally exposed workers. Use of this value in risk assessment reports for specific sites must be approved by the Support Center.

1,2-Dichloroethane is classified by EPA in Group B2 as a probable human carcinogen by both the oral and inhalation exposure routes, based on evidence for the induction of several types of tumors in rats and mice. Male rats treated by gavage with 1,2-dichloroethane exhibited increased incidences of fibromas of the subcutaneous tissue; hemangiosarcomas of the spleen, liver, pancreas, and adrenal gland; and squamous-cell carcinomas of the forestomach. Female rats treated by gavage developed mammary adenocarcinomas. Increased incidences of hepatocellular carcinomas and pulmonary adenomas were observed in male mice treated by gavage, and increased incidences of mammary adenocarcinomas, pulmonary adenocarcinomas, and endometrial polyps and sarcomas were observed in female mice. Mice treated by topical application of 1,2-dichloroethane exhibited an increased incidence of lung papillomas. The oral slope factor for 1,2-dichloroethane is 9.1E-2 (μg/kg/day)⁻¹, and the drinking water unit risk is 2.6E-6 (μg/L)⁻¹. The inhalation slope factor is 9.1E-2 (μg/kg/day)⁻¹, and the inhalation unit risk is 2.6E-5 (μg/m³)⁻¹.

The oral, dermal, and inhalation cancer slope factors used in the BHHRA for 1,2-dichloroethane are 9.10E-2 [mg/(kg × day)]⁻¹. The inhalation RfD used in the BHHRA is 2.86E-3 mg/(kg × day). Oral and dermal RfDs were not found. A gastrointestinal absorption factor of 100% was used to derive the dermal slope factor.

4.3.6 1,2-Dichloroethene (total (CAS 00540-59-0), *cis*- (CAS 000156-59-2), and *trans*- (CAS 000156-60-5))

1,2-Dichloroethene exists in two isomeric forms, *cis*-1,2-dichloroethene and *trans*-1,2-dichloroethene, that are colorless, volatile liquids with a slightly acrid odor. Although not used extensively in industry, 1,2-dichloroethene is used in the production of other chlorinated solvents and as a solvent for dyes, perfumes, and lacquers. Humans are exposed to 1,2-dichloroethene primarily by inhalation, but exposure can also occur by oral and dermal routes.

Limited information exists on the absorption, distribution, and excretion of 1,2-dichloroethene in either humans or animals. *In vitro* studies have shown that the mixed function oxidases will metabolize 1,2-dichloroethene; the final metabolic products are dependent on the initial isomer of 1,2-dichloroethene.

Information on the toxicity of 1,2-dichloroethene in humans and animals is limited. Workers exposed to 1,2-dichloroethene have been reported to suffer from drowsiness, dizziness, nausea, fatigue, and eye irritation. Acute and subchronic oral and inhalation animal studies of *trans*-1,2-dichloroethene and acute inhalation animal studies of *cis*-1,2-dichloroethene suggest that the liver is the primary target organ. The toxicity is expressed in increased activities of liver associated enzymes, fatty degeneration, and necrosis. Secondary target organs include the central nervous system and lung.

Based on an unpublished study describing decreased hemoglobin and hematocrits in rats treated by gavage for 90 days, EPA assigned a subchronic and chronic oral RfD for *cis*-1,2-dichloroethene of 1.00E-01 mg/kg/day and 1.00E-02 mg/kg/day, respectively. The RfDs were derived from a NOAEL/LOAEL of 32 mg/kg/day. An inhalation RfC for *cis*-1,2-dichloroethene has not been derived.

Subchronic and chronic RfDs of 2.00E-01 mg/kg/day and 2.00E-02 mg/kg/day, respectively, for *trans*-1,2-dichloroethene have been calculated. The RfDs were derived from a LOAEL of 175 mg/kg/day that was based on increased serum alkaline phosphatase activity in mice that received *trans*-1,2-dichloroethene in their drinking water. An RfC for *trans*-1,2-dichloroethene has not been derived.

No information was available concerning the chronic, developmental, or reproductive toxicity of *cis*-1,2-dichloroethene or *trans*-1,2-dichloroethene. No cancer bioassays or epidemiological studies were available to assess the carcinogenicity of 1,2-dichloroethene. EPA has placed both *cis*-1,2-dichloroethene and *trans*-1,2-dichloroethene in weight-of-evidence group D, not classifiable as to human carcinogenicity, based on the lack of human or animal carcinogenicity data and on essentially negative mutagenicity data. Oral and inhalation slope factors have not been calculated for these isomers.

No cancer slope factors for 1,2-dichloroethene were found; therefore, carcinogenicity from exposure could not be quantified in the BHHRA. The oral and dermal RfDs for a mixture of *trans*- and *cis*-1,2-dichloroethene used in the BHHRA are 9.00E-3 and 7.20E-3, respectively. The oral and dermal RfDs for *cis*-1,2-dichloroethene used in the BHHRA are 1.00E-2 and 1.00E-2, respectively. The oral and dermal RfDs for *trans*-1,2-dichloroethene used in the BHHRA are 2.00E-2 and 2.00E-2, respectively. The RfDs were derived from a LOAEL of 175 mg/kg/day that was based on increased serum alkaline phosphatase activity in mice that received *trans*-1,2-dichloroethene in their drinking water. Inhalation RfDs were derived from RfC values and are 9.00E-03, 1.00E-02, and 2.00E-02 mg/(kg × day) for the mixture, *cis*-, and *trans*-isomers, respectively. The dermal RfD for the mixture of *trans*- and *cis*-1,2-dichloroethene was derived from the oral toxicity value using a gastrointestinal absorption factor of 80%; the complimentary value for *cis*- or *trans*- 1,2-dichloroethene is 100% .

4.3.7 1,3,5-Trimethylbenzene (CAS 000108-67-8)

1,3,5-Trimethylbenzene is also known as mesitylene or mesitylene.

No cancer slope factors for 1,3,5-trimethylbenzene were found; therefore, carcinogenicity from exposure could not be quantified in the BHHRA. The oral RfD used in this BHHRA is 5.0E-2 mg/(kg × day). The dermal route RfD based on the oral RfD and a gastrointestinal absorption factor of 80% is 4.0E-2 mg/(kg × day). The RfD for inhalation exposure used in this BHHRA is 1.7E-3 mg/(kg × day).

4.3.8 1,3-Dichloropropene, *trans*- (CAS 010061-02-6)

Information on the toxicity of *trans*-1,3-dichloropropene was not found in the available literature. When information becomes available, it will be included in this report.

Neither slope factors nor RfDs for any route of exposure were found for *trans*-1,3-dichloropropene. Therefore, neither carcinogenicity nor systemic toxicity resulting from *trans*-1,3-dichloropropene exposure is included in the BHHRA.

4.3.9 1,4-Dichlorobenzene (CAS 000106-46-7) (RAIS)

1,4-Dichlorobenzene (CAS 106-46-7), also referred to as para-DCB, p-DCB, paracide, Paramoth[®], Parazene[®], PDB, and Santochlor[®], has a benzene ring with two chlorine atoms attached at the 1 and 4 carbon atoms; it does not occur naturally (ATSDR 1993). 1,4-Dichlorobenzene is used to make mothballs, deodorant blocks used in restrooms, and in animal holding facilities to control odors (ATSDR 1993). It also has applications in fumigants, insecticides, lacquers, paints, and seed disinfection products (Leber and Benya 1994). Of the 1300 sites on the United States Environmental Protection Agency's National Priorities List, 1,4-dichlorobenzene has been identified on at least 244 sites. Drinking water samples from U.S. surface water sources, environmental hazardous waste sites, and food have been reported to contain 1,4-dichlorobenzene (ATSDR 1993).

Detectable concentrations of 1,4-dichlorobenzene were found in adipose tissue and blood samples taken from Tokyo residents (Morita and Ohi 1975, Morita et al.1975). A national survey of various volatile organic chemicals demonstrated 1,4-dichlorobenzene in the three adipose tissues sampled. In addition, studies have shown that babies can receive 1,4-dichlorobenzene from mother's milk (ATSDR 1993). 1,4-Dichlorobenzene is absorbed by experimental animals via inhalation, gavage, or subcutaneous injection (Hawkins et al. 1980). Data from oral administration of 1,4-dichlorobenzene to rabbits indicated oxidation to 2,5-dichlorophenol, which was found in the urine as a conjugate of glucuronic and sulfuric acids (Azouz et al. 1955). Other metabolites identified in the blood and urine of rats were 2,5-dichlorophenyl methyl sulfoxide and 2,5-dichlorophenyl methyl sulfone.

Severe hypochromic, microcytic anemia with excessive polychromasia, marginal nuclear hypersegmentation of the neutrophils, and a small number of red blood cells with Heinz bodies developed in a pregnant woman (21 years old) who consumed 1-2 blocks of 1,4-dichlorobenzene toilet air freshener per week throughout her pregnancy (Campbell and Davidson 1970). A 19-year-old female who consumed 4-5 moth pellets containing 1,4-dichlorobenzene on a daily basis for 2.5 years developed symmetrical, well-demarcated areas of increased pigmentation over various parts of her body, which disappeared over a 4-month period after discontinuing the ingestion (Frank and Cohen 1961).

In rats, 13-week gavage studies resulted in decreased hematocrit levels, red blood cell counts, and hemoglobin concentrations at 300 mg/kg/day (NTP 1987). Oral administration of 1200 and 1500 mg/kg/day resulted in degeneration and necrosis of rat hepatocytes. Increased incidences of hepatocellular

degeneration and individual cell necrosis were observed in male and female mice gavaged with 600-1800 mg/kg/day.

Rats exposed via inhalation to 96-341 ppm of 1,4-dichlorobenzene intermittently for 5-7 months had cloudy swelling and degeneration of hepatic parenchymal cells in the central zone of the liver. Increased liver weights in the male and/or female rats occurred above 96 ppm (Hollingsworth et al. 1956). During a 2-generation study, adult rats exposed to 538 ppm exhibited tremors, ataxia, and hyperactivity; decreased grooming behavior; and an unkempt appearance (Tyl and Neeper-Bradley 1989). Both generations of offspring in the 538 ppm group had lower body weights at lactation day 4, and average litter size and survival were decreased. Selected animals from the first filial generation still had reduced body weights at 5 weeks postexposure.

No epidemiologic studies or case reports addressing the carcinogenicity of 1,4-dichlorobenzene in humans were available. In a 2-year study, female rats and male and female mice were gavaged with 300 and 600 mg/kg/day and male rats were gavaged with 150 and 300 mg/kg/day (NTP 1987). Nephropathy, epithelial hyperplasia of the renal pelvis, mineralization of the collecting tubules in the renal medulla, and focal hyperplasia of the renal tubular epithelium were noted in male rats receiving 150 and 300 mg/kg/day. Female rats gavaged with 300 and 600 mg/kg/day had an increased incidence of nephropathy and minimal hyperplasia of the renal pelvis or tubules. The following tumors were described as being present in the animals: renal tubular adenocarcinomas in male rats (controls, 2%; low dose, 6%; high dose, 14%), a marginal increase in mononuclear cell leukemia in male rats (control, 10%; low dose, 14%; high dose, 22%), hepatocellular carcinomas in male mice (controls, 28%; low dose, 22.5%; high dose, 64%) and in female mice (controls, 10%; low dose, 10.4%; high dose, 38%), and hepatocellular adenomas in male mice (controls, 10%; low dose, 26.2%; high dose, 32%) and in female mice (controls, 20%; low dose, 12.5%; high dose, 42%). In this NTP study, the tumor incidence in female controls was higher than the historical control. In both male and female mice, hepatocellular degeneration with resultant initiation of tissue repair was present. These findings resulted in a speculation by NTP (1987) that 1,4-dichlorobenzene was acting as a tumor promotor for liver tumors in male and female mice.

Reference concentrations (RfC) of 2.5 mg/m³ (0.42 ppm) for subchronic inhalation exposure (EPA 1995b) and 0.8 mg/m³ (0.13 ppm) for chronic inhalation exposure for 1,4-dichlorobenzene were derived (EPA 1995a) based on increased liver weights in the P1 males exposed via inhalation to 1,4-dichlorobenzene from the study of Tyl and Neeper-Bradley (1989). The No Observed Adverse Effects Level (NOAEL) was 301 mg/m³ (50 ppm). The LOAEL was 902 mg/m³ (150 ppm) (EPA 1995a). 1,4-Dichlorobenzene has been classified as C, possible carcinogen to humans (EPA 1995b). For oral exposure, the slope factor was 0.024 (mg/kg/day)⁻¹, and the unit risk was 6.8E-7 (µg/L)⁻¹ (EPA 1995 b).

The oral and dermal cancer slope factors used in the BHHRA for 1,4-dichlorobenzene are 2.4E-2 and 2.67E-2 [mg/(kg × day)]⁻¹, respectively; where the dermal cancer slope factor was derived using a gastrointestinal absorption factor of 90%. The inhalation RfD used in the BHHRA is 2.29E-1. Oral and dermal RfDs were not found in the available toxicity information databases from EPA.

4.3.10 2,4-Dimethylphenol (CAS 000105-67-9)

Methylphenols (cresols) occur as several closely related compounds, including 2-methylphenol, (ortho-cresol), 3-methyl phenol, (meta-cresol), 4-methylphenol, (para-cresol) and 2,4-dimethylphenol. These compounds occur naturally and are found in many foods, human and animal urine, wood and tobacco smoke, crude oil, and coal tar. Man-made methylphenols are used as disinfectants and deodorizers, to dissolve substances, and in the manufacture of other chemicals.

Methylphenols are highly irritating and corrosive to tissue. Systemically, methylphenols can affect the central nervous system, liver, lungs, kidneys, gastrointestinal tract, eyes, and heart. Effects in the blood-forming system, respiratory irritation, and sclerosis of the lungs have been reported in rats exposed for intermediate durations. No studies are available on the potential chronic, reproductive, or teratogenic effects of methylphenols. One mutagenicity study on onion root tips reports negative results for 2-methylphenol, but 4-methylphenol produced cytological abnormalities and chromosome fragmentation. In an initiation-promotion study, methylphenols have promoted the tumorigenic action of a carcinogen when applied to mouse skin.

No cancer slope factors for any route of exposure were found for 2,4-dimethylphenol. The oral, dermal, and inhalation RfDs used in the BHHRA are 2.0E-2, 1.0E-2, and 2.0E-2 mg/(kg × day), respectively. A gastrointestinal absorption factor of 50% was used to determine the dermal RfD for 2,4-dimethylphenol.

4.3.11 4-Bromofluorobenzene (CAS 000460-00-4)

Information on the toxicity of 4-bromofluorobenzene was not found in the available literature. When information becomes available, it will be included in this report.

Neither slope factors nor RfDs for any route of exposure were found for 4-bromofluorobenzene. Therefore, neither carcinogenicity nor systemic toxicity resulting from 4-bromofluorobenzene exposure is included in the BHHRA.

4.3.12 4-Methyl-2-pentanone (methyl butyl ketone) (CAS 000108-10-1)

4-Methyl-2-pentanone, commonly known as hexanone or methyl isobutyl ketone, is a clear liquid with a sweet, sharp odor. It is used as a solvent in synthetic resinous paints, lacquers, and varnishes and in the manufacture of adhesives, rubber cements, 2,4-D and DDT. It is also used as an extractor in dewaxing mineral oils, refining tall oil, and cleaning metals.

4-Methyl-2-pentanone is absorbed through the respiratory and gastrointestinal tract. Inhalation of high concentrations of 4-methyl-2-pentanone can lead to irritation of the eyes and mucous membranes of the nose and throat. Still higher concentrations can lead to narcosis with the additional symptoms of weakness, headache, nausea, light headedness, vomiting, dizziness, and incoordination. Acute exposure to low concentrations in animals results in minor irritation of the eye. Higher concentrations can produce immediate signs of eye and nose irritation, salivation, lacrimation, and death. Eye irritation is the primary complaint of workers or volunteer subjects exposed chronically to 4-methyl-2-pentanone vapors. Some respiratory tract irritation is also observed. Higher exposures in the workplace have been associated with weakness, loss of appetite, headache, nausea, vomiting and diarrhea, in addition to more severe eye and throat irritation. Chronic exposures in animals have resulted in liver, kidney, and central nervous system effects. No information was located in the available literature pertaining to potential reproductive or developmental effects of 4-methyl-2-pentanone or to its mutagenic or carcinogenic potential.

No cancer slope factors for any route of exposure were found for 4-methyl-2-pentanone. The oral, inhalation, and dermal RfDs used in the BHHRA are 8.0E-2, 2.29E-2, and 6.4E-2, respectively. A gastrointestinal absorption factor of 80% was used to determine the dermal RfD for 4-methyl-2-pentanone.

4.3.13 Acetone (CAS 000067-64-1) (RAIS)

Acetone (CAS No. 67-64-1) is a clear, colorless, highly flammable liquid with a vapor pressure of 182 mm Hg at 20°C. It is completely miscible in water and soluble in organics such as benzene and

ethanol. Its log K_{ow} has been estimated to be -0.24 (ATSDR, 1994). Acetone is used primarily as a solvent and chemical intermediate, and it is also found in some consumer products such as nail polish remover.

Acetone may be released into the environment as stack emissions and/or fugitive emissions and in waste water effluents from facilities involved in its production and use as a chemical intermediate and solvent. Acetone is also a natural metabolic byproduct found in and released from plants and animals. Much of the acetone released into the environment will volatilize into the atmosphere where it will be subject to photo-oxidation (average half-life is 22 days). Volatilization from surface waters is moderately rapid (estimated half-life about 20 hours from a model river). If released onto the ground, acetone will both volatilize and leach into the soil and relatively little will be adsorbed to soil particles. Acetone has been detected in groundwater and drinking water.

Acetone can be absorbed through the lungs, digestive tract, and the skin. It is rapidly transported throughout the body and is not preferentially stored in any body tissue. The liver is the major organ of acetone metabolism, and excretion occurs mainly through the lungs and in the urine.

Acute toxic effects following ingestion of 50 mL or more may include ataxia, sedation, and coma; respiratory depression; gastrointestinal disorders (vomiting and hematemesis); hyperglycemia and ketonemia; acidosis; and hepatic and renal lesions. Ingestion of 10–20 mL (7.9–15.8 g) generally is not toxic, and consumption of 20 g/day for several days resulted in only slight drowsiness. The minimum lethal dose for a 150-lb man is estimated to be 100 mL (79.1 g). No information is available on the subchronic or chronic oral toxicity to humans. In animal studies, subchronic oral exposures were associated with kidney damage and hematological changes.

The oral and dermal RfDs used in the BHHRA are 1.0E-1 and 8.3E-2, respectively. A gastrointestinal absorption factor of 83% was used to determine the dermal RfD for acetone.

Information on the inhalation toxicity of acetone to humans is derived from occupational and laboratory studies. Typical symptoms of inhalation exposure are central nervous system depression and irritation of the mucous membranes of the eyes, nose, and throat. Central nervous system effects can range from subtle neurobehavioral changes to narcosis depending on the magnitude and length of exposure. Neurobehavioral changes have been reported at concentrations as low as 237 ppm (574 mg/m³). Irritant effects have been reported at concentrations of 500 ppm (1210 mg/m³) and higher. Transient effects were reported in workers exposed to 600–2150 ppm (1452–5203 mg/m³). Extremely high concentrations (> 29 g/m³) can cause dizziness, confusion, unsteadiness, and unconsciousness. Prolonged occupational exposures to acetone vapors have not been associated with chronic systemic disorders.

Studies have shown that acetone vapor concentrations in excess of 8000 ppm (19.36 mg/m³) are generally required to produce signs of central nervous system depression in animals, but concentrations as low as 500 ppm (1210 mg/m³) may cause subtle behavioral changes. Little information is available on subchronic or chronic inhalation toxicity in animals.

An inhalation reference concentration (RfC) has not been derived for acetone.

Animal data indicate that acetone is not teratogenic; however, adverse reproductive effects may occur at high concentrations. Drinking water concentrations equal to doses >3 g/kg/day during pregnancy were associated with spermatogenic effects, reduced reproductive index, and decreased pup survival of rodents. Inhalation exposure to 11,000 ppm resulted in reduction in maternal body weight gain, a decrease in uterine and extragestational weight gain, and a significant reduction in fetal weight of rats but no adverse effects on reproduction or development. In the latter study, the incidence of malformations was not increased by exposure to acetone.

No evidence is available that suggests acetone is carcinogenic in humans or animals. Negative results have been reported in occupational exposure studies and in rodent skin painting studies. Although acetone has not been tested in a 2-year rodent bioassay, in vitro tests for mutagenicity, chromosome damage, and DNA interaction indicate that acetone is not genotoxic except under severe conditions. Acetone is classified by EPA in weight-of-evidence Group D, not classifiable as to human carcinogenicity.

No cancer slope factors for any route of exposure were found for acetone. The oral, inhalation, and dermal RfDs used in the BHHRA are 1.0E-1, 1.0E-1, and 8.3E-2, respectively. A gastrointestinal absorption factor of 83% was used to determine the dermal RfD for acetone.

4.3.14 Acrylonitrile (CAS 000107-13-1)

Acrylonitrile is also known as propenenitrile; vinyl cyanide; 2-Propenenitrile; Cyanoethylene; Fumigrain; propenenitrile; miller's fumigrain; TL 314; Propenitrile.

The oral, inhalation, and dermal cancer slope factors for acrylonitrile used in this BHHRA are 5.4E-1, 2.4E-1, and 6.75E-1 [mg/(kg × day)]⁻¹, respectively. A gastrointestinal absorption factor of 80% was used to determine the dermal cancer slope factor for acrylonitrile.

The oral, inhalation, and dermal RfDs for acrylonitrile used in this BHHRA are 1.0E-3, 5.71E-4, and 8.0E-4 mg/(kg × day), respectively. A gastrointestinal absorption factor of 80% was used to determine the dermal RfD for acrylonitrile.

4.3.15 Aroclor[®] 1254 (CAS 011097-69-1) (RAIS)

Aroclor[®] 1254 is a PCB mixture containing approximately 21% C₁₂H₆Cl₄, 48% C₁₂H₅Cl₅, 23% C₁₂H₄Cl₆, and 6% C₁₂H₃Cl₇ with an average chlorine content of 54%. PCBs are inert, thermally and physically stable, and have dielectric properties. In the environment, the behavior of PCB mixtures is directly correlated to the degree of chlorination. Aroclor[®] is strongly sorbed to soil and remains immobile when leached with water; however, the mixture is highly mobile in the presence of organic solvents. PCBs are resistant to chemical degradation by oxidation or hydrolysis. However, biodegradation, especially of lower chlorinated PCBs, can occur. PCBs have high bioconcentration factors, and because of lipophilicity, especially of highly chlorinated congeners, tend to accumulate in the fat of fish, birds, mammals, and humans.

PCBs are absorbed after oral, inhalation, or dermal exposure and are stored in adipose tissue. The location of the chlorine atoms on the phenyl rings is an important factor in PCB metabolism and excretion. The major route of PCB excretion is in the urine and feces; however, more important is the elimination in human milk. Metabolites are predominately found in urine and bile, while small amounts of the parent compound are found in the feces. Biliary excretion appears to be the source of fecal excretion.

Accidental human poisonings and data from occupational exposure to PCBs suggest initial dermal and mucosal disturbances followed by systemic effects that may manifest themselves several years post-exposure. Initial effects are enlargement and hypersecretion of the Meibomian gland of the eye, swelling of the eyelids, pigmentation of the fingernails and mucous membranes, fatigue, and nausea. These effects were followed by hyperkeratosis, darkening of the skin, acneform eruptions, edema of the arms and legs, neurological symptoms, such as headache and limb numbness, and liver disturbance.

Hepatotoxicity is a prominent effect of Aroclor-1254 that has been well characterized. Effects included hepatic microsomal enzyme induction, increased serum levels of liver-related enzymes indicative of hepatocellular damage, liver enlargement, lipid deposition, fibrosis, and necrosis. Groups of

16 adults (11.1 +/-4.1 years at study initiation) female rhesus monkeys ingested gelatin capsules containing 0, 0.005, 0.02, 0.04, or 0.08 mg/kg/day Aroclor-1254 daily for more than 5 years.

Increases in the incidence of inflamed and/or prominent Meibomian glands; increased incidences of ocular exudate; changes in finger and/or toe nails; decreases in IgG and IgM antibody levels; decreases in the percent of helper T-lymphocytes; increases in suppressor T-lymphocyte count; a decrease in helper/suppressor ratio; and decreases in reticulocyte count, serum cholesterol, total bilirubin, and alpha-1+ alpha-2-globulins were observed in treated monkeys. A chronic oral RfD of 2E-05 mg/kg/day for Aroclor-1254 was calculated from a LOAEL of 0.0005 mg/kg/day derived from the above study. The subchronic oral RfD is 5E-05 mg/kg/day.

Data are suggestive but not conclusive concerning the carcinogenicity of PCBs in humans. The EPA has not determined a weight-of-evidence classification or slope factor for Aroclor-1254 specifically. However, hepatocellular carcinomas in three strains of rats and two strains of mice have led the EPA to classify PCBs as group B2, probable human carcinogen.

Aroclor-1254 has two designations for toxicity values. The first is Aroclor-1254-water. Aroclor-1254-water is used for water pathways. The oral, dermal, and inhalation cancer slope factors used in the BHHRA for Aroclor-1254-water are 4.00E-1, 4.44E-1, and 4.00E-1 [mg/(kg × day)]⁻¹, respectively. The oral, dermal, and inhalation RfDs used in the BHHRA for Aroclor 1254-water are 2.00E-5, 1.80E-5, and 2.00E-5 respectively. The dermal cancer slope factor and RfD were derived using a gastrointestinal absorption factor of 90%.

The second designation is Aroclor-1254-soil. Aroclor-1254-soil is used for soil and biota pathways. The oral, dermal, and inhalation cancer slope factors used in the BHHRA for Aroclor-1254-soil are 2.00E+0, 2.22E+0, and 2.00E+0 [mg/(kg × day)]⁻¹, respectively. The oral, dermal, and inhalation RfDs used in the BHHRA for Aroclor-1254-soil are 2.00E-5, 1.80E-5, and 2.00E-5, respectively. The dermal cancer slope factor and RfD were derived using a gastrointestinal absorption factor of 90%.

4.3.16 Benzene (CAS 000071-43-2)

Benzene is absorbed via ingestion, inhalation, and skin application. Experimental data indicate that animals can absorb up to 95% of oral doses and that humans can absorb up to 80% of inhaled benzene (after 5 minutes of exposure). Humans may absorb benzene vapors through the skin as well as the lungs; of the total dose absorbed by the two routes, an estimated 22 to 36% enters the body through the skin.

Autopsy of a youth who died while sniffing benzene revealed that the chemical was distributed to the urine, stomach, bile, liver, kidney, abdominal fat, and brain. The depots for benzene and its metabolites in animals are similar to those in humans, and in addition, include the fetus and placenta, bone marrow, Zymbal gland, and oral and nasal cavities.

Numerous studies indicate that the metabolism of benzene is required for its toxicity. The liver is the main site for the metabolism of benzene; the bone marrow, a minor site. Phenol, hydroquinone, catechol, and benzene oxide are the major metabolites. The metabolite(s) of benzene that are responsible for its toxicity have not been positively identified, but likely candidates include muconaldehyde, quinones, and free radicals generated by oxidizing enzymes.

Benzene is eliminated either unchanged in expired air or as metabolites in the urine. The proportions of the administered dose excreted by each route and the half-times for excretion are dependent on route, dose, and duration of exposure.

Lethal oral doses of benzene are estimated to be 10 mL in humans; oral LD₅₀ values for benzene in rats range from 0.93 to 5.96 g/kg. These data indicate that benzene is of low acute toxicity.

Limited data show that nonlethal oral doses of benzene can impact the nervous, hematological, and immunological systems. Ingested benzene produces symptoms of neurotoxicity at acute doses of 2 mL for humans and 325 mg/kg for rats. A four week exposure of mice to ~8 mg of benzene/kg/day in the drinking water induced the synthesis and catabolism of monoamine neurotransmitters and produced dose-related decreases in red-blood cell parameters and lymphocyte numbers. Rats and mice that were treated with benzene by gavage for 103 weeks developed a dose-related lymphocytopenia (LOAEL, 25 mg/kg/day) and mice had hyperplasia of the bone marrow and lymphoid depletion of the splenic follicles and thymus (100 mg/kg/day).

Inhalation of benzene vapor concentrations of 20,000 ppm for 5 to 10 minutes can be fatal to humans; death results from central nervous system depression. The estimated LC₅₀ value for the rat is 13,700 ppm.

As with orally administered benzene, the targets for nonlethal concentrations of inhaled benzene include the nervous, hematological, and immunological systems. Neurological symptoms in humans may appear at exposure concentrations of 700 ppm. In animals, 1 week of exposure to 300 ppm induced behavioral effects, and one to four weeks of exposure to benzene concentrations ranging from 21-50 ppm suppressed the bone marrow (NOAEL, 10 ppm), the cellular immune response (NOAEL, 10 ppm), and the humoral immune response (LOAEL, 50 ppm).

Subchronic and chronic exposures to benzene vapors induce a progressive depletion of the bone marrow and dysfunction of the hematopoietic system. Early symptoms of bone marrow depression include leukopenia, anemia or thrombocytopenia, or a combination of the three. A group of workers exposed to benzene concentrations of 30 and 150 ppm for 4 months to 1 year had increased incidences of pancytopenia. A group of patients who had been exposed to benzene concentrations of 150 to 650 ppm for 4 months to 15 years exhibited severe blood dyscrasias and eight of the 32 patients died with thrombocytopenic hemorrhage and infection. The human data are supported by animal data showing bone marrow suppression in mice and rats exposed to benzene concentrations ranging from 10 ppm for 24 weeks to 300 ppm for 13 weeks.

Benzene may also have long-term effects on the central nervous system. Workers exposed to benzene for 0.5 to 4 years exhibited EEG changes and atypical sleep activity consistent with neurotoxicity. Others exposed to benzene concentrations of 210 ppm for 6-8 years had peripheral nerve damage.

In humans, benzene crosses the placenta and is present in the cord blood in amounts equal to those in maternal blood; however, studies of the effects of benzene on human reproduction and development have been confounded by the presence of other chemicals in the environment. Benzene does produce developmental effects (fetal toxicity, but not malformations) in the offspring of treated animals, mostly at maternally toxic doses.

Oral and dermal reference doses/concentrations for benzene have not been established. An oral risk assessment for benzene will be reviewed by an EPA work group and an inhalation risk assessment is currently under review. An inhalation RfD of 1.71E-3 was used in this BHHRA.

Benzene is carcinogenic in humans and animals by inhalation and in animals by the oral route of exposure. Occupational exposure to benzene has been associated mainly with increased incidences of acute myeloblastic or erythroblastic leukemias and chronic myeloid and lymphoid leukemias among workers. Workers at risk were exposed in one study to 8-hour TWA concentrations ranging from 10 to 100 ppm and in another to 8-hour TWA concentrations ranging from <2 to >25 ppm. Studies in animals

have demonstrated an association between oral and inhalation exposure to benzene and the development of a variety of tumors, including lymphoma and carcinomas of the Zymbal gland, oral cavity, mammary gland, ovaries, lung, and skin. In one study C57Bl/BNL mice had increased incidences of leukemia, lymphoma, and solid tumors after exposure to 300 ppm for only 16 weeks.

Based on several studies of increased incidence of nonlymphocytic leukemia from occupational exposure, increased incidence of neoplasia in rats and mice exposed by inhalation and gavage, and some supporting data, benzene has been placed in the EPA weight-of-evidence classification A, human carcinogen. The oral and inhalation slope factors for benzene are $2.9\text{E-}2$ [$\text{mg}/(\text{kg} \times \text{day})$]⁻¹ and the oral and inhalation unit risk values are $8.3\text{E-}7$ and $8.3\text{E-}6$ [$\mu\text{g}/\text{m}^3$]⁻¹, respectively. A gastrointestinal absorption factor of 97% was used to calculate a dermal slope factor of $2.99\text{E-}2$ [$\text{mg}/(\text{kg} \times \text{day})$]⁻¹.

4.3.17 Bis(2-ethylhexyl)phthalate (CAS 000127-81-17) (RAIS)

Bis(2-ethylhexyl)phthalate is a colorless oily liquid that is extensively used as a plasticizer in a wide variety of industrial, domestic and medical products. It is an environmental contaminant and has been detected in ground water, surface water, drinking water, air, soil, plants, fish and animals. It is rapidly absorbed from the gastrointestinal tract primarily as mono(2-ethylhexyl)phthalate. The diester can be absorbed through the skin and from the lungs. It is rapidly metabolized in the blood and tissues to the monoester, which can be excreted as a glucuronide conjugate or further hydrolyzed to phthalic acid and excreted.

Animal studies have indicated that the primary target organs are the liver and kidneys; however, higher doses are reported to result in testicular effects and decreased hemoglobin and packed cell volume. The primary intracellular effects of bis(2-ethylhexyl)phthalate in the liver and kidneys are an increase in the smooth endoplasmic reticulum and a proliferation in the number and size of peroxisomes. An epidemiological study reported no toxic effects from occupational exposure to air concentrations of bis(2-ethylhexyl)phthalate up to $0.16 \text{ mg}/\text{m}^3$.

Other studies on occupational exposures to mixtures of phthalate esters containing bis(2-ethylhexyl)phthalate have reported polyneuritis and sensory-motor polyneuropathy with decreased thrombocytes, leukocytes and hemoglobin in some exposed workers. Developmental toxicity studies with rats and mice have shown that bis(2-ethylhexyl)phthalate is fetotoxic and teratogenic when given orally during gestation. Oral exposure has also been shown to result in decreased sperm count in rats. A RfD of $0.02 \text{ mg}/\text{kg}/\text{day}$ for both subchronic and chronic oral exposure was calculated from a lowest-observed-adverse-effect level (LOAEL) of $19 \text{ mg}/\text{kg}/\text{day}$ based on increased relative liver weight in guinea pigs given 0, 19, or 64 mg bis(2-ethylhexyl) phthalate/kg/day for 12 months in their diet. A Reference Concentration (RfC) for inhalation exposure is not available.

Bis(2-ethylhexyl)phthalate is known to induce the proliferation of peroxisomes, which has been associated with carcinogenesis. Dose-dependent, statistically-significant increases in the incidences of hepatocellular carcinomas and combined carcinomas and adenomas were seen in mice and rats exposed to bis(2-ethylhexyl)phthalate in their diet for 103 weeks. An increased incidence of neoplastic nodules and hepatocellular carcinomas was also reported in rats.

Based on EPA guidelines, bis(2-ethylhexyl)phthalate was assigned to weight-of-evidence Group B2, probable human carcinogen, on the basis of an increased incidence of liver tumors in rats and mice. A carcinogenicity slope factor of 0.014 ($\text{mg}/\text{kg}/\text{day}$)⁻¹ for oral exposure was based on the combined incidence of hepatocellular carcinomas and adenomas in male mice. A drinking water unit risk of $4.0\text{E-}7$ (g/L)⁻¹ was calculated based on the slope factor. A quantitative estimation of carcinogenic risk from inhalation exposure is not available.

The oral and dermal cancer slope factors used in the BHHRA for bis(2-ethylhexyl)phthalate are $1.40\text{E-}2$ and $7.37\text{E-}2$ $[\text{mg}/(\text{kg} \times \text{day})]^{-1}$, respectively. An inhalation cancer slope factor was not found; however, based on the whole body effects discussed previously, the oral slope factor, $1.40\text{E-}2$ $[\text{mg}/(\text{kg} \times \text{day})]^{-1}$, is used as a surrogate inhalation slope factor in the uncertainty discussion in Subject. 6. The oral and dermal RfDs used in the BHHRA are $2.00\text{E-}2$ and $3.80\text{E-}3$ $\text{mg}/(\text{kg} \times \text{day})$, respectively. A inhalation RfD was not found; however, based on the whole body effects discussed previously, the oral RfD, $2.00\text{E-}2$ $\text{mg}/(\text{kg} \times \text{day})$, is used as a surrogate inhalation RfD in the uncertainty discussion in Sect. 6. When calculating both the dermal route cancer slope factor and dermal route RfD from their respective oral values, a gastrointestinal absorption factor of 19% was used.

4.3.18 Bromomethane (CAS 000074-83-9)

No cancer slope factors for any route of exposure were found for bromomethane. The oral, inhalation, and dermal RfDs used in the BHHRA are $1.4\text{E-}3$, $1.43\text{E-}3$, and $1.12\text{E-}3$ $\text{mg}/(\text{kg} \times \text{day})$, respectively. A gastrointestinal absorption factor of 80% was used to determine the dermal RfD for bromomethane.

4.3.19 Butyl benzyl phthalate (CAS 000085-68-7)

Butyl benzyl phthalate is also known as: BBP; n-Butyl Benzyl Phthalate; 1,2-Benzenedicarboxylic acid butyl phenylmethyl ester; Benzyl butyl phthalate; benzyl n-butyl phthalate; butyl phenylmethyl 1,2-benzenedicarboxylate; santicizer 160; palatinol bb; sicol 160; and unimoll bb.

No cancer slope factors were used in the BHHRA for butyl benzyl phthalate. The oral and dermal RfDs used in the BHHRA are $2.00\text{E-}1$ and $1.22\text{E-}1$ $\text{mg}/(\text{kg} \times \text{day})$, respectively. An inhalation RfD equivalent to the oral RfD of $2.00\text{E-}1$ $\text{mg}/(\text{kg} \times \text{day})$ was used. When calculating the dermal route RfD from the oral value, a gastrointestinal absorption factor of 61% was used.

4.3.20 Carbon Tetrachloride (CAS 000056-23-5) (RAIS)

Humans are sensitive to carbon tetrachloride intoxication by oral, inhalation and dermal routes. Oral and inhalation exposure to high concentrations of carbon tetrachloride results in acute central nervous system effects including dizziness, vertigo, headache, depression, confusion, incoordination and, in severe cases, respiratory failure, coma and death. Gastrointestinal problems including nausea, abdominal pain and diarrhea, often accompany these narcotic effects. Liver and kidney damage can appear after the acute symptoms subside. All symptoms can occur following a single oral or inhalation exposure. Milder narcotic effects followed by liver and kidney damage have been reported following dermal exposure. Although an inhalation exposure of about 1000 ppm for a few minutes to hours will cause the narcotic effects in 100% of the population, large variations in sensitivity are seen. Alcohol intake greatly increases human sensitivity to carbon tetrachloride; consequently, exposure to 250 ppm for 15 minutes can be life threatening to an alcoholic.

Subchronic and chronic exposure to doses as low as 10 ppm can result in liver and kidney damage. Lung damage has also been reported in animals and humans but is not route specific and is believed to be secondary to kidney damage. Prolonged exposure has been observed to cause visual effects in both humans and animals. Changes in the visual field, reduced corneal sensitivity, subnormal dark adaptation, and changes in color perception have been reported in humans exposed by inhalation to a minimum concentration of 6.4 ppm, 1 hour/day for an average of 7.7 years. Increased hepatic enzyme activities indicative of liver damage have also been observed.

Maternal toxicity and fetotoxic effects have been reported in rats following oral or inhalation exposure to carbon tetrachloride during gestation. Repeated inhalation exposure of male rats to carbon

tetrachloride concentrations of 200 ppm or greater has been reported to cause degeneration of the testicular germinal epithelium as well as severe liver and kidney damage.

A subchronic (RfDs) of 0.007 mg/kg/day has been calculated for oral exposure from a NOAEL of 0.71 mg/kg/day determined in a 12-week rat study. Significantly higher doses caused minimal liver damage. A dose of 7.1 mg/kg/day was considered a LOAEL. A chronic RfD of 0.0007 mg/kg/day was calculated by adding an additional uncertainty factor of 10 to account for the use of a subchronic study. Confidence in the oral RfD values is rated medium by EPA.

A chronic or subchronic RfC for inhalation exposure is currently under development by the EPA.

Although data for the carcinogenicity of carbon tetrachloride in humans are inconclusive, there is ample evidence in animals that the chemical can cause liver cancer. Hepatocellular carcinomas have been induced in hamsters, rats and mice after oral carbon tetrachloride treatment for 16 to 76 weeks. Liver tumors have also been demonstrated in rats following inhalation exposure, but the doses were not quantitatively established. The EPA weight-of-evidence classification for both oral and inhalation exposure is B2, probable human carcinogen based on adequate animal evidence. Carcinogenicity slope factors of $0.13 \text{ (mg/kg/day)}^{-1}$ for oral exposure and $0.053 \text{ (mg/kg/day)}^{-1}$ for inhalation exposure have been calculated from the oral exposure experiments with hamsters, rats and mice. A drinking water unit risk of $3.7 \times 10^{-6} \text{ (g/L)}^{-1}$ and an inhalation unit risk of $1.5 \times 10^{-5} \text{ (g/m}^3\text{)}^{-1}$ have also been calculated by EPA.

The oral and dermal cancer slope factors used in the BHHRA for carbon tetrachloride are $1.30\text{E-}1$ and $2.00\text{E-}1 \text{ [mg/(kg} \times \text{day)]}^{-1}$, respectively. An inhalation cancer slope factor of $5.30\text{E-}2 \text{ [mg/(kg} \times \text{day)]}^{-1}$ is used. The oral and dermal RfDs used in the BHHRA are $7.00\text{E-}4$ and $4.55\text{E-}4 \text{ mg/(kg} \times \text{day)}$, respectively. An inhalation RfD of $5.71\text{E-}4 \text{ mg/(kg} \times \text{day)}$ is used. When calculating both the dermal route cancer slope factor and dermal route RfD from their respective oral values, a gastrointestinal absorption factor of 65% was used.

4.3.21 Chlorobenzene CAS (000108-90-7)

Chlorobenzene is also known as Benzene chloride; Chlorobenzol; MCB; Monochlorobenzol; chlorobenzene; Chlorobenzene Mono; monochlorobenzene.

No cancer slope factors were used in the BHHRA for chlorobenzene. The oral and dermal RfDs used in the BHHRA are $2.00\text{E-}2$ and $6.2\text{E-}3 \text{ mg/(kg} \times \text{day)}$, respectively. An inhalation RfD of $5.71\text{E-}3 \text{ mg/(kg} \times \text{day)}$ was used. When calculating the dermal route RfD from the oral value, a gastrointestinal absorption factor of 31% was used.

4.3.22 Chloroethane (CAS 000075-00-3)

Chloroethane, also known as ethyl chloride, is a colorless gas with a pungent odor. It is used as a refrigerant, solvent, alkylating agent, anesthetic, and in the production of tetraethyl lead, ethyl cellulose, dyes, medicinal drugs, and perfumes.

Chloroethane is readily absorbed through the lungs and skin. Acute exposure to chloroethane vapor has resulted in dizziness, lack of coordination, and analgesia. Nausea, abdominal cramps, vomiting, increased respiratory rate, respiratory paralysis, and cardiac depression have been observed in humans exposed to concentrations at or above 20,000 mg/kg. Mild eye irritation has been observed in volunteers exposed to 40,000 mg/kg. Histopathological changes in the lungs, liver, and kidney and depression of the central nervous system have been reported in animals. Women workers exposed to chloroethane and ethylenediamine, ammonia, polyethylene polyamines, and vinyl chloride had genital disorders including

cervicitis, vaginitis, and inflammation of the uterus. Chloroethane was mutagenic with or without metabolic activation in the Ames assay. In a study conducted by the National Toxicology Program, rats exposed to 15,000 mg/kg for 2 years exhibited increased incidences of basal cell carcinomas, sebaceous gland adenomas, and trichoepitheliomas. The incidence of uterine carcinomas in female mice was increased.

No cancer slope factors were available for use in the BHHRA. The oral, inhalation, and dermal RfDs used in the BHHRA are 4.00E-1, 2.86E+0, and 3.20E-1 mg/(kg × day), respectively. When calculating the dermal route RfD from the respective oral value, a gastrointestinal absorption factor of 80% was used.

4.3.23 Chloroform (CAS 67-66-3) (RAIS)

Chloroform is a colorless, volatile liquid that is widely used as a general solvent and as an intermediate in the production of refrigerants, plastics, and pharmaceuticals. Chloroform is rapidly absorbed from the lungs and the gastrointestinal tract, and to some extent through the skin. It is extensively metabolized in the body, with carbon dioxide as the major end product. The primary sites of metabolism are the liver and kidneys. Excretion of chloroform occurs primarily via the lungs, either as unchanged chloroform or as carbon dioxide.

Target organs for chloroform toxicity are the liver, kidneys, and central nervous system. Liver effects (hepatomegaly, fatty liver, and hepatitis) were observed in individuals occupationally exposed to chloroform. Several subchronic and chronic studies by the oral or inhalation routes of exposure documented hepatotoxic effects in rats, mice, and dogs. Renal effects were reported in rats and mice following oral and inhalation exposures, but evidence for chloroform-induced renal toxicity in humans is sparse. Chloroform is a central nervous system depressant, inducing narcosis and anesthesia at high concentrations. Lower concentrations may cause irritability, lassitude, depression, gastrointestinal symptoms, and frequent and burning urination.

Developmental toxicity studies with rodents indicate that inhaled and orally administered chloroform is toxic to dams and fetuses. Possible teratogenic effects were reported in rats and mice exposed to chloroform by inhalation. Chloroform may cause sperm abnormalities in mice and gonadal atrophy in rats.

A RfD of 0.01 mg/kg/day for subchronic and chronic oral exposure was calculated from a lowest-observed-adverse-effect level (LOAEL) of 15 mg/kg/day based on fatty cyst formation in the liver of dogs exposed to chloroform for 7.5 years. Development of an inhalation RfC is presently under review.

Epidemiological studies indicate a possible relationship between exposure to chloroform present in chlorinated drinking water and cancer of the bladder, large intestine, and rectum. Chloroform is one of several contaminants present in drinking water, but it has not been identified as the sole or primary cause of the excess cancer rate. In animal carcinogenicity studies, positive results included increased incidences of renal epithelial tumors in male rats, hepatocellular carcinomas in male and female mice, and kidney tumors in male mice.

Based on EPA guidelines, chloroform was assigned to weight-of-evidence Group B2, probable human carcinogen, on the basis of an increased incidence of several tumor types in rats and in three strains of mice. The carcinogen slope factor for chloroform is 6.1E-3 (mg/kg/day)⁻¹ for oral exposure and 8.1E-2 (µg/m³)⁻¹ for inhalation exposure. An inhalation unit risk of 2.3E-5 (g/m³)⁻¹ is based on hepatocellular carcinomas in mice in an oral gavage study.

The oral and dermal cancer slope factors used in the BHHRA for chloroform are 6.10E-3 and 3.05E-2 [mg/(kg × day)]⁻¹, respectively. An inhalation cancer slope factor of 8.10E-2 [mg/(kg × day)]⁻¹ is used. The oral and dermal RfDs used in the BHHRA are 1.00E-2 and 2.00E-3 mg/(kg × day),

respectively. An inhalation RfD equivalent to the oral RfD of $1.0E-2$ mg/(kg × day) is used. When calculating both the dermal route cancer slope factor and dermal route RfD from their respective oral values, a gastrointestinal absorption factor of 20% was used.

4.3.24 Chloromethane (CAS 000074-87-3)

Chloromethane, also known as methyl chloride, is a colorless, flammable gas that has a faintly sweet odor. Chloromethane is a naturally occurring chemical that is present in air all over the world in concentrations from less than 0.001 mg/l to 0.003 mg/l. It is also manufactured in industry and used to produce silicones, agricultural chemicals and butyl rubber. Chloromethane was used as the cooling agent in refrigerators (more than 30 years ago). It is also found in cigarette smoke and smoke from burning wood, grass, coal, or certain plastics.

The principle route of exposure is through inhalation, but chloromethane can be ingested through drinking water or absorbed through the skin. The central nervous system is the major target of chloromethane toxicity. In acute exposures to high concentrations in humans, chloromethane reportedly causes headache; drowsiness; giddiness; ataxia; and ultimately convulsions, coma, and death. Single inhalation exposures in animal studies have shown respiratory, cardiovascular, and hepatic effects. Chloromethane leaking either from refrigerators or industrial cooling and refrigeration systems has caused several human deaths. Repeated exposures to lower concentrations usually cause fatigue, loss of appetite, muscular weakness, and drowsiness.

In addition to chloromethane's effects on the nervous system, effects on the liver, kidney, and cardiovascular system have been described in case reports of humans exposed for brief periods or for prolonged periods in occupational settings. In humans, chronic exposures often exert delayed effects that may last for months after exposure. Testicular atrophy, infertility, sterility (male rats), kidney tumors (male mice), and possible developmental effects (heart defects in mice) have been observed in animal studies but have not been reported in humans. Only inadequate evidence exists of carcinogenicity in humans and animals.

The oral and dermal cancer slope factors used in the BHHRA for chloromethane are $1.30E-2$ and $1.63E-2$ [mg/(kg × day)]⁻¹, respectively. An inhalation cancer slope factor of $6.30E-3$ [mg/(kg × day)]⁻¹ is used. No oral, dermal, or inhalation RfDs were available. When calculating the dermal route cancer slope factor from the oral value, a gastrointestinal absorption factor of 80% was used.

4.3.25 Chrysene (CAS 000218-01-9) (also see toxicity profile for polycyclic aromatic hydrocarbons)

Chrysene, a polycyclic aromatic hydrocarbon, is a ubiquitous environmental contaminant formed primarily by the incomplete combustion of organic compounds. Although present in coal and oil, the presence of chrysene in the environment is the result of anthropogenic activities such as coal combustion and gasification; gasoline exhaust; diesel and aircraft exhaust; and emissions from coke ovens, wood burning stoves, and waste incineration. Chrysene is not produced or used commercially, and its use is limited strictly to research applications.

Little information on the absorption, distribution, metabolism and excretion of chrysene in humans is available. Animal studies have shown that approximately 75% of the administered chrysene may be absorbed by oral, dermal, or inhalation routes. Following its absorption, chrysene is preferentially distributed to highly lipophilic regions of the body, most notably adipose and mammary tissue. Phase I metabolism of chrysene, whether in the lung, skin, or liver, is mediated by the mixed function oxidases. The metabolism results in the formation of 1,2-, 3,4-, and 5,6-dihydrodiols as well as the formation of 1-, 3-, and 4-phenol metabolites. Additional Phase I metabolism of chrysene 1,2-dihydrodiol forms chrysene

1,2-dihydrodiol-3,4-epoxide and 9-hydroxychrysene 1,2-diol-3,4-oxide. These metabolites were shown to have mutagenic and alkylating activity. Phase II metabolism of chrysene results in the formation of glucuronide and sulfate ester conjugates; however, glutathione conjugates of diol- and triol-epoxides are also formed. Hepatobiliary secretion with elimination in the feces is the predominant route of excretion.

Human or animal systemic, developmental, and reproductive health effects following exposure to chrysene were not identified. Because of the lack of systemic toxicity data, the RfD and the reference concentration (RfC) for chrysene have not been derived. Target organs have not been described, although chrysene may induce immunosuppression similar to certain other PAHs. Oral and inhalation carcinogenic bioassays were not identified. In mouse skin painting studies, chrysene was an initiator of papillomas and carcinomas. In addition, intraperitoneal injections of chrysene have induced liver adenomas and carcinomas in male CD-1 and BLU/Ha Swiss mice. Although oral and inhalation slope factors have not been derived, EPA has classified chrysene in weight-of-evidence Group B2, probable human carcinogen, based on the induction of liver tumors and skin papillomas and carcinomas following treatment and the mutagenicity and chromosomal abnormalities induced in in-vitro tests.

The oral, dermal, and inhalation cancer slope factors used in the BHHRA for chrysene are $7.30E-3$, $2.35E-2$, and $3.10E-3$ $[\text{mg}/(\text{kg} \times \text{day})]^{-1}$, respectively. These were derived from the values for benzo[*a*]pyrene using the relative potency factors recommended by EPA. The dermal slope factor was derived from the oral slope factor using a gastrointestinal absorption factor of 31%. No RfDs for chrysene were found; therefore, noncancer effects due to exposure to chrysene could not be estimated in the BHHRA.

4.3.26 Di-n-butyl phthalate (CAS 000084-74-2)

Di-n-butyl phthalate is also known as: DBP; dibutyl phthalate; n-Butylphthalate; 1,2-Benzenedicarboxylic acid dibutyl ester; phthalic acid dibutyl ester; o-benzenedicarboxylic acid, dibutyl ester; benzene-o-dicarboxylic acid di-n-butyl ester; dibutyl 1,2-benzenedicarboxylate; celluflex dpb; elaol; hexaplas m/b; palatinol c; polycizer dbp; PX 104; staflex dbp; wicizer 300; benzenedicarboxylic acid, dibutyl ester; and dibutyl-o-Phthalate.

No cancer slope factors were used in the BHHRA for di-n-butyl phthalate. The oral and dermal RfDs used in the BHHRA are $1.00E-1$ and $1.00E-1$ $\text{mg}/(\text{kg} \times \text{day})$, respectively. An inhalation RfD equivalent to the oral RfD of $1.00E-1$ $\text{mg}/(\text{kg} \times \text{day})$ was used. When calculating the dermal route RfD from the oral value, a gastrointestinal absorption factor of 100% was used.

4.3.27 Dimethylbenzene (CAS 001330-20-7) (see toxicity profile for m,p-xylene)

Dimethylbenzene is also known as xylene and exists as three isomers (ortho, meta, and para).

No cancer slope factors were used in the BHHRA for dimethylbenzene. The oral and dermal RfDs used in the BHHRA are $2.00E+0$ and $1.84E+0$ $\text{mg}/(\text{kg} \times \text{day})$, respectively. An inhalation RfD equivalent to the oral RfD of $2.00E+0$ $\text{mg}/(\text{kg} \times \text{day})$ was used. When calculating the dermal route RfD from the oral value, a gastrointestinal absorption factor of 92% was used.

4.3.28 Ethane (CAS 000074-84-0)

Ethane is also known as dimethyl; methylmethane; ethyl hydride.

Information on the toxicity of environmentally-occurring ethane was not found in the available literature. When information becomes available, it will be included in this report.

Neither slope factors nor RfDs for any route of exposure were found for environmentally-occurring ethane. Therefore, neither carcinogenicity nor systemic toxicity resulting from ethane exposure is included in the BHHRA.

4.3.29 Ethanol (CAS 000064-17-5)

Ethanol is also known as alcohol; anhydrol; methylcarbinol; ethyl hydrate; ethyl hydroxide; algrain; cologne spirit; fermentation alcohol; grain alcohol; jaysol; jaysol s; molasses alcohol; potato alcohol; spirit; spirits of wine; tecsol; Synasol.

Information on the toxicity of environmentally-occurring ethanol was not found in the available literature. When information becomes available, it will be included in this report.

Neither slope factors nor RfDs for any route of exposure were found for environmentally-occurring ethanol. Therefore, neither carcinogenicity nor systemic toxicity resulting from ethanol exposure is included in the BHHRA.

4.3.30 Ethylbenzene (CAS 000100-41-4) (RAIS)

Ethylbenzene is a colorless, flammable liquid with a pungent odor. The water solubility of ethylbenzene is 0.014 g/100 mL and its vapor pressure is 10 mm Hg at 25°C. Ethylbenzene is commonly used as a solvent, chemical intermediate in the manufacture of styrene and synthetic rubber and as an additive in some automotive and aviation fuels. Occupational exposure to ethylbenzene may occur during production and conversion to polystyrene and during production and use of mixed xylenes. The general public can be exposed to ethylbenzene in ambient air as a result of releases from vehicle exhaust and cigarette smoke.

Ethylbenzene can be absorbed through the lungs, digestive tract, and skin. It also crosses the placenta. The liver is the major organ of ethylbenzene metabolism. In humans the major metabolites of ethylbenzene are mandelic acid (64 to 70%) and phenylglyoxylic acid (25%); however, these compounds are only minor metabolites in laboratory animals. Excretion occurs primarily in the urine.

Ingestion of sublethal amounts of ethylbenzene is likely to cause central nervous system (CNS) depression, oro-pharyngeal and gastric discomfort, and vomiting; however, specific experimental data are not available. Animal studies indicate that the primary target organs following chronic oral exposures are likely to be the liver and kidney. The oral RfD for chronic exposures is 0.1 mg/kg/day, based on increased weight and histopathological changes in the liver and kidneys of rats.

Acute exposures to high atmospheric concentrations of ethylbenzene may cause eye and respiratory tract irritation and CNS effects (e.g., coordination disorders, dizziness, vertigo, narcosis, convulsions, pulmonary irritation, and conjunctivitis). Concentrations of 1000 ppm (434 mg/m³) can be highly irritating to the eyes of humans; the threshold for eye irritation has been reported to be 200 ppm (879 mg/m³). No evidence is available to suggest that occupational exposures to ethylbenzene result in chronic toxic effects; however, histopathological changes in the liver and kidney have been observed in experimental animals following prolonged inhalation exposures. Laboratory studies also indicate that exposure to ethylbenzene (4340 mg/m³) during gestation results in adverse developmental effects in rats (skeletal variants) and rabbits (reduced number of live offspring per litter). The NOAEL for developmental effects was reported to be 434 mg/m³. The inhalation RfC for chronic exposures is 1 mg/m³, based on developmental effects.

No epidemiological information is available on the potential carcinogenicity of ethylbenzene in humans following oral or inhalation exposures. A statistically significant increase in total malignant tumors

was observed in female rats dosed orally with ethylbenzene; however, because of study limitations, these results cannot be considered conclusive. Although ethylbenzene has been tested by NTP in a two-year rodent bioassay, the results of that study are not yet available. Ethylbenzene is placed by EPA in Group D, not classifiable as to human carcinogenicity, based on a lack of data in humans and animals.

No cancer slope factors were used in the BHHRA for ethylbenzene. The oral, inhalation, and dermal RfDs used in this BHHRA are 1.00E-1, 2.86E-1, and 9.7E-2 mg/(kg × day), respectively. When calculating the dermal route RfD from the oral value, a gastrointestinal absorption factor of 97% was used.

4.3.31 Ethylene (CAS 000074-85-1)

Ethylene is also known as ethene; acetene; olefiant gas; and bicarburetted hydrogen.

Information on the toxicity of environmentally-occurring ethylene was not found in the available literature. When information becomes available, it will be included in this report.

Neither slope factors nor RfDs for any route of exposure were found for environmentally-occurring ethylene. Therefore, neither carcinogenicity nor systemic toxicity resulting from ethylene exposure is included in the BHHRA.

4.3.32 Fluorene (CAS 000086-73-7) (see toxicity profile for Polycyclic Aromatic Hydrocarbons)

Fluorene is also known as 9H-Fluorene; o-Biphenylenemethane; diphenylenemethane; 2,2'-methylenebiphenyl; o-biphenylmethane; 2,3-benzindene; alpha-diphenylenemethane-9H-fluorene.

No cancer slope factors were used in the BHHRA for fluorene. The oral and dermal RfDs used in the BHHRA are 4.0E-2 and 2.0E-2 mg/(kg × day), respectively. An inhalation RfD equivalent to the oral RfD of 4.0E-2 mg/(kg × day) was used. When calculating the dermal route RfD from the oral value, a gastrointestinal absorption factor of 50% was used.

4.3.33 Isophorone (CAS 000078-59-1)

The oral and dermal cancer slope factors used in the BHHRA for isophorone are 9.50E-4 and 1.90E-3 [mg/(kg × day)]⁻¹, respectively. An inhalation cancer slope factor was not found. The oral and dermal RfDs used in the BHHRA are 2.00E-1 and 1.00E-1 mg/(kg × day), respectively. An inhalation RfD equivalent to the oral RfD of 2.00E-1 mg/(kg × day) was used. When calculating both the dermal route cancer slope factor and dermal route RfD from their respective oral values, a gastrointestinal absorption factor of 50% was used.

4.3.34 Methylene Chloride (CAS 000075-09-2) (RAIS)

Methylene chloride (CH₂Cl₂, CAS No. 75-09-2), also known as dichloromethane is a colorless volatile liquid with a penetrating ether-like odor. In industry, methylene chloride is widely used as a solvent in paint removers, degreasing agents, and aerosol propellants; as a polyurethane foam-blowing agent; and as a process solvent in the pharmaceutical industry. The compound is also used as an extraction solvent for spice oleoresins, hops, and caffeine.

Methylene chloride is readily absorbed from the lungs, the gastrointestinal tract, and to some extent through the skin. Metabolism of methylene chloride produces CO₂ and CO, which readily binds with blood hemoglobin to form carboxyhemoglobin (CO-Hb). The primary adverse health effects associated with methylene chloride exposure are CNS depression and mild liver effects. Neurological symptoms

described in individuals occupationally exposed to methylene chloride included headaches, dizziness, nausea, memory loss, paresthesia, tingling hands and feet, and loss of consciousness. Major effects following acute inhalation exposure include fatigue, irritability, analgesia, narcosis, and death. CNS effects have also been demonstrated in animals following acute exposure to methylene chloride.

Impaired liver function has been associated with occupational exposure to methylene chloride. Liver effects have also been documented in a number of inhalation studies with laboratory animals. Subchronic exposure of rats, mice, dogs, and monkeys caused mild hepatic effects such as cytoplasmic vacuolization and fatty changes. Hepatocellular foci, fatty changes, and necrosis were reported following chronic inhalation exposure of rats and mice. Chronic oral exposure to methylene chloride via drinking water resulted in histopathological alterations of the liver in rats and mice. In addition, inhalation exposure of rats caused nonspecific degenerative and regenerative changes in the kidneys.

A subchronic and chronic oral RfD of 6E-2 mg/kg/day for methylene chloride has been calculated by EPA. This value is based on a NOAEL of 5.85 mg/kg/day derived from a chronic drinking water study with rats. This same study was adapted for the derivation of the subchronic and chronic RfC of 3E+0 mg/m³ (NOAEL, 694.8 mg/m³).

Studies of workers exposed to methylene chloride have not recorded a significant increase in cancer cases above the number of cases expected for nonexposed workers. However, long-term inhalation studies with rats and mice demonstrated that methylene chloride causes cancer in laboratory animals. Mice exposed via inhalation to high concentrations of methylene chloride (2000 or 4000 ppm) exhibited a significant increase of malignant liver and lung tumors compared with nonexposed controls. Rats of both sexes exposed to concentrations of methylene chloride ranging from 500 to 4000 ppm showed increases of benign mammary tumors. An inhalation study with rats and hamsters revealed sarcomas of the salivary gland in male rats, but not in female rats or hamsters. Liver tumors observed in rats and mice that ingested methylene chloride in drinking water for 2 years provided suggestive evidence of carcinogenicity. Based on inadequate evidence of carcinogenicity in humans and on sufficient evidence in animals, EPA has placed methylene chloride in weight-of-evidence group B2, probable human carcinogen. A slope factor and unit risk of 7.5E-3 [mg/(kg × day)]⁻¹ and 2.1E-7 (µg/L)⁻¹, respectively, was derived for oral exposure to methylene chloride. The inhalation unit risk is 4.7E-7 (µg/m³)⁻¹.

The oral and dermal cancer slope factors used in the BHHRA are 7.50E-3 and 7.89E-3 [mg/(kg × day)]⁻¹, respectively. An inhalation cancer slope factor of 1.65E-3 was used. The oral and dermal RfDs used in the BHHRA are 6.00E-2 and 5.70E-2 mg/(kg × day), respectively. An inhalation reference dose of 8.57E-01 mg/(kg × day) was used. When calculating both the dermal route cancer slope factor and dermal route RfD from their respective oral values, a gastrointestinal absorption factor of 95% was used.

4.3.35 Naphthalene (CAS 000091-20-3) (RAIS)

Naphthalene (CAS Reg. No. 91-20-3), a white solid with a characteristic odor of mothballs, is a polycyclic aromatic hydrocarbon composed of two fused benzene rings. The principal end use of naphthalene is as a raw material for the production of phthalic anhydride. It is also used as an intermediate for synthetic resins, celluloid, lampblack, smokeless powder, solvents, and lubricants. Naphthalene is used directly as a moth repellent, insecticide, anthelmintic, and intestinal antiseptic.

Naphthalene can be absorbed by the oral, inhalation, and dermal routes of exposure and can cross the placenta in amounts sufficient to cause fetal toxicity. The most commonly observed effect of naphthalene toxicity following acute oral or inhalation exposure in humans is hemolytic anemia associated with decreased hemoglobin and hematocrit values, increased reticulocyte counts, presence of Heinz bodies,

and increased serum bilirubin levels. Hemolytic anemia has been observed in an infant dermally exposed to naphthalene and in infants whose mothers were exposed to naphthalene during pregnancy. Infants and individuals having a congenital deficiency of erythrocyte glucose-6-phosphate dehydrogenase are especially susceptible to naphthalene-induced hemolytic anemia.

Acute oral and subchronic inhalation exposure of humans to naphthalene has resulted in neurotoxic effects (confusion, lethargy, listlessness, vertigo), gastrointestinal distress, hepatic effects (jaundice, hepatomegaly, elevated serum enzyme levels), renal effects, and ocular effects (cataracts, optical atrophy). Cataracts have been reported in individuals occupationally exposed to naphthalene and in rabbits and rats exposed orally to naphthalene. A number of deaths have been reported following intentional ingestion of naphthalene-containing mothballs. The estimated lethal dose of naphthalene is 5-15 g for adults and 2-3 g for children. Naphthalene is a primary skin irritant and is acutely irritating to the eyes of humans.

Increased mortality, clinical signs of toxicity, kidney and thymus lesions, and signs of anemia were observed in rats treated by gavage with 400 mg/kg of naphthalene for 13 weeks. No adverse effects occurred at 50 mg/kg. Transient clinical signs of toxicity were seen in mice exposed by gavage to 53 mg/kg for 13 weeks. Subchronic oral exposure to 133 mg/kg/day for 90 days produced decreased spleen weights in female mice. Reduced numbers of pups/litter were observed when naphthalene was administered orally to pregnant mice. Negative results in a two-year feeding study with rats receiving 10-20 mg naphthalene/kg/day and equivocal results in a mouse lung tumor bioassay suggest that naphthalene is not a potential carcinogen.

A subchronic and chronic oral RfD of 4E-2 mg/kg/day for naphthalene has been calculated by EPA. These values are based on a NOEL of 50 mg/kg/day derived from a subchronic oral toxicity study with rats. The RfD is currently under review by EPA and may be subject to change. A RfC for chronic inhalation exposure has not been derived by EPA. Available cancer bioassays were insufficient to assess the carcinogenicity of naphthalene. Therefore, EPA has placed naphthalene in weight-of-evidence group D, not classifiable as to human carcinogenicity.

No cancer slope factors were used in the BHHRA for naphthalene. The oral and dermal RfDs used in the BHHRA are 2.00E-2 and 1.60E-2 mg/(kg × day), respectively. An inhalation RfD of 8.57E-4 mg/(kg × day) was used. When calculating the dermal route RfD from the oral value, a gastrointestinal absorption factor of 80% was used.

4.3.36 Phenanthrene (CAS 000085-01-8) (RAIS) (see toxicity profile for Polycyclic Aromatic Hydrocarbons)

Phenanthrene is a PAH that can be derived from coal tar. Currently, there is no commercial production or use of this compound. Phenanthrene is ubiquitous in the environment as a product of incomplete combustion of fossil fuels and wood and has been identified in ambient air, surface and drinking water, and in foods.

Phenanthrene is absorbed following oral and dermal exposure. Data from structurally related PAHs suggest that phenanthrene would be absorbed from the lungs. Metabolites of phenanthrene identified in vivo and in vitro studies indicate that metabolism proceeds by epoxidation at the 1-2, 3-4, and 9-10 carbons, with dihydrodiols as the primary metabolites.

Although a large body of literature exists on the toxicity and carcinogenicity of PAHs, primarily benzo[a]pyrene, toxicity data for phenanthrene are very limited. No human data were available that addressed the toxicity of phenanthrene. Single intraperitoneal injections of phenanthrene produced slight

hepatotoxicity in rats. Data regarding the subchronic, chronic, developmental, or reproductive toxicity in experimental animals by any route of exposure could not be located in the available literature.

Data were insufficient to derive an oral RfD or inhalation RfC for phenanthrene. The chemical is not currently listed in IRIS or HEAST.

No inhalation bioassays were available to assess the carcinogenicity of phenanthrene. A single oral dose of phenanthrene did not induce mammary tumors in rats and a single subcutaneous injection did not result in treatment-related increases in tumor incidence in mice. Neonate mice administered intraperitoneal or subcutaneous injections of phenanthrene also did not develop tumors. No skin tumors were reported in two skin painting assays with mice. Phenanthrene was also tested in several mouse skin initiation-promotion assays. It was active as an initiator in one study, inactive as an initiator in four others, and inactive as a promoter in one study.

Based on no human data and inadequate data from animal bioassays, EPA has placed phenanthrene in weight-of-evidence group D, not classifiable as to human carcinogenicity.

Neither slope factors nor RfDs for any route of exposure were found for phenanthrene. Therefore, neither carcinogenicity nor systemic toxicity due to phenanthrene exposure is included in the BHHRA.

4.3.37 Polychlorinated biphenyl (CAS 27323-18-8) (see toxicity profile for Aroclor-1254)

4.3.38 Polycyclic Aromatic Hydrocarbons

Polycyclic aromatic hydrocarbons are a group of chemicals that are formed during the incomplete burning of wood and fuel, including coal, oil, gas, and other organic substances (ATSDR 1989). In any medium, PAHs most often exist as complex mixtures of compounds. Exposure to PAHs may occur via inhalation, ingestion, and dermal contact. Based on toxicity, these compounds have been divided into two main groups: carcinogenic PAHs and noncarcinogenic PAHs.

Carcinogenic Polycyclic Aromatic Hydrocarbons. Based on available data, benzo[a]pyrene is one of the most potent of the carcinogenic PAHs. Other PAHs considered to be carcinogenic are benz[a]anthracene, benzo[b]fluoranthene, benzo[k]fluoranthene, chrysene, dibenz[a,h]anthracene, and indeno[1,2,3-cd]pyrene.

The arrangement of aromatic rings in the benzo[a]pyrene molecule and other PAHs gives it a “bay-region” that is often correlated with carcinogenic properties. In general, bay-region PAHs and some of their metabolites are known to react with cellular macromolecules, including DNA, which may account for the toxicity and carcinogenicity of these compounds (Francis 1992). The primary toxicological concern with exposure to this group of PAHs is carcinogenicity. No case reports or epidemiological studies concerning the significance of human exposure to individual PAHs are available. Coal tar and other materials known to be carcinogenic to humans, however, contain PAHs (Francis 1985). Lung and skin cancers in humans have been associated with chronic exposure by inhalation and dermal contact, respectively, to mixtures of compounds including carcinogenic PAHs (ATSDR 1989). Several individual PAHs administered to several animal species by various routes have been found to be carcinogenic at both local and systemic sites. Long-term experimental studies resulted in tumors in the liver, mammary gland, respiratory and gastrointestinal tracts, and skin (ATSDR 1989). Carcinogenic PAHs are also reported to be mutagenic in a variety of test systems.

Reproductive effects in mice fed benzo[a]pyrene and adverse effects in their offspring, including birth defects and decreased body weight, have been reported, although reproductive toxicity associated

with PAH exposure has not been demonstrated in humans (ATSDR 1989). Toxic effects have also been observed in rapidly dividing cells of the intestinal epithelium, testes, and ovaries (oocytes). Animal studies also indicate that exposure to bay-region PAHs can damage the hematopoietic system, leading to progressive anemia as well as agranulocytosis. The lymphoid system can also be affected, resulting in lymphopenia.

As indicated previously, available data indicate that not all of the carcinogenic PAHs are as potent as benzo[a]pyrene (ICF-Clement 1988, EPA 1992). In recent guidance published by the EPA (1993), it is recommended that a series of relative potency values (orders of magnitude) be used for the risk assessment of oral exposure to PAHs, with carcinogenic potency being compared to that of benzo[a]pyrene.

Noncarcinogenic Polycyclic Aromatic Hydrocarbons. Polycyclic aromatic hydrocarbons not considered to be carcinogenic include acenaphthene, acenaphthylene, anthracene, benzo[g,h,i]perylene, fluoranthene, fluorene, methylnaphthalene, naphthalene, phenanthrene, and pyrene.

Polycyclic aromatic hydrocarbons are toxic to the skin. For example, naphthalene is a primary skin irritant and causes erythema and dermatitis on repeated contact (Sittig 1985), and acenaphthene is irritating to the skin and mucous membranes of humans and animals (Faust 1994). Other noncarcinogenic effects of PAHs have been observed in animals; however, of these, only effects of the blood and blood-forming system and of the skin have also been reported in humans (ATSDR 1989). Animal studies indicate that PAHs may adversely affect the gastrointestinal tract, liver, kidneys, lungs, hematopoietic system, and may suppress the immune system after both short- and long-term exposure. Oral exposure of animals to acenaphthene caused reproductive effects, including decreased ovary weights, decreased ovarian and uterine activity, and fewer and smaller corpora lutea (Faust 1991, 1994). Mutagenic and carcinogenic effects of the noncarcinogenic PAHs have not been reported.

References

- Agency for Toxic Substances and Disease Registry (ATSDR). 1989. *Toxicological Profile for Polycyclic Aromatic Hydrocarbons*. U.S. Department of Health and Human Services. Public Health Service.
- Faust, R.A. 1991. *Toxicity Summary for Anthracene*. Biomedical and Environmental Information Analysis Section, Health and Safety Research Division, Oak Ridge National Laboratory.
- Faust, R.A. 1994. *Toxicity Summary for Acenaphthene*. Biomedical and Environmental Information Analysis Section, Health and Safety Research Division, Oak Ridge National Laboratory.
- Francis, A. 1992. *Toxicity Summary for Benz(a)anthracene*. Biomedical and Environmental Information Analysis Section, Health and Safety Research Division, Oak Ridge National Laboratory.
- ICF-Clement Associates. 1988. *Comparative Potency Approach for Estimating the Cancer Risk Associated with Exposure to Mixtures of Polycyclic Aromatic Hydrocarbons*. Interim final report. Prepared for U.S. Environmental Protection Agency, Office of Health and Environmental Assessment. Contract No. 68-02-4403.
- Sittig, M. 1985. *Handbook of Toxic and Hazardous Chemicals and Carcinogens*. 2d ed. Park Ridge, New Jersey: Noyes Publications.
- U.S. Environmental Protection Agency (EPA). 1993. *Provisional Guidance for Quantitative Risk Assessment of Polycyclic Aromatic Hydrocarbons*. EPA/600/R-93/089. Office of Research and Development.

U.S. Environmental Protection Agency (EPA). 1992. *Drinking Water; National Primary Drinking Water Regulations - Synthetic Organic Chemicals and Inorganic Chemicals; National Primary Drinking Water Regulations Implementation*. Fed. Reg. 57 (July 17):31776-31849. Office of Groundwater and Drinking Water.

4.3.39 Tetrachloroethene (CAS 000127-18-4) (RAIS)

Tetrachloroethene (CAS No. 127-18-4) is a halogenated aliphatic hydrocarbon with a vapor pressure of 17.8 mm Hg at 25°C. The chemical is used primarily as a solvent in industry and, less frequently, in commercial dry-cleaning operations. Occupational exposure to tetrachloroethene occurs via inhalation, resulting in systemic effects, and via dermal contact, resulting in local effects. Exposure to the general population can occur through contaminated air, food and water.

The respiratory tract is the primary route of entry for tetrachloroethene. The chemical is rapidly absorbed by this route and reaches an equilibrium in the blood within 3 hours after the initiation of exposure. Tetrachloroethene is also significantly absorbed by the gastrointestinal (g.i.) tract, but not through the skin. The chemical accumulates in tissues with high lipid content, where the half-life is estimated to be 55 hours, and has been identified in perirenal fat, brain, liver, placentofetal tissue, and amniotic fluid. The proposed first step for the biotransformation of tetrachloroethene is the formation of an epoxide thought to be responsible for the carcinogenic potential of the chemical. Tetrachloroethene is excreted mainly unchanged through the lungs, regardless of route of administration. The urine and feces comprise secondary routes of excretion. The major urinary metabolite of tetrachloroethene, trichloroacetic acid, is formed via the cytochrome P-450 system.

The main targets of tetrachloroethene toxicity are the liver and kidney by both oral and inhalation exposure, and the central nervous system by inhalation exposure. Acute exposure to high concentrations of the chemical (estimated to be greater than 1500 ppm for a 30-minute exposure) may be fatal to humans. Chronic exposure causes respiratory tract irritation, headache, nausea, sleeplessness, abdominal pains, constipation, cirrhosis of the liver, hepatitis, and nephritis in humans; and microscopic changes in renal tubular cells, squamous metaplasia of the nasal epithelium, necrosis of the liver, and congestion of the lungs in animals.

Some epidemiology studies have found an association between inhalation exposure to tetrachloroethene and an increased risk for spontaneous abortion, idiopathic infertility, and sperm abnormalities among dry-cleaning workers, but others have not found similar effects. The adverse effects in humans are supported in part by the results of animal studies in which tetrachloroethene induced fetotoxicity (but did not cause malformations) in the offspring of treated dams.

Reference doses for subchronic and chronic oral exposure to tetrachloroethene are 1E-1 mg/kg/day and 1E-2 mg/kg/day, respectively. These values are based on hepatotoxicity observed in mice given 100 mg tetrachloroethene/kg body weight for 6 weeks and a NOAEL of 20 mg/kg.

Epidemiology studies of dry cleaning and laundry workers have demonstrated excesses in mortality due to various types of cancer, including liver cancer, but the data are regarded as inconclusive because of various confounding factors. The tenuous finding of an excess of liver tumors in humans is strengthened by the results of carcinogenicity bioassays in which tetrachloroethene, administered either orally or by inhalation, induced hepatocellular tumors in mice. The chemical also induced mononuclear cell leukemia and renal tubular cell tumors in rats. Tetrachloroethene was negative for tumor initiation in a dermal study and for tumor induction in a pulmonary tumor assay.

Although EPA's Science Advisory Board recommended a weight-of-evidence classification of C-B2 continuum (C = possible human carcinogen; B2 = probable human carcinogen), the agency has not adopted a current position on the weight-of-evidence classification. In an earlier evaluation, tetrachloroethene was assigned to weight-of-evidence Group B2, probable human carcinogen, based on sufficient evidence from oral and inhalation studies for carcinogenicity in animals and no or inadequate evidence for carcinogenicity to humans. The unit risk and slope factor values for tetrachloroethene have been withdrawn from IRIS and HEAST. The upper bound risk estimates from the 1985 Health Assessment Document as amended by inhalation values from the 1987 addendum have not yet been verified by the IRIS-CRAVE Workgroup. For oral exposure, the slope factor is $5.2E-2$ (mg/kg/day)⁻¹; the unit risk is $1.5E-6$ (µg/L)⁻¹. For inhalation exposure, the slope factor is $2.0E-3$ (mg/kg/day)⁻¹; the unit risk ranges from $2.9E-7$ to $9.5E-7$ (µg/m³)⁻¹ with a geometric mean of $5.8E-7$ (µg/m³)⁻¹. When the Agency makes a decision about weight-of-evidence, the IRIS-CRAVE verification will be completed and the information put on IRIS.

The oral and dermal cancer slope factors used in the BHHRA for tetrachloroethene are $5.20E-2$ and $5.2E-2$ [mg/(kg × day)]⁻¹, respectively. An inhalation cancer slope factor of $2.00E-3$ [mg/(kg × day)]⁻¹ is used. The oral and dermal RfDs used in the BHHRA are $1.00E-2$ and $1.00E-2$ mg/(kg × day), respectively. An inhalation RfD of $1.71E-1$ mg/(kg × day) was used. When calculating the dermal route cancer slope factor from the oral value, a gastrointestinal absorption factor of 100% was used.

4.3.40 Trichloroethene (CAS 000079-01-6) (RAIS)

TCE is an industrial solvent used primarily in metal degreasing and cleaning operations. TCE can be absorbed through the lungs, mucous membranes, gastrointestinal tract, and the skin. TCE is extensively metabolized in humans to trichloroacetic acid and trichloroethanol, as well as to several minor metabolites, with most of the absorbed dose excreted in urine.

Human and animal data indicate that exposure to TCE can result in toxic effects on a number of organs and systems, including the liver, kidney, blood, skin, immune system, reproductive system, nervous system, and cardiovascular system. In humans, acute inhalation exposure to TCE causes central nervous system symptoms such as headache, dizziness, nausea, and unconsciousness. Among the reported effects from occupational exposure studies are fatigue, light-headedness, sleepiness, vision distortion, abnormal reflexes, tremors, ataxia, nystagmus, increased respiration, as well as neurobehavioral or psychological changes. Cardiovascular effects include tachycardia, extrasystoles, EKG abnormalities, and precordial pain. The use of TCE as an anesthetic has been associated with cardiac arrhythmias.

Cases of severe liver and kidney damage, including necrosis, have been reported in humans following acute exposure to TCE, but these effects generally are not associated with long-term occupational exposures. In animals, TCE has produced liver enlargement with hepatic biochemical and/or histological changes and kidney enlargement, renal tubular alterations and/or toxic nephropathy. Also observed in animals were hematological effects and immunosuppression. Inhalation studies with rats indicate that TCE is a developmental toxicant causing skeletal ossification anomalies and other effects consistent with delayed maturation. TCE may cause dermatitis and dermographism.

RfDs and RfCs for subchronic and chronic oral and inhalation exposure to TCE are presently under review by EPA.

Epidemiologic studies have been inadequate to determine if a correlation exists between exposure to TCE and increased cancer risk. Chronic oral exposure to TCE increased the incidences of hepatocellular carcinomas in mice and renal adenocarcinomas and leukemia in rats. Chronic inhalation exposure induced lung and liver tumors in mice and testicular Leydig cell tumors in rats. Although EPA's Science Advisory Board recommended a weight-of-evidence classification of B2, the agency has not adopted a current

position on the weight-of-evidence classification. In an earlier evaluation, TCE was assigned to weight-of-evidence Group B2, probable human carcinogen, based on tumorigenic responses in rats and mice for both oral and inhalation exposure and on inadequate data in humans. Carcinogen slope factors are $1.1\text{E-}2$ $(\text{mg}/\text{kg}/\text{day})^{-1}$ and $6.0\text{E-}3$ $(\text{mg}/\text{kg}/\text{day})^{-1}$ for oral and inhalation exposure, respectively. The corresponding unit risks are $3.2\text{E-}7$ $(\mu\text{g}/\text{L})^{-1}$ and $1.7\text{E-}6$ $(\mu\text{g}/\text{m}^3)^{-1}$, respectively.

The oral, dermal, and inhalation cancer slope factors used in the BHHRA for trichloroethene are $1.10\text{E-}2$, $7.33\text{E-}2$, and $6.00\text{E-}3$ $[\text{mg}/(\text{kg} \times \text{day})]^{-1}$, respectively. The oral and dermal RfDs used in the BHHRA are $6.00\text{E-}3$ and $9.00\text{E-}4$ $\text{mg}/(\text{kg} \times \text{day})$, respectively. An inhalation RfD was not found for trichloroethene; however, based on the effects discussed previously, an inhalation RfD extrapolated from the oral RfD [$6.00\text{E-}3$ $\text{mg}/(\text{kg} \times \text{day})$] was used and described in the uncertainty discussion. When calculating both the dermal route cancer slope factor and dermal route RfD from their respective oral values, a gastrointestinal absorption factor of 15% was used.

4.3.41 Vinyl Chloride (CAS 000075-01-4) (RAIS)

Vinyl chloride (CAS Reg. No. 75-01-4), a colorless gas, is a halogenated aliphatic hydrocarbon with the empirical formula of $\text{C}_2\text{H}_3\text{Cl}$. It is used primarily as an intermediate in the manufacture of polyvinyl chloride (PVC); limited quantities are used as a refrigerant and as an intermediate in the production of chlorinated compounds.

Vinyl chloride is rapidly absorbed from the gastrointestinal tract and lungs. Metabolism of vinyl chloride occurs primarily in the liver via oxidation by hepatic microsomal enzymes to polar compounds that can be conjugated with glutathione and/or cysteine. These covalently bound metabolites are then excreted in the urine.

In humans and animals, vinyl chloride is a CNS depressant, inducing narcosis and anesthesia at high concentrations. Nonneoplastic toxic effects observed in workers exposed by inhalation to vinyl chloride include hepatotoxicity, acroosteolysis and scleroderma, and Raynaud's syndrome, a vascular disorder of the extremities. Also reported were abnormalities of CNS function, high blood pressure, and occasional pulmonary effects. The evidence for potential developmental effects in humans (increased fetal loss and birth defects) is equivocal. Occupational exposure to vinyl chloride has been associated with reduced sexual function in both sexes and gynecological effects in women.

For the oral route of exposure, the primary target organ of vinyl chloride toxicity in animals is the liver. Chronic oral administration of 1.7-14.1 $\text{mg}/\text{kg}/\text{day}$ of vinyl chloride induced dose-related increases in nonneoplastic lesions of the liver of rats. In addition to the CNS, target organs for inhalation exposure include the liver, kidneys, lungs, spleen, and testes. Subchronic inhalation studies with rodents documented hepatic effects at concentrations as low as 50 ppm and degenerative changes of the liver and kidneys at ≥ 500 ppm. Exposure to higher concentrations caused proliferative changes in the lungs of mice, extensive liver and kidney damage in rats and guinea pigs, cerebral and cerebellar nephrosis in rats, and degeneration of the spleen in guinea pigs. Subchronic exposure of rats to 100 ppm vinyl chloride produced significantly decreased testes weights and testicular regeneration. Evidence of developmental toxicity was seen in rats exposed to vinyl chloride during the first trimester of gestation.

Neither an oral RfD nor an inhalation RfC have been derived for vinyl chloride.

The carcinogenicity of vinyl chloride in humans has been demonstrated in a number of epidemiological studies and case reports, many of which associated occupational exposure to vinyl chloride to the development of angiosarcomas of the liver. In addition to liver cancer, exposure to vinyl chloride also has been linked to an increased risk of lung, brain, hematopoietic, and digestive tract

cancers. Vinyl chloride has been shown to be carcinogenic in numerous animal studies. Inhalation exposure to vinyl chloride induced an increased incidence of liver angiosarcomas; kidney nephroblastomas; and lung, brain, and forestomach tumors in rodents. Oral administration of vinyl chloride induced liver, lung, and kidney tumors in rodents. Angiosarcomas observed in offspring of rats exposed by inhalation during gestation indicates that vinyl chloride has the potential to initiate cancer in utero.

EPA has classified vinyl chloride as a Group A chemical, human carcinogen. A slope factor of $1.9E+0 \text{ (mg/kg/day)}^{-1}$ and a drinking water unit risk of $5.4E-5 \text{ (}\mu\text{g/L)}^{-1}$ was calculated for oral exposure to vinyl chloride. For inhalation exposure, the slope factor and inhalation unit risk are $3.0E-1 \text{ (mg/kg/day)}^{-1}$ and $8.4E-5 \text{ (}\mu\text{g/m}^3\text{)}^{-1}$, respectively. The oral slope factor and inhalation unit risk are currently under review and may be subject to change.

An oral slope factor of $1.9E+0 \text{ [mg/(kg} \times \text{day)]}^{-1}$ was calculated for vinyl chloride. For inhalation exposure, the slope factor is $3.0E-1 \text{ [mg/(kg} \times \text{day)]}^{-1}$. A gastrointestinal absorption factor of 100% was used to derive an absorbed dose slope factor of $1.90E+0$. No RfDs were available.

4.3.42 Xylene (mixture (CAS 001330-20-7), ortho- (CAS 000095-47-6) , meta- (CAS 000108-38-3), para- (CAS 000106-42-3)) (RAIS)

Xylene (dimethylbenzene) is a colorless, flammable liquid that is used as a solvent in the printing, rubber, and leather industries and as a cleaner and paint thinner. It occurs naturally in petroleum and coal tar. Xylene is absorbed following oral, dermal, or inhalation exposure; can be stored in adipose tissue; and is eliminated in the urine after conjugation with glycine.

Human exposure to xylene by either oral or inhalation routes can cause death due to respiratory failure accompanied by pulmonary congestion. Nonlethal levels of xylene vapor may cause eye, nose, and throat irritation, and contact with liquid may result in dermatitis. Chronic occupational exposure to xylene has been associated with headaches, chest pain, electrocardiographic abnormalities, dyspnea, cyanosis of hands, fever, leukopenia, malaise, impaired lung function, and confusion.

Long-term gavage studies with mixed xylenes in laboratory animals resulted in decreased body weight gain in male rats given 500 mg/kg/day and hyperactivity in male and female mice given 1000 mg/kg/day. A chronic oral RfD of 2 mg/kg/day for mixed xylenes was calculated from a NOAEL of 250 mg/kg/day derived from a chronic gavage study with rats. The critical effects were hyperactivity, decreased body weight, and increased mortality (males). An RfD of 2 mg/kg/day is also reported for the m- and o-xylene isomers.

Inhalation of 3000 mg/m^3 of the o-, p-, or m-xylene isomer by rats on gestation days 7-14 resulted in decreased fetal weights, skeletal anomalies, and altered fetal enzyme activities. Rib anomalies and cleft palate occurred in mouse fetuses following maternal oral exposure of 2.06 g/kg/day of mixed xylenes on gestation days 6-15. An inhalation RfC is under review by EPA.

Oral and topical carcinogenic studies with xylene in laboratory animals gave negative results. EPA has placed xylene in weight-of-evidence group D, not classifiable as to human carcinogenicity. No significant increase in tumor incidence was observed in rats or mice of both sexes following oral administration of technical grade xylene.

No cancer slope factors were used in the BHHRA for xylenes. The oral and dermal RfDs used in the BHHRA for mixtures of xylene isomers are $2.00E+0$ and $1.84E+0 \text{ mg/(kg} \times \text{day)}$, respectively. An inhalation RfD equivalent to the oral RfD of $2.00E+0 \text{ mg/(kg} \times \text{day)}$ was used. When calculating the dermal route RfD from the oral value, a gastrointestinal absorption factor of 92% was used.

4.4 RADIONUCLIDES

4.4.1 Introduction

Radionuclides are unstable atoms of chemical elements that will emit charged particles or energy or both to achieve a more stable state. These charged particles are termed “alpha and beta radiation”; energy is termed “neutral gamma rays.” Interaction of these charged particles (and gamma rays) with matter will produce ionization events, or radiation, which may cause living cell tissue damage. Because the deposition of energy by ionizing radiation is a random process, sufficient energy may be deposited (in a critical volume) within a cell and result in cell modification or death. In addition, ionizing radiation has sufficient energy that interactions with matter will produce an ejected electron and a positively charged ion (known as free radicals) that are highly reactive and may combine with other elements, or compounds within a cell, to produce toxins or otherwise disrupt the overall chemical balance of the cell. These free radicals can also react with deoxyribonucleic acid (DNA), causing genetic damage, cancer induction, or even cell death.

Radionuclides are characterized by the type and energy level of the radiation emitted. Radiation emissions fall into two major categories: particulate (electrons, alpha particles, beta particles, and protons) or electromagnetic radiation (gamma and x-rays). Therefore, all radionuclides are classified by the EPA as Group A carcinogens based on their property of emitting ionizing radiation and on the extensive weight of evidence provided by epidemiological studies of humans with cancers induced by high doses of radiation. Alpha particles are emitted at a characteristic energy level for differing radionuclides. The alpha particle has a charge of +2 and a comparably large size. Alpha particles have the ability to react (and/or ionize) with other molecules, but they have very little penetrating power and lack the ability to pass through a piece of paper or human skin. However, alpha-emitting radionuclides are of concern when there is a potential for inhalation or ingestion of the radionuclide. Alpha particles are directly ionizing and deposit their energy in dense concentrations [termed high linear energy transfer (high LET)], resulting in short paths of highly localized ionization reactions. The probability of cell damage increases as a result of the increase in ionization events occurring in smaller areas; this may also be the reason for increased cancer incidence caused by inhalation of radon gas. In addition, the cancer incidence in smokers may be attributed, in part, to the naturally occurring alpha emitter, polonium-210, in common tobacco products.

Beta emissions generally refer to beta negative particle emissions. Radionuclides with an excess of neutrons achieve stability by beta decay. Beta radiation, like alpha radiation, is directly ionizing but, unlike alpha activity, beta particles deposit their energy along a longer track length (low-LET), resulting in more space between ionization events. Beta-emitting radionuclides can cause injury to the skin and superficial body tissue but are most destructive when inhaled or ingested. Many beta emitters are similar chemically to naturally occurring essential nutrients and will therefore tend to accumulate in certain specific tissues. For example, strontium-90 is chemically similar to calcium and, as a result, accumulates in the bones, where it causes continuous exposure. The health effects of beta particle emissions depend upon the target organ. Those seeking the bones would cause a prolonged exposure to the bone marrow and affect blood cell formation, possibly resulting in leukemia, other blood disorders, or bone cancers. Those seeking the liver would result in liver diseases or cancer, while those seeking the thyroid would cause thyroid and metabolic disorders. In addition, beta radiation may lead to damage of genetic material (DNA), causing hereditary defects.

Gamma emissions are the energy that has been released from transformations of the atomic nucleus. Gamma emitters and x-rays behave similarly but differ in their origin: gamma emissions originate in nuclear transformations, and x-rays result from changes in the orbiting electron structure. Radionuclides that emit gamma radiation can induce internal and external effects. Gamma rays have high penetrating ability in living tissue and are capable of reaching all internal body organs. Without such sufficient

shielding as lead, concrete, or steel, gamma radiation can penetrate the body from the outside and does not require ingestion or inhalation to penetrate sensitive organs. Gamma rays are characterized as low-LET radiation, as is beta radiation; however, the behavior of beta radiation differs from that of gamma radiation in that beta particles deposit most of their energy in the medium through which they pass, while gamma rays often escape the medium because of higher energies, thereby creating difficulties in determining actual internal exposure. For this reason, direct whole-body measurements are necessary to detect gamma radiation, while urine/fecal analyses are usually effective in detecting beta radiation.

People receive gamma radiation continuously from naturally occurring radioactive decay processes going on in the earth's surface, from radiation naturally occurring inside their bodies, from the atmosphere as fallout from nuclear testing or explosions, and from space or cosmic sources. Cesium-137 (from nuclear fallout) decays to barium-137, the highest contributor to fallout-induced gamma radiation. Beta radiation from the soil is a less penetrating form of radiation but has many contributing sources. Potassium-40, cesium-137, lead-214, and bismuth-214 are among the most common environmental beta emitters. Tritium is also a beta emitter but contributes little to the soil beta radiation because of the low energy of its emission and its low concentration in the atmosphere. Alpha radiation is also emitted by the soil but is not measurable more than a few centimeters from the ground surface. The majority of alpha emissions are attributable to radon-222 and radon-220 and their decay products. This contributes to what is called background exposure to radiation.

The general health effects of radiation can be divided into stochastic and nonstochastic effects. Stochastic effects are those in which the probability of an effect is related to dose, and nonstochastic effects are those in which, above a threshold, the severity of an effect is related to dose. The risk of development of cancer from exposure to radiation is a stochastic effect. Therefore, in this assessment, the risk of developing cancer from exposure to radiation is actually a probability that is related to dose.

Radiation can damage cells in different ways. It can cause damage to DNA within the cell, and the cell either may not be able to recover from this type of damage or may survive but function abnormally. If an abnormally functioning cell divides and reproduces, a tumor or mutation in the tissue may develop. The rapidly dividing cells that line the intestines and stomach and the blood cells in bone marrow are extremely sensitive to this damage. Organ damage results from the damage caused to the individual cells. This type of damage has been reported with doses of 10 to 500 rads (0.1 to 5.0 gray, in SI units). Acute radiation sickness is seen only after doses of >50 rads (0.5 gray) which is a dose rate usually achieved only in a nuclear accident.

When the radiation-damaged cells are reproductive cells, genetic damage can occur in the offspring of the person exposed. The developing fetus is especially sensitive to radiation. The type of malformation that may occur is related to the stage of fetal development and the cells that are differentiating at the time of exposure. Radiation damage to children exposed in the womb is related to the dose the pregnant mother receives. Mental retardation is a possible effect of fetal radiation exposure.

The most widely studied population that has had known exposure to radiation is the atomic bomb survivors of Hiroshima and Nagasaki, Japan. Data indicate an increase in the rate of leukemia and cancers in this population. However, the rate at which cancer incidence is significantly affected by low radiation exposures, such as results of exposure to natural background and industrially contaminated sites, is still undergoing study and is uncertain. In studies conducted to determine the rate of cancer and leukemia increase, as well as genetic defects, several radionuclides must be considered.

4.4.2 Americium-241 (CAS 014596-10-2) (see previous discussion on radionuclides)

Americium was first discovered in 1944 at the Metallurgical Laboratory, the forerunner of Argonne National Laboratory. The isotope is named after America because europium, a similar rare-earth element, was named after the continent of its discovery. Americium-241 is used in high-precision devices and smoke detectors. It decays via alpha-particle emission to neptunium-237.

Few data exist on the distribution of americium in humans, although measurable amounts have been distributed world-wide as part of nuclear weapons testing [International Commission on Radiological Protection (ICRP) 1989]. The limited data gathered from experimental animals suggest that “americium behaves like plutonium with regard to initial partition between liver and skeleton” (ICRP 1989). For dosimetry purposes, all isotopes of americium are assumed “uniformly distributed over bone surface at all times following their deposition to the skeleton” (ICRP 1989).

Oral, inhalation, and external exposure cancer slope factors used in the BHHRA for are 3.28E-10 risk/pCi, 3.85E-08 risk/pCi, and 4.59E-09 (risk \times g)/(pCi \times yr), respectively. A dermal cancer slope factor was not calculated because this route of exposure is not considered significant for radionuclides and is not evaluated in the BHHRA. Oral, dermal, and inhalation RfDs are not available for this element; therefore, systemic toxicity due to exposure to americium is not quantified in the BHHRA.

References

ICRP (International Commission on Radiological Protection). 1989. *Age-dependent Doses to Members of the Public from Intake of Radionuclides: Part 1*, ICRP Publication No. 56, Pergamon Press, Inc., New York, NY.

4.4.3 Cesium-137 (CAS 010045-97-3) (see previous discussion on radionuclides)

Cesium occurs in nature as ^{133}Cs in the aluminosilicates, pollucite (a hydrated silicate of aluminum and cesium) and lepidolite; in the borate, rhodizite; and in other sources (Budavari 1989, Klaassen 1986). Cesium-137 is one of the artificial isotopes of cesium and is one of the principle radionuclides present in reactor effluent under normal operations. Cesium-137 may also be produced in nuclear and thermonuclear explosions, through which it would be a primary contributor to human exposure through fallout radiation, assimilation through the food chain, or beta dose to the skin (Budavari 1989, Klaassen 1986). In addition, ^{137}Cs , along with ^{90}Sr , is one of the most important fission products that was widely distributed in near-surface soils because of historical weapons testing. Measurable concentrations still exist today, almost exclusively in the upper 15 cm of soil; these concentrations decrease roughly exponentially with depth.

Cesium-137 may also have important roles in medical treatments (a teletherapy source or intercavity or interstitial radiation source in treatment of malignancies) and as an encapsulated energy source (Budavari 1989, Casarett 1968). Cesium-137 decays to and reaches radioactive equilibrium with its daughter product, Barium-137m (Budavari 1989, Casarett 1968). Barium-137m is a very short-lived gamma emitter that can contribute to external gamma exposure (Budavari 1989).

Oral, inhalation, and external exposure cancer slope factors used in the BHHRA for cesium-137 are 3.16E-11 risk/pCi, 1.91E-11 risk/pCi, and 2.09E-06 [(risk \times g)/(pCi \times yr)], respectively. For cesium-137, the cancer slope factor used in the BHHRA includes risks posed by short-lived decay products in addition to that posed by the parent radionuclide. Oral, dermal, and inhalation RfDs are not available for this element; therefore, systemic toxicity because of exposure to cesium is not quantified in the BHHRA.

References

Budavari, S., M. J. O'Neill, A. Smith, and P. E. Heckelman (eds.). 1989. *The Merk Index: An Encyclopedia of Chemicals, Drugs, Biologicals*, 11th ed., Merk and Company, Inc., Rahway, NJ.

Casarett, A. P. 1968. *Radiation Biology*, Prentice-Hall, Inc., Englewood Cliffs, NJ.

Klaassen, C. D., M. O. Amdur, and J. Doull (EDS.). 1986. *Casarett and Doull's Toxicology: The basic Sciences of Poisons*, 3rd ed., Macmillan Publishing Company, New York, NY.

4.4.4 Cobalt-60 (CAS 010198-40-0)

Cobalt-60 decays with 1.33 and 1.17 MeV gamma rays during a half life of 5.27 years. Cobalt-60 is made by irradiation of cobalt-59 in a nuclear reactor. This nuclide is useful for a thickness gauge of metal, a level gauge, a density gauge, a gamma radiography, and for sterilization purposes.

Cobalt-60m (metastable) has a half-life of 10.467E+6 years and the majority (99.76%) decays with electron capture (IT) at 0.059 MeV, and the remainder with beta emission at 2.883 MeV.

Oral, inhalation, and external exposure cancer slope factors used in the BHHRA for cobalt 60 are 1.89E-11 risk/pCi, 6.88E-11 risk/pCi, and 9.76E-06 [(risk × g)/(pCi × yr)], respectively. A dermal cancer slope factor was not calculated because this route of exposure is not considered significant for radionuclides and is not evaluated in the BHHRA. Oral, dermal, and inhalation RfDs for this element have been presented in the section on inorganic chemicals. However, systemic toxicity due to exposure to the radioactive isotope of cobalt (Co-60) is not quantified in the BHHRA.

4.4.5 Neptunium-237 (CAS 013994-20-2) (see previous discussion on radionuclides)

Specific literary information for neptunium-237 is limited. However, available literature states that during neutron bombardment, neptunium-237 breaks down to plutonium-238, which produces small masses of high capacity energy that is useful for satellites and spacecraft (Moskalev et al. 1979).

The most common route of neptunium-237 exposure is inhalation of aerosols. According to studies conducted on rats, acute effects include injury to the liver and kidney and circulation disorders. Long-term effects include osteosarcomas and lung cancer. Extremely high doses cause immediate or premature death by destruction of the lungs (Moskalev et al. 1979).

Oral, inhalation, and external exposure cancer slope factors used in the BHHRA for neptunium-237 and its short-lived daughter products are 3.00E-10 risk/pCi, 3.45E-08 risk/pCi, and 4.62E-07 [(risk × g)/(pCi × yr)], respectively. A dermal cancer slope factor was not calculated because this route of exposure is not considered significant for radionuclides and is not evaluated in the BHHRA. Oral, dermal, and inhalation RfDs are not available for this element; therefore, systemic toxicity due to exposure to neptunium is not quantified in the BHHRA.

References

Moskalev, Y. I., L. A. Buldakov, A. K. Zhuravleva et al. 1979. *Toxicological and Radiobiology of Neptunium-237*, ORNL-tr-4936, Moscow Atomizdat Publishers.

4.4.6 Plutonium-239 (CAS 015117-48-3)

Plutonium is a predominantly man-made radioactive metal that is produced from nuclear reactions with uranium. Plutonium-238 has been used as a nuclear power source for satellites and in thermoelectric generation systems in spacecraft, cardiac pacemakers, and other power sources (Harley 1980, NEA/OECD 1981). Plutonium-239 is mostly associated with nuclear weapons production and testing. It is generated in irradiated uranium fuel when neutrons are captured by uranium-238 nuclei. Commerce and the military principally use plutonium-238 and plutonium-239 because of their ease of production and long radioactive half-lives (86 and 24,000 years, respectively). Both plutonium-238 and plutonium-239 are artificial, alpha-emitting isotopes of plutonium; plutonium-238 decays to radioactive uranium-234 via alphas of 5.5 MeV, and plutonium-239 decays to radioactive uranium-235 via alphas of 5.1 MeV.

Atmospheric testing of nuclear weapons has been the main source of plutonium dispersion in the environment, while accidents and routine releases from weapons production facilities are the primary sources of localized contamination. Plutonium released to the atmosphere reaches the earth's surface through wet and dry deposition to the soil and surface water. Once in these media, plutonium can sorb to soil and sediment particles or bioaccumulate in terrestrial and aquatic food chains.

Because of the low solubility of plutonium isotopes, inhalation of contaminated dust particles is considered to be the most harmful means of human exposure. Plutonium that has been inhaled may be absorbed through the lungs and deposited in other body tissues. Subsequent translocation of some of the plutonium from the lungs to tissues and organs distant from the site of entry results in radiation damage to these tissues as well as to the lung. Liver and bone are the primary sites of plutonium deposition (ICRP 1986). The assumed biological retention half-lives of plutonium isotopes accumulated in the liver and bone of the human body are 20 and 50 years, respectively (ICRP 1986). Therefore, after a single exposure, plutonium isotopes reside in the body for a long time, resulting in prolonged exposure of body organs to alpha radiation (EPA 1977). The permissible health levels for plutonium are the lowest of all the radioactive elements. This is occasioned by the concentration of plutonium directly on bone surfaces rather than the more uniform bone distribution shown by other heavy elements. This increases the possibility of damage from equivalent activities of plutonium and has led to adoption of extremely low permissible levels.

Inhaled plutonium-238 is solubilized and subsequently translocated from the lung to the bone and liver (Gillett et al. 1988). Inhaled plutonium-239 dioxide is insoluble and retained primarily in the lungs and associated lymph nodes. In laboratory tests with plutonium and animals, the pattern of nonmalignant toxicity among the species tested was similar (i.e., radiation pneumonitis and pulmonary fibrosis occurred in the higher radiation dose groups in all species tested); however, species differences in the induction of cancer were apparent. With the exception of Syrian hamsters, cancer developed in animals in the lower exposure groups or in animals that survived initial radiation damage to the lungs (ATSDR 1990).

Oral, inhalation, and external exposure cancer slope factors used in the BHHRA for plutonium-239 are 3.16E-10 risk/pCi, 2.78E-08 risk/pCi, and 1.26E-11 [(risk × g)/(pCi × yr)], respectively. A dermal cancer slope factor was not calculated because this route of exposure is not considered significant for radionuclides and is not evaluated in the BHHRA. Oral, dermal, and inhalation RfDs are not available for this element; therefore, systemic toxicity is not quantified in the BHHRA.

References

ATSDR (Agency for Toxic Substances and Disease Registry). 1990. *Toxicological Profile for Plutonium*, U.S. Department of Health and Human Services, Public Health Service, Atlanta, GA.

EPA (U.S. Environmental Protection Agency). 1977. *Proposed Guidance on Dose Limits for Persons Exposed to Transuranium Elements in the General Environment*, EPA520/4-77-016, Washington, D.C.

Gillet, N., B. Muggenberg, J. Mewhinney, et al. 1988. Primary Liver Tumors in Beagle Dogs Exposed by Inhalation to Aerosols of Plutonium-238 Dioxide, *American Journal of Pathology* 133:265–276.

Harley, J. 1980. Plutonium in the Environment—A Review, *J. Radiat. Res.* 21:83–104.

ICRP (International Commission on Radiological Protection). 1986. *The Metabolism of Plutonium and Related Elements*, ICRP Publication 48, Pergamon Press, Oxford.

NEA/OECD (Nuclear Energy Agency/Organization of Economic Cooperation and Development. 1981. *The Environmental and Biological Behavior of Plutonium and Some Other Transuranium Elements*, Nuclear Energy Agency, Paris.

4.4.7 Radium-226 (CAS 013982-63-3)

Radium is an alkaline earth metal and was extensively used in the past as an ingredient of luminescent paints for instrument dials, watches, and similar self-illuminating instrumentation. It also occurs naturally as a daughter product of the naturally occurring radioactive material (NORM) uranium decay chain.

Pure metallic radium is brilliant white when freshly prepared, but blackens on exposure to air, probably due to formation of the nitride. It exhibits luminescence, as do its salts, and it decomposes in water and is somewhat more volatile than barium. Radium imparts a carmine red color to a flame. Radium is extremely scarce but found in uranium ores such as pitchblende at slightly more than 1g in 10 tons of ore. It may be made on a very small scale by the electrolysis of molten radium chloride, RaCl₂. This was first done using a mercury cathode, which gave radium amalgam. The metal was obtained by distillation away from the amalgam.

All isotopes of radium are radioactive. Radium emits alpha, beta, and gamma rays and when mixed with beryllium produces neutrons. Inhalation, injection, or body exposure to radium can cause cancer and other body disorders. Radium is over a million times more radioactive than the same mass of uranium.

Oral, inhalation, and external exposure cancer slope factors used in the BHHRA for radium-226 and its short-lived daughter products are 2.96E-10 risk/pCi, 2.75E-9 risk/pCi, and 6.74E-06 [(risk × g)/(pCi × yr)], respectively. A dermal cancer slope factor was not calculated because this route of exposure is not considered significant for radionuclides and is not evaluated in the BHHRA. Oral, dermal, and inhalation RfDs are not available for this element; therefore, systemic toxicity is not quantified in the BHHRA.

4.4.8 Radon-222 (CAS 014859-67-7)

Radon belongs to the noble gases and is the heaviest known gas. It is colorless and odorless at standard temperature and pressure. When cooled below the freezing point, radon exhibits a brilliant phosphorescence which becomes yellow as the temperature is lowered and orange-red at the temperature of liquid air.

Radon is formed naturally in soil, groundwater, and air as a daughter product in the decay chain of NORM uranium found in the earth's crust. Radon-222 has a half-life of 3.82 days and decays through alpha emission at 5.590 MeV to polonium-219. Excessive radon buildup in basements of homes from the surrounding soils, rocks, and groundwater is an inhalation hazard, both from direct inhalation and from inhalation of absorbed radon and daughter products on dust particles.

To derive the inhalation slope factor for radon-222 plus daughter products, EPA's Office of Radiation and Indoor Air (ORIA) uses a slightly different risk model and set of exposure assumptions, including an inhalation rate of 2.2E+04 L/day; 50% equilibrium for decay products; and a risk coefficient of 2.36E-4 cases per working level month (WLM). A more detailed description of ORIA's radon risk assessment methodology is provided in the EPA CRAVE Summary Sheet, Inhaled Radon-222 and its Short Half-Life Decay Products.

The inhalation slope factor derived for radon-222 plus daughter products used in this BHHRA is 7.57E-12 [(risk × g)/(pCi × yr)]. Oral, dermal, and external exposure cancer slope factors were not calculated because these routes of exposure are not considered significant. Oral, dermal, and inhalation RfDs are not available for this element; therefore, systemic toxicity is not quantified in the BHHRA.

4.4.9 Technetium-99 (CAS 014133-76-7) (see previous discussion on radionuclides)

Technetium is a radioactive element that occurs in a number of isotopic forms. Technetium is found in some extraterrestrial material (i.e., stars); however, no appreciable amounts have been found in nature due to the relatively short half-lives of its radioactive isotopes (Kutegov et al. 1968). While no isotopes of technetium are stable, the existence of three technetium isotopes is well established. Two common forms of technetium, ⁹⁷Tc and ⁹⁸Tc, have half-lives of 2.6×10^6 and 1.5×10^6 years, respectively. The third isotope, ⁹⁹Tc, has a half-life of 2.12×10^5 years. None, however, possesses a half-life sufficiently long to allow technetium to occur naturally (Boyd 1959). Technetium is made artificially for industrial use, and natural technetium, particularly technetium-99, has been identified and isolated from the spontaneous fission of uranium, as well as other fissionable material or via the irradiation of molybdenum (Venugopal and Luckey 1978, Clarke and Podbielski 1988).

Technetium is an emitter of beta particles of low specific activity (Boyd 1959). It does not release nuclear energy at a rate sufficient to make the element attractive for the conventional applications of radioactivity (Boyd 1959). Technetium-99 is the only long-lived isotope that is readily available and is the isotope on which most of the chemistry of technetium is based. Although gamma radiation has not been associated with ⁹⁹Tc, the secondary X-rays may become important with larger amounts of the element.

Oral, inhalation, and external exposure cancer slope factors used in the BHHRA for ⁹⁹Tc are 1.40E-12 risk/pCi, 2.89E-12 risk/pCi, and 6.19E-13 [(risk × g)/(pCi × yr)], respectively. A dermal cancer slope factor was not calculated because this route of exposure is not evaluated in the BHHRA. Oral, dermal, and inhalation RfDs are not available for this element; therefore, systemic toxicity due to exposure to technetium-99 is not quantified in the BHHRA.

References

- Boyd, G.E. 1959. Technetium and Promethium. *J. Chem. Ed.* 36(1):3-14.
- Clarke, M.J. and L. Podbielski. 1988. **In:** *Handbook on Toxicity of Inorganic Compounds*, Seiler et al. (eds), New York: Marcel Dekker.
- Kutegov, K.V., O.N. Pavlov, and V.P. Shvedov. 1968. Technetium. **In:** *Advan. Inorganic Chem. Radiochem.*, 1-90. Vol. 11.
- Seiler, H.G., H. Sigel, and A. Sigel, eds. 1988. *Handbook on Toxicity of Inorganic Compounds*. New York: Marcel Dekker, Inc.
- Venugopal, B. and T.D. Luckey. 1978. *Metal Toxicity in Mammals, Vol 2, Chemical Toxicity of Metals and Metalloids*. New York: Plenum Press

4.4.10 Thorium-228 (CAS 014274-82-9) and Thorium-230 (CAS 014269-63-7) (see previous discussion on radionuclides)

Thorium is a naturally occurring, radioactive metal. Small amounts of thorium are present in all rocks, soil, above-ground and underground water, plants, and animals. These small amounts of thorium contribute to the weak background radiation for such substances. Soil commonly contains an average of about 6 ppm of soil. Rocks in some underground mines may also contain thorium in a more concentrated form. After these rocks are mined, thorium is usually concentrated and changes into thorium dioxide or other chemical forms. Thorium-bearing rock that has had most of the thorium removed from it is called “depleted” ore or tailings (ATSDR 1990).

Thorium is a metallic element of the actinide series. It exists in several isotopic forms. The isotope ^{232}Th is a naturally occurring element that is radioactive. It decays through the emission of a series of alpha and beta particles, gamma radiation, and the formation of daughter products, finally yielding the stable isotope of lead, ^{208}Pb . Isotopes ^{234}Th and ^{230}Th are produced during the decay of naturally occurring ^{238}U , the isotope ^{228}Th during the decay of ^{232}Th , and the isotopes ^{231}Th and ^{227}Th during the decay of ^{235}U . Of these naturally produced isotopes of thorium, only ^{232}Th , ^{230}Th , and ^{228}Th have long enough half-lives to be environmentally significant. More than 99.99% of natural thorium is ^{232}Th ; the rest is ^{230}Th and ^{228}Th (ATSDR 1990).

Thorium is used to make ceramics, lantern mantles, and metals used in the aerospace industry and in nuclear reactions. Thorium can also be used as a fuel for generating nuclear energy. More than 30 years ago, thorium oxides were used in hospitals to make certain kinds of diagnostic X-ray photographs (ATSDR 1990).

Because thorium is found almost everywhere, most people in the United States eat some thorium with their food every day. Normally, little of the thorium in lakes, rivers, and oceans gets into the fish or seafood used commercially. More thorium may be found near uncontrolled hazardous waste sites that contain thorium which might not have been disposed of properly. Consequently, people living near one of these sites may be exposed to slightly more thorium as a result of inhaling windblown dust containing thorium or eating food grown in soil contaminated with thorium. Larger-than-normal amounts of thorium might also enter the environment through accidental releases from thorium processing plants (ATSDR 1990).

Breathing dust contaminated with thorium is the primary pathway for thorium exposure to the body. A large portion of this dustborne thorium will be eliminated by normal bodily functions (urine/feces); however, a small amount of thorium will be taken up by the blood and subsequently transmitted to the bones. Breathing thorium dust may cause an increased chance of developing lung disease and cancer of the lung or pancreas many years after being exposed. Changes in genetic material have also been shown to occur in workers who breathed thorium dust. Liver diseases and effects on the blood have been found in people injected with thorium to take special X rays. Many types of cancer have been shown to occur in these people many years after thorium was injected in their bodies. Since thorium is radioactive and may be stored in bone for a long time, bone cancer is also a potential concern for people exposed to thorium. Animal studies have shown that breathing in thorium may result in lung damage. Other studies in animals suggest drinking massive amounts of thorium can cause death from metal poisoning. The presence of large amounts of thorium in the environment could result in exposure to more hazardous radioactive decay products of thorium, such as radium and thoron, which is an isotope of radon. Thorium is not known to cause birth defects or to affect childbearing abilities (ATSDR 1990).

Oral, inhalation, and external exposure cancer slope factors used in the BHHRA for thorium-228 and its short-lived daughter products are $2.31\text{E-}10$ risk/pCi, $9.68\text{E-}08$ risk/pCi, and $6.20\text{E-}06$ [(risk \times g)/(pCi \times yr)], respectively. The slope factors for thorium-228 include ingrowth of daughters. Oral, inhalation,

and external exposure cancer slope factors used in the BHHRA for thorium-230 are 3.75E-11 risk/pCi, 1.72E-08 risk/pCi, and 4.40E-11 [(risk × g)/(pCi × yr)], respectively. Oral, inhalation, and external exposure cancer slope factors used in the BHHRA for thorium-234 are 1.93E-11 risk/pCi, 1.90E-11 risk/pCi, and 3.50E-09 [(risk × g)/(pCi × yr)], respectively. A dermal cancer slope factor was not calculated because this route of exposure is not considered significant for radionuclides and is not evaluated in the BHHRA. Oral, dermal, and inhalation RfDs are not available for this element; therefore, systemic toxicity due to exposure to thorium is not quantified in the BHHRA.

References

ATSDR (Agency for Toxic Substances and Disease Registry). 1990. *Toxicological Profile for Thorium*, TP-90-25, United States Department of Health and Human Services, Public Health Service, Atlanta, GA.

4.4.11 Uranium (CAS 7440-62-2 for metal, CAS 013966-29-5 for U-234, CAS 15117-96-1 for U-235, and CAS 07440-61-1 for U-238) (see previous discussion on radionuclides)

Uranium is a mildly radioactive element that occurs widely in the earth's crust. It is found in all soils, most rocks, and, in lesser concentrations, in water, vegetation, and animals, including humans. Uranium emits a low level of alpha particles and a much lower level of gamma rays. Alpha particles are unable to penetrate skin but can travel short distances in the body if ingested or inhaled. Consequently, uranium represents a significant carcinogenic hazard only when taken into the body, where alpha particle energy is absorbed by small volumes of tissue. Although the penetrating (gamma) radiation of uranium is not considered to be significant (ATSDR 1989), one of its daughter radionuclides is a strong gamma emitter. Therefore, gamma radiation may be a concern in areas containing uranium.

Natural uranium contains the uranium isotopes ^{238}U (which averages 99.27% of total uranium mass), ^{235}U (0.72%), and ^{234}U (0.0056%), each of which undergoes radioactive decay. Natural uranium, therefore, contains the radionuclide daughter products from the decay of ^{238}U and ^{235}U (Bowen 1979, ATSDR 1989).

Uranium is a radioactive element, but it is also a metallic element. Toxicological effects from the ingestion of uranium are the result of the action of uranium as a metal in addition to its radioactive properties. The primary toxic chemical effect of uranium is seen in kidney damage. Studies in rabbits, mice, and dogs showed effects on the kidney to be dose-related. Fetal skeletal abnormalities and fetal death were found in pregnant mice exposed to 6 mg/kg or uranyl acetate dihydrate.

The primary human exposure studies to uranium have been studies of uranium miners or uranium factory workers. These studies have shown an increase in lung cancer deaths among these workers, which may be attributable to the decay of uranium into radon and its daughters. These workers are exposed to high levels of uranium dust and fumes and other radioactive elements in confined conditions (ATSDR 1989).

Oral, inhalation, and external exposure cancer slope factors used in the BHHRA for uranium-234 are 4.44E-11 risk/pCi, 1.40E-08 risk/pCi, and 2.14E-11 [(risk × g)/(pCi × yr)], respectively. Oral, inhalation, and external exposure cancer slope factors used in the BHHRA for uranium-235 and its short-lived daughter products are 4.70E-11 risk/pCi, 1.30E-08 risk/pCi, and 2.65E-07 [(risk × g)/(pCi × yr)], respectively. The slope factors for uranium-235 include ingrowth of daughters. Oral, inhalation, and external exposure cancer slope factors used in the BHHRA for uranium-238 and its short-lived daughter products are 6.20E-11 risk/pCi, 1.24E-08 risk/pCi, and 6.57E-08 [(risk × g)/(pCi × yr)], respectively. The slope factors for uranium-238 include ingrowth of daughters. A dermal cancer slope factor was not calculated because this route of exposure is not considered significant for radionuclides and is not

evaluated in the BHHRA. Oral, dermal, and inhalation RfDs are not available for this element; therefore, systemic toxicity due to exposure to neptunium is not quantified in the BHHRA.

References

Agency for Toxic Substances and Disease Registry (ATSDR). 1989. *Draft Toxicological Profile for Uranium and Compounds*. Prepared by Syracuse Research Corporation. Prepared for ATSDR.

Bowen, H.J.M. 1979. *Environmental Chemistry of the Elements*. Academic Press: London.

4.5 CHEMICALS FOR WHICH NO EPA TOXICITY VALUES ARE AVAILABLE

Among the inorganic COPCs included in the GWOU BHHRA, oral RfD values do not exist for the following chemicals: ammonia as nitrogen, bicarbonate, bromide, cerium, gallium, Kjeldahl (total) nitrogen, orthophosphate, silica, sulfate, sulfide, tetraoxo-sulfate (1-), thallium, thorium, titanium, and zirconium.

Oral RfDs exist for all of the organic COPCs included in the GWOU BHHRA except 1,2-dichloroethane, *trans*-1,3-dichloropropene, 1,4-dichlorobenzene, 4-bromofluorobenzene, benzene, chloromethane, chrysene, ethane, ethanol, ethylene, phenanthrene, PCB, and vinyl chloride. It should be noted that the reference dose for lead is not approved by the EPA. EPA currently recommends a lead uptake/biokinetic model to provide an alternative measure for lead. Results of this model are discussed in Sect. 5 and presented in Attachment 5.

The majority of the inorganic COPCs, with the exception of ammonia as nitrogen, barium, beryllium, boron, cadmium, chromium, cobalt, lead, manganese, and mercury, lack inhalation RfD values. In addition, *trans*-1,3-dichloropropene, 4-bromofluorobenzene, chloromethane, chrysene, ethane, ethanol, ethylene, phenanthrene, PCB, and vinyl chloride of the organic COPCs, do not have inhalation RfD values. EPA is currently developing inhalation RfD values for several of these compounds and recommends that until these values have been verified, the noncarcinogenic effects of inhalation of substances without EPA-derived RfC values be evaluated qualitatively.

Absorbed dose RfD values exist for all of the inorganic COPCs included in the GWOU BHHRA except ammonia as nitrogen, bicarbonate, bromide, cerium, gallium, Kjeldahl (total) nitrogen, orthophosphate, silica, sulfate, sulfide, tetraoxo-sulfate (1-), thallium, thorium, titanium, and zirconium. Absorbed dose RfDs exist for all of the organic COPCs included in the GWOU BHHRA except *trans*-1,3-dichloropropene, 4-bromofluorobenzene, chloromethane, chrysene, ethane, ethanol, ethylene, phenanthrene, PCB, and vinyl chloride.

Oral slope factors for inorganic compounds are only available for arsenic and beryllium. Oral slope factors do not currently exist for 43 of the 45 inorganic COPCs included in this assessment.

EPA-approved inhalation slope factors are available for only a few of the COPCs. Inorganic COPCs with inhalation slope factors are arsenic, beryllium, cadmium, and chromium. Organic COPCs with approved inhalation slope factors are 1,1,2-trichloroethane, 1,1-dichloroethene, 1,2-dichloroethane, acrylonitrile, Aroclor 1254, benzene, carbon tetrachloride, chloroform, chloromethane, chrysene, methylene chloride, PCB, tetrachloroethene, trichloroethene, and vinyl chloride.

Twenty-four COPCs have absorbed dose slope factors: 2 are inorganics (arsenic and beryllium) and 22 are organic compounds (these are identical to those analytes having oral slope factors). All fifteen radionuclide COPCs have oral, inhalation, and external exposure slope factors.

4.6 UNCERTAINTIES RELATED TO TOXICITY INFORMATION

When available, standard EPA RfDs and slope factors were used to estimate potential noncarcinogenic and carcinogenic health effects from exposure to chemical contaminants detected in the GWOU. Considerable uncertainty is associated with the basic EPA methodology applied to derive slope factors and RfDs. EPA working groups review all relevant human and animal studies for each compound and select the studies pertinent to the derivation of the specific RfD and slope factor. These studies often involve data from experimental studies in animals, high exposure levels, and exposures under acute or occupational conditions. Extrapolation of these data to humans under low-dose, chronic conditions introduces uncertainties. The magnitude of these uncertainties is addressed by applying uncertainty factors to the dose response data for each applicable uncertainty. These factors are incorporated to provide a margin of safety for use in human health assessments.

The dose-response relationship between cancer and ionizing radiation has been evaluated in many reports. Derivation of risk factors is extrapolated from the cancer risk established using the Japanese Atomic Bomb Survivors database and a relative risk projection model. EPA methodology for estimating radionuclide carcinogenic risks is currently being re-evaluated.

4.7 SUMMARY OF TOXICITY ASSESSMENT

A breakdown of the COPCs and their available toxicity information by area sector and the GWOU area as a whole is provided in the following subsections. This summary is also presented in part in Table 2.11. In that table, chemicals and compounds marked with an asterisk lack toxicity information.

4.7.1 Area a

RGA groundwater at GWOU Area a contains 22 COPCs. Seven are organic compounds of which all have toxicity information; 11 are inorganic chemicals of which 2 have no toxicity information; and 4 are radionuclides of which all have toxicity information.

UCRS groundwater at GWOU Area a contains 25 COPCs. Six are organic compounds all of which have toxicity information; 16 are inorganic chemicals of which 2 have no toxicity information; and 3 are radionuclides of which all have toxicity information.

4.7.2 Area b

McNairy groundwater at GWOU Area b contains 7 COPCs. One is an organic compound which has toxicity information; 5 are inorganic chemicals of which 2 have no toxicity information; and 1 is a radionuclide which has toxicity information.

RGA groundwater at GWOU Area b contains 48 COPCs. Fifteen are organic compounds of which 2 have no toxicity information; 21 are inorganic chemicals of which 3 have no toxicity information; and 12 are radionuclides of which all have toxicity information.

4.7.3 Area c

RGA groundwater at GWOU Area c contains 16 COPCs. Four are organic compounds of which all have toxicity information; 10 are inorganic chemicals of which 3 have no toxicity information; and 2 are radionuclides of which all have toxicity information.

UCRS groundwater at GWOU Area c contains 12 COPCs. Three are organic compounds of which all have toxicity information; 8 are inorganic chemicals of which 2 have no toxicity information; and 1 is a radionuclide which has toxicity information.

4.7.4 Area d

McNairy Formation groundwater at GWOU Area d contains 5 COPCs. One is an organic compound which has toxicity information. 4 are inorganic chemicals of which 3 have no toxicity information.

RGA groundwater at GWOU Area d contains 33 COPCs. Nine are organic compounds of which all have toxicity information; 15 are inorganic chemicals of which 2 have no toxicity information; and 9 are radionuclides of which all have toxicity information.

UCRS groundwater at GWOU Area d contains 47 COPCs. Twelve are organic compounds of which 1 has no toxicity information; 28 are inorganic chemicals of which 6 have no toxicity information; and 7 are radionuclides of which all have toxicity information.

4.7.5 Area e

McNairy Formation groundwater at GWOU Area e contains 20 COPCs. One is an organic compound which has toxicity information; 17 are inorganic chemicals of which 3 have no toxicity information; and 2 are radionuclides which have toxicity information.

RGA groundwater at GWOU Area e contains 27 COPCs. Four are organic compounds of which all have toxicity information; 19 are inorganic chemicals of which 4 have no toxicity information; and 4 are radionuclides of which all have toxicity information.

UCRS groundwater at GWOU Area e contains 15 COPCs. One is an organic compound which has toxicity information; 13 are inorganic chemicals of which 3 have no toxicity information; and 1 is a radionuclide which has toxicity information.

4.7.6 Area f

McNairy groundwater at GWOU Area f contains 3 COPCs. All are inorganic chemicals of which 1 has no toxicity information.

RGA groundwater at GWOU Area f contains 22 COPCs. Six are organic compounds of which all have toxicity information; 13 are inorganic chemicals of which 3 have no toxicity information; and 3 are radionuclides of which all have toxicity information.

UCRS groundwater at GWOU Area f contains 11 COPCs. One is an organic compound which has toxicity information; 8 are inorganic chemicals of which 2 have no toxicity information; and 2 are radionuclides of which all have toxicity information.

4.7.7 Area g

McNairy groundwater at GWOU Area g contains 7 COPCs. Four are inorganic chemicals of which 2 have no toxicity information; and 3 are radionuclides of which all have toxicity information.

RGA groundwater at GWOU Area g contains 17 COPCs. One is an organic compound which has toxicity information; 11 are inorganic chemicals of which 2 have no toxicity information; and 5 are radionuclides of which all have toxicity information.

UCRS groundwater at GWOU Area g contains 13 COPCs. Eight are inorganic chemicals of which 2 have no toxicity information; and 5 are radionuclides of which all have toxicity information.

4.7.8 Area h

McNairy groundwater at GWOU Area h contains 6 COPCs. Three are inorganic chemicals of which 2 have no toxicity information; and 3 are radionuclides of which all have toxicity information.

RGA groundwater at GWOU Area h contains 14 COPCs. Two are organic compounds of which all have toxicity information; 10 are inorganic chemicals of which 1 has no toxicity information; and 2 are radionuclides of which all have toxicity information.

UCRS groundwater at GWOU Area h contains 11 COPCs. Ten are inorganic chemicals of which 2 have no toxicity information; and 1 is a radionuclide which has toxicity information.

4.7.9 Area i

McNairy groundwater at GWOU Area i contains 4 COPCs. All 4 are inorganic chemicals of which 2 have no toxicity information.

RGA groundwater at GWOU Area i contains 63 COPCs. Twenty-seven are organic compounds of which 3 have no toxicity information; 30 are inorganic chemicals of which 9 have no toxicity information; and 6 are radionuclides of which all have toxicity information.

UCRS groundwater at GWOU Area i contains 34 COPCs. Seven are organic compounds of which 1 has no toxicity information; 22 are inorganic chemicals of which 4 have no toxicity information; and 5 are radionuclides of which all have toxicity information.

4.7.10 Area j

McNairy groundwater at GWOU Area j contains 5 COPCs. All 4 are inorganic chemicals of which 1 have no toxicity information.

RGA groundwater at GWOU Area j contains 9 COPCs. All 9 are inorganic chemicals of which 3 have no toxicity information.

4.7.11 Area k

Area k does not lie above either the UCRS or RGA. All samples used for this BHHRA were drawn from the Eocene Sands, Terrace Gravel, or Porters Creek Clay. These data contain 45 COPCs. 11 are organic compounds of which 1 has no toxicity information; 26 are inorganic chemicals of which 5 have no toxicity information; and, 8 are radionuclides of which all have toxicity information.

4.7.12 Area l

Data for Area l were developed by combining the data sets for Area a, b, c, and d (i.e., all areas inside the security fence at the PGDP). Therefore, the summary of the toxicity information is a combination of the results discussed above.

McNairy groundwater at GWOU Area l contains 9 COPCs. One is an organic compound which has toxicity information; 7 are inorganic chemicals of which 3 have no toxicity information; and 1 is a radionuclide which has toxicity information.

RGA groundwater at GWOU Area m contains 56 COPCs. Twenty are organic compounds of which 2 have no toxicity information; 23 are inorganic chemicals of which 4 have no toxicity information; and 13 are radionuclides of which all have toxicity information.

UCRS groundwater at GWOU Area l contains 65 COPCs. Twenty-two are organic compounds of which 3 have no toxicity information; 31 are inorganic chemicals of which 6 have no toxicity information; and 12 are radionuclides of which all have toxicity information.

4.7.13 Area m

Data for Area m were developed by combining the data sets for Area e, f, g, h, i, and j (i.e., all areas outside the security fence at the PGDP except Area k). Therefore, the summary of the toxicity information is a combination of the results discussed above.

McNairy groundwater at GWOU Area m contains 26 COPCs. One is an organic compound which has toxicity information; 19 are inorganic chemicals of which 3 have no toxicity information; and 6 are radionuclides which have toxicity information.

RGA groundwater at GWOU Area m contains 75 COPCs. Thirty-two are organic compounds of which 3 have no toxicity information; 34 are inorganic chemicals of which 10 have no toxicity information; and 9 are radionuclides of which all have toxicity information.

UCRS groundwater at GWOU Area m contains 37 COPCs. Seven are organic compounds of which 1 has no toxicity information; 23 are inorganic chemicals of which 4 have no toxicity information; and 7 are radionuclides of which all have toxicity information.

4.7.14 Area n

Data for Area n were developed by combining all the groundwater data sets within their appropriate depth class. Therefore, the summary of the toxicity information is a combination of the results discussed above.

McNairy groundwater at GWOU Area n contains 29 COPCs. One is an organic compound which has toxicity information; 22 are inorganic chemicals of which 4 have no toxicity information; and 6 are radionuclides which have toxicity information.

RGA groundwater at GWOU Area m contains 86 COPCs. Thirty-eight are organic compounds of which 5 have no toxicity information; 35 are inorganic chemicals of which 10 have no toxicity information; and 13 are radionuclides of which all have toxicity information.

UCRS groundwater at GWOU Area m contains 71 COPCs. Twenty-five are organic compounds of which 4 have no toxicity information; 33 are inorganic chemicals of which 6 have no toxicity information; and 13 are radionuclides of which all have toxicity information.

5. RISK CHARACTERIZATION

5.1 INTRODUCTION

Risk characterization is the final step in the risk assessment process. In this step, the information from the exposure and toxicity assessments is integrated to quantitatively estimate both carcinogenic health risks and noncarcinogenic hazard potential. For this assessment, risk is defined as (1) the lifetime probability of excess cancer incidence for carcinogens and (2) the estimate of daily intake exceeding intake that may lead to toxic effects for noncarcinogens.

5.2 DETERMINATION OF POTENTIAL FOR NONCANCER EFFECTS

In this risk assessment, the numeric estimate of the potential for noncancer effects posed by a single chemical within one pathway of exposure is derived as the ratio of the chronic daily intake of a chemical from a single pathway to the appropriate RfD. This ratio is also referred to as a hazard quotient (HQ). This value is calculated as shown in the following equation:

$$HQ = \frac{CDI}{RfD}$$

where:

HQ is the hazard quotient, dimensionless,

CDI is the chronic daily intake of a particular chemical, mg/(kg × day),

RfD is the chronic reference dose for a particular chemical and pathway, mg/(kg × day).

Care was taken when performing this calculation to ensure that the proper RfD was used for each chronic daily intake. For chronic daily intakes that reflect ingestion, the RfD used was that for administered dose. For chronic daily intakes that reflect absorption, as in dermal contact, the RfD used was that for absorbed dose. Finally, for chronic daily intakes that reflect inhalation exposure, the RfD used was that for inhalation. Similarly, the RfD appropriate for the duration of exposure was used. For all adult exposures, the period of exposure was greater than 7 years; therefore, the chronic RfD was used. For all exposures to children, regardless of duration, the chronic RfD was used (Methods Document). Generally, only chronic RfDs were used for adults because this assessment only considered lifetime exposures.

If several chemicals may reach a receptor through a common exposure route (or pathway), guidance (RAGS, Methods Document) recommends adding the HQs of all chemicals reaching the receptor through the common pathway to calculate a hazard index (HI). This can be represented by the following equation:

$$\text{Pathway HI} = HQ_1 + HQ_2 + HQ_3 + \dots + HQ_n ,$$

where:

Pathway HI is the sum of the individual chemical HQs, dimensionless,

HQ₁ to HQ_n are the individual chemical hazard quotients relevant to the pathway, dimensionless.

Similarly, guidance (RAGS, Methods Document) recommends summing the pathway HIs for all pathways relevant to an individual receptor to develop a total or cumulative HI. The total HI is not an estimate of the systemic toxicity posed by all contaminants that may reach the receptor but can be used to

estimate if a toxic effect may result if all contaminants reaching the receptor have additive effects over all pathways. This can be represented as in the following equation:

$$\text{Total HI} = \text{HI}_1 + \text{HI}_2 + \text{HI}_3 + \dots + \text{HI}_n ,$$

where:

Total HI is the sum of all pathways relevant to a single receptor, dimensionless, HI_1 to HI_n are the individual pathway HIs.

Note that the HQ, the pathway HI, and the total HI do not define a dose-response relationship. That is, the magnitude of the HQ or HI does not represent a statistical probability of incurring an adverse effect. If the HQ is less than 1, the estimated exposure to a substance may be judged to be below a level that could present a toxic effect. If the HQ is greater than 1, a toxic effect may or may not result depending on the assumptions used to develop the CDI and the assumptions used in deriving the RfD. Similarly, if the pathway HI is less than 1, then the estimated exposure to multiple chemicals contributing to the pathway HI should not be expected to present a toxic effect. If the pathway HI is greater than 1, then exposure may or may not result in a toxic effect depending on what assumptions were used to develop the pathway and how the chemicals included in the pathway interact. Finally, if the total HI is less than 1, then the estimated exposure to multiple chemicals over multiple pathways should not be expected to result in a toxic effect. If the total HI is greater than 1, then a toxic effect may or may not result depending on the rigor used to develop the conceptual site model for all pathways and the interaction between pathways and individual chemicals.

After summing within and over pathways, the risk was further evaluated if the sum was greater than 1. In this evaluation, chemicals with similar effects were segregated to determine if the HQs of these chemicals also summed to a value greater than 1. This evaluation was performed because the belief is that (RAGS) if the sum of the HQs of chemicals with common effects is greater than 1, then there is greater confidence in stating that exposure to several chemicals within a pathway or over several pathways may lead to a toxic effect. This and other uncertainties related to this method of determining the potential for systemic toxicity are discussed in more detail in Sect. 6.

5.3 DETERMINATION OF EXCESS LIFETIME CANCER RISK

Estimates of the potential for cancer induction are measured by calculating estimates of ELCR. Generally, ELCR can be defined as the incremental increase in the probability that a receptor may develop cancer if the receptor is exposed to chemicals or radionuclides or both. Remember that ELCRs developed using the following procedures are specific for the conceptual site model used to define the routes and magnitude of exposure. The magnitude of the ELCRs could vary markedly if the exposure assumptions used to develop the conceptual site model are varied.

5.3.1 Chemical Excess Cancer Risk

The numeric estimate of the ELCR resulting from exposure to a single chemical carcinogen is derived by multiplying the chronic daily intake (CDI) through a particular pathway by the slope factor appropriate to that pathway. The resulting value is referred to as a chemical-specific ELCR. This value is calculated as shown in the following equation:

$$\text{Chemical-specific ELCR} = \text{CDI} \times \text{SF} ,$$

where:

Chemical specific ELCR is an estimate of the excess lifetime probability of developing cancer which results because of exposure to the specific chemical, dimensionless,

CDI is the chronic daily intake of the chemical [mg/(kg × day)],
SF is the slope factor for the specific chemical [(mg/(kg × day))⁻¹].

As with the calculation used to derive HQs, care was taken when performing this calculation to ensure that the proper slope factor was used for each CDI. For CDIs that reflect ingestion, the slope factor was that for an administered dose. For CDIs that reflect absorption, the slope factor was that for absorbed dose. Finally, for CDIs that reflect inhalation exposure, the slope factor was that for inhalation.

If several chemicals may reach a receptor through a common pathway, guidance (RAGS, Methods Document) recommends adding the chemical specific ELCRs of all chemicals reaching the receptor through the common pathway to calculate a pathway ELCR. This can be represented by the following equation:

$$\text{Pathway ELCR} = \text{ELCR}_1 + \text{ELCR}_2 + \text{ELCR}_3 + \dots + \text{ELCR}_n ,$$

where:

Pathway ELCR is the sum of the chemical-specific ELCRs, dimensionless,
ELCR₁ to ELCR_n are the chemical-specific ELCRs relevant to the pathway; dimensionless.

Similarly, guidance (RAGS, Methods Document) recommends combining the pathway ELCRs for all pathways relevant to an individual receptor to develop a total ELCR. The total ELCR is not an actuarial estimate of an individual developing cancer but can be used to estimate the total ELCR that may result if all contaminants reaching the receptor have additive effects over all pathways. This can be represented as in the following equation:

$$\text{Total ELCR} = \text{ELCR}_{p1} + \text{ELCR}_{p2} + \text{ELCR}_{p3} + \dots + \text{ELCR}_{pn} ,$$

where:

Total ELCR is the sum of all pathways relevant to a single receptor, dimensionless,
ELCR_{p1} to ELCR_{p2} is the individual pathway ELCRs.

Unlike the HQ, the pathway HI, and the total HI, the chemical-specific ELCR, the pathway ELCR, and total ELCR define a dose-response relationship. That is, the ELCRs do represent a statistical probability of the increased risk of developing cancer that exists in receptors exposed under the assumptions used in the calculation of the CDI. However, like pathway HI and total HI, additional evaluation of the risk characterization should be performed if the total ELCR exceeds 1×10^{-4} . If the total ELCR exceeds 1×10^{-4} , then chemicals contributing to the ELCR should be segregated by common effect. This analysis is performed to decrease the uncertainty in the risk presentation and raise the confidence of any subsequent risk management decision. This and other uncertainties related to this method of calculating ELCR are discussed in more detail in Sect. 6.

5.3.2 Radionuclide Excess Cancer Risk

Calculation of cancer risk from exposure to radionuclides is conceptually similar to calculation of risks for chemical carcinogens. In performing this calculation, ELCR from exposure to a particular radionuclide within a specific pathway is calculated by multiplying the intake of the radionuclide by the route-specific cancer slope factor. This can be represented by the following equation:

$$\text{ELCR} = \text{CDI} \times \text{SF} ,$$

where:

Radionuclide specific ELCR is an estimate of the excess lifetime probability of developing cancer which results from exposure to the specific radionuclide, dimensionless,

CDI is the ingestion and inhalation chronic daily intake of the radionuclide, pCi,

SF is the ingestion and inhalation slope factor for the specific radionuclide, risk/pCi.

(Note: For external exposure, the units for CDI and SF are pCi-year/g and risk-g/pCi-year, respectively.)

As with the calculation used to derive chemical-specific ELCRs, care was taken when performing this calculation to ensure that the proper slope factor was used for each CDI. For CDIs that reflect ingestion, the slope factor was that for ingestion. Similarly, for CDIs which reflect inhalation exposure, the slope factor was that for inhalation.

Both the pathway ELCR for radionuclides and the total ELCR from exposure to multiple radionuclides within a pathway and over multiple pathways, respectively, are calculated as illustrated for chemical carcinogens in Subsect. 5.2. These equations will not be presented here. The uncertainties related to this method of determining ELCR from exposure to radionuclides is discussed in detail in Sect. 6.

In this risk assessment, ELCRs from exposure to chemicals and radionuclides were summed within pathways and over all pathways to indicate the potential health risk to a receptor that may be exposed to radionuclides and chemicals over all pathways. The uncertainties associated with combining radionuclide and chemical ELCRs are discussed in detail in Sect. 6.

5.4 RISK CHARACTERIZATION FOR CURRENT CONCENTRATIONS BY AREA

This subsection presents the risk for each land use for each area. In previous BHHRA for the PGDP, the current and future land use discussions were separated because the assessments focused on specific study areas (i.e., individual solid waste management units or areas of concern). However, this BHHRA presents the risk characterization for each land use without the designation of current or future because the areas assessed are very large and because multiple land uses within several of the areas are possible. Exhibits and discussion in this subsection provide the total HI or ELCR for each area for the unfiltered data and list the major exposure routes and constituents contributing to the total HI or ELCR. The risk results presented in this section focus primarily on the direct contact pathways because it was determined that the biota pathways added little to the assessment. Additionally, the hazard results focus on the child resident because previous risk assessments for the PGDP have indicated that this receptor is more sensitive to environmental contamination than the adult resident. This subsection does not select either land use scenarios of concern, pathways of concern, or COCs. The selection of land use scenarios of concern, pathways of concern, and COCs is in Subsects. 5.7.1, 5.7.2, and 5.7.3, respectively.

The information summarized in the exhibits and discussion in this subsection is presented in full in Tables 5.1 to 5.9b. [Exhibit 5.1](#) summarizes the contents of each of these tables. In each table, the risk for each contaminant within each pathway, the risk for each contaminant across all pathways, the risk from each pathway, and the total risk across all pathways are presented for the area or sampling station. The program used to calculate the risk values is Program 10 described in Attachment 3.

Exhibit 5.1. Table of contents for GWOU BHHRA risk tables

Table Number	Land use	Cohort	Risk Category	Routes
Table 5.1	Industrial	Adult	Systemic Toxicity (HI)	Direct Contact
Table 5.2	Industrial	Adult	Cancer Risk (ELCR)	Direct Contact
Table 5.3a	Recreational	Child	Systemic Toxicity (HI)	Direct Contact
Table 5.3b	Recreational	Child	Systemic Toxicity (HI)	Biota
Table 5.4a	Recreational	Teen	Systemic Toxicity (HI)	Direct Contact
Table 5.4b	Recreational	Teen	Systemic Toxicity (HI)	Biota
Table 5.5a	Recreational	Adult	Systemic Toxicity (HI)	Direct Contact
Table 5.5b	Recreational	Adult	Systemic Toxicity (HI)	Biota
Table 5.6a	Recreational	All	Cancer Risk (ELCR)	Direct Contact
Table 5.6b	Recreational	All	Cancer Risk (ELCR)	Biota
Table 5.7a	Residential	Child	Systemic Toxicity (HI)	Direct Contact
Table 5.7b	Residential	Child	Systemic Toxicity (HI)	Biota
Table 5.8a	Residential	Adult	Systemic Toxicity (HI)	Direct Contact
Table 5.8b	Residential	Adult	Systemic Toxicity (HI)	Biota
Table 5.9a	Residential	All	Cancer Risk (ELCR)	Direct Contact
Table 5.9b	Residential	All	Cancer Risk (ELCR)	Biota

Note: Excess lifetime cancer risk (ELCR) calculations consider a 40-year lifetime exposure.

5.4.1 Industrial Worker

5.4.1.1 Systemic toxicity

[Exhibit 5.2](#) summarizes the HIs for direct contact exposure routes for the industrial worker over all areas. As shown in this exhibit, the total scenario hazard index (i.e., Location Total without lead in [Exhibit 5.2](#)) is greater than 1 for Areas b, e, j, l, m, and n for the McNairy Groundwater Formation; for Areas a, b, c, d, e, f, i, j, l, m, and n for the RGA; and Areas a, b, d, e, i, l, m, and n for the UCRS. This value is also greater than 1 for Area k. This exhibit also shows that the driving exposure route for systemic toxicity for the industrial worker across all areas and depth classifications is ingestion of groundwater. However, both dermal contact and inhalation contribute a marked portion of the total HI for some areas.

[Exhibit 5.3](#) summarizes the contaminants contributing more than 10% of the total systemic toxicity for the industrial worker for direct contact pathways for those areas where the total systemic toxicity for the area exceeds 1 without lead considered as a COPC. As shown in this exhibit, TCE and its breakdown products are the driving contaminants for all areas inside the security fence at the PGDP (Areas a, b, c, and d). However, outside the security fence (Areas e through k), TCE is a driving contaminant only in areas delimited by the Northeast and Northwest Plumes (Areas e and f) and then only for samples from the RGA. For other areas outside the security fence, the driving contaminants are various inorganic chemicals, with vanadium, chromium, antimony, iron, manganese, and cadmium appearing most often. Additionally, the polychlorinated biphenyl, Aroclor-1254, appears as a driving contaminant for Area i in the RGA.

Exhibit 5.2. Direct contact exposure route summary for the industrial worker - systemic toxicity¹

Location	Direct Ingestion of Groundwater	Dermal Contact while showering	Inhalation of vapors while showering	Location Total without lead	Location Total with lead²
Area a UCRS	136	52.6	74.0	264	7,180
% of Total	52%	20%	28%		
Area a RGA	753	291	411	1,460	1,460
% of Total	52%	20%	28%		
Area a McN	NA	NA	NA	NA	NA
% of Total	NA	NA	NA		
Area b UCRS	48.9	18.2	26.0	93.1	273
% of Total	53%	20%	28%		
Area b RGA	6.0	2.1	2.7	10.9	4,150
% of Total	55%	19%	25%		
Area b McN	3.6	0.9	0.5	5.0	5.0
% of Total	72%	17%	11%		
Area c UCRS	0.2	<0.1	<0.1	0.2	0.2
% of Total	83%	12%	6%		
Area c RGA	1.8	0.47	0.4	2.6	2.6
% of Total	69%	16%	15%		
Area c McN	NA	NA	NA	NA	NA
% of Total	NA	NA	NA		
Area d UCRS	17.8	3.8	4.5	26.6	3,490
% of Total	67%	14%	17%		
Area d RGA	2.2	0.6	0.8	3.6	6,750
% of Total	61%	17%	22%		
Area d McN	<0.1	<0.1	<0.1	<0.1	<0.1
% of Total	73%	12%	15%		
Area e UCRS	1.3	0.3	<0.1	1.6	1.6
% of Total	83%	17%	<1%		
Area e RGA	3.1	1.1	1.3	5.4	5.4
% of Total	58%	19%	23%		
Area e McN	2.7	0.5	<0.1	3.2	3.2
% of Total	84%	16%	<1%		
Area f UCRS	0.3	<0.1	<0.1	0.3	0.3
% of Total	90%	9%	<1%		
Area f RGA	2.4	0.8	0.7	3.9	3.9
% of Total	62%	20%	18%		
Area f McN	<0.1	<0.1	<0.1	<0.1	<0.1
% of Total	96%	5%	<1%		
Area g UCRS	0.6	0.1	<0.1	0.7	0.7
% of Total	84%	17%	<1%		
Area g RGA	0.8	0.1	<0.1	0.9	6,700
% of Total	86%	15%	<1%		
Area g McN	0.1	<0.1	<0.1	0.1	0.1
% of Total	98%	2%	<1%		
Area h UCRS	0.3	<0.1	<0.1	0.3	0.3
% of Total	92%	8%	<1%		
Area h RGA	1.0	0.1	<0.1	1.1	1.1
% of Total	88%	11%	<1%		
Area h McN	<0.1	<0.1	<0.1	<0.1	<0.1
% of Total	100%	<1%	<1%		

Exhibit 5.2 (continued)

Location	Direct Ingestion of Groundwater	Dermal Contact while showering	Inhalation of vapors while showering	Location Total without lead	Location Total with lead²
Area i UCRS	2.1	0.3	<0.1	2.4	5,750
% of Total	88%	13%	<1%		
Area i RGA	3.9	0.9	0.1	4.9	4.9
% of Total	79%	19%	2%		
Area i McN	0.4	0.1	<0.1	0.5	0.5
% of Total	79%	21%	<1%		
Area j UCRS	NA	NA	NA	NA	NA
% of Total	NA	NA	NA		
Area j RGA	1.2	0.1	<0.1	1.3	1.3
% of Total	92%	8%	<1%		
Area j McN	4.1	<0.1	<0.1	4.2	4.2
% of Total	98%	2%	<1%		
Area k Terrace ³	10.2	0.8	0.3	11.4	15,400
% of Total	89%	7%	3%		
Area l UCRS	60.9	21.4	32.7	115	4,780
% of Total	53%	19%	28%		
Area l RGA	29.4	9.7	15.5	54.6	5,010
% of Total	54%	18%	28%		
Area l McN	3.0	0.7	0.4	4.1	4.1
% of Total	74%	17%	10%		
Area m UCRS	2.8	0.5	<0.1	3.3	5,160
% of Total	86%	14%	<1%		
Area m RGA	4.0	1.2	0.7	5.9	5,110
% of Total	68%	20%	11%		
Area m McN	2.3	0.3	<0.1	2.7	2.7
% of Total	88%	12%	<1%		
Area n UCRS	48.1	16.4	24.9	89.4	4,920
% of Total	54%	18%	28%		
Area n RGA	18.4	5.8	8.4	32.6	4,980
% of Total	56%	18%	26%		
Area n McN	3.7	0.7	0.1	4.5	4.5
% of Total	81%	16%	3%		

Notes: NA indicates that there were no data for the pathway or area.

¹ Current convention is to use one significant digit for presentation of hazard indices. Three significant digits are used here when the hazard index is greater than 0.1 to enable the reader to match the numbers reported in the exhibit with those in its associated risk characterization table. Additionally, use of three significant digits, when the exposure route's value is greater than 0.1, allows the reader to sum the route values and check the location total.

² The very large values are the result of the retention of lead as a COPC at a value only slightly greater than the background concentration and the use of a provisional reference dose provided in comments by KDEP.

³ Area k includes water drawn from wells completed in Terrace Gravels, Eocene Sands, and Porter's Creek Clay only.

Exhibit 5.3. Driving contaminants' summary for direct contact exposure routes for the industrial worker scenario - systemic toxicity

Location	Driving Contaminants Over All Exposure Routes	Location Total¹
Area a UCRS	TCE (97%)	264
Area a RGA	TCE (100%)	1,460
Area a McN	NA	NA
Area b UCRS	TCE (97%)	93.1
Area b RGA	TCE (73%); <i>cis</i> -1,2-DCE (10%)	10.9
Area b McN	TCE (62%); Antimony (38%)	5
Area c UCRS	HI<1	0.2
Area c RGA	TCE (51%); Chromium (31%)	2.6
Area c McN	NA	NA
Area d UCRS	TCE (60%); Manganese (24%); Iron (10%)	26.6
Area d RGA	TCE (76%);	3.6
Area d McN	HI<1	<0.1
Area e UCRS	Vanadium (55%); Chromium (11%)	1.6
Area e RGA	TCE (81%)	5.4
Area e McN	Vanadium (27%); Cadmium (17%); Iron (16%); Chromium (15%); Arsenic (14%)	3.2
Area f UCRS	HI<1	0.3
Area f RGA	TCE (61%); Cadmium (20%)	3.9
Area f McN	HI<1	<0.1
Area g UCRS	HI<1	0.7
Area g RGA	HI<1	0.9
Area g McN	HI<1	0.1
Area h UCRS	HI<1	0.3
Area h RGA	Chromium (48%); Iron (22%); Vanadium (12%)	1.1
Area h McN	HI<1	<0.1
Area i UCRS	Vanadium (24%); Antimony (17%); Manganese (13%)	2.4
Area i RGA	Antimony (49%); Chromium (21%); Aroclor-1254 (10%)	4.9
Area i McN	HI<1	0.5
Area j UCRS	NA	NA
Area j RGA	Manganese (42%); Molybdenum (19%); Vanadium (14%); Iron (12%); Arsenic (11%)	1.3
Area j McN	Arsenic (68%); Manganese (17%); Molybdenum (15%)	4.2
Area k Terrace ²	Iron (49%); Manganese (25%); Antimony (14%)	11.4
Area l UCRS	TCE (94%)	115
Area l RGA	TCE (81%)	54.6
Area l McN	Antimony (66%); TCE (34%)	4.1
Area m UCRS	Antimony (50%); Vanadium (13%)	3.3
Area m RGA	Antimony (39%); TCE (31%); Chromium (12%)	5.9
Area m McN	Iron (38%); Cadmium (19%); Chromium (12%); Vanadium (11%)	2.7
Area n UCRS	TCE (90%)	89.4
Area n RGA	TCE (65%); Carbon tetrachloride (12%)	32.6
Area n McN	Antimony (52%); TCE (12%); Cadmium (11%)	4.5

Notes: NA indicates that there were no data for that route or area.

HI<1 indicates that total scenario hazard index is less than 1; therefore, COCs are not listed.

COCs contributing more than 10% of total HI are listed. Percentages rounded to nearest whole number.

¹ Totals are without lead as a COPC. The total HIs with lead are in Exhibit 5.2.

² Area k includes water drawn from wells completed in Terrace Gravels, Eocene Sands, and Porter's Creek Clay only.

5.4.1.2 Excess lifetime cancer risk

[Exhibit 5.4](#) summarizes the excess cancer risks for direct contact exposure routes for the industrial worker over all areas for the unfiltered data set. As shown in this exhibit, the total ELCR is greater than 1×10^{-6} for all areas except Areas a, c, d, f, and i for the McNairy Formation groundwater and Area j for UCRS groundwater; however, total ELCR is less than 1×10^{-6} for Areas a and c for the McNairy Formation groundwater and Area j for the UCRS because data were not available to assess these areas.

Unlike systemic toxicity where the primary driving exposure route across all areas was ingestion of groundwater, this exposure route was replaced by inhalation of vapors emitted by groundwater while showering in several areas. Generally, the dermal contact exposure route posed only a small portion of the total ELCR compared to the other two exposure routes.

[Exhibit 5.5](#) summarizes the contaminants contributing more than 10% of the total ELCR for the industrial worker over all areas. As shown in this exhibit, the driving contaminants for areas encompassed by the Northeast and Northwest Plumes inside the security fence (Areas a and b) are TCE and its breakdown products. However, in Areas c and d both chloroform and ^{222}Rn are more important than TCE and its breakdown products, and in Areas e and f, the inorganic chemicals, arsenic and beryllium, and ^{222}Rn are of greater importance than TCE. Outside the TCE plumes, except for Area k, ^{222}Rn and the inorganic chemicals, arsenic and beryllium, drive ELCR. In Area k, ^{222}Rn and the TCE breakdown products, 1,1-dichloroethene and vinyl chloride, drive ELCR.

5.4.2 Recreational user

5.4.2.1 Systemic Toxicity

[Exhibit 5.6](#) summarizes the HIs for direct contact exposure routes for the child recreational user over all areas. As shown in this exhibit, the total scenario HI (i.e., Location Total without lead in [Exhibit 5.6](#)) is greater than 1 for Areas b, e, i, j, l, m, and n for the McNairy Formation; all areas of the RGA; and Areas a, b, d, e, g, i, l, m, and n for the UCRS. Total HI for Area k also exceeds 1. Generally, the driving exposure route across all areas is dermal contact while wading.

[Exhibit 5.7](#) summarizes the contaminants contributing more than 10% of the total systemic toxicity for the child recreational user for direct contact pathways for those areas where the total systemic toxicity for the area exceeds 1. As shown in this exhibit, results are similar to those for the industrial worker with TCE dominating at areas inside the plant and plumes and the inorganic chemicals antimony, manganese, vanadium, chromium, cadmium, and arsenic dominating in areas outside the plume. However, Aroclor-1254 is a driving contaminant for the RGA in Area i.

[Exhibit 5.8](#) summarizes the HIs for biota consumption for the child recreational user over all areas and the driving contaminants for these areas. As shown in this exhibit, consumption of fish is the only biota exposure route that is significant for the child recreator. Additionally, the results for driving contaminants are seen to be similar to those for the direct exposure routes except that cadmium gains in importance in several areas and that tin appears as a driving contaminant for Area d (RGA), bis(2-ethylhexyl)phthalate appears as a driving contaminant for Area f (RGA), and mercury appears as a driving contaminant in Area g (McNairy Formation). Note that total HI for Area g (McNairy Formation) equals 1 so the importance of mercury as a diving contaminant is uncertain.

Exhibit 5.4. Direct contact exposure route summary for the industrial worker – excess lifetime cancer risk¹

Location	Direct Ingestion of Groundwater	Dermal Contact while showering	Inhalation of vapors while showering	Location Total
Area a UCRS	3.2×10^{-3}	1.2×10^{-3}	1.1×10^{-3}	5.0×10^{-3}
% of Total	58%	22%	20%	
Area a RGA	1.8×10^{-2}	6.9×10^{-3}	5.3×10^{-3}	3.0×10^{-2}
% of Total	59%	23%	18%	
Area a McN	NA	NA	NA	NA
% of Total	NA	NA	NA	
Area b UCRS	1.8×10^{-3}	4.4×10^{-4}	6.9×10^{-4}	3.0×10^{-3}
% of Total	62%	15%	23%	
Area b RGA	7.9×10^{-3}	3.5×10^{-4}	7.6×10^{-4}	9.0×10^{-3}
% of Total	88%	4%	8%	
Area b McN	2.4×10^{-5}	8.9×10^{-6}	6.9×10^{-6}	4.0×10^{-5}
% of Total	60%	22%	17%	
Area c UCRS	$<1 \times 10^{-6}$	$<1 \times 10^{-6}$	1.9×10^{-6}	3.0×10^{-6}
% of Total	33%	3%	64%	
Area c RGA	3.7×10^{-5}	6.9×10^{-6}	4.5×10^{-4}	5.0×10^{-4}
% of Total	8%	1%	91%	
Area c McN	NA	NA	NA	NA
% of Total	NA	NA	NA	
Area d UCRS	2.9×10^{-4}	8.5×10^{-5}	2.3×10^{-4}	6.0×10^{-4}
% of Total	48%	14%	38%	
Area d RGA	6.4×10^{-5}	1.4×10^{-5}	2.3×10^{-4}	3.1×10^{-4}
% of Total	21%	5%	75%	
Area d McN	$<1 \times 10^{-6}$	$<1 \times 10^{-6}$	$<1 \times 10^{-6}$	1.1×10^{-7}
% of Total	59%	23%	18%	
Area e UCRS	1.7×10^{-5}	$<1 \times 10^{-6}$	4.9×10^{-5}	6.6×10^{-5}
% of Total	26%	<1%	74%	
Area e RGA	1.6×10^{-4}	5.3×10^{-5}	1.3×10^{-4}	3.5×10^{-4}
% of Total	46%	15%	38%	
Area e McN	2.3×10^{-4}	5.6×10^{-4}	8.2×10^{-5}	3.7×10^{-4}
% of Total	62%	15%	22%	
Area f UCRS	$<1 \times 10^{-6}$	$<1 \times 10^{-6}$	1.4×10^{-4}	1.4×10^{-4}
% of Total	<1%	<1%	100%	
Area f RGA	5.6×10^{-5}	1.2×10^{-5}	1.8×10^{-4}	2.5×10^{-4}
% of Total	23%	5%	72%	
Area f McN	$<1 \times 10^{-6}$	$<1 \times 10^{-6}$	$<1 \times 10^{-6}$	$<1 \times 10^{-6}$
% of Total	NA	NA	NA	
Area g UCRS	2.4×10^{-6}	$<1 \times 10^{-6}$	1.8×10^{-4}	1.8×10^{-4}
% of Total	1%	<1%	99%	
Area g RGA	1.5×10^{-5}	$<1 \times 10^{-6}$	1.9×10^{-4}	2.0×10^{-4}
% of Total	7%	<1%	93%	
Area g McN	1.6×10^{-5}	$<1 \times 10^{-6}$	$<1 \times 10^{-6}$	1.6×10^{-5}
% of Total	99%	<1%	<1%	
Area h UCRS	$<1 \times 10^{-6}$	$<1 \times 10^{-6}$	7.9×10^{-5}	7.9×10^{-5}
% of Total	<1%	<1%	100%	
Area h RGA	1.5×10^{-5}	$<1 \times 10^{-6}$	9.9×10^{-5}	1.1×10^{-4}
% of Total	13%	<1%	87%	
Area h McN	1.8×10^{-6}	$<1 \times 10^{-6}$	7.7×10^{-5}	7.9×10^{-5}
% of Total	2%	<1%	98%	

Exhibit 5.4 (continued)

Location	Direct Ingestion of Groundwater	Dermal Contact while showering	Inhalation of vapors while showering	Location Total
Area i UCRS	3.8×10^{-5}	$<1 \times 10^{-6}$	1.4×10^{-4}	1.8×10^{-4}
% of Total	22%	<1%	78%	
Area i RGA	1.6×10^{-4}	4.6×10^{-5}	1.7×10^{-4}	3.8×10^{-4}
% of Total	43%	12%	45%	
Area i McN	$<1 \times 10^{-6}$	$<1 \times 10^{-6}$	$<1 \times 10^{-6}$	$<1 \times 10^{-6}$
% of Total	NA	NA	NA	
Area j UCRS	NA	NA	NA	NA
% of Total	NA	NA	NA	
Area j RGA	2.2×10^{-5}	$<1 \times 10^{-6}$	$<1 \times 10^{-6}$	2.3×10^{-5}
% of Total	99%	<1%	<1%	
Area j McN	4.5×10^{-4}	4.0×10^{-6}	$<1 \times 10^{-6}$	4.5×10^{-4}
% of Total	99%	<1%	<1%	
Area k Terrace ²	2.7×10^{-4}	3.8×10^{-5}	3.3×10^{-4}	6.4×10^{-4}
% of Total	42%	6%	52%	
Area l UCRS	3.4×10^{-2}	1.4×10^{-3}	4.0×10^{-3}	4.0×10^{-2}
% of Total	87%	4%	10%	
Area l RGA	3.1×10^{-2}	1.1×10^{-3}	3.1×10^{-3}	3.5×10^{-2}
% of Total	88%	3%	9%	
Area l McN	1.8×10^{-5}	6.6×10^{-6}	5.1×10^{-6}	3.0×10^{-5}
% of Total	60%	22%	17%	
Area m UCRS	2.6×10^{-5}	$<1 \times 10^{-6}$	1.0×10^{-4}	1.3×10^{-4}
% of Total	21%	<1%	79%	
Area m RGA	2.2×10^{-4}	5.2×10^{-5}	1.9×10^{-4}	4.6×10^{-4}
% of Total	47%	11%	41%	
Area m McN	1.3×10^{-4}	3.7×10^{-5}	7.0×10^{-5}	2.4×10^{-4}
% of Total	55%	15%	29%	
Area n UCRS	3.4×10^{-2}	1.3×10^{-3}	3.9×10^{-3}	3.9×10^{-2}
% of Total	87%	3%	10%	
Area n RGA	1.2×10^{-2}	5.4×10^{-4}	1.4×10^{-3}	1.4×10^{-2}
% of Total	87%	4%	10%	
Area n McN	1.4×10^{-4}	4.0×10^{-5}	5.7×10^{-5}	2.3×10^{-4}
% of Total	58%	17%	25%	

Notes: NA indicates that there were no data for the pathway or area.

Values for ELCR greater than 1×10^{-2} fall outside the calculation bounds in EPA 1989a and are approximate values.

¹ Current convention is to use one significant digit for presentation of ELCRs. Two significant digits are used here when to enable the reader to match the numbers reported in the exhibit with those in its associated risk characterization table. Additionally, use of two significant digits allows the reader to sum the route values and check the location total.

² Area k includes water drawn from wells completed in Terrace Gravels, Eocene Sands, and Porter's Creek Clay only.

Exhibit 5.5. Driving contaminants' summary for direct contact exposure routes for the industrial worker scenario – excess lifetime cancer risk

Location	Driving Contaminants Over All Exposure Routes	Location Total
Area a UCRS	TCE (97%)	5.0×10^{-3}
Area a RGA	TCE (99%)	3.0×10^{-2}
Area a McN	NA	NA
Area b UCRS	TCE (63%); Vinyl chloride (23%); ^{222}Rn (10%)	3.0×10^{-3}
Area b RGA	Vinyl chloride (93%)	9.0×10^{-3}
Area b McN	TCE (97%)	4.0×10^{-5}
Area c UCRS	Chloroform (71%)	3.0×10^{-6}
Area c RGA	^{222}Rn (86%)	5.0×10^{-4}
Area c McN	NA	NA
Area d UCRS	TCE (54%); ^{222}Rn (22%); 1,1-DCE (11%)	6.0×10^{-4}
Area d RGA	^{222}Rn (72%); TCE (18%)	3.1×10^{-4}
Area d McN	NA	$<1 \times 10^{-6}$
Area e UCRS	^{222}Rn (74%); Arsenic (26%)	6.6×10^{-5}
Area e RGA	Beryllium (35%); ^{222}Rn (34%); TCE (26%)	3.5×10^{-4}
Area e McN	Beryllium (57%); ^{222}Rn (22%); Arsenic (21%)	3.7×10^{-4}
Area f UCRS	^{222}Rn (100%)	1.4×10^{-4}
Area f RGA	^{222}Rn (63%); TCE (20%); 1,1-DCE (10%)	2.5×10^{-4}
Area f McN	NA	$<1 \times 10^{-6}$
Area g UCRS	^{222}Rn (99%)	1.8×10^{-4}
Area g RGA	^{222}Rn (93%)	2.0×10^{-4}
Area g McN	Arsenic (84%); ^{226}Ra (11%)	1.6×10^{-5}
Area h UCRS	^{222}Rn (100%)	7.9×10^{-5}
Area h RGA	^{222}Rn (87%); Arsenic (13%)	1.1×10^{-4}
Area h McN	^{222}Rn (98%)	7.9×10^{-5}
Area i UCRS	^{222}Rn (78%); Arsenic (20%)	1.8×10^{-4}
Area i RGA	^{222}Rn (44%); Beryllium (42%)	3.8×10^{-4}
Area i McN	NA	$<1 \times 10^{-6}$
Area j UCRS	NA	NA
Area j RGA	Arsenic (100%)	2.3×10^{-5}
Area j McN	Arsenic (100%)	4.5×10^{-4}
Area k Terrace ¹	^{222}Rn (41%); 1,1-DCE (19%); Vinyl chloride (17%); Beryllium (14%)	6.4×10^{-4}
Area l UCRS	Vinyl chloride (91%)	4.0×10^{-2}
Area l RGA	Vinyl chloride (95%)	3.5×10^{-2}
Area l McN	TCE (97%)	3.0×10^{-5}
Area m UCRS	^{222}Rn (78%); Arsenic (17%)	1.3×10^{-4}
Area m RGA	Beryllium (32%); ^{222}Rn (29%); 1,1-DCE (19%)	4.6×10^{-4}
Area m McN	Beryllium (58%); ^{222}Rn (29%); Arsenic (12%)	2.4×10^{-4}
Area n UCRS	Vinyl chloride (93%)	3.9×10^{-2}
Area n RGA	Vinyl chloride (91%)	1.4×10^{-2}
Area n McN	Beryllium (60%); ^{222}Rn (24%); Arsenic (11%)	2.3×10^{-4}

Notes NA indicates that there were no data for that route or area.

ELCR $<1 \times 10^{-6}$ indicates that total ELCR is less than 1×10^{-6} ; therefore, COCs are not listed.

COCs contributing more than 10% of total ELCR are listed. Percentages rounded to nearest whole number.

Values for ELCR greater than 1×10^{-2} fall outside the calculation bounds in EPA 1989a and are approximate values.

¹ Area k includes water drawn from wells completed in Terrace Gravels, Eocene Sands, and Porter's Creek Clay only.

Exhibit 5.6. Direct contact exposure route summary for the child recreator - systemic toxicity¹

Location	Direct Ingestion of Groundwater	Dermal Contact while swimming	Dermal Contact while Wading	Location Total without lead	Location Total with lead²
Area a UCRS	15.4	236	379	631	3,310
% of Total	2%	37%	60%		
Area a RGA	85.1	1,300	2,100	3,490	3,490
% of Total	2%	37%	60%		
Area a McN	NA	NA	NA	NA	NA
% of Total	NA	NA	NA		
Area b UCRS	5.5	81.3	131	218	288
% of Total	3%	37%	60%		
Area b RGA	0.6	9.6	15.4	25.8	1,630
% of Total	2%	37%	60%		
Area b McN	0.4	3.8	6.2	10.4	10.4
% of Total	4%	37%	59%		
Area c UCRS	<0.1	0.1	0.2	0.3	0.3
% of Total	6%	36%	58%		
Area c RGA	0.2	1.8	2.9	4.9	4.9
% of Total	4%	37%	59%		
Area c McN	NA	NA	NA	NA	NA
% of Total	NA	NA	NA		
Area d UCRS	2.0	18.1	29.3	49.5	1,390
% of Total	4%	37%	59%		
Area d RGA	0.2	2.8	4.5	7.6	2,620
% of Total	3%	37%	59%		
Area d McN	<0.1	<0.1	<0.1	<0.1	<0.1
% of Total	6%	36%	58%		
Area e UCRS	0.2	1.2	2.0	3.4	3.4
% of Total	4%	37%	59%		
Area e RGA	0.4	4.7	7.6	12.7	12.7
% of Total	3%	37%	60%		
Area e McN	0.3	2.2	3.6	6.1	6.1
% of Total	5%	36%	59%		
Area f UCRS	<0.1	0.1	0.2	0.4	0.4
% of Total	8%	35%	57%		
Area f RGA	0.3	3.5	5.7	9.4	9.4
% of Total	3%	37%	60%		
Area f McN	<0.1	<0.1	<0.1	<0.1	<0.1
% of Total	17%	32%	51%		
Area g UCRS	<0.1	0.5	0.8	1.4	1.4
% of Total	5%	37%	59%		
Area g RGA	<0.1	0.6	1.0	1.7	2,590
% of Total	4%	36%	57%		
Area g McN	<0.1	<0.1	<0.1	<0.1	<0.1
% of Total	31%	26%	42%		
Area h UCRS	<0.1	0.1	0.2	0.3	0.3
% of Total	11%	34%	55%		
Area h RGA	0.1	0.6	0.9	1.6	1.6
% of Total	7%	36%	57%		
Area h McN	<0.1	<0.1	<0.1	<0.1	<0.1
% of Total	72%	11%	17%		

Exhibit 5.6 (continued)

Location	Direct Ingestion of Groundwater	Dermal Contact while swimming	Dermal Contact while Wading	Location Total without lead	Location Total with lead²
Area i UCRS	0.2	1.4	2.3	4.0	2,230
% of Total	5%	35%	57%		
Area i RGA	0.4	4.1	6.6	11.1	11.1
% of Total	4%	37%	59%		
Area i McN	<0.1	0.5	0.8	1.3	1.3
% of Total	4%	37%	60%		
Area j UCRS	NA	NA	NA	NA	NA
% of Total	NA	NA	NA		
Area j RGA	0.1	0.5	0.7	1.3	1.3
% of Total	10%	34%	55%		
Area j McN	0.5	0.4	0.6	1.5	1.5
% of Total	31%	27%	43%		
Area k Terrace ³	1.1	3.7	6.0	10.8	5,960
% of Total	10%	34%	55%		
Area l UCRS	6.9	96.4	155	259	2,060
% of Total	3%	37%	60%		
Area l RGA	3.2	43.7	70.4	118	2,040
% of Total	3%	37%	60%		
Area l McN	0.3	3.1	5.0	8.5	8.5
% of Total	4%	37%	59%		
Area m UCRS	0.3	2.1	3.4	5.9	2,000
% of Total	5%	36%	58%		
Area m RGA	0.4	5.5	8.9	15.1	1,990
% of Total	3%	37%	59%		
Area m McN	0.3	1.4	2.2	3.9	3.9
% of Total	7%	36%	58%		
Area n UCRS	5.4	73.6	119	198	2,070
% of Total	3%	37%	60%		
Area n RGA	2.0	26.0	42.0	70.1	1,980
% of Total	3%	37%	60%		
Area n McN	0.4	3.2	5.2	8.8	8.8
% of Total	5%	37%	59%		

Notes: NA indicates that there were no data for the pathway or area.

¹ Current convention is to use one significant digit for presentation of hazard indices. Three significant digits are used here when the hazard index is greater than 0.1 to enable the reader to match the numbers reported in the exhibit with those in its associated risk characterization table. Additionally, use of three significant digits, when the exposure route's value is greater than 0.1, allows the reader to sum the route values and check the location total.

² The very large values are the result of the retention of lead as a COPC at a value only slightly greater than the background concentration and the use of a provisional reference dose provided in comments by KDEP.

³ Area k includes water drawn from wells completed in Terrace Gravels, Eocene Sands, and Porter's Creek Clay only.

Exhibit 5.7. Driving contaminants' summary for direct contact exposure routes for the child recreator scenario - systemic toxicity

Location	Driving Contaminants Over Direct Contact Exposure Routes	Location Total¹
Area a UCRS	TCE (100%)	631
Area a RGA	TCE (100%)	3,490
Area a McN	NA	NA
Area b UCRS	TCE (99%)	218
Area b RGA	TCE (72%); Tetrachloroethene (19%)	25.8
Area b McN	Antimony (56%); TCE (44%)	10.4
Area c UCRS	HI<1	0.3
Area c RGA	TCE (64%); Chromium (31%)	4.9
Area c McN	NA	NA
Area d UCRS	TCE (79%); Manganese (14%)	49.5
Area d RGA	TCE (86%);	7.6
Area d McN	HI<1	<0.1
Area e UCRS	Vanadium (84%); Chromium (10%)	3.4
Area e RGA	TCE (83%); Cadmium (11%)	12.7
Area e McN	Vanadium (45%); Cadmium (29%); Chromium (15%)	6.1
Area f UCRS	HI<1	0.4
Area f RGA	TCE (61%); Cadmium (26%)	9.4
Area f McN	HI<1	<0.1
Area g UCRS	Chromium (46%); Vanadium (43%); Manganese (10%)	1.4
Area g RGA	Cadmium (60%); Chromium (34%)	1.7
Area g McN	HI<1	<0.1
Area h UCRS	HI<1	0.3
Area h RGA	Chromium (64%); Vanadium (26%)	1.6
Area h McN	HI<1	<0.1
Area i UCRS	Vanadium (46%); Cadmium (14%)	4.0
Area i RGA	Antimony (41%); Aroclor-1254 (31%); Chromium (17%)	11.1
Area i McN	Vanadium (86%); Manganese (14%)	1.3
Area j UCRS	NA	NA
Area j RGA	Manganese (44%); Vanadium (44%)	1.3
Area j McN	Manganese (50%); Arsenic (40%)	1.5
Area k Terrace ²	Manganese (27%); Antimony (26%); Iron (19%); Cadmium (13%)	10.8
Area l UCRS	TCE (98%)	259
Area l RGA	TCE (90%)	118
Area l McN	Antimony (60%); TCE (40%)	8.5
Area m UCRS	Antimony (53%); Vanadium (23%); Cadmium (15%)	5.9
Area m RGA	Antimony (29%); TCE (29%); Aroclor-1254 (23%)	15.1
Area m McN	Cadmium (41%); Vanadium (24%); Chromium (16%); Iron (10%)	3.9
Area n UCRS	TCE (97%)	198
Area n RGA	TCE (73%)	70.1
Area n McN	Antimony (51%); Cadmium (19%); TCE (14%)	8.8

Notes NA indicates that there were no data for that route or area.

HI<1 indicates that total scenario hazard index is less than 1; therefore, COCs are not listed.

COCs contributing more than 10% of total HI are listed. Percentages rounded to nearest whole number.

¹ Totals are without lead as a COPC. The total HIs with lead are in Exhibit 5.6.

² Area k includes water drawn from wells completed in Terrace Gravels, Eocene Sands, and Porter's Creek Clay only.

Exhibit 5.8. Biota exposure route summary for the child recreator – systemic toxicity¹

Parameter	Consumption of Fish	Consumption of Venison	Consumption of Rabbit	Consumption of Quail
	Area a UCRS (Direct Route Total HI = 631)²			
Total HI	158	<0.1	<0.1	<0.1
Driving COC	TCE (98%)			
	Area a RGA (Direct Route Total HI = 3,490)²			
Total HI	866	<0.1	<0.1	<0.1
Driving COC	TCE (100%)			
	Area a McNairy Formation (Direct Route Total HI = NA)²			
Total HI	NA	NA	NA	NA
Driving COC	NA			
	Area b UCRS (Direct Route Total HI = 218)²			
Total HI	56.4	<0.1	<0.1	<0.1
Driving COC	TCE (94%)			
	Area b RGA (Direct Route Total HI = 25.8)²			
Total HI	9.1	<0.1	<0.1	<0.1
Driving COC	TCE (50%); Iron (11%)			
	Area b McNairy Formation (Direct Route Total HI = 10.4)²			
Total HI	8.8	<0.1	<0.1	<0.1
Driving COC	Antimony (98%)			
	Area c UCRS (Direct Route Total HI = 0.3)²			
Total HI	0.5	<0.1	<0.1	<0.1
Driving COC	None ³			
	Area c RGA (Direct Route Total HI = 4.9)²			
Total HI	6.35	<0.1	<0.1	<0.1
Driving COC	Chromium (63%); Iron (20%); TCE (12%)			
	Area c McNairy Formation (Direct Route Total HI = NA)²			
Total HI	NA	NA	NA	NA
Driving COC	NA			
	Area d UCRS (Direct Route Total HI = 49.5)²			
Total HI	48.6	<0.1	<0.1	<0.1
Driving COC	Manganese (45%); Iron (29%); TCE (19%)			
	Area d RGA (Direct Route Total HI = 7.6)²			
Total HI	5.0	<0.1	<0.1	<0.1
Driving COC	TCE (32%); Tin (23%); Manganese (19%); Chromium (13%)			
	Area d McNairy Formation (Direct Route Total HI = <0.1)²			
Total HI	0.1	<0.1	<0.1	<0.1
Driving COC	None ³			
	Area e UCRS (Direct Route Total HI = 3.4)²			
Total HI	2.3	<0.1	<0.1	<0.1
Driving COC	Chromium (38%); Iron (37%); Nickel (10%)			
	Area e RGA (Direct Route Total HI = 12.7)²			
Total HI	4.4	<0.1	<0.1	<0.1
Driving COC	TCE (59%); Cadmium (21%); Iron (12%)			
	Area e McNairy Formation (Direct Route Total HI = 6.1)²			
Total HI	7.4	<0.1	<0.1	<0.1
Driving COC	Iron (38%); Chromium (31%); Cadmium (26%)			
	Area f UCRS (Direct Route Total HI = 0.4)²			
Total HI	0.9	<0.1	<0.1	<0.1
Driving COC	None ³			
	Area f RGA (Direct Route Total HI = 9.4)²			
Total HI	6.3	<0.1	<0.1	<0.1
Driving COC	Cadmium (26%); Chromium (25%); TCE (22%); Bis(2-ethylhexyl)phthalate (20%)			

Exhibit 5.8 (continued)

Parameter	Consumption of Fish	Consumption of Venison	Consumption of Rabbit	Consumption of Quail
	Area f McNairy Formation (Direct Route Total HI = <0.1)²			
Total HI	0.1	<0.1	<0.1	<0.1
Driving COC			None ³	
	Area g UCRS (Direct Route Total HI = 1.4)²			
Total HI	2.3	<0.1	<0.1	<0.1
Driving COC		Chromium (76%); Manganese (21%)		
	Area g RGA (Direct Route Total HI = 1.7)²			
Total HI	3.1	<0.1	<0.1	<0.1
Driving COC		Chromium (49%); Cadmium (22%); Iron (18%)		
	Area g McNairy Formation (Direct Route Total HI = <0.1)²			
Total HI	1.0	<0.1	<0.1	<0.1
Driving COC		Mercury (100%)		
	Area h UCRS (Direct Route Total HI = 0.3)²			
Total HI	0.8	<0.1	<0.1	<0.1
Driving COC		None ³		
	Area h RGA (Direct Route Total HI = 1.6)²			
Total HI	4.1	<0.1	<0.1	<0.1
Driving COC		Chromium (64%); Iron (34%)		
	Area h McNairy Formation (Direct Route Total HI = <0.1)²			
Total HI	<0.1	<0.1	<0.1	<0.1
Driving COC		None ³		
	Area i UCRS (Direct Route Total HI = 4.0)²			
Total HI	5.1	<0.1	<0.1	<0.1
Driving COC		Iron (21%); Manganese (21%); Antimony (20%); Chromium (11%)		
	Area i RGA (Direct Route Total HI = 11.1)²			
Total HI	142	<0.1	<0.1	<0.1
Driving COC		Aroclor-1254 (91%)		
	Area i McNairy Formation (Direct Route Total HI = 1.3)²			
Total HI	0.7	<0.1	<0.1	<0.1
Driving COC		None ³		
	Area j UCRS (Direct Route Total HI = NA)²			
Total HI	NA	NA	NA	NA
Driving COC		NA		
	Area j RGA (Direct Route Total HI = 1.3)²			
Total HI	2.9	<0.1	<0.1	<0.1
Driving COC		Manganese (66%); Iron (30%)		
	Area j McNairy Formation (Direct Route Total HI = 1.5)²			
Total HI	2.6	<0.1	<0.1	<0.1
Driving COC		Manganese (100%)		
	Area k Terrace⁴ (Direct Route Total HI = 10.8)²			
Total HI	46.3	<0.1	<0.1	<0.1
Driving COC		Iron (67%); Manganese (21%)		
	Area l UCRS (Direct Route Total HI = 259)²			
Total HI	70.1	<0.1	<0.1	<0.1
Driving COC		TCE (89%)		
	Area l RGA (Direct Route Total HI = 118)²			
Total HI	36.9	<0.1	<0.1	<0.1
Driving COC		TCE (70%); Carbon tetrachloride (14%)		
	Area l McNairy Formation (Direct Route Total HI = 8.5)²			
Total HI	7.6	<0.1	<0.1	<0.1
Driving COC		Antimony (88%); TCE (11%)		

Exhibit 5.8 (continued)

Parameter	Consumption of Fish	Consumption of Venison	Consumption of Rabbit	Consumption of Quail
Area m UCRS (Direct Route Total HI = 5.9)²				
Total HI	6.9	<0.1	<0.1	<0.1
Driving COC		Antimony (59%); Iron (11%)		
Area m RGA (Direct Route Total HI = 15.1)²				
Total HI	141	<0.1	<0.1	<0.1
Driving COC		Aroclor-1254 (91%)		
Area m McNairy Formation (Direct Route Total HI = 3.9)²				
Total HI	9.4	<0.1	<0.1	<0.1
Driving COC		Iron (61%); Chromium (17%); Cadmium (11%)		
Area n UCRS (Direct Route Total HI = 198)²				
Total HI	56.2	<0.1	<0.1	<0.1
Driving COC		TCE (84%)		
Area n RGA (Direct Route Total HI = 70.1)²				
Total HI	165	<0.1	<0.1	<0.1
Driving COC		Aroclor-1254 (83%)		
Area n McNairy Formation (Direct Route Total HI = 8.8)²				
Total HI	10.4	<0.1	<0.1	<0.1
Driving COC		Antimony (56%); Iron (16%); Cadmium (10%)		

Notes: NA indicates that there were no data for the exposure route or area.

¹ All Total HI values do not include contribution from lead as a COPC.

² Direct Route Total HI is from Exhibit 5.6.

³ No COCs because Total HI < 1.0

⁴ Area k includes water drawn from wells completed in Terrace Gravels, Eocene Sands, and Porters Creek Clay only.

5.4.2.2 Excess lifetime cancer risk

[Exhibit 5.9](#) summarizes the total ELCRs for direct contact exposure routes for the recreational user over all areas for the unfiltered data set. As shown in this exhibit, the total ELCR is greater than 1×10^{-6} for all areas except Areas a, c, d, f, h, and i for the McNairy Formation and Areas c, f, g, and h for the UCRS. The total ELCR for the RGA in all areas and for groundwater in Area k has a total ELCR greater than 1×10^{-6} .

For ELCR, the dermal contact exposure routes are seen to be much more important than the ingestion exposure route for all areas except Area e (UCRS), Area g (UCRS, RGA, and McNairy Formation), Area h (RGA and McNairy Formation), and Area j (RGA and McNairy Formation). However, total ELCR in each of the areas where ingestion is of greater importance than dermal exposure has a total ELCR that is near 1×10^{-6} .

[Exhibit 5.10](#) summarizes the contaminants contributing more than 10% of the total ELCR for the recreational user over all areas. As shown in this exhibit, the driving contaminants over most areas is similar to those for the industrial worker with TCE and its breakdown products being of greatest importance in areas associated with the TCE plumes and arsenic and beryllium being of greatest importance elsewhere. Of note is the absence or ^{222}Rn as a driving contaminant. This is the result of not considering an inhalation exposure route for the recreational user.

[Exhibit 5.11](#) summarizes the total ELCRs for the biota consumption exposure routes for the recreational user. As shown in this exhibit, total ELCR is greater than 1×10^{-6} for Areas b, e, g, h, l, m, and n for the McNairy Formation; Areas h and j for the RGA; and Areas a, b, c, d, g, i, l, m, and n for the UCRS. The total ELCR for Area k groundwater also exceeds 1×10^{-6} . Similar to total HI for the biota consumption routes, only consumption of fish is of any importance for total ELCR. Although driving contaminants are similar to those for direct contact, ^{226}Ra , ^{99}Tc , bis(2-ethylhexyl)phthalate, ^{137}Cs , and Aroclor-1254 gain significantly in importance when the biota consumption exposure routes are considered.

5.4.3 Rural Resident

5.4.3.1 Systemic Toxicity

[Exhibit 5.12](#) summarizes the total HIs for direct contact exposure routes for the child rural resident over all areas. As shown in this exhibit, the total HI (i.e., Location Total without lead in [Exhibit 5.10](#)) is greater than 1 for all areas except Areas a, c, d, f, g, and h for the McNairy Formation and Area j for the UCRS. Note that this result for Areas a and c for the McNairy Formation and Area j for the UCRS is the result of not being able to assess these area and depth combinations due to the lack of data. For areas with very large total HIs, inhalation of vapors dominates the total HI; however, for areas with HIs much closer to 1, ingestion of groundwater tends to dominate the total HI.

[Exhibit 5.13](#) summarizes the contaminants contributing more than 10% of the total systemic toxicity for the child rural resident over all areas for those areas where the total systemic toxicity for the area exceeds 1. Generally, results here are similar to those for the industrial worker with TCE being a dominant contaminant in several areas. Additionally, the same inorganic chemicals are also driving contaminants in other areas. Of note, is the appearance of acrylonitrile as a driving contaminant in Area i (RGA).

[Exhibit 5.14](#) summarizes the total HIs for the consumption of biota exposure routes. Only the consumption of vegetables route is of any importance in most areas. However, both the consumption of beef and the consumption of milk have HIs greater than 0.1 for some areas, and the total HI for consumption of beef for Area k exceeds 1. Areas where the total HI across all areas is less than 1 are Areas a, c, d, f, g, and h for the McNairy Formation and Areas c and j for the UCRS. All areas for the

Exhibit 5.9. Direct contact exposure route summary for the recreator – excess lifetime cancer risk¹

Location	Direct Ingestion while Swimming	Dermal Contact while Swimming	Dermal Contact while Wading	Location Total
Area a UCRS	2.1×10^{-4}	5.6×10^{-3}	6.5×10^{-3}	1.2×10^{-2}
% of Total	2%	45%	53%	
Area a RGA	1.2×10^{-3}	3.1×10^{-2}	3.6×10^{-2}	6.6×10^{-2}
% of Total	2%	45%	53%	
Area a McN	NA	NA	NA	NA
% of Total	NA	NA	NA	
Area b UCRS	1.2×10^{-4}	2.0×10^{-3}	2.3×10^{-3}	4.4×10^{-3}
% of Total	3%	45%	53%	
Area b RGA	5.2×10^{-4}	1.6×10^{-3}	1.8×10^{-3}	3.9×10^{-3}
% of Total	13%	40%	47%	
Area b McN	1.6×10^{-6}	4.0×10^{-5}	4.7×10^{-5}	8.9×10^{-5}
% of Total	2%	45%	53%	
Area c UCRS	$<1 \times 10^{-6}$	$<1 \times 10^{-6}$	$<1 \times 10^{-6}$	9.3×10^{-7}
% of Total	5%	44%	51%	
Area c RGA	2.4×10^{-6}	3.1×10^{-5}	3.6×10^{-5}	6.9×10^{-5}
% of Total	4%	44%	52%	
Area c McN	NA	NA	NA	NA
% of Total	NA	NA	NA	
Area d UCRS	1.9×10^{-5}	3.8×10^{-4}	4.5×10^{-4}	8.5×10^{-4}
% of Total	2%	45%	53%	
Area d RGA	4.0×10^{-6}	6.4×10^{-5}	7.5×10^{-5}	1.4×10^{-4}
% of Total	3%	45%	52%	
Area d McN	$<1 \times 10^{-6}$	$<1 \times 10^{-6}$	$<1 \times 10^{-6}$	2.5×10^{-7}
% of Total	2%	45%	53%	
Area e UCRS	1.1×10^{-6}	$<1 \times 10^{-6}$	$<1 \times 10^{-6}$	2.8×10^{-6}
% of Total	40%	27%	32%	
Area e RGA	1.0×10^{-5}	2.4×10^{-4}	2.8×10^{-4}	5.3×10^{-4}
% of Total	2%	45%	53%	
Area e McN	1.5×10^{-5}	2.5×10^{-4}	3.0×10^{-4}	5.7×10^{-4}
% of Total	3%	45%	53%	
Area f UCRS	$<1 \times 10^{-6}$	$<1 \times 10^{-6}$	$<1 \times 10^{-6}$	2.1×10^{-7}
% of Total	7%	43%	50%	
Area f RGA	3.7×10^{-6}	5.6×10^{-5}	6.5×10^{-5}	1.2×10^{-4}
% of Total	3%	45%	52%	
Area f McN	$<1 \times 10^{-6}$	$<1 \times 10^{-6}$	$<1 \times 10^{-6}$	$<1 \times 10^{-6}$
% of Total	NA	NA	NA	
Area g UCRS	$<1 \times 10^{-6}$	$<1 \times 10^{-6}$	$<1 \times 10^{-6}$	9.1×10^{-8}
% of Total	100%	<1%	<1%	
Area g RGA	$<1 \times 10^{-6}$	$<1 \times 10^{-6}$	$<1 \times 10^{-6}$	2.2×10^{-6}
% of Total	42%	27%	31%	
Area g McN	$<1 \times 10^{-6}$	$<1 \times 10^{-6}$	$<1 \times 10^{-6}$	2.1×10^{-6}
% of Total	46%	25%	29%	
Area h UCRS	$<1 \times 10^{-6}$	$<1 \times 10^{-6}$	$<1 \times 10^{-6}$	$<1 \times 10^{-6}$
% of Total	NA	NA	NA	
Area h RGA	$<1 \times 10^{-6}$	$<1 \times 10^{-6}$	$<1 \times 10^{-6}$	2.4×10^{-6}
% of Total	40%	27%	32%	
Area h McN	$<1 \times 10^{-6}$	$<1 \times 10^{-6}$	$<1 \times 10^{-6}$	6.9×10^{-8}
% of Total	100%	<1%	<1%	

Exhibit 5.9 (continued)

Location	Direct Ingestion while Swimming	Dermal Contact while Swimming	Dermal Contact while Wading	Location Total
Area i UCRS	2.5×10^{-6}	1.9×10^{-6}	2.2×10^{-6}	6.5×10^{-6}
% of Total	38%	29%	34%	
Area i RGA	1.1×10^{-5}	2.1×10^{-4}	2.4×10^{-4}	4.6×10^{-4}
% of Total	2%	45%	53%	
Area i McN	$<1 \times 10^{-6}$	$<1 \times 10^{-6}$	$<1 \times 10^{-6}$	$<1 \times 10^{-6}$
% of Total	NA	NA	NA	
Area j UCRS	NA	NA	NA	NA
% of Total	NA	NA	NA	
Area j RGA	1.5×10^{-6}	$<1 \times 10^{-6}$	1.0×10^{-6}	3.4×10^{-6}
% of Total	43%	26%	31%	
Area j McN	3.0×10^{-5}	1.8×10^{-5}	2.1×10^{-5}	6.8×10^{-5}
% of Total	43%	26%	31%	
Area k Terrace ²	1.7×10^{-5}	1.7×10^{-4}	2.0×10^{-4}	3.8×10^{-4}
% of Total	5%	44%	52%	
Area l UCRS	2.3×10^{-3}	6.3×10^{-3}	7.4×10^{-3}	1.6×10^{-2}
% of Total	14%	39%	46%	
Area l RGA	2.1×10^{-3}	5.1×10^{-3}	6.0×10^{-3}	1.3×10^{-2}
% of Total	16%	39%	46%	
Area l McN	1.2×10^{-6}	3.0×10^{-5}	3.5×10^{-5}	6.6×10^{-5}
% of Total	2%	45%	53%	
Area m UCRS	1.7×10^{-6}	1.6×10^{-6}	1.9×10^{-6}	5.2×10^{-6}
% of Total	32%	31%	37%	
Area m RGA	1.4×10^{-5}	2.3×10^{-4}	2.7×10^{-4}	5.2×10^{-4}
% of Total	3%	45%	52%	
Area m McN	8.8×10^{-6}	1.7×10^{-4}	2.0×10^{-4}	3.7×10^{-4}
% of Total	2%	45%	53%	
Area n UCRS	2.3×10^{-3}	5.7×10^{-3}	6.7×10^{-3}	1.5×10^{-2}
% of Total	15%	39%	46%	
Area n RGA	8.1×10^{-4}	2.4×10^{-3}	2.8×10^{-3}	6.1×10^{-3}
% of Total	13%	40%	47%	
Area n McN	8.9×10^{-6}	1.8×10^{-4}	2.1×10^{-4}	4.0×10^{-4}
% of Total	2%	45%	53%	

Notes: NA indicates that there were no data for the pathway or area.

Values for ELCR greater than 1×10^{-2} fall outside the calculation bounds in EPA 1989a and are approximate values.

¹ Current convention is to use one significant digit for presentation of ELCRs. Two significant digits are used here when to enable the reader to match the numbers reported in the exhibit with those in its associated risk characterization table. Additionally, use of two significant digits allows the reader to sum the route values and check the location total.

² Area k includes water drawn from wells completed in Terrace Gravels, Eocene Sands, and Porter's Creek Clay only.

Exhibit 5.10. Driving contaminants' summary for direct contact exposure routes for the recreator scenario – excess lifetime cancer risk

Location	Driving Contaminants Over Direct Contact Exposure Routes	Location Total
Area a UCRS	TCE (100%)	1.2×10^{-2}
Area a RGA	TCE (99%)	6.6×10^{-2}
Area a McN	NA	NA
Area b UCRS	TCE (95%)	4.4×10^{-3}
Area b RGA	Vinyl chloride (62%); Tetrachloroethene (20%)	3.9×10^{-3}
Area b McN	TCE (100%)	8.9×10^{-5}
Area c UCRS	ELCR $<1 \times 10^{-6}$	9.3×10^{-7}
Area c RGA	TCE (89%); 1,1-DCE (11%)	6.9×10^{-5}
Area c McN	NA	NA
Area d UCRS	TCE (87%); Beryllium (11%)	8.5×10^{-4}
Area d RGA	TCE (89%)	1.4×10^{-4}
Area d McN	ELCR $<1 \times 10^{-6}$	2.5×10^{-7}
Area e UCRS	Arsenic (93%)	2.8×10^{-6}
Area e RGA	Beryllium (61%); TCE (39%)	5.3×10^{-4}
Area e McN	Beryllium (98%)	5.7×10^{-4}
Area f UCRS	ELCR $<1 \times 10^{-6}$	2.1×10^{-7}
Area f RGA	TCE (90%)	1.2×10^{-4}
Area f McN	ELCR $<1 \times 10^{-6}$	$<1 \times 10^{-6}$
Area g UCRS	ELCR $<1 \times 10^{-6}$	9.1×10^{-8}
Area g RGA	Arsenic (91%)	2.2×10^{-6}
Area g McN	Arsenic (96%)	2.1×10^{-6}
Area h UCRS	NA	$<1 \times 10^{-6}$
Area h RGA	Arsenic (92%)	2.4×10^{-6}
Area h McN	ELCR $<1 \times 10^{-6}$	6.9×10^{-8}
Area i UCRS	Arsenic (81%)	6.5×10^{-6}
Area i RGA	Beryllium (94%)	4.6×10^{-4}
Area i McN	ELCR $<1 \times 10^{-6}$	$<1 \times 10^{-6}$
Area j UCRS	NA	NA
Area j RGA	Arsenic (100%)	3.4×10^{-6}
Area j McN	Arsenic (100%)	6.8×10^{-5}
Area k Terrace ¹	Beryllium (84%)	3.8×10^{-4}
Area l UCRS	Vinyl chloride (68%); TCE (31%)	1.6×10^{-2}
Area l RGA	Vinyl chloride (75%); TCE (16%)	1.3×10^{-2}
Area l McN	TCE (100%)	6.6×10^{-5}
Area m UCRS	Arsenic (61%)	5.2×10^{-6}
Area m RGA	Beryllium (75%); TCE (17%)	5.2×10^{-4}
Area m McN	Beryllium (99%)	3.7×10^{-4}
Area n UCRS	Vinyl chloride (73%); TCE (25%)	1.5×10^{-2}
Area n RGA	Vinyl chloride (62%); TCE (16%); Tetrachloroethene (13%)	6.1×10^{-3}
Area n McN	Beryllium (93%)	4.0×10^{-4}

Notes NA indicates that there were no data for that route or area.
 ELCR $<1 \times 10^{-6}$ indicates that total ELCR is less than 1×10^{-6} ; therefore, COCs are not listed.
 COCs contributing more than 10% of total ELCR are listed. Percentages rounded to nearest whole number.
 Values for ELCR greater than 1×10^{-2} fall outside the calculation bounds in EPA 1989a and are approximate values.

¹ Area k includes water drawn from wells completed in Terrace Gravels, Eocene Sands, and Porter's Creek Clay only.

Exhibit 5.11. Biota exposure route summary for the recreator – excess lifetime cancer risk¹

Parameter	Consumption of Fish	Consumption of Venison	Consumption of Rabbit	Consumption of Quail
Total ELCR Driving COC	Area a UCRS (Direct Route Total ELCR = 1.2×10^{-2})²			
	7.0×10^{-3}	$<1 \times 10^{-6}$	$<1 \times 10^{-6}$	$<1 \times 10^{-6}$
		TCE (99%)		
Total ELCR Driving COC	Area a RGA (Direct Route Total ELCR = 6.6×10^{-2})²			
	3.8×10^{-2}	$<1 \times 10^{-6}$	$<1 \times 10^{-6}$	$<1 \times 10^{-6}$
		TCE (100%)		
Total ELCR Driving COC	Area a McNairy Formation (Direct Route Total ELCR = NA)²			
	NA	NA	NA	NA
		NA		
Total ELCR Driving COC	Area b UCRS (Direct Route Total ELCR = 4.4×10^{-3})²			
	2.7×10^{-3}	$<1 \times 10^{-6}$	$<1 \times 10^{-6}$	$<1 \times 10^{-6}$
		TCE (89%)		
Total ELCR Driving COC	Area b RGA (Direct Route Total ELCR = 3.9×10^{-3})²			
	6.2×10^{-3}	$<1 \times 10^{-6}$	$<1 \times 10^{-6}$	$<1 \times 10^{-6}$
		Vinyl chloride (45%); ²²⁶ Ra (37%)		
Total ELCR Driving COC	Area b McNairy Formation (Direct Route Total ELCR = 8.9×10^{-5})²			
	5.1×10^{-5}	$<1 \times 10^{-6}$	$<1 \times 10^{-6}$	$<1 \times 10^{-6}$
		TCE (98%)		
Total ELCR Driving COC	Area c UCRS (Direct Route Total ELCR = 9.3×10^{-7})²			
	1.1×10^{-6}	$<1 \times 10^{-6}$	$<1 \times 10^{-6}$	$<1 \times 10^{-6}$
		⁹⁹ Tc (40%); Chloroform (26%); TCE (22%); Benzene (12%)		
Total ELCR Driving COC	Area c RGA (Direct Route Total ELCR = 6.9×10^{-5})²			
	5.1×10^{-5}	$<1 \times 10^{-6}$	$<1 \times 10^{-6}$	$<1 \times 10^{-6}$
		TCE (67%); 1,1-Dichloroethene (29%)		
Total ELCR Driving COC	Area c McNairy Formation (Direct Route Total ELCR = NA)²			
	NA	NA	NA	NA
		NA		
Total ELCR Driving COC	Area d UCRS (Direct Route Total ELCR = 8.5×10^{-4})²			
	6.7×10^{-4}	$<1 \times 10^{-6}$	$<1 \times 10^{-6}$	$<1 \times 10^{-6}$
		TCE (62%); Beryllium (21%)		
Total ELCR Driving COC	Area d RGA (Direct Route Total ELCR = 1.4×10^{-4})²			
	4.6×10^{-4}	$<1 \times 10^{-6}$	$<1 \times 10^{-6}$	$<1 \times 10^{-6}$
		¹³⁷ Cs (74%); TCE (15%)		
Total ELCR Driving COC	Area d McNairy Formation (Direct Route Total ELCR = 2.5×10^{-7})²			
	$<1 \times 10^{-6}$	$<1 \times 10^{-6}$	$<1 \times 10^{-6}$	$<1 \times 10^{-6}$
		None ³		
Total ELCR Driving COC	Area e UCRS (Direct Route Total ELCR = 2.8×10^{-6})²			
	$<1 \times 10^{-6}$	$<1 \times 10^{-6}$	$<1 \times 10^{-6}$	$<1 \times 10^{-6}$
		None ³		
Total ELCR Driving COC	Area e RGA (Direct Route Total ELCR = 5.3×10^{-4})²			
	6.2×10^{-4}	$<1 \times 10^{-6}$	$<1 \times 10^{-6}$	$<1 \times 10^{-6}$
		Beryllium (80%); TCE (19%)		
Total ELCR Driving COC	Area e McNairy Formation (Direct Route Total ELCR = 5.7×10^{-4})²			
	8.5×10^{-4}	$<1 \times 10^{-6}$	$<1 \times 10^{-6}$	$<1 \times 10^{-6}$
		Beryllium (100%)		
Total ELCR Driving COC	Area f UCRS (Direct Route Total ELCR = 2.1×10^{-7})²			
	$<1 \times 10^{-6}$	$<1 \times 10^{-6}$	$<1 \times 10^{-6}$	$<1 \times 10^{-6}$
		None ³		

Exhibit 5.11 (continued)

Parameter	Consumption of Fish	Consumption of Venison	Consumption of Rabbit	Consumption of Quail
Total ELCR Driving COC	Area f RGA (Direct Route Total ELCR = 1.2×10^{-4})²			
	3.1×10^{-4}	$<1 \times 10^{-6}$	$<1 \times 10^{-6}$	$<1 \times 10^{-6}$
	Bis(2-ethylhexyl)phthalate (76%); TCE (20%)			
Total ELCR Driving COC	Area f McNairy Formation (Direct Route Total ELCR = $<1 \times 10^{-6}$)²			
	$<1 \times 10^{-6}$	$<1 \times 10^{-6}$	$<1 \times 10^{-6}$	$<1 \times 10^{-6}$
	None ³			
Total ELCR Driving COC	Area g UCRS (Direct Route Total ELCR = 9.1×10^{-8})²			
	3.6×10^{-5}	$<1 \times 10^{-6}$	$<1 \times 10^{-6}$	$<1 \times 10^{-6}$
	²²⁶ Ra (98%)			
Total ELCR Driving COC	Area g RGA (Direct Route Total ELCR = 2.2×10^{-6})²			
	1.4×10^{-5}	$<1 \times 10^{-6}$	$<1 \times 10^{-6}$	$<1 \times 10^{-6}$
	²²⁶ Ra (89%)			
Total ELCR Driving COC	Area g McNairy Formation (Direct Route Total ELCR = 2.1×10^{-6})²			
	3.3×10^{-5}	$<1 \times 10^{-6}$	$<1 \times 10^{-6}$	$<1 \times 10^{-6}$
	²²⁶ Ra (91%)			
Total ELCR Driving COC	Area h UCRS (Direct Route Total ELCR = $<1 \times 10^{-6}$)²			
	$<1 \times 10^{-6}$	$<1 \times 10^{-6}$	$<1 \times 10^{-6}$	$<1 \times 10^{-6}$
	None ³			
Total ELCR Driving COC	Area h RGA (Direct Route Total ELCR = 2.4×10^{-6})²			
	$<1 \times 10^{-6}$	$<1 \times 10^{-6}$	$<1 \times 10^{-6}$	$<1 \times 10^{-6}$
	None ³			
Total ELCR Driving COC	Area h McNairy Formation (Direct Route Total ELCR = 6.9×10^{-8})²			
	3.1×10^{-5}	$<1 \times 10^{-6}$	$<1 \times 10^{-6}$	$<1 \times 10^{-6}$
	²²⁶ Ra (97%)			
Total ELCR Driving COC	Area i UCRS (Direct Route Total ELCR = 6.5×10^{-6})²			
	4.2×10^{-5}	$<1 \times 10^{-6}$	$<1 \times 10^{-6}$	$<1 \times 10^{-6}$
	²²⁶ Ra (55%); ¹³⁷ Cs (35%)			
Total ELCR Driving COC	Area i RGA (Direct Route Total ELCR = 4.6×10^{-4})²			
	5.1×10^{-3}	$<1 \times 10^{-6}$	$<1 \times 10^{-6}$	$<1 \times 10^{-6}$
	Aroclor-1254 (69%); PCBs (16%); Beryllium (13%)			
Total ELCR Driving COC	Area i McNairy Formation (Direct Route Total ELCR = $<1 \times 10^{-6}$)²			
	$<1 \times 10^{-6}$	$<1 \times 10^{-6}$	$<1 \times 10^{-6}$	$<1 \times 10^{-6}$
	None ³			
Total ELCR Driving COC	Area j UCRS (Direct Route Total ELCR = NA)²			
	NA	NA	NA	NA
	NA			
Total ELCR Driving COC	Area j RGA (Direct Route Total ELCR = 3.4×10^{-6})²			
	$<1 \times 10^{-6}$	$<1 \times 10^{-6}$	$<1 \times 10^{-6}$	$<1 \times 10^{-6}$
	None ³			
Total ELCR Driving COC	Area j McNairy Formation (Direct Route Total ELCR = 6.8×10^{-5})²			
	$<1 \times 10^{-6}$	$<1 \times 10^{-6}$	$<1 \times 10^{-6}$	$<1 \times 10^{-6}$
	None ³			
Total ELCR Driving COC	Area k Terrace⁴ (Direct Route Total ELCR = 3.8×10^{-4})²			
	6.3×10^{-4}	$<1 \times 10^{-6}$	$<1 \times 10^{-6}$	$<1 \times 10^{-6}$
	Beryllium (78%)			
Total ELCR Driving COC	Area l UCRS (Direct Route Total ELCR = 1.6×10^{-2})²			
	1.6×10^{-2}	$<1 \times 10^{-6}$	$<1 \times 10^{-6}$	$<1 \times 10^{-6}$
	Vinyl chloride (79%); TCE (18%)			

Exhibit 5.11 (continued)

Parameter	Consumption of Fish	Consumption of Venison	Consumption of Rabbit	Consumption of Quail
	Area l RGA (Direct Route Total ELCR = 1.3×10^{-2})²			
Total ELCR	1.6×10^{-2}	$<1 \times 10^{-6}$	$<1 \times 10^{-6}$	$<1 \times 10^{-6}$
Driving COC		Vinyl chloride (73%); ²²⁶ Ra (10%)		
	Area l McNairy Formation (Direct Route Total ELCR = 6.6×10^{-5})²			
Total ELCR	3.8×10^{-5}	$<1 \times 10^{-6}$	$<1 \times 10^{-6}$	$<1 \times 10^{-6}$
Driving COC		TCE (98%)		
	Area m UCRS (Direct Route Total ELCR = 5.2×10^{-6})²			
Total ELCR	4.6×10^{-5}	$<1 \times 10^{-6}$	$<1 \times 10^{-6}$	$<1 \times 10^{-6}$
Driving COC		²²⁶ Ra (53%); ¹³⁷ Cs (32%)		
	Area m RGA (Direct Route Total ELCR = 5.2×10^{-4})²			
Total ELCR	5.1×10^{-3}	$<1 \times 10^{-6}$	$<1 \times 10^{-6}$	$<1 \times 10^{-6}$
Driving COC		Aroclor-1254 (68%); PCBs (16%); Beryllium (12%)		
	Area m McNairy Formation (Direct Route Total ELCR = 3.7×10^{-4})²			
Total ELCR	5.9×10^{-4}	$<1 \times 10^{-6}$	$<1 \times 10^{-6}$	$<1 \times 10^{-6}$
Driving COC		Beryllium (96%)		
	Area n UCRS (Direct Route Total ELCR = 1.5×10^{-2})²			
Total ELCR	1.5×10^{-2}	$<1 \times 10^{-6}$	$<1 \times 10^{-6}$	$<1 \times 10^{-6}$
Driving COC		Vinyl chloride (82%); TCE (14%)		
	Area n RGA (Direct Route Total ELCR = 6.1×10^{-3})²			
Total ELCR	1.2×10^{-2}	$<1 \times 10^{-6}$	$<1 \times 10^{-6}$	$<1 \times 10^{-6}$
Driving COC		Vinyl chloride (36%); Aroclor 1254 (31%)		
	Area n McNairy Formation (Direct Route Total ELCR = 4.0×10^{-4})²			
Total ELCR	6.1×10^{-4}	$<1 \times 10^{-6}$	$<1 \times 10^{-6}$	$<1 \times 10^{-6}$
Driving COC		Beryllium (94%)		

Notes: NA indicates that there were no data for the exposure route or area.

¹ Total ELCR values greater than 1×10^{-2} fall outside the calculation bounds in EPA 1989a and are estimated values.

² Direct Route Total ELCR from Exhibit 5.8.

³ No COCs because Total ELCR $< 1 \times 10^{-6}$

⁴ Area k includes water drawn from wells completed in Terrace Gravels, Eocene Sands, and Porters Creek Clay only.

Exhibit 5.12. Direct contact exposure route summary for the child resident - systemic toxicity¹

Location	Direct Ingestion of Groundwater	Dermal Contact while Showering	Inhalation of Vapors while Showering	Inhalation of Vapors during Household Use	Location Total without lead	Location Total with lead²
Area a UCRS	924	140	500	5,430	7,000	53,100
% of Total	13%	2%	7%	78%		
Area a RGA	5,090	781	2,780	30,200	38,800	38,800
% of Total	13%	2%	7%	78%		
Area a McN	NA	NA	NA	NA	NA	NA
% of Total	NA	NA	NA	NA		
Area b UCRS	331	48.6	176	1,910	2,460	3,660
% of Total	13%	2%	7%	78%		
Area b RGA	40.8	5.7	18.2	198	262	27,900
% of Total	16%	<1%	7%	76%		
Area b McN	24.4	2.3	3.6	39.2	69.5	69.5
% of Total	35%	3%	5%	56%		
Area c UCRS	1.2	<0.1	<0.1	0.9	2.3	2.3
% of Total	54%	3%	4%	39%		
Area c RGA	12.1	1.1	2.6	28.1	43.9	43.9
% of Total	28%	2%	6%	64%		
Area c McN	NA	NA	NA	NA	NA	NA
% of Total	NA	NA	NA	NA		
Area d UCRS	122	10.9	30.6	332	496	23,600
% of Total	25%	2%	6%	67%		
Area d RGA	14.7	1.7	5.3	57.1	78.8	45,000
% of Total	19%	2%	7%	72%		
Area d McN	<0.1	<0.1	<0.1	0.1	0.2	0.2
% of Total	29%	2%	6%	64%		
Area e UCRS	9.0	0.7	<0.1	<0.1	9.9	9.9
% of Total	92%	7%	<1%	<1%		
Area e RGA	21.2	2.8	8.4	91.5	124	124
% of Total	17%	2%	7%	74%		
Area e McN	18.3	1.3	<0.1	0.1	19.8	19.8
% of Total	93%	7%	<1%	<1%		
Area f UCRS	2.0	<0.1	<0.1	<0.1	2.2	2.2
% of Total	92%	4%	<1%	4%		
Area f RGA	16.4	2.1	4.7	50.9	74.0	74.0
% of Total	22%	3%	6%	69%		
Area f McN	0.2	<0.1	<0.1	<0.1	0.2	0.2
% of Total	98%	2%	<1%	<1%		
Area g UCRS	4.0	0.3	<0.1	<0.1	4.3	4.3
% of Total	93%	7%	<1%	<1%		
Area g RGA	5.2	0.4	<0.1	<0.1	5.7	44,600
% of Total	91%	7%	<1%	<1%		
Area g McN	0.8	<0.1	<0.1	<0.1	0.8	0.8
% of Total	99%	<1%	<1%	<1%		
Area h UCRS	2.1	<0.1	<0.1	<0.1	2.2	2.2
% of Total	97%	3%	<1%	<1%		
Area h RGA	6.7	0.3	<0.1	0.2	7.2	7.2
% of Total	93%	5%	<1%	2%		
Area h McN	0.4	<0.1	<0.1	<0.1	0.4	0.4
% of Total	100%	<1%	<1%	<1%		
Area i UCRS	14.2	0.8	<0.1	1.0	15.6	38,300
% of Total	91%	5%	<1%	6%		
Area i RGA	26.1	2.4	0.7	8.0	37.3	37.3
% of Total	70%	7%	2%	21%		
Area i McN	2.8	0.3	<0.1	<0.1	3.1	3.1
% of Total	91%	9%	<1%	<1%		

Exhibit 5.12 (continued)

Location	Direct Ingestion of Groundwater	Dermal Contact while Showering	Inhalation of Vapors while Showering	Inhalation of Vapors during Household Use	Location Total without lead	Location Total with lead²
Area j UCRS	NA	NA	NA	NA	NA	NA
% of Total	NA	NA	NA	NA		
Area j RGA	8.1	0.3	<0.1	<0.1	8.4	8.4
% of Total	97%	3%	<1%	<1%		
Area j McN	27.5	0.2	<0.1	<0.1	27.7	27.7
% of Total	99%	<1%	<1%	<1%		
Area k Terrace ³	69.7	2.2	1.6	17.6	91.2	102,000
% of Total	76%	2%	2%	19%		
Area l UCRS	418	57.7	221	2,400	3,090	34,200
% of Total	14%	2%	7%	78%		
Area l RGA	198	26.1	105	1,140	1,470	34,500
% of Total	13%	2%	7%	78%		
Area l McN	20.4	1.9	2.7	29.0	54.0	54.0
% of Total	38%	3%	5%	54%		
Area m UCRS	19.3	1.2	0.1	1.6	22.4	34,400
% of Total	86%	5%	<1%	7%		
Area m RGA	31.2	3.3	4.5	48.3	87.3	34,100
% of Total	36%	4%	5%	55%		
Area m McN	15.8	0.8	<0.1	<0.1	16.7	16.7
% of Total	94%	5%	<1%	<1%		
Area n UCRS	328	44.0	168	1,830	2,370	34,600
% of Total	14%	2%	7%	77%		
Area n RGA	124	15.6	56.7	616	812	33,800
% of Total	15%	2%	7%	76%		
Area n McN	24.8	1.9	1.0	10.9	38.6	38.6
% of Total	64%	5%	3%	28%		

Notes: NA indicates that there were no data for the pathway or area.

¹ Current convention is to use one significant digit for presentation of hazard indices. Three significant digits are used here when the hazard index is greater than 0.1 to enable the reader to match the numbers reported in the exhibit with those in its associated risk characterization table. Additionally, use of three significant digits, when the exposure route's value is greater than 0.1, allows the reader to sum the route values and check the location total.

² The very large values are the result of the retention of lead as a COPC at a value only slightly greater than the background concentration and the use of a provisional reference dose provided in comments by KDEP.

³ Area k includes water drawn from wells completed in Terrace Gravels, Eocene Sands, and Porter's Creek Clay only.

Exhibit 5.13. Driving contaminants' summary for direct contact exposure routes for the child resident scenario - systemic toxicity

Location	Driving Contaminants Over Direct Contact Exposure Routes	Location Total¹
Area a UCRS	TCE (100%)	7,000
Area a RGA	TCE (100%)	38,800
Area a McN	NA	NA
Area b UCRS	TCE (97%)	2,460
Area b RGA	TCE (80%); <i>cis</i> -1,2-DCE	262
Area b McN	TCE (73%); Antimony (27%)	69.5
Area c UCRS	Chloroform (27%); Iron (19%); Vanadium (16%); Benzene (11%); TCE (10%)	2.3
Area c RGA	TCE (80%); Chromium (11%)	43.9
Area c McN	NA	NA
Area d UCRS	TCE (86%)	496
Area d RGA	TCE (91%);	78.8
Area d McN	HI<1	0.2
Area e UCRS	Vanadium (51%); Chromium (11%); Iron (10%)	9.9
Area e RGA	TCE (95%)	124
Area e McN	Vanadium (25%); Iron (17%); Arsenic (16%); Cadmium (16%); Chromium (15%)	19.8
Area f UCRS	Iron (41%); Vanadium (22%); Aluminum (21%)	2.2
Area f RGA	TCE (86%)	74.0
Area f McN	HI<1	0.2
Area g UCRS	Chromium (50%); Vanadium (26%); Manganese (20%)	4.3
Area g RGA	Chromium (33%); Cadmium (32%); Iron (12%); Arsenic (10%)	5.7
Area g McN	HI<1	0.8
Area h UCRS	Nickel (51%); Vanadium (20%); Iron (15%)	2.2
Area h RGA	Chromium (46%); Iron (23%); Vanadium (10%)	7.2
Area h McN	HI<1	0.4
Area i UCRS	Vanadium (20%); Antimony (16%); Manganese (12%)	15.6
Area i RGA	Antimony (40%); Acrylonitrile (22%); Chromium (17%)	37.3
Area i McN	Vanadium (65%); Manganese (35%)	3.1
Area j UCRS	NA	NA
Area j RGA	Manganese (42%); Molybdenum (20%); Iron (12%); Vanadium (12%); Arsenic (11%)	8.4
Area j McN	Arsenic (68%); Manganese (16%); Molybdenum (15%)	27.7
Area k Terrace ²	Iron (41%); Manganese (20%); Antimony (11%)	91.2
Area l UCRS	TCE (91%)	3,090
Area l RGA	TCE (80%)	1,470
Area l McN	TCE (69%); Antimony (31%)	54.0
Area m UCRS	Antimony (46%); Vanadium (11%)	22.4
Area m RGA	TCE (60%); Antimony (17%); Acrylonitrile (10%)	87.3
Area m McN	Iron (40%); Cadmium (17%); Chromium (12%); Vanadium (10%)	16.7
Area n UCRS	TCE (90%)	2,370
Area n RGA	TCE (70%); Carbon tetrachloride (17%)	812
Area n McN	Antimony (38%); TCE (36%)	38.6

Notes NA indicates that there were no data for that route or area.

HI<1 indicates that total scenario hazard index is less than 1; therefore, COCs are not listed.

COCs contributing more than 10% of total HI are listed. Percentages rounded to nearest whole number.

¹ Totals are without lead as a COPC. The total HIs with lead are in Exhibit 5.10.

² Area k includes water drawn from wells completed in Terrace Gravels, Eocene Sands, and Porter's Creek Clay only.

Exhibit 5.14. Biota exposure route summary for the child resident – systemic toxicity¹

Parameter	Consumption of Vegetable	Consumption of Beef	Consumption of Milk	Consumption of Chicken	Consumption of Turkey	Consumption of Pork	Consumption of Eggs
Total HI Driving COC	Area a UCRS (Direct Route Total HI = 7,000)²						
	1,160	<0.1	<0.1	<0.1 TCE (99%)	<0.1	<0.1	<0.1
Total HI Driving COC	Area a RGA (Direct Route Total HI = 38,800)²						
	6,380	0.1	0.3	<0.1 TCE (100%)	<0.1	<0.1	<0.1
Total HI Driving COC	Area a McNairy Formation (Direct Route Total HI = NA)²						
	NA	NA	NA	NA NA	NA	NA	NA
Total HI Driving COC	Area b UCRS (Direct Route Total HI = 2,460)²						
	413	<0.1	0.6	<0.1 TCE (95%)	<0.1	<0.1	<0.0
Total HI Driving COC	Area b RGA (Direct Route Total HI = 262)²						
	49.2	<0.1	<0.1	<0.1 TCE (68%); <i>cis</i> -1,2-Dichloroethene (16%)	<0.1	<0.1	<0.1
Total HI Driving COC	Area b McNairy Formation (Direct Route Total HI = 69.5)²						
	20.6	<0.1	<0.1	<0.1 Antimony (60%); TCE (40%)	<0.1	<0.1	<0.1
Total HI Driving COC	Area c UCRS (Direct Route Total HI = 2.3)²						
	0.8	<0.1	<0.1	<0.1 Iron (36%); Vanadium (24%); Chloroform (15%)	<0.1	<0.1	<0.1
Total HI Driving COC	Area c RGA (Direct Route Total HI = 43.9)²						
	10.9	0.1	<0.1	<0.1 TCE (52%); Chromium (28%); Iron (10%)	<0.1	<0.1	<0.1
Total HI Driving COC	Area c McNairy Formation (Direct Route Total HI = NA)²						
	NA	NA	NA	NA NA	NA	NA	NA
Total HI Driving COC	Area d UCRS (Direct Route Total HI = 496)²						
	98.0	0.7	0.1	0.2 TCE (69%); Iron (13%); Manganese (10%)	0.7	<0.1	<0.1
Total HI Driving COC	Area d RGA (Direct Route Total HI = 78.8)²						
	15.0	<0.1	<0.1	<0.1 TCE (79%);	<0.1	<0.1	<0.1

Exhibit 5.14 (continued)

Parameter	Consumption of Vegetable	Consumption of Beef	Consumption of Milk	Consumption of Chicken	Consumption of Turkey	Consumption of Pork	Consumption of Eggs
Total HI Driving COC	Area d McNairy Formation (Direct Route Total HI = 0.2)²						
	<0.1	<0.1	<0.1	<0.1 None ³	<0.1	<0.1	<0.1
Total HI Driving COC	Area e UCRS (Direct Route Total HI = 9.9)²						
	5.8	<0.1	0.2	<0.1	<0.1	<0.1	<0.1
	Vanadium (48%); Iron (12%); Chromium (11%); Nickel (10%)						
Total HI Driving COC	Area e RGA (Direct Route Total HI = 124)²						
	23.0	<0.1	<0.1	<0.1	0.1	<0.1	<0.1
	TCE (83%)						
Total HI Driving COC	Area e McNairy Formation (Direct Route Total HI = 19.8)²						
	11.4	0.2	0.1	<0.1	0.2	<0.1	<0.1
	Vanadium (24%); Iron (21%); Arsenic (19%); Chromium (16%); Cadmium (12%)						
Total HI Driving COC	Area f UCRS (Direct Route Total HI = 2.2)²						
	1.3	<0.1	<0.1	<0.1	<0.1	<0.1	<0.1
	Iron (48%); Aluminum (22%); Vanadium (20%)						
Total HI Driving COC	Area f RGA (Direct Route Total HI = 74.0)²						
	15.9	<0.1	<0.1	<0.1	<0.1	<0.1	<0.1
	TCE (65%); Cadmium (12%)						
Total HI Driving COC	Area f McNairy Formation (Direct Route Total HI = 0.2)²						
	0.1	<0.1	<0.1	<0.1 None ³	<0.1	<0.1	<0.1
Total HI Driving COC	Area g UCRS (Direct Route Total HI = 4.3)²						
	2.3	<0.1	<0.1	<0.1	<0.1	<0.1	<0.1
	Chromium (59%); Vanadium (28%)						
Total HI Driving COC	Area g RGA (Direct Route Total HI = 5.7)²						
	3.2	<0.1	0.2	<0.1	<0.1	<0.1	<0.1
	Cadmium (25%); Iron (16%); Nickel (16%); Arsenic (12%)						
Total HI Driving COC	Area g McNairy Formation (Direct Route Total HI = 0.8)²						
	0.7	<0.1	<0.1	<0.1 None ³	<0.1	<0.1	<0.1
Total HI Driving COC	Area h UCRS (Direct Route Total HI = 2.2)²						
	1.5	<0.1	0.5	<0.1	<0.1	<.01	<0.1
	Nickel (67%); Vanadium (13%); Iron (13%)						
Total HI Driving COC	Area h RGA (Direct Route Total HI = 7.2)²						
	4.3	0.1	<0.1	<0.1	<0.1	<0.1	<0.1
	Chromium (47%); Iron (28%)						

00-001(doc)/061201

5-30

Exhibit 5.14 (continued)

Parameter	Consumption of Vegetable	Consumption of Beef	Consumption of Milk	Consumption of Chicken	Consumption of Turkey	Consumption of Pork	Consumption of Eggs
Total HI Driving COC	Area h McNairy Formation (Direct Route Total HI = 0.4)²						
	<0.1	<0.1	<0.1	<0.1 None ³	<0.1	<0.1	<0.1
Total HI Driving COC	Area i UCRS (Direct Route Total HI = 15.6)²						
	8.3	0.1	0.1	<0.1	0.1	<0.1	<0.1
	Vanadium (23%); Antimony (19%); Arsenic (12%); Iron (11%);						
Total HI Driving COC	Area i RGA (Direct Route Total HI = 37.3)²						
	25.1	0.2	0.5	<0.1	<0.1	<0.1	<0.1
	Antimony (37%); Acrylonitrile (28%); Chromium (15%);						
Total HI Driving COC	Area i McNairy Formation (Direct Route Total HI = 3.1)²						
	1.5	<0.1	<0.1	<0.1	<0.1	<0.1	<0.1
	Vanadium (81%); Manganese (19%)						
Total HI Driving COC	Area j UCRS (Direct Route Total HI = NA)²						
	NA	NA	NA	NA	NA	NA	NA
Total HI Driving COC	Area j RGA (Direct Route Total HI = 8.4)²						
	4.3	<0.1	<0.1	<0.1	0.1	<0.1	<0.1
	Molybdenum (33%); Manganese (19%); Iron (17%); Arsenic (14%); Vanadium (13%)						
Total HI Driving COC	Area j McNairy Formation (Direct Route Total HI = 27.7)²						
	17.7	<0.1	0.2	<0.1	0.2	<0.1	<0.1
	Arsenic (72%); Molybdenum (21%)						
Total HI Driving COC	Area k Terrace⁴ (Direct Route Total HI = 91.2)²						
	46.6	1.5	0.2	0.3	1.4	0.1	0.1
	Iron (55%); Antimony (12%); 1,2-Dichloroethene (10%)						
Total HI Driving COC	Area l UCRS (Direct Route Total HI = 3,090)²						
	546	<0.1	0.3	<0.1	<0.1	<0.1	<.01
	TCE (84%); <i>cis</i> -1,2-Dichloroethene (11%)						
Total HI Driving COC	Area l RGA (Direct Route Total HI = 1,470)²						
	276	<0.1	<0.1	<0.1	0.1	<0.1	<0.1
	TCE (70%); <i>trans</i> -1,2-Dichloroethene (12%)						
Total HI Driving COC	Area l McNairy Formation (Direct Route Total HI = 54.0)²						
	16.9	<0.1	<0.1	<0.1	<0.1	<0.1	<0.1
	Antimony (63%); TCE (36%)						
Total HI Driving COC	Area m UCRS (Direct Route Total HI = 22.4)²						
	12.5	<0.1	0.1	<0.1	0.1	<0.1	<0.1
	Antimony (52%); Vanadium (11%)						

Exhibit 5.14 (continued)

Parameter	Consumption of Vegetable	Consumption of Beef	Consumption of Milk	Consumption of Chicken	Consumption of Turkey	Consumption of Pork	Consumption of Eggs
Total HI	Area am RGA (Direct Route Total HI = 87.3)²						
Driving COC	32.6	0.2	0.5	<0.1	<0.1	<0.1	<0.1
	Antimony (27%); TCE (24%); Acrylonitrile (22%)						
Total HI	Area m McNairy Formation (Direct Route Total HI = 16.7)²						
Driving COC	9.8	0.3	0.1	<0.1	0.3	<0.1	<0.1
	Iron (48%); Chromium (12%); Cadmium (11%)						
Total HI	Area n UCRS (Direct Route Total HI = 2,370)²						
Driving COC	423	<0.1	0.2	<0.1	0.1	<0.1	<0.1
	TCE (82%); <i>cis</i> -1,2-Dichloroethene (11%)						
Total HI	Area n RGA (Direct Route Total HI = 812)²						
Driving COC	171	0.2	0.5	<0.1	0.1	<0.1	<0.1
	TCE (54%); <i>trans</i> -1,2-Dichloroethene (14%)						
Total HI	Area n McNairy Formation (Direct Route Total HI = 38.6)²						
Driving COC	17.2	0.1	0.1	<0.1	0.1	<0.1	<0.1
	Antimony (53%); TCE (13%)						

Notes: NA indicates that there were no data for the exposure route or area.

¹ All Total HI values do not include contribution from lead as a COPC.

² Direct Route Total HI is from Exhibit 5.12.

³ No COCs because Total HI < 1.0

⁴ Area k includes water drawn from wells completed in Terrace Gravels, Eocene Sands, and Porters Creek Clay only.

RGA and Area k have a total HI that exceeds 1. Driving contaminants are similar to those for direct contact although cadmium gains in importance for some areas. Similar to the results for the direct contact exposure routes, acrylonitrile appears as a driving contaminant in Area i (RGA).

5.4.3.2 Excess lifetime cancer risk

[Exhibit 5.15](#) summarizes the ELCRs for direct contact exposure routes for the rural resident over all areas for the unfiltered data set. As shown in this exhibit, the total ELCR is greater than 1×10^{-6} for all areas except Areas a, c, f, and i for the McNairy Formation and Area j for the UCRS. Note that total ELCR is less than 1×10^{-6} for Areas a and c (McNairy Formation) and Area j (UCRS) because information was not sufficient to assess these area/depth classification combinations. As with total HI, the driving exposure route is inhalation of vapors either during household use or while showering when total ELCR is greatly in excess of 1×10^{-6} and ingestion when total ELCR is closer to this benchmark value. Also similar to results for total HI, contribution from dermal contact is minor compared to that for other exposure routes.

[Exhibit 5.16](#) summarizes the contaminants contributing more than 10% of the total ELCR for the rural resident over all areas. As shown in this exhibit, the driving contaminants for areas associated with the TCE plumes are TCE and its breakdown products. However, outside the plumes, including the UCRS and McNairy for Areas e and f, the driving contaminants are ^{222}Rn and the inorganic chemicals arsenic and beryllium. Of note is the identification of acrylonitrile as a driving contaminant in Area i (RGA).

[Exhibit 5.17](#) summarizes the ELCRs and driving contaminants for the biota consumption exposure routes for the rural resident. As shown there, all areas except Areas a, c, d, f, and i for the McNairy Formation and Areas h and j for the UCRS have total ELCRs that exceed 1×10^{-6} . Routes with ELCRs greater than 1×10^{-6} are consumption of vegetables, consumption of beef, consumption of milk, consumption of chicken, and consumption of turkey. Contaminants gaining in importance when biota consumption is considered are the radionuclides ^{99}Tc and ^{226}Ra .

5.5 RISK CHARACTERIZATION FOR FUTURE CONCENTRATIONS

Risk posed by continued migration of contaminants from sources at the PGDP were characterized using the contaminant concentrations derived from fate and transport modeling. This modeling is discussed in the Data Summary Report located in Appendix B of the GWOU FS. The results of the risk characterization are depicted in Figs. 5.1 through 5.20 (see Attachment 2). The information used to create these figures is presented in Attachment 7 of this volume.

Consistent with the fate and transport modeling, risk was characterized for four potential points of exposure. For sources to the Northwest and Northeast Plumes, these exposure points were at the security fence to the north of the industrialized area of the PGDP, at the northern property line of the PGDP, at Little Bayou Creek, and at the Ohio River. For sources to the Southwest Plume, the only exposure point modeled was at the security fence to the west of the industrialized area of the PGDP. Other exposure points were not modeled for the Southwest Plume because these points match those used for sources to the Northwest and Northeast Plume. For all exposure points, residential ELCR and systemic toxicity due to household use of contaminated groundwater drawn from the RGA were estimated.

Figures 5.1 through 5.4 depict the systemic toxicity and ELCR estimates for the fence line point of exposure for sources to the Northwest and Northeast Plumes. As shown in Fig. 5.1, total HI from the TCE dense non-aqueous phase liquid (DNAPL) (i.e., associated with releases at the C-400 Building) is equal to approximately 1,000 up to about year 1000 from present. After year 1000 from present, total HI posed by

Exhibit 5.15. Direct contact exposure route summary for the resident – excess lifetime cancer risk¹

Location	Direct ingestion of groundwater	Dermal Contact while Showering	Inhalation of Vapors while Showering	Inhalation of Vapors during Household Use	Location Total
Area a UCRS	1.7×10^{-2}	3.2×10^{-3}	3.7×10^{-3}	3.6×10^{-2}	5.9×10^{-2}
% of Total	29%	5%	6%	60%	
Area a RGA	9.2×10^{-2}	1.7×10^{-2}	1.9×10^{-2}	1.8×10^{-1}	2.9×10^{-1}
% of Total	29%	5%	6%	60%	
Area a McN	NA	NA	NA	NA	NA
% of Total	NA	NA	NA	NA	
Area b UCRS	9.8×10^{-3}	1.1×10^{-3}	2.0×10^{-3}	1.5×10^{-2}	2.7×10^{-2}
% of Total	35%	4%	7%	53%	
Area b RGA	4.2×10^{-2}	8.9×10^{-4}	2.6×10^{-3}	2.6×10^{-2}	7.0×10^{-2}
% of Total	59%	1%	4%	36%	
Area b McN	1.3×10^{-4}	2.3×10^{-5}	2.4×10^{-5}	2.6×10^{-4}	4.4×10^{-4}
% of Total	30%	5%	6%	60%	
Area c UCRS	4.7×10^{-6}	$<1 \times 10^{-6}$	6.8×10^{-6}	7.4×10^{-5}	8.6×10^{-5}
% of Total	5%	<1%	8%	86%	
Area c RGA	2.0×10^{-4}	1.7×10^{-5}	1.1×10^{-3}	1.1×10^{-3}	2.4×10^{-3}
% of Total	8%	<1%	44%	47%	
Area c McN	NA	NA	NA	NA	NA
% of Total	NA	NA	NA	NA	
Area d UCRS	1.5×10^{-3}	2.2×10^{-4}	6.2×10^{-4}	3.6×10^{-3}	6.0×10^{-3}
% of Total	26%	4%	10%	60%	
Area d RGA	3.4×10^{-4}	3.6×10^{-5}	5.3×10^{-4}	4.3×10^{-4}	1.3×10^{-3}
% of Total	25%	3%	40%	32%	
Area d McN	$<1 \times 10^{-6}$	$<1 \times 10^{-6}$	$<1 \times 10^{-6}$	$<1 \times 10^{-6}$	1.2×10^{-6}
% of Total	29%	5%	6%	60%	
Area e UCRS	9.3×10^{-5}	$<1 \times 10^{-6}$	1.1×10^{-4}	1.2×10^{-5}	2.1×10^{-4}
% of Total	43%	<1%	51%	6%	
Area e RGA	8.7×10^{-4}	1.4×10^{-4}	3.2×10^{-4}	6.4×10^{-4}	2.0×10^{-3}
% of Total	44%	7%	16%	33%	
Area e McN	1.2×10^{-3}	1.4×10^{-4}	1.8×10^{-4}	2.0×10^{-5}	1.6×10^{-3}
% of Total	78%	9%	11%	1%	
Area f UCRS	1.6×10^{-6}	$<1 \times 10^{-6}$	3.1×10^{-4}	3.4×10^{-5}	3.5×10^{-4}
% of Total	<1%	<1%	90%	10%	
Area f RGA	3.1×10^{-4}	3.2×10^{-5}	4.3×10^{-4}	8.7×10^{-4}	1.6×10^{-3}
% of Total	19%	2%	26%	53%	
Area f McN	$<1 \times 10^{-6}$	$<1 \times 10^{-6}$	$<1 \times 10^{-6}$	$<1 \times 10^{-6}$	$<1 \times 10^{-6}$
% of Total	NA	NA	NA	NA	
Area g UCRS	1.0×10^{-5}	$<1 \times 10^{-6}$	4.0×10^{-4}	4.3×10^{-5}	4.6×10^{-4}
% of Total	2%	<1%	88%	9%	
Area g RGA	7.7×10^{-5}	$<1 \times 10^{-6}$	4.2×10^{-4}	4.5×10^{-5}	5.4×10^{-4}
% of Total	14%	<1%	77%	8%	
Area g McN	8.1×10^{-5}	$<1 \times 10^{-6}$	$<1 \times 10^{-6}$	$<1 \times 10^{-6}$	8.2×10^{-5}
% of Total	100%	<1%	<1%	<1%	
Area h UCRS	$<1 \times 10^{-6}$	$<1 \times 10^{-6}$	1.8×10^{-4}	1.9×10^{-5}	2.0×10^{-4}
% of Total	<1%	<1%	90%	10%	
Area h RGA	8.0×10^{-5}	$<1 \times 10^{-6}$	2.2×10^{-4}	2.4×10^{-5}	3.3×10^{-4}
% of Total	25%	<1%	68%	7%	

Exhibit 5.15 (continued)

Location	Direct ingestion of groundwater	Dermal Contact while Showering	Inhalation of Vapors while Showering	Inhalation of Vapors during Household Use	Location Total
Area h McN	7.6×10^{-6}	$<1 \times 10^{-6}$	1.7×10^{-4}	1.8×10^{-5}	2.0×10^{-4}
% of Total	4%	<1%	87%	9%	
Area i UCRS	2.1×10^{-4}	1.1×10^{-6}	3.1×10^{-4}	5.7×10^{-5}	5.8×10^{-4}
% of Total	36%	<1%	54%	10%	
Area i RGA	8.9×10^{-4}	1.2×10^{-4}	4.0×10^{-4}	2.6×10^{-4}	1.7×10^{-3}
% of Total	54%	7%	24%	15%	
Area i McN	$<1 \times 10^{-6}$	$<1 \times 10^{-6}$	$<1 \times 10^{-6}$	$<1 \times 10^{-6}$	$<1 \times 10^{-6}$
% of Total	NA	NA	NA	NA	
Area j UCRS	NA	NA	NA	NA	NA
% of Total	NA	NA	NA	NA	
Area j RGA	1.2×10^{-4}	$<1 \times 10^{-6}$	$<1 \times 10^{-6}$	$<1 \times 10^{-6}$	1.2×10^{-4}
% of Total	100%	<1%	<1%	<1%	
Area j McN	2.4×10^{-3}	1.0×10^{-5}	$<1 \times 10^{-6}$	$<1 \times 10^{-6}$	2.4×10^{-3}
% of Total	100%	<1%	<1%	<1%	
Area k Terrace ²	1.4×10^{-3}	9.6×10^{-5}	8.4×10^{-4}	2.7×10^{-3}	5.1×10^{-3}
% of Total	28%	2%	16%	54%	
Area l UCRS	1.7×10^{-1}	3.6×10^{-3}	1.4×10^{-2}	1.3×10^{-1}	2.9×10^{-1}
% of Total	54%	1%	4%	41%	
Area l RGA	1.6×10^{-1}	2.9×10^{-3}	1.1×10^{-2}	1.1×10^{-1}	2.6×10^{-1}
% of Total	57%	<1%	4%	38%	
Area l McN	9.6×10^{-5}	1.7×10^{-5}	1.8×10^{-5}	1.9×10^{-4}	3.3×10^{-4}
% of Total	30%	5%	6%	60%	
Area m UCRS	1.4×10^{-4}	$<1 \times 10^{-6}$	2.3×10^{-4}	9.6×10^{-5}	4.7×10^{-4}
% of Total	30%	<1%	49%	21%	
Area m RGA	1.2×10^{-3}	1.3×10^{-4}	5.0×10^{-4}	2.3×10^{-3}	4.1×10^{-3}
% of Total	29%	3%	12%	56%	
Area m McN	7.2×10^{-4}	9.5×10^{-5}	1.6×10^{-4}	1.8×10^{-5}	9.9×10^{-4}
% of Total	73%	10%	16%	2%	
Area n UCRS	1.7×10^{-1}	3.3×10^{-3}	1.3×10^{-2}	1.3×10^{-1}	2.9×10^{-1}
% of Total	55%	<1%	4%	40%	
Area n RGA	6.5×10^{-2}	1.4×10^{-3}	4.7×10^{-3}	4.7×10^{-2}	1.1×10^{-1}
% of Total	55%	1%	4%	40%	
Area n McN	7.3×10^{-4}	1.0×10^{-4}	1.3×10^{-4}	8.6×10^{-5}	1.1×10^{-3}
% of Total	70%	10%	12%	8%	

Notes: NA indicates that there were no data for the pathway or area.

Values for ELCR greater than 1×10^{-2} fall outside the calculation bounds in EPA 1989a and are approximate values.

¹ Current convention is to use one significant digit for presentation of ELCRs. Two significant digits are used here when to enable the reader to match the numbers reported in the exhibit with those in its associated risk characterization table. Additionally, use of two significant digits allows the reader to sum the route values and check the location total.

² Area k includes water drawn from wells completed in Terrace Gravels, Eocene Sands, and Porter's Creek Clay only.

Exhibit 5.16. Driving contaminants' summary for direct contact exposure routes for the resident scenario – excess lifetime cancer risk

Location	Driving Contaminants Over Direct Contact Exposure Routes	Location Total
Area a UCRS	TCE (99%)	5.9×10^{-2}
Area a RGA	TCE (99%)	2.9×10^{-1}
Area a McN	NA	NA
Area b UCRS	TCE (74%); Vinyl chloride (20%)	2.7×10^{-2}
Area b RGA	Vinyl chloride (94%)	7.0×10^{-2}
Area b McN	TCE (99%)	4.4×10^{-4}
Area c UCRS	Chloroform (92%)	8.6×10^{-5}
Area c RGA	^{222}Rn (44%); 1,1-DCE (41%); TCE (13%)	2.4×10^{-3}
Area c McN	NA	NA
Area d UCRS	TCE (61%); 1,1-DCE (27%)	6.0×10^{-3}
Area d RGA	TCE (46%); ^{222}Rn (41%)	1.3×10^{-3}
Area d McN	TCE (100%)	1.2×10^{-6}
Area e UCRS	^{222}Rn (56%); Arsenic (43%)	2.1×10^{-4}
Area e RGA	TCE (52%); Beryllium (29%); ^{222}Rn (15%)	2.0×10^{-3}
Area e McN	Beryllium (61%); Arsenic (26%); ^{222}Rn (13%)	1.6×10^{-3}
Area f UCRS	^{222}Rn (99%)	3.5×10^{-4}
Area f RGA	1,1-DCE (37%); TCE (34%); ^{222}Rn (24%)	1.6×10^{-3}
Area f McN	ELCR $< 1 \times 10^{-6}$	$< 1 \times 10^{-6}$
Area g UCRS	^{222}Rn (98%)	4.6×10^{-4}
Area g RGA	^{222}Rn (86%); Arsenic (13%)	5.4×10^{-4}
Area g McN	Arsenic (87%)	8.2×10^{-5}
Area h UCRS	^{222}Rn (100%)	2.0×10^{-4}
Area h RGA	^{222}Rn (75%); Arsenic (24%)	3.3×10^{-4}
Area h McN	^{222}Rn (96%)	2.0×10^{-4}
Area i UCRS	^{222}Rn (60%); Arsenic (33%)	5.8×10^{-4}
Area i RGA	Beryllium (46%); ^{222}Rn (25%); Acrylonitrile (18%)	1.7×10^{-3}
Area i McN	ELCR $< 1 \times 10^{-6}$	$< 1 \times 10^{-6}$
Area j UCRS	NA	NA
Area j RGA	Arsenic (100%)	1.2×10^{-4}
Area j McN	Arsenic (100%)	2.4×10^{-3}
Area k Terrace ¹	1,1-DCE (56%); Vinyl chloride (18%); ^{222}Rn (13%); Beryllium (11%)	5.1×10^{-3}
Area l UCRS	Vinyl chloride (87%)	2.9×10^{-1}
Area l RGA	Vinyl chloride (93%)	2.6×10^{-1}
Area l McN	TCE (99%)	3.3×10^{-4}
Area m UCRS	^{222}Rn (53%); Arsenic (25%); Chloroform (15%)	4.7×10^{-4}
Area m RGA	1,1-DCE (53%); Beryllium (17%); TCE (10%)	4.1×10^{-3}
Area m McN	Beryllium (65%); ^{222}Rn (18%); Arsenic (16%)	9.9×10^{-4}
Area n UCRS	Vinyl chloride (88%)	2.9×10^{-1}
Area n RGA	Vinyl chloride (87%)	1.1×10^{-1}
Area n McN	Beryllium (62%); Arsenic (13%); ^{222}Rn (13%); TCE (12%)	1.1×10^{-3}

Notes NA indicates that there were no data for that route or area.

ELCR $< 1 \times 10^{-6}$ indicates that total ELCR is less than 1×10^{-6} ; therefore, COCs are not listed.

COCs contributing more than 10% of total ELCR are listed. Percentages rounded to nearest whole number.

Values for ELCR greater than 1×10^{-2} fall outside the calculation bounds in EPA 1989a and are approximate values.

¹ Area k includes water drawn from wells completed in Terrace Gravels, Eocene Sands, and Porter's Creek Clay only.

Exhibit 5.17. Biota exposure route summary for the resident – excess lifetime cancer risk¹

Parameter	Consumption of Vegetable	Consumption of Beef	Consumption of Milk	Consumption of Chicken	Consumption of Turkey	Consumption of Pork	Consumption of Eggs
Total ELCR Driving COC	Area a UCRS (Direct Route Total ELCR = 5.9×10^{-2})²						
	1.9×10^{-2}	$<1 \times 10^{-6}$	$<1 \times 10^{-6}$	$<1 \times 10^{-6}$ TCE (95%)	$<1 \times 10^{-6}$	$<1 \times 10^{-6}$	$<1 \times 10^{-6}$
Total ELCR Driving COC	Area a RGA (Direct Route Total ELCR = 2.9×10^{-1})²						
	1.0×10^{-1}	2.7×10^{-6}	3.5×10^{-6}	$<1 \times 10^{-6}$ TCE (91%)	3.3×10^{-6}	$<1 \times 10^{-6}$	$<1 \times 10^{-6}$
Total ELCR Driving COC	Area a McNairy Formation (Direct Route Total ELCR = NA)²						
	NA	NA	NA	NA NA	NA	NA	NA
Total ELCR Driving COC	Area b UCRS (Direct Route Total ELCR = 2.7×10^{-2})²						
	1.7×10^{-2}	2.2×10^{-6}	$<1 \times 10^{-6}$	$<1 \times 10^{-6}$ Vinyl chloride (46%); TCE (37%); ⁹⁹ Tc (15%)	2.0×10^{-6}	$<1 \times 10^{-6}$	$<1 \times 10^{-6}$
Total ELCR Driving COC	Area b RGA (Direct Route Total ELCR = 7.0×10^{-2})²						
	9.9×10^{-2}	1.3×10^{-5}	1.4×10^{-5}	$<1 \times 10^{-6}$ Vinyl chloride (94%)	2.1×10^{-6}	$<1 \times 10^{-6}$	$<1 \times 10^{-6}$
Total ELCR Driving COC	Area b McNairy Formation (Direct Route Total ELCR = 4.4×10^{-4})²						
	1.5×10^{-3}	$<1 \times 10^{-6}$	$<1 \times 10^{-6}$	$<1 \times 10^{-6}$ ⁹⁹ Tc (91%)	$<1 \times 10^{-6}$	$<1 \times 10^{-6}$	$<1 \times 10^{-6}$
Total ELCR Driving COC	Area c UCRS (Direct Route Total ELCR = 8.6×10^{-5})²						
	6.5×10^{-4}	$<1 \times 10^{-6}$	$<1 \times 10^{-6}$	$<1 \times 10^{-6}$ ⁹⁹ Tc (100%)	$<1 \times 10^{-6}$	$<1 \times 10^{-6}$	$<1 \times 10^{-6}$
Total ELCR Driving COC	Area c RGA (Direct Route Total ELCR = 2.4×10^{-3})²						
	2.8×10^{-3}	$<1 \times 10^{-6}$	$<1 \times 10^{-6}$	$<1 \times 10^{-6}$ ⁹⁹ Tc (90%)	$<1 \times 10^{-6}$	$<1 \times 10^{-6}$	$<1 \times 10^{-6}$
Total ELCR Driving COC	Area c McNairy Formation (Direct Route Total ELCR = NA)²						
	NA	NA	NA	NA NA	NA	NA	NA
Total ELCR Driving COC	Area d UCRS (Direct Route Total ELCR = 6.0×10^{-3})²						
	2.9×10^{-3}	1.1×10^{-6}	$<1 \times 10^{-6}$	$<1 \times 10^{-6}$ ⁹⁹ Tc (46%); TCE (38%)	1.8×10^{-6}	$<1 \times 10^{-6}$	$<1 \times 10^{-6}$
Total ELCR Driving COC	Area d RGA (Direct Route Total ELCR = 1.3×10^{-3})²						
	5.2×10^{-4}	2.2×10^{-6}	1.6×10^{-6}	1.3×10^{-6} ⁹⁹ Tc (43%); TCE (35%); Arsenic (12%)	5.4×10^{-6}	$<1 \times 10^{-6}$	$<1 \times 10^{-6}$

Exhibit 5.17 (continued)

Parameter	Consumption of Vegetable	Consumption of Beef	Consumption of Milk	Consumption of Chicken	Consumption of Turkey	Consumption of Pork	Consumption of Eggs
Total ELCR Driving COC	Area d McNairy Formation (Direct Route Total ELCR = 1.2×10^{-6})²						
	$<1 \times 10^{-6}$	$<1 \times 10^{-6}$	$<1 \times 10^{-6}$	$<1 \times 10^{-6}$ None ³	$<1 \times 10^{-6}$	$<1 \times 10^{-6}$	$<1 \times 10^{-6}$
Total ELCR Driving COC	Area e UCRS (Direct Route Total ELCR = 2.1×10^{-4})²						
	5.4×10^{-5}	$<1 \times 10^{-6}$	$<1 \times 10^{-6}$	$<1 \times 10^{-6}$ Arsenic (99%)	$<1 \times 10^{-6}$	$<1 \times 10^{-6}$	$<1 \times 10^{-6}$
Total ELCR Driving COC	Area e RGA (Direct Route Total ELCR = 2.0×10^{-3})²						
	5.7×10^{-3}	1.2×10^{-6}	$<1 \times 10^{-6}$	$<1 \times 10^{-6}$ ⁹⁹ Tc (89%)	$<1 \times 10^{-6}$	$<1 \times 10^{-6}$	$<1 \times 10^{-6}$
Total ELCR Driving COC	Area e McNairy Formation (Direct Route Total ELCR = 1.6×10^{-3})²						
	8.0×10^{-4}	3.2×10^{-6}	$<1 \times 10^{-6}$	$<1 \times 10^{-6}$ Beryllium (59%); Arsenic (30%); ⁹⁹ Tc (11%)	$<1 \times 10^{-6}$	$<1 \times 10^{-6}$	$<1 \times 10^{-6}$
Total ELCR Driving COC	Area f UCRS (Direct Route Total ELCR = 3.5×10^{-4})²						
	4.0×10^{-4}	$<1 \times 10^{-6}$	$<1 \times 10^{-6}$	$<1 \times 10^{-6}$ ⁹⁹ Tc (100%)	$<1 \times 10^{-6}$	$<1 \times 10^{-6}$	$<1 \times 10^{-6}$
Total ELCR Driving COC	Area f RGA (Direct Route Total ELCR = 1.6×10^{-3})²						
	4.5×10^{-4}	$<1 \times 10^{-6}$	$<1 \times 10^{-6}$	$<1 \times 10^{-6}$ TCE (37%); ⁹⁹ Tc (29%); 1,1-Dichloroethene (23%)	$<1 \times 10^{-6}$	$<1 \times 10^{-6}$	$<1 \times 10^{-6}$
Total ELCR Driving COC	Area f McNairy Formation (Direct Route Total ELCR = $<1 \times 10^{-6}$)²						
	$<1 \times 10^{-6}$	$<1 \times 10^{-6}$	$<1 \times 10^{-6}$	$<1 \times 10^{-6}$ None ³	$<1 \times 10^{-6}$	$<1 \times 10^{-6}$	$<1 \times 10^{-6}$
Total ELCR Driving COC	Area g UCRS (Direct Route Total ELCR = 4.6×10^{-4})²						
	2.8×10^{-4}	$<1 \times 10^{-6}$	$<1 \times 10^{-6}$	$<1 \times 10^{-6}$ ⁹⁹ Tc (98%)	$<1 \times 10^{-6}$	$<1 \times 10^{-6}$	$<1 \times 10^{-6}$
Total ELCR Driving COC	Area g RGA (Direct Route Total ELCR = 5.4×10^{-4})²						
	3.0×10^{-4}	$<1 \times 10^{-6}$	$<1 \times 10^{-6}$	$<1 \times 10^{-6}$ ⁹⁹ Tc (85%); Arsenic (14%)	$<1 \times 10^{-6}$	$<1 \times 10^{-6}$	$<1 \times 10^{-6}$
Total ELCR Driving COC	Area g McNairy Formation (Direct Route Total ELCR = 8.2×10^{-5})²						
	4.7×10^{-5}	$<1 \times 10^{-6}$	$<1 \times 10^{-6}$	$<1 \times 10^{-6}$ Arsenic (87%)	$<1 \times 10^{-6}$	$<1 \times 10^{-6}$	$<1 \times 10^{-6}$
Total ELCR Driving COC	Area h UCRS (Direct Route Total ELCR = 2.0×10^{-4})²						
	$<1 \times 10^{-6}$	$<1 \times 10^{-6}$	$<1 \times 10^{-6}$	$<1 \times 10^{-6}$ None ³	$<1 \times 10^{-6}$	$<1 \times 10^{-6}$	$<1 \times 10^{-6}$

Exhibit 5.17 (continued)

Parameter	Consumption of Vegetable	Consumption of Beef	Consumption of Milk	Consumption of Chicken	Consumption of Turkey	Consumption of Pork	Consumption of Eggs
Total ELCR Driving COC	Area h RGA (Direct Route Total ELCR = 3.3×10^{-4})²						
	2.5×10^{-4}	$<1 \times 10^{-6}$	$<1 \times 10^{-6}$	$<1 \times 10^{-6}$	$<1 \times 10^{-6}$	$<1 \times 10^{-6}$	$<1 \times 10^{-6}$
	⁹⁹ Tc (82%); Arsenic (18%)						
Total ELCR Driving COC	Area h McNairy Formation (Direct Route Total ELCR = 2.0×10^{-4})²						
	4.2×10^{-6}	$<1 \times 10^{-6}$	$<1 \times 10^{-6}$	$<1 \times 10^{-6}$	$<1 \times 10^{-6}$	$<1 \times 10^{-6}$	$<1 \times 10^{-6}$
	²²⁶ Ra (88%); ²³⁰ Th (12%)						
Total ELCR Driving COC	Area i UCRS (Direct Route Total ELCR = 5.8×10^{-4})²						
	4.5×10^{-4}	$<1 \times 10^{-6}$	$<1 \times 10^{-6}$	$<1 \times 10^{-6}$	$<1 \times 10^{-6}$	$<1 \times 10^{-6}$	$<1 \times 10^{-6}$
	⁹⁹ Tc (72%); Arsenic (24%)						
Total ELCR Driving COC	Area i RGA (Direct Route Total ELCR = 1.7×10^{-3})²						
	2.1×10^{-3}	2.6×10^{-6}	2.3×10^{-6}	$<1 \times 10^{-6}$	$<1 \times 10^{-6}$	$<1 \times 10^{-6}$	$<1 \times 10^{-6}$
	Acrylonitrile (45%); ⁹⁹ Tc (30%); Beryllium (18%)						
Total ELCR Driving COC	Area i McNairy Formation (Direct Route Total ELCR $< 1 \times 10^{-6}$)²						
	$<1 \times 10^{-6}$	$<1 \times 10^{-6}$	$<1 \times 10^{-6}$	$<1 \times 10^{-6}$	$<1 \times 10^{-6}$	$<1 \times 10^{-6}$	$<1 \times 10^{-6}$
	None ³						
Total ELCR Driving COC	Area j UCRS (Direct Route Total ELCR = NA)²						
	NA	NA	NA	NA	NA	NA	NA
	NA						
Total ELCR Driving COC	Area j RGA (Direct Route Total ELCR = 1.2×10^{-4})²						
	7.1×10^{-5}	$<1 \times 10^{-6}$	$<1 \times 10^{-6}$	$<1 \times 10^{-6}$	$<1 \times 10^{-6}$	$<1 \times 10^{-6}$	$<1 \times 10^{-6}$
	Arsenic (100%)						
Total ELCR Driving COC	Area j McNairy Formation (Direct Route Total ELCR = 2.4×10^{-3})²						
	1.4×10^{-3}	9.3×10^{-6}	2.0×10^{-6}	$<1 \times 10^{-6}$	$<1 \times 10^{-6}$	$<1 \times 10^{-6}$	$<1 \times 10^{-6}$
	Arsenic (100%)						
Total ELCR Driving COC	Area k Terrace⁴ (Direct Route Total ELCR = 5.1×10^{-3})²						
	2.3×10^{-3}	1.8×10^{-6}	$<1 \times 10^{-6}$	$<1 \times 10^{-6}$	$<1 \times 10^{-6}$	$<1 \times 10^{-6}$	$<1 \times 10^{-6}$
	Vinyl chloride (58%); 1,1-Dichloroethene (22%); Beryllium (12%)						
Total ELCR Driving COC	Area l UCRS (Direct Route Total ELCR = 2.9×10^{-1})²						
	3.6×10^{-1}	2.6×10^{-6}	1.4×10^{-6}	$<1 \times 10^{-6}$	$<1 \times 10^{-6}$	$<1 \times 10^{-6}$	$<1 \times 10^{-6}$
	Vinyl chloride (97%)						
Total ELCR Driving COC	Area l RGA (Direct Route Total ELCR = 2.6×10^{-1})²						
	3.3×10^{-1}	1.1×10^{-5}	1.1×10^{-5}	1.6×10^{-6}	6.5×10^{-6}	$<1 \times 10^{-6}$	$<1 \times 10^{-6}$
	Vinyl chloride (98%)						

Exhibit 5.17 (continued)

Parameter	Consumption of Vegetable	Consumption of Beef	Consumption of Milk	Consumption of Chicken	Consumption of Turkey	Consumption of Pork	Consumption of Eggs
Total ELCR Driving COC	Area l McNairy Formation (Direct Route Total ELCR = 3.3×10^{-4})²						
	1.1×10^{-3}	$<1 \times 10^{-6}$	$<1 \times 10^{-6}$	$<1 \times 10^{-6}$ ⁹⁹ Tc (92%)	$<1 \times 10^{-6}$	$<1 \times 10^{-6}$	$<1 \times 10^{-6}$
Total ELCR Driving COC	Area m UCRS (Direct Route Total ELCR = 4.7×10^{-4})²						
	3.5×10^{-4}	$<1 \times 10^{-6}$	$<1 \times 10^{-6}$	$<1 \times 10^{-6}$ ⁹⁹ Tc (72%); Arsenic (20%)	$<1 \times 10^{-6}$	$<1 \times 10^{-6}$	$<1 \times 10^{-6}$
Total ELCR Driving COC	Area m RGA (Direct Route Total ELCR = 4.1×10^{-3})²						
	3.3×10^{-3}	2.5×10^{-6}	2.3×10^{-6}	$<1 \times 10^{-6}$ ⁹⁹ Tc (42%); Acylonitrile (28%); 1,1-Dichloroethene (11%)	$<1 \times 10^{-6}$	$<1 \times 10^{-6}$	$<1 \times 10^{-6}$
Total ELCR Driving COC	Area m McNairy Formation (Direct Route Total ELCR = 9.9×10^{-4})²						
	4.9×10^{-4}	1.8×10^{-6}	$<1 \times 10^{-6}$	$<1 \times 10^{-6}$ Beryllium (64%); Arsenic (19%); ⁹⁹ Tc (17%)	$<1 \times 10^{-6}$	$<1 \times 10^{-6}$	$<1 \times 10^{-6}$
Total ELCR Driving COC	Area n UCRS (Direct Route Total ELCR = 2.9×10^{-1})²						
	3.6×10^{-1}	2.4×10^{-6}	1.4×10^{-6}	$<1 \times 10^{-6}$ Vinyl chloride (97%)	1.0×10^{-6}	$<1 \times 10^{-6}$	$<1 \times 10^{-6}$
Total ELCR Driving COC	Area n RGA (Direct Route Total ELCR = 1.1×10^{-1})²						
	1.5×10^{-1}	9.0×10^{-6}	9.8×10^{-6}	1.6×10^{-6} Vinyl chloride (96%)	6.5×10^{-6}	$<1 \times 10^{-6}$	$<1 \times 10^{-6}$
Total ELCR Driving COC	Area n McNairy Formation (Direct Route Total ELCR = 1.1×10^{-3})²						
	8.6×10^{-4}	1.7×10^{-6}	$<1 \times 10^{-6}$	$<1 \times 10^{-6}$ ⁹⁹ Tc (49%); Beryllium (37%)	$<1 \times 10^{-6}$	$<1 \times 10^{-6}$	$<1 \times 10^{-6}$

Notes: NA indicates that there were no data for the exposure route or area.

¹ Total ELCR values greater than 1×10^{-2} fall outside the calculation bounds in EPA 1989a and are estimated values.

² Direct Route Total ELCR is from Exhibit 5.15.

³ No COCs because Total ELCR $< 1 \times 10^{-6}$

⁴ Area k includes water drawn from wells completed in Terrace Gravels, Eocene Sands, and Porters Creek Clay only.

contributions from the TCE DNAPL falls, but remains above, 1 until about year 7000 from present. Figure 5.1 also shows that total HI from source areas is less than that from the TCE DNAPL at all times, except for a period from year 80 to 140 (peak total HI from source areas = 5,960) and for times after year 2600 (peak total HI = 1,720). Finally, Fig. 5.2 shows that TCE from source areas is the dominant contaminant during the first period when total HI from source areas exceeds that from TCE DNAPL and that chromium is the dominant contaminant in the second period. Figure 5.3 shows that total ELCR from the use of groundwater contaminated by contributions from the TCE DNAPL is near 1×10^{-2} up to about year 1000 from present. After year 1000 from present, total ELCR posed by contributions from TCE DNAPL falls, but remains above, 1×10^{-4} until about year 7000 from present. Total ELCR from the TCE DNAPL source finally falls below 1×10^{-6} about year 7200 from present. Figure 5.3 also shows that total ELCR from source areas is less than that from TCE DNAPL at all times except for a period from year 80 to 140 (peak total ELCR = 8×10^{-2}) and for times after year 4700 (peak total ELCR = 2×10^{-4}) when total ELCR from sources is similar to that from TCE DNAPL. Figure 5.4 shows that TCE and Tc-99 from source areas are the dominant contaminants during the first period when total ELCR from source areas exceeds that from TCE DNAPL and that the uranium isotopes are the dominant contaminants during the second period.

Figures 5.17 through 5.20 depict the systemic toxicity and ELCR estimates for the fence line point of exposure for sources to the Southwest Plume. As shown in Fig. 5.17, total HI from source areas peaks at 1,865 at 110 years from present. Smaller peaks in HI occur at years 20 and 4100 from present. The contaminants driving these peak HIs are TCE; 1,2-DCE; and copper, respectively (Fig. 5.18). Total ELCR from source areas also has three peaks (Fig. 5.19). The years of peak and the total ELCRs at those years are 110 and 2×10^{-2} , 530 and 2×10^{-3} , and 4900 and 2×10^{-2} , respectively. Contaminants driving the total ELCR at these peaks are TCE; 1,1-DCE; and vinyl chloride at the first peak, ^{237}Np at the second peak, and uranium isotopes at the third peak. Technetium-99 also contributes to the first peak, but its relative contribution to total ELCR is markedly less than that from other contaminants.

Figures 5.5 through 5.8 depict the systemic toxicity and ELCR estimates for the property boundary point of exposure for sources to the Northwest and Northeast Plumes. As shown there, results for this point of exposure are similar to those for the fence line point of exposure for sources to these plumes, except that the peak values are lower. For example, as shown in Figs. 5.5 and 5.7, the peak HI and ELCR from TCE DNAPL are approximately 600 and 5×10^{-3} , respectively, for the property boundary point of exposure versus approximately 1,000 and 1×10^{-2} , respectively, for the fence line point of exposure. These results are expected because the modeled distance between the fence line and property boundary points of exposure is only 2,000 ft. (Note that a separate model was not run for this point of exposure for sources to the Southwest Plume because groundwater flow from these sources matches those for the sources to the Northwest and Northeast.)

Figures 5.9 through 5.12 depict the systemic toxicity and ELCR estimates for the Little Bayou Creek point of exposure for sources to the Northwest Plume. (Sources to the Northeast Plume do not contribute to this point of exposure.) These results are similar to those described for the fence line and property boundary points of exposure except risk from contributions from the TCE DNAPL are markedly reduced (peak value HI and ELCR at Little Bayou Creek = 3 and 3×10^{-5} , respectively). However, the first peak from other source areas is still very high and exceeds the HI and ELCR values for the TCE DNAPL from 110 to 210 years from present. This peak, which is primarily due to TCE releases from the source areas, reaches a HI of approximately 2,000 and an ELCR of approximately 1×10^{-2} .

Figures 5.13 through 5.16 depict the systemic toxicity and ELCR estimates for the Ohio River point of exposure for sources to the Northwest and Northeast Plumes. These results are different from those for the other three exposure points because contribution from TCE DNAPL is not significant (i.e., less than

HI = 0.1 and ELCR = 1×10^{-8}) and does not appear on the figures. However, contributions from source areas show patterns that are similar to those described earlier with peak HIs and ELCRs approximately equal to those discussed earlier and with the same contaminant, TCE, being primarily responsible for the size of the earlier peak.

5.6 RISK CHARACTERIZATION FOR LEAD

Unlike the other analytes included in this risk assessment, the risks from exposure to lead were estimated using a biokinetic model and through a comparison of detected concentrations to KDEP and EPA screening values in addition to characterization using an RfD. This procedure was followed to address the uncertainty in the provisional reference dose provided by KDEP, to meet the requirements of the Region 4 EPA in their guidance, and to be consistent with agreements in the Methods Document.

The model used to estimate the importance of lead was EPA's Integrated Exposure Uptake Biokinetic Model for Lead. The complete results of the modeling are in Attachment 5 of this volume. The results of this model indicate that the following area/depth classification combinations have lead concentrations that could lead to unacceptable blood lead concentrations in children.

McNairy Formation: None

RGA: Areas b, d, g, l, m, and n

UCRS: Areas a, d, i, k, l, m, and n

The KDEP and EPA screening values used in comparisons are those used in previous assessments at the PGDP. The KDEP value is 4 µg/L for water. The EPA value is 15 µg/L for water. [Exhibit 5.18](#) presents the comparison between the exposure, minimum detected, and maximum detected concentrations of lead and the screening value, by area, for the unfiltered data. Note that the value used to determine if the screening value is exceeded is the exposure concentration and that the unfiltered background concentrations for the RGA and McNairy Formation are also provided. This exhibit shows that the lead concentrations in groundwater drawn from the RGA and McNairy Formation exceed the screening values from both regulatory agencies.

As shown in [Exhibit 5.18](#), the screening values are exceeded in the following areas:

McNairy Formation: None

RGA: Areas b, d, g, l, m, and n

UCRS: Areas a, d, i, l, m, and n

In addition, the exposure concentration for lead in Area k also exceeds the screening values.

However, [Exhibit 5.18](#) also shows that, in general, lead was infrequently detected even in those areas where the screening values were exceeded and that, for the RGA, the exposure concentration is less than the background concentration in all cases. These results indicate that the apparent unacceptable concentrations are most likely an artifact of the data sets and their summarization.

5.7 IDENTIFICATION OF LAND USE SCENARIOS, PATHWAYS, AND CONTAMINANTS OF CONCERN FOR AREAS

This subsection identifies the land use scenarios of concern, pathways of concern (POCs), and contaminants of concern (COCs) for each area for the assessment of the unfiltered data set. This subsection

**Exhibit 5.18. Comparison of representative concentrations¹ of lead (µg/L)
against regulatory values for the unfiltered data by area**

Location	Frequency of Detection	Exposure Concentration	Minimum Detected Concentration	Maximum Detected Concentration	KDEP Screening Value	Exceed?	EPA Screening Value	Exceed?
UCRS								
Area a	2/4	69	3.69	69.0	4	Yes	15	Yes
Area b	1/150	1.8	1.80	1.80	4	No	15	No
Area c	0/0	NA	ND	ND	4	No	15	No
Area d	7/39	35	3.30	1,380	4	Yes	15	Yes
Area e	0/4	NA	ND	ND	4	No	15	No
Area f	0/1	NA	ND	ND	4	No	15	No
Area g	0/7	NA	ND	ND	4	No	15	No
Area h	0/1	NA	ND	ND	4	No	15	No
Area i	5/37	57	57.0	235	4	Yes	15	Yes
Area j	0/0	NA	ND	ND	4	No	15	No
Area k (Terrace ²)	14/72	153	1.60	1,780	4	Yes	15	Yes
Area l	10/93	47	1.80	1,380	4	Yes	15	Yes
Area m	5/50	51	57.0	235	4	Yes	15	Yes
Area n	15/243	48	1.80	1,380	4	Yes	15	Yes
RGA								
Background ³		129			4	Yes	15	Yes
Area a	0/9	NA	ND	ND	4	No	15	No
Area b	8/370	41	5.00	432	4	Yes	15	Yes
Area c	0/23	NA	ND	ND	4	No	15	No
Area d	13/88	67	2.40	250	4	Yes	15	Yes
Area e	1/69	NA	60.0	60.0	4	No	15	No
Area f	0/46	NA	ND	ND	4	No	15	No
Area g	4/25	67	51.0	129	4	Yes	15	Yes
Area h	0/3	NA	ND	ND	4	No	15	No
Area i	8/445	NA	4.0	126	4	No	15	No
Area j	0/0	NA	ND	ND	4	No	15	No
Area l	21/490	50	2.40	432	4	Yes	15	Yes
Area m	13/588	51	4.00	129	4	Yes	15	Yes
Area n	34/1078	49	2.40	432	4	Yes	15	Yes
McNairy Formation								
Background ^c		50			4	Yes	15	Yes
Area a	0/0	NA	ND	ND	4	No	15	No
Area b	0/5	NA	ND	ND	4	No	15	No
Area c	0/0	NA	ND	ND	4	No	15	No
Area d	0/11	NA	ND	ND	4	No	15	No
Area e	0/6	NA	ND	ND	4	No	15	No
Area f	0/2	NA	ND	ND	4	No	15	No
Area g	0/7	NA	ND	ND	4	No	15	No
Area h	0/8	NA	ND	ND	4	No	15	No
Area i	0/1	NA	ND	ND	4	No	15	No
Area j	0/0	NA	ND	ND	4	No	15	No
Area l	0/16	NA	ND	ND	4	No	15	No
Area m	0/24	NA	ND	ND	4	No	15	No
Area n	0/40	NA	ND	ND	4	No	15	No

Notes: NA indicates that lead is not a COPC for the area. Therefore, a representative concentration is not available.
 ND indicates that lead was not detected in any sample. Check the frequency of detection column to determine if analyses for lead were performed on any samples.

¹ The representative concentration or the representative exposure concentration is the lesser of the maximum detected concentration and the upper 95% confidence level on the mean concentration.

² Area k includes water drawn from wells completed in Terrace Gravels, Eocene Sands, and Porters Creek Clay.

³ Background values are for total or unfiltered samples and are from App. D of the GWOU FS Report.

evaluates all land use scenarios and identifies those land use scenarios, contaminants, and pathways that should be considered when choosing appropriate remedial actions. Sect. 8 presents remedial goal options for each location and land use combination using the information compiled here.

To determine land use scenarios of concern, risk characterization results for total systemic toxicity (total HI) and total risk (total ELCR) for each land use scenario at each area are compared to benchmarks of 1 and 1×10^{-6} for HI and ELCR, respectively. Land use scenarios with total HIs exceeding the benchmark of 1 are deemed land use scenarios of concern for systemic toxicity. Land use scenarios with total ELCR exceeding the benchmark of 1×10^{-6} are deemed land use scenarios of concern for ELCR. To determine COCs, the chemical-specific HI and ELCR contributed by each COPC over all pathways within a land use scenario of concern are compared to benchmarks of 0.1 and 1×10^{-6} for chemical-specific HI and ELCR, respectively. COPCs with chemical-specific HIs or ELCRs that exceed these benchmarks are deemed COCs for that land use scenario of concern. To determine POCs, the exposure route HI and ELCR over all COPCs within the land use scenarios of concern are compared to benchmarks of 0.1 and 1×10^{-6} for exposure route HI and ELCR, respectively. Exposure routes with HIs and ELCRs that exceed these benchmarks are deemed POCs for that land use scenario of concern. Note that media of concern are not selected in this assessment because only one media was included in the BHHRA.

5.7.1 Land Use Scenarios of Concern

As noted previously, if the total HI or total risk for a land use scenario exceeds 1 or 1×10^{-6} , respectively, then that land use scenario is a land use scenario of concern for the area. [Exhibit 5.19](#) presents the land uses of concern for each location. Note that the results presented do not include contributions from lead as a COPC.

As shown in [Exhibit 5.19](#), not all area/depth classifications have land use scenarios of concern for both systemic toxicity and ELCR. However, all land uses assessed in the RGA for systemic toxicity and ELCR are of concern across all areas. The McNairy Formation had more areas than any other where the land uses assessed were not of concern, and the UCRS was of concern for every area for the rural resident for systemic toxicity and ELCR. Finally note that Area k (i.e., groundwater taken to the south of the PGDP) was of concern for each land use for systemic toxicity and ELCR.

5.7.2 Contaminants of Concern

Only those contaminants whose chemical-specific ELCRs summed over all exposure routes within a land use scenario of concern are greater than or equal to 1×10^{-6} or whose HQs summed over all exposure routes are greater than or equal to 0.1 are COCs. The COCs across all land use scenarios for systemic toxicity for the UCRS, RGA, and McNairy Formation for the direct routes of exposure are summarized in [Exhibits 5.20](#), [5.21](#), and [5.22](#), respectively. In these exhibits, those contaminants which are a COC within a scenario of concern and have a chemical-specific HI greater than 1 are marked with a solid cell. Those contaminants which are a COC within a scenario of concern and have a chemical-specific HI between 0.1 and 1 are marked with an "X." Those contaminants which are not a COC within a scenario are not marked (i.e., cell left blank). Similar information for COCs for ELCR is shown in [Exhibits 5.23](#), [5.24](#), and [5.25](#) for the UCRS, RGA, and McNairy Formation, respectively. In these exhibits, all COCs across all land use scenarios for ELCR are summarized. Those contaminants which are a COC within a scenario of concern and have a chemical-specific ELCR greater than 1×10^{-4} are marked with a solid cell. Those contaminants which are a COC within a scenario of concern and have a chemical-specific ELCR between 1×10^{-6} and 1×10^{-4} are marked with an "X." Those contaminants which are not a COC within a scenario are not marked (i.e., cell left blank).

As shown in [Exhibit 5.20](#), there is a total of 36 COCs for systemic toxicity over all the areas for the UCRS (including Area k). Of these, 21 are inorganic chemicals and 15 are organic compounds. [Exhibit 5.23](#) shows that there is a total of 21 COCs for ELCR over all the areas for the UCRS (including Area k). Of

Exhibit 5.19. Selection of land uses of concern

Scenario (Depth Group)	Area													
	a	b	c	d	e	f	g	h	i	j	k	l	m	n
Results for systemic toxicity¹														
Industrial Worker (UCRS)	X	X	-	X	X	-	-	-	X	NV	X ²	X	X	X
Industrial Worker (RGA)	X	X	X	X	X	X	X	X	X	X	NA	X	X	X
Industrial Worker (McN)	NV	X	NV	-	X	-	-	-	-	X	NA	X	X	X
Child Recreational User (UCRS)	X	X	-	X	X	-	X	-	X	X	X ²	X	X	X
Child Recreational User (RGA)	X	X	X	X	X	X	X	X	X	X	NA	X	X	X
Child Recreational User (McN)	NV	X	NV	-	X	-	-	-	X	X	NA	X	X	X
Child Rural Resident (UCRS)	X	X	X	X	X	X	X	X	X	X	X ²	X	X	X
Child Rural Resident (RGA)	X	X	X	X	X	X	X	X	X	X	NA	X	X	X
Child Rural Resident (McN)	NV	X	NV	-	X	-	-	-	X	X	NA	X	X	X
Results for ELCR³														
Industrial Worker (UCRS)			X		X			X		NV	²			
Industrial Worker (RGA)										X	NA			
Industrial Worker (McN)	NV	X	NV	-		-	X	X	-		NA	X		
Recreational User (UCRS)			-		X	-	-	-	X	NV	²		X	
Recreational User (RGA)			X				X	X		X	NA			
Recreational User (McN)	NV		NV	-		-	X	-	-	X	NA	X		
Rural Resident (UCRS)			X							NV	²			
Rural Resident (RGA)											NA			
Rural Resident (McN)	NV		NV	X		-	X		-		NA			

Notes: Scenarios where risk did not exceed a benchmark level are marked with a -.
 NA indicates that the scenario/land use combination is not appropriate for the HUs involved.
 NV indicates data were not available to assess water drawn from this area/depth combination.

¹ Scenarios where total HI exceeds 1.0 without consideration of lead as a COPC are marked with an X.

² Area k includes water drawn from wells completed in Terrace Gravels, Eocene Sands, and Porters Creek Clay.

³ Scenarios where total ELCR exceeds 1×10^{-4} are marked with a solid square. Scenarios where total ELCR exceeds 1×10^{-6} but is less than 1×10^{-4} are marked with an X.

Exhibit 5.21 (continued)

Areas and Scenarios	a			b			c			d			e			f			g			h			i			j			k			l			m			n		
	Rural Resident	Recreational User	Industrial Worker	Rural Resident	Recreational User	Industrial Worker	Rural Resident	Recreational User	Industrial Worker	Rural Resident	Recreational User	Industrial Worker	Rural Resident	Recreational User	Industrial Worker	Rural Resident	Recreational User	Industrial Worker	Rural Resident	Recreational User	Industrial Worker	Rural Resident	Recreational User	Industrial Worker	Rural Resident	Recreational User	Industrial Worker	Rural Resident	Recreational User	Industrial Worker	Rural Resident	Recreational User	Industrial Worker	Rural Resident	Recreational User	Industrial Worker						
Chemicals of Potential Concern ²																																										
Bis(2-ethylhexyl)phthalate																X																										
Bromomethane																																				X				X		
Carbon Tetrachloride				X	X											X																					X					
Chlorobenzene				X																																				X		
Chloroform				X			X																																	X		
Dimethylbenzene																																										
Ethylbenzene																																									X	
Aroclor-1254																							X															X		X		
Tetrachloroethene			X			X																														X				X		
cis-1,2-Dichloroethene			X		X		X									X					X																		X			
trans-1,2-Dichloroethene			X						X																																X	
Trichloroethene																				X																				X		

Notes: X indicates that the chemical of potential concern is a contaminant of concern, and chemical-specific HI is between 0.1 and 1 for the scenario. Solid cell indicates that the chemical of potential concern is a chemical of concern, and chemical-specific HI is greater than 1 for the scenario. Blank cell indicates that the chemical of potential concern is not a chemical of concern for the scenario.

¹ Area k includes wells completed in Terrace Gravels, Eocene Sands, and Porters Creek Clay. Please see Exhibit 5.16 for the COCs for this area.
² Only chemicals of potential concern which have a chemical-specific HI greater than 0.11 for one or more land use scenarios of concern are listed.

Exhibit 5.25. Contaminants of concern for ELCR for McNairy¹ Formation across all areas

Areas and Scenarios	a			b			c			d			e			f			g			h			i			j			k			l			m			n		
	Rural Resident	Recreational User	Industrial Worker	Rural Resident	Recreational User	Industrial Worker	Rural Resident	Recreational User	Industrial Worker	Rural Resident	Recreational User	Industrial Worker	Rural Resident	Recreational User	Industrial Worker	Rural Resident	Recreational User	Industrial Worker	Rural Resident	Recreational User	Industrial Worker	Rural Resident	Recreational User	Industrial Worker	Rural Resident	Recreational User	Industrial Worker	Rural Resident	Recreational User	Industrial Worker	Rural Resident	Recreational User	Industrial Worker	Rural Resident	Recreational User	Industrial Worker	Rural Resident	Recreational User	Industrial Worker			
Chemicals of Potential Concern ²																																										
Arsenic							X	X		X	X							X	X	X					X	X							X	X		X	X		X	X		
Beryllium																		X	X	X																						
Trichloroethene				X	X					X																																
Neptunium-237																	X																									
Radium-226																					X	X	X											X	X		X	X		X	X	
Radon-222																X																				X	X		X	X		
Technetium-99			X	X																											X									X	X	

Notes: X indicates that the chemical of potential concern is a contaminant of concern, and chemical-specific ELCR is between 1×10^{-6} and 1×10^{-4} for the scenario.
 Solid cell indicates that the chemical of potential concern is a chemical of concern, and chemical-specific ELCR is greater than 1×10^{-4} for the scenario.
 Blank cell indicates that the chemical of potential concern is not a chemical of concern for the scenario.

¹ Area k includes samples from wells completed in the Terrace Gravels, Eocene Sands, and Porters Creek Clay.
² Only chemicals of potential concern which have a chemical-specific HI greater than 1×10^{-6} for one or more land use scenarios of concern are listed.

these, 2 are inorganic chemicals, 9 are organic compounds, and 10 are radionuclides. Over both systemic toxicity and ELCR (i.e., combining results from Exhibits 5.20 and 5.23), there is a total of 49 COCs over all the areas for the UCRS (including Area k). Of these, 21 are inorganic chemicals, 18 are organic compounds, and 10 are radionuclides.

Combining the results from Exhibits 5.20 and 5.23 and considering the magnitude of the chemical-specific HIs and ELCRs, the following COCs can be considered “priority COCs” in UCRS groundwater across all use scenarios (excluding Area k):

- Inorganic chemicals – arsenic, antimony, beryllium, cadmium, chromium, iron, lead, manganese, nickel, and vanadium.
- Organic compounds – 1,1-dichloroethene, benzene, chloroform, ethylbenzene, naphthalene, *trans*-1,2-dichloroethene, *cis*-1,2-dichloroethene, TCE, and vinyl chloride.
- Radionuclides – ²²²Rn.

For Area k, the “priority COCs” in groundwater across all use scenarios are as follows:

- Inorganic chemicals – antimony, beryllium, cadmium, iron, lead, manganese, and vanadium
- Organic compounds – 1,1-dichloroethene, 1,2-dichloroethene, naphthalene, *cis*-1,2-dichloroethene, TCE, and vinyl chloride.
- Radionuclides – ²²²Rn.

Each of these COCs presents either a chemical-specific HI or ELCR at one or more areas, across all land uses, that exceeds 1 or 1×10^{-4} , respectively.

As shown in Exhibit 5.21, there is a total of 38 COCs for systemic toxicity over all areas for the RGA. Of these, 19 are inorganic chemicals and 21 are organic compounds. Exhibit 5.24 shows that there is a total of 28 COCs for ELCR over all areas. Of these, 2 are inorganic chemicals, 17 are organic compounds, and 9 are radionuclides. Over both systemic toxicity and ELCR (i.e., combining results from Exhibits 5.21 and 5.24), there is a total of 55 COCs over all areas. Of these, 19 are inorganic chemicals, 27 are organic compounds, and 9 are radionuclides.

Combining the results from Exhibits 5.21 and 5.24 and considering the magnitude of the chemical-specific HIs and ELCRs, the following COCs can be considered “priority COCs” in RGA groundwater across all use scenarios:

- Inorganic chemicals – antimony, arsenic, beryllium, cadmium, chromium, iron, lead, manganese, molybdenum, and vanadium.
- Organic compounds – 1,1-dichloroethene, acrylonitrile, carbon tetrachloride, Aroclor-1254, tetrachloroethene, *cis*-1,2-dichloroethene, *trans*-1,2-dichloroethene, TCE, and vinyl chloride.
- Radionuclides – ²²⁶Ra and ²²²Rn.

As with the UCRS and Area k groundwater, each of these COCs presents either a chemical-specific HI or ELCR at one or more areas, across all land uses, that exceeds 1 or 1×10^{-4} , respectively.

As shown in [Exhibit 5.22](#), there is a total of 15 COCs for systemic toxicity over all areas for the McNairy Formation. Of these, 14 are inorganic chemicals and 1 is an organic compound. [Exhibit 5.25](#) shows that there is a total of 7 COCs for ELCR over all areas. Of these, 2 are inorganic chemicals, 1 is an organic compound, and 4 are radionuclides. Over both systemic toxicity and ELCR (i.e., combining results from [Exhibits 5.22](#) and [5.25](#)), there is a total of 19 COCs over all the GWOU areas. Of these, 14 are inorganic chemicals, 1 is an organic compound, and 4 are radionuclides.

Combining the results from [Exhibits 5.22](#) and [5.25](#) and considering the magnitude of the chemical-specific HIs and ELCRs, the following COCs can be considered “priority COCs” in McNairy Formation groundwater across all use scenarios:

- Inorganic chemicals – antimony, arsenic, beryllium, cadmium, chromium, iron, manganese, molybdenum, and vanadium.
- Organic compounds – TCE.
- Radionuclides – ²²²Rn.

As before, each of these COCs presents either a chemical-specific HI or ELCR at one or more areas, across all land uses, that exceeds 1 or 1×10^{-4} , respectively.

5.7.3 Pathways of Concern

Only those exposure routes with a HI for adults or children greater than 0.1 or a pathway ELCR greater than 1×10^{-6} over all contaminants within a land use scenario of concern are POCs. The POCs for each land use scenario of concern are presented in the [Exhibit 5.26](#), [5.27](#), and [5.28](#) for the UCRS, RGA, and McNairy Formation, respectively. As shown in these exhibits all exposure routes evaluated, including the biota consumption exposure routes, are a POC for at least one scenario in at least one area.

5.8 SUMMARY OF RISK CHARACTERIZATION

Tables 5.10 to 5.23 present summaries of the unfiltered groundwater data risk characterizations for the GWOU and its areas. Each of these tables presents land use scenarios of concern, COCs, and POCs. Along with this information, each table lists the risk posed to a receptor under each land use scenario of concern, the percent of risk each pathway of concern contributes to the total risk, and the percent of risk each COC contributes to the total risk.

Note that the tables that summarize the results for systemic toxicity do not include contributions from lead. The contribution from lead was not included in the calculations that generated these tables because the determination was made that to do so would make the contributions from the other COCs appear meaningless. Given the uncertainty in the provisional lead reference dose, it was believed that this was inappropriate.

Exhibit 5.27. Pathways of concern for RGA¹

Areas and Scenarios	a			b			c			d			e			f			g			h			i			j			k			l			m			n		
	Rural Resident	Recreational User	Industrial Worker	Rural Resident	Recreational User	Industrial Worker	Rural Resident	Recreational User	Industrial Worker	Rural Resident	Recreational User	Industrial Worker	Rural Resident	Recreational User	Industrial Worker	Rural Resident	Recreational User	Industrial Worker	Rural Resident	Recreational User	Industrial Worker	Rural Resident	Recreational User	Industrial Worker	Rural Resident	Recreational User	Industrial Worker	Rural Resident	Recreational User	Industrial Worker	Rural Resident	Recreational User	Industrial Worker	Rural Resident	Recreational User	Industrial Worker						
Exposure Routes																																										
Systemic Toxicity																																										
Direct Ingestion																																										
Dermal Contact while Showering								X											X	X			X	X					X													
Inhalation of Vapors while Showering								X											X				X	X					X													
Inhalation of Vapors during Home Use																																								X		
Incidental Ingestion while Swimming																																								X		
Dermal Contact while Swimming																							X																		X	
Dermal Contact while Wading																							X																		X	
Consumption of Biota ²																																									X	
ELCR																																										
Direct Ingestion																						X	X									X									X	
Dermal Contact while Showering								X	X									X	X		X														X	X					X	
Inhalation of Vapors while Showering																																										X
Inhalation of Vapors during Home Use																						X																			X	
Incidental Ingestion while Swimming																																								X		
Dermal Contact while Swimming																																									X	
Dermal Contact while Wading																																									X	
Consumption of Biota ²																																								X		

Notes: Both an X and a solid cell indicate that the exposure route is a pathway of concern (POC). If under systemic toxicity, an X indicates that the pathway-specific HI is between 0.1 and 1, and a solid cell indicates that the pathway-specific HI is greater than 1. If under ELCR, an X indicates that the pathway-specific ELCR is between 1×10^{-6} and 1×10^{-4} , and a solid cell indicates that the pathway-specific ELCR is greater than 1×10^{-4} . Under both systemic toxicity and ELCR, a blank cell indicates that the exposure route is not a POC for the scenario or is not applicable to the scenario.
Systemic toxicities for the recreational user and resident used to complete this exhibit were those for the child.
All values do not include contribution from lead as a COPC.

¹ Area k includes samples from wells completed in Terrace Gravels, Eocene Sands, and Porters Creek Clay.
² Sum across all biota consumption exposure routes.

THIS PAGE INTENTIONALLY LEFT BLANK

6. UNCERTAINTY IN THE RISK ASSESSMENT

Uncertainties are associated with each of the steps of the risk assessment process. The potential effect of the uncertainties on the final risk characterization must be considered when interpreting the results of the risk characterization because these uncertainties may have significant effects upon the results of the risk characterization and subsequent risk management decisions. Types of uncertainties that are associated with the risk assessment process can be divided into four broad categories. These are uncertainties associated with data, with the exposure assessment, with the toxicity assessment, and with the risk characterization. Specific uncertainties in each of these broad categories are discussed in the following subsections. In this discussion, the magnitude of the effect of the uncertainty on risk characterization is categorized as small, moderate, or large. Uncertainties categorized as small should not cause the cumulative or total risk estimates to vary by more than one order of magnitude, uncertainties categorized as moderate may cause the total risk estimates to vary by between one and two orders of magnitude, and uncertainties categorized as large may cause the total risk estimate to vary by more than two orders of magnitude.

In evaluating these uncertainties and their estimated effect on the total risk estimates, it must be remembered that the following uncertainties are neither independent nor mutually exclusive. Therefore, the total effect of all uncertainties discussed in the following subsections on the total risk estimates is not the sum of the estimated effects.

6.1 UNCERTAINTIES ASSOCIATED WITH DATA AND DATA EVALUATION

Several uncertainties are associated with the data set and data evaluation. Specific uncertainties that will be discussed in the following subsections are selection of COPCs, determination of exposure point concentrations, and use of concentrations from total versus filtered samples for inorganic compounds in groundwater.

6.1.1 Selection of COPCs

Some uncertainty is involved with the selection of COPCs from the larger data set of all detected analytes. This uncertainty is derived from several sources. These sources are as follows:

- Retention of infrequently detected analytes,
- Temporal patterns in analyte detection,
- Quantitation limits used in analyte detection,
- Use of historical data,
- Retention of common laboratory contaminants,
- Lack of consideration of blank contamination,
- Use of the toxicity screen, and
- Use of the background screen.

As shown above, the first uncertainty related to the selection of COPCs to be discussed is the retention of infrequently detected chemicals in the list of COPCs. As can be seen in Tables 2.6, 2.11, and 2.12, several of the chemicals retained in the list of COPCs were detected in less than 10% of the samples taken. Of greatest concern is that some of these COPCs are retained as COCs. Table 6.1 presents the effect of removing infrequently detected analytes from the list of COPCs under residential use. Results in this table indicate that the infrequently detected COPCs had virtually no effect on the total risk or hazard estimates for most areas. Notable exceptions are Area b (McNairy) where both total HI and total ELCR

decrease by two orders of magnitude and Area i (RGA) where both total HI and total ELCR decrease by nearly an order of magnitude. The large effect for Area b (McNairy) is because all COPCs for this data aggregate, except ⁹⁹Tc, were detected in less than 10% of all samples. The nearly moderate effect on total HI for Area i (RGA) is because the driving COC, antimony, was only detected in 6 of 412 samples. (Antimony makes up approximately 40% of the total HI for the child resident.) Similarly, the nearly moderate effect on total ELCR for Area i (RGA) is because two of the three driving COC, beryllium and acrylonitrile, were only detected in 28 or 412 and 1 of 378 samples, respectively. (Beryllium and acrylonitrile make up approximately 46% and 18% of the total ELCR for the resident.) In any case, the estimated effect of this uncertainty on the total risk estimates is variable but tends to be small.

A related uncertainty is the retention of analytes for which analyses were infrequently performed. These analytes are not removed from the list of COPCs using any of the procedures described in Sect. 2 and may become important risk drivers if they are toxic at very low doses. The most notable example from a previous BHHRA performed for the PGDP was the retention of ²¹⁰Pb as a COPC for the McNairy formation in the WAG 6 report (DOE 1999a). In that BHHRA, ²¹⁰Pb was found to contribute over 43% of the total ELCR from use of groundwater drawn from the McNairy Formation and over 5% of the total ELCR from use of groundwater drawn from the RGA. However, only a single analysis was performed for this radionuclide making these percentages suspect for decision-making. Fortunately, the data set for the GWOU BHHRA was large enough, and the analyte list kept constant enough, that this phenomenon does not appear to be important in this BHHRA. Therefore, it is estimated that the net effect on the final risk estimates in the GWOU BHHRA is small. (See Tables 7.1 and 7.2 for additional exploration of this uncertainty.)

The second uncertainty related to selection of COPCs is that temporal patterns in the detection of analytes were not fully considered when selecting COPCs for the area assessment. (Note that these were considered when risks for future modeled concentrations from sources were estimated.) Generally, experience has shown that it is possible for contaminant concentrations to show positive or negative trends that may in turn be related to increasing or decreasing levels of risk over time. However, experience has also shown that this uncertainty is only important when the goal of a BHHRA is to estimate risks for dates far into the future (i.e., more than 100 years). Because the time frame considered in the area assessment is relatively short (i.e., 40 years), the assumed effect of this uncertainty on the risk estimates is small. However, as shown in Sect. 5.5, risks in areas associated with the TCE plumes may change significantly as contaminants continue to migrate from the TCE DNAPL and other sources.

The third uncertainty related to selection of COPCs in the BHHRA concerns the use of quantitation limits that exceed concentrations that may result in a significant health effect in humans. For example, for Area a (RGA), 85 organic compounds were never detected but are seen to have a quantitation limit in at least one sample that exceeds either their residential use HI-based RBC or their residential use ELCR-based RBC (see Table 6.2). Because the quantitation limits of these analytes exceed their RBCs, it is possible that these chemicals are present in water drawn from the Area a (RGA) at concentrations that pose risk to human health but are not retained as COPCs. However, experience at the PGDP has shown that these organic compounds tend to be unrelated to processes at GWOU. Therefore, the estimated effect of this uncertainty on the risk estimates is small.

A fourth uncertainty related to selection of COPCs is the removal of data from samples collected prior to 1993. As noted earlier, these data were removed from the data set to address a possible sampling bias caused by a change in sampling methods made around that date. The estimated effect of this uncertainty on the risk estimates is assumed to be small because the remaining data set is so much larger than that deleted and because the lists of COPCs and COCs developed in the area assessment correlate well with those produced in earlier BHHRAs.

A fifth uncertainty related to the selection of COPCs is the failure to delete common laboratory contaminants when developing in the COPC list. A cursory examination of Tables 2.6 and 2.11 shows that some common laboratory contaminants were retained as COPCs. Examples of these are benzene, phthalates, and methylene chloride. However, examination of the risk results shows that these compounds are not significant risk drivers in the area assessment. Therefore, the estimated effect of the uncertainty on the risk estimates is small. (See Tables 7.1 and 7.2 for additional consideration of this uncertainty.)

A sixth uncertainty related to the selection of COPCs is that analyte concentrations were not compared to concentrations found in blank samples to ensure that blank contamination did not impact the risk estimates. Generally, regulatory guidance allows the deletion of common laboratory contaminants and other analytes from the list of COPCs if they are also detected in blank samples at appropriate concentrations. However, for the data used in the GWOU BHHRA, sample blank data could not be matched to site data; therefore, it was not possible to perform this test. While not performing this test ensures that all analytes that may be potential laboratory contaminants are treated as site contaminants, it also results in risk estimates that may exceed the actual risk posed by use of water drawn from the various areas. However, the estimated effect of this uncertainty is small because relatively few contaminants (e.g., TCE, vinyl chloride, and ²²²Rn) detected at significant concentrations tend to dominate most area's risks estimates, and it is unlikely that these contaminants are laboratory contaminants for all areas.

A seventh uncertainty related to the selection of the COPCs is the use of a toxicity screen to determine the final list of COPCs. In this BHHRA, the maximum detected concentrations of analytes within each area and depth classification combination were compared to residential human health RBCs, and analytes with maximum detected concentrations less than their RBC were removed from the list of COPCs. (The derivation of these criteria is explained in detail in Subsect. 1.2.) Past BHHRAs prepared for the PGDP have quantitatively examined the effect of the toxicity screen on the list of COPCs and on the resulting risk estimates by displaying marginal hazard and risk contributions. (Marginal hazard and risk contributions can be defined as the estimated increase in the final hazard and risk estimates under the residential scenario which would have been seen if the analytes removed from the list of COPCs had been left on the list.) Because the number of analyses performed in this assessment is larger than these earlier assessments, this information is not displayed here. However, as illustrated in that previous work, it is believed that the marginal contribution of the analytes removed from the COPCs list would be minimal. Therefore, the estimated effect of this uncertainty on the final risk estimates is judged to be small.

An eighth uncertainty related to the selection of the COPCs is the use of a background screen to determine the final list of COPCs for water drawn from the RGA and McNairy Formation. (Background values are not available for the UCRS or other groundwater.) In this BHHRA, the maximum detected concentrations of analytes within each area and depth classification combination were compared to background concentrations. The source of these background values is described in Subsect. 1.2. In Appendix D of the GWOU feasibility study report, these background concentrations are compared to their respective residential use RBCs. As shown there, several of the background concentrations are greater than their respective RBCs indicating that if analytes had not been removed from the list of COPCs on the basis of the background screen, the final risk estimates would be larger. However, because this screen relied on a comparison of the maximum detected concentration of each analyte in each group to the selected background concentration, it is unlikely that the final risk estimates would be significantly impacted. Therefore, the estimated effect of using the background screen to develop the list of COPCs is assumed to be small, and the resulting effect on the final risk estimates is also assumed to be small.

6.1.2 Determination of exposure point concentrations—current conditions

The uncertainty related to the calculation of exposure point concentrations under current conditions cannot be completely quantified for this BHHRA because information is lacking. For example, although

sampling data came from sources of known quality, and the data set was generated from samples collected and analyzed using EPA-approved protocols, the lack of validation for some data could have resulted in the retention of some results that may be in error. However, because the risk estimates are driven, for the most part, by contaminants known to be present in groundwater at the PGDP, the effect of this uncertainty on the final risk estimates is believed to be small.

To examine the uncertainty in the derivation of exposure point concentrations in more detail and to refine the evaluation of the area risk estimates, risk from residential use of water drawn from each sampling station was estimated. In these “well-by-well” risk calculations, data were summarized and evaluated following the procedures discussed in Sect. 2, doses were estimated using the procedures discussed in Sect. 3, toxicity was assessed using information in Sect. 4, and risks were characterized using the methods in Sect. 5. However, note that the biota consumption exposure routes were not included in the “well-by-well” assessment because it was believed that the uncertainties inherent in the biota routes would confuse the evaluation of the risk results to too great an extent. (Also, sampling results from boreholes installed during the WAG 3 investigation were not included because these results were not available at the time the analysis was performed.)

Rather than presenting here the multitude of exhibits and tables the “well-by-well” analyses generated, a series of maps and two summary tables were generated. These maps are presented in the following figures. (Note that the risk results used to generate these maps and tables are presented in App. H.)

- Figure 6.1 – Systemic toxicity from residential use of unfiltered groundwater samples drawn from wells completed in the RGA and McNairy Formation.
- Figure 6.2 – Systemic toxicity from residential use of filtered groundwater samples drawn from wells completed in the RGA and McNairy Formation.
- Figure 6.3 – Excess lifetime cancer risk from residential use of unfiltered groundwater samples drawn from wells completed in the RGA and McNairy Formation.
- Figure 6.4 – Excess lifetime cancer risk from residential use of filtered groundwater samples drawn from wells completed in the RGA and McNairy Formation.
- Figure 6.5 – Systemic toxicity from residential use of unfiltered groundwater drawn from wells completed in the UCRS, Eocene Sands, Porters Creek Clay, and Terrace Gravels.
- Figure 6.6 – Excess lifetime cancer risk from residential use of unfiltered groundwater drawn from wells completed in the UCRS, Eocene Sands, Porters Creek Clay, and Terrace Gravels.

The tables summarizing the results of the “well-by-well” assessment are as follows:

- Table 6.3 – Summary of excess cancer risks by area from analysis of results from individual sampling points.
- Table 6.4 – Summary of hazard indices by area from analysis of results from individual sampling points.

Generally, the “well-by-well” results for ELCR are consistent with the results from the area assessments. As with the area assessments, when unfiltered samples are assessed, ELCR from TCE and its breakdown products compose the greatest portion of the total ELCR for areas inside the security fence or associated with the TCE plumes outside the fence (i.e., Areas a, b, c, d, e, and f); ELCR from arsenic and beryllium are of less importance in each of the aforementioned areas, except Area e, but these metals

compose the greatest portion of the total ELCR for Areas i, j, and k.; ELCR from ⁹⁹Tc and uranium tend to be of minor importance relative to the contributions of total ELCR from organic compounds and metals. However, contribution of ⁹⁹Tc to total ELCR is notable in Areas a and b, and contribution of uranium to total ELCR is notable in Areas b and k. Excess lifetime cancer risk results for filtered samples also are similar to those from the area assessment. Generally, ELCRs from metals are lower or not present for the filtered samples, and fewer sampling points had detectable analyte concentrations. (Note that only 7 RGA sampling points had detectable concentrations of either arsenic or beryllium or both.)

Similarly, the “well-by-well” results for HI are consistent with the results from the area assessments. As with the area assessments, when unfiltered samples are assessed, HI from TCE and its breakdown products compose the greatest portion of the total HI for areas inside the security fence or associated with the TCE plumes outside the fence; HI from metals are less important in the aforementioned areas, but metals compose the greatest portion of the total HI in Areas g, h, i, and j. Hazard indices results from analysis of filtered samples also are similar to those from the area assessments. Generally, HIs are lower for most metals, and fewer sampling points had detectable concentrations.

Another uncertainty in the determination of exposure point concentrations under current conditions is the combination of the data from the Southwest Plume with other data from Area d because the Southwest Plume was not delimited at the time the BHHRA was initiated. Generally, this results in combining data from known TCE sources with data collected downgradient from a source of inorganic chemicals (i.e., SWMU 8, C-746K Landfill). To address this uncertainty and to provide a concise risk characterization of the Southwest Plume, Attachment 11 to this BHHRA was prepared. As shown there, risks from the use of groundwater in the Southwest plume are similar to those reported for other areas. Therefore, this uncertainty had a small impact on the overall risk characterization.

To further examine the uncertainty in exposure point concentrations, the concentration of the contaminant determined to pose the greatest risk via the inhalation exposure route (i.e., vinyl chloride) was analyzed further. This analysis did not focus upon the emissions of vinyl chloride from water during use but did focus upon the possible presence of vinyl chloride in enclosed spaces due to soil vapor migration. Because previous information concerning this condition did not exist, air sampling for vinyl chloride was conducted in selected enclosed areas at the PGDP in spring 2000 (i.e., the underground cable tunnel from C-337 to C-300, the underground cable tunnel from C-331 to C-531, the underground tunnel from C-333 to the approximate location of the old millwright shop, and the C-400 basement). During this sampling, vinyl chloride was not detected at any location and a level greater than the detection limit (0.85 ppm). Because the detection limit is below the Occupational Safety and Health Administration’s eight-hour time weighted average limit (1 ppm), it is unlikely that this uncertainty had any effect upon the final risk values.

6.1.3 Determination of exposure point concentrations–future conditions

Uncertainty is involved in characterizing exposure point concentrations under future conditions in this BHHRA. However, because these uncertainties are related to the modeling performed to support the examination of migration from the various sources and because these uncertainties are covered in detail in Appendix A, the Data Summary Report, of the feasibility study report, they will not be discussed here. However, note that previous work has indicated that the effects of the modeling uncertainties on risk estimates tend to be moderate.

6.1.4 Use of concentrations from total versus filtered samples

In the main parts of the area assessment and the “well-by-well” analyses, all analyte concentrations in water came from the analyses of unfiltered or total samples. The use of data from analyses of total samples is consistent with current EPA guidance (Methods Document) but introduces an additional

uncertainty to the BHHRA due to potential sampling bias. While it is difficult to estimate the importance of this uncertainty because it is not known to what extent the quality of water (in terms of total solids) from a residential well would vary from the quality of water taken during the various sampling efforts, it is possible to quantify the reduction in risk offered by filtering. [Exhibit 6.1](#) and Tables 6.5a through 6.5f present the risk estimates derived from the assessment of filtered data and compares these estimates to those derived from the assessment of total data. Note that the procedures used in deriving these risk estimates were those used for the total data. Risk tables for the filtered assessment are in Attachment 6.

As seen in [Exhibit 6.1](#), results for metals from the assessment of filtered data were quite similar to those from the assessment of unfiltered water in most cases. In fact, in all but 1 of 36 cases, the change in the HI due to metals was less than 1 order of magnitude, and in all but 8 of 37 cases, the change in ELCR due to metals was less than 1 order of magnitude. While the difference for the HI exceptions was just in excess of 1 order of magnitude, the difference for some of the ELCR exceptions do exceed two orders of magnitude.

In each case where a marked difference between the filtered and unfiltered results are seen, the cause is the lack of detection in the filtered samples of a metal that drove risk in the assessment of unfiltered data. For example, a marked difference is seen in the HI results for Area b (McNairy Formation). As shown in Table 6.5c this difference is due to the lack of detection of antimony in the filtered sample. Similarly, the marked difference in the ELCR results for Area e (UCRS), Area a (RGA), Area f (RGA), Area g (RGA), Area h (RGA), Area j (RGA), and Area g (McNairy Formation) are due to the lack of detection of arsenic in the filtered sample. (See Tables 6.5d through 6.5f).

Although the differences are marked in some cases, the overall affect upon the total risk estimates is generally small in the GWOU BHHRA. This is the result of metals (i.e., inorganic chemicals) presenting little of the overall risk for the most heavily contaminated areas. For example, in Area a (UCRS) and Area a (RGA) risk due to metals (See [Exhibit 6.1](#)) makes up less than 1% of the total HI and ELCR. However, for some locations, the importance of this uncertainty is greater, and it should be considered in more detail when making risk-management decisions.

6.2 UNCERTAINTIES ASSOCIATED WITH EXPOSURE ASSESSMENT

Uncertainties associated with the exposure assessment are from four sources in the GWOU BHHRA. These are as follows:

- Biota fate and transport modeling,
- Use of the RME scenario,
- Development of the conceptual site model and selection of pathways, and
- Use of default values when estimating dermal absorbed dose.

Each of these uncertainties is discussed in the following material.

6.2.1 Uncertainties in biota fate and transport modeling

Modeling was used to estimate chemical concentrations and radionuclide activities in biota in this BHHRA. Although the models used in this assessment are industry standard models, the output from these models contain a considerable amount of uncertainty. To ensure that these models generated values which were unlikely to underestimate dose (i.e., were conservative values), default values were used in all cases. These conservative assumptions ensure that the risk values estimated tend to be conservative. However, this may result in risk estimates that overestimate the real risk.

Exhibit 6.1. Comparison of risk results (without lead) for the resident derived using unfiltered and filtered samples¹

Area	Systemic Toxicity ²			Excess Lifetime Cancer Risk ³		
	Result Using Unfiltered Samples		Result Using Filtered Samples ⁶	Result Using Unfiltered Samples		Result Using Filtered Samples ⁶
	Total	Metals ⁴		Total	Metals ⁴	
UCRS Results						
Area a	7,000	8.6	2.1	5.9×10^{-2}	1.3×10^{-4}	8.6×10^{-5}
Area b	2,460	10.1	8.9	2.7×10^{-2}	5.6×10^{-4}	4.3×10^{-4}
Area c	2.3	1.2	0.6	8.6×10^{-5}	$<1 \times 10^{-6}$	$<1 \times 10^{-6}$
Area d	496	69.1	8.4	6.0×10^{-3}	2.7×10^{-4}	8.0×10^{-5}
Area e	9.9	9.8	3.5	2.1×10^{-4}	9.3×10^{-5}	$<1 \times 10^{-6}$
Area f	2.2	2.1	0.4	3.5×10^{-4}	$<1 \times 10^{-6}$	$<1 \times 10^{-6}$
Area g	4.3	4.3	2.1	4.6×10^{-4}	$<1 \times 10^{-6}$	$<1 \times 10^{-6}$
Area h	2.2	2.2	1.7	2.0×10^{-4}	$<1 \times 10^{-6}$	$<1 \times 10^{-6}$
Area i	15.6	10.7	14.3	5.8×10^{-4}	1.9×10^{-4}	2.3×10^{-4}
Area j	NR	NR	NR	NR	NR	NR
Area k ⁵	91.2	69.9	24.3	5.1×10^{-3}	6.5×10^{-4}	1.4×10^{-3}
Area l	3,090	14.8	7.8	2.9×10^{-1}	5.7×10^{-4}	3.6×10^{-4}
Area m	22.4	20.5	14.1	4.7×10^{-4}	1.1×10^{-4}	8.4×10^{-5}
Area n	2,370	19.3	16.0	2.9×10^{-1}	5.1×10^{-4}	3.2×10^{-4}
RGA Results						
Area a	38,800	4.7	3.2	2.9×10^{-1}	1×10^{-4}	$<1 \times 10^{-6}$
Area b	262	6.1	3.8	7.0×10^{-2}	7.1×10^{-4}	5.7×10^{-4}
Area c	43.9	7.8	1.0	2.4×10^{-3}	$<1 \times 10^{-6}$	$<1 \times 10^{-6}$
Area d	78.8	5.2	4.9	1.3×10^{-3}	1.1×10^{-4}	6.1×10^{-4}
Area e	124	6.2	1.6	2.0×10^{-3}	6.4×10^{-4}	4.3×10^{-4}
Area f	74.0	8.5	2.4	1.6×10^{-3}	7.4×10^{-5}	$<1 \times 10^{-6}$
Area g	5.7	5.6	2.3	5.4×10^{-4}	7.2×10^{-5}	$<1 \times 10^{-6}$
Area h	7.2	7.0	0.9	3.3×10^{-4}	8.0×10^{-5}	$<1 \times 10^{-6}$
Area i	37.3	25.6	8.8	1.7×10^{-3}	8.4×10^{-4}	4.0×10^{-4}
Area j	8.4	8.4	6.5	1.2×10^{-4}	1.2×10^{-4}	$<1 \times 10^{-6}$
Area k ⁵	-	-	-	-	-	-
Area l	1,470	7.3	4.2	2.6×10^{-1}	6.6×10^{-4}	5.6×10^{-4}
Area m	87.3	23.8	13.3	4.1×10^{-3}	7.6×10^{-4}	4.4×10^{-4}
Area n	812	22.4	14.0	1.1×10^{-1}	7.2×10^{-4}	4.8×10^{-4}
McNairy Formation Results						
Area a	NR	NR	NR	NR	NR	NR
Area b	69.5	19.1	1.0	4.4×10^{-4}	$<1 \times 10^{-6}$	$<1 \times 10^{-6}$
Area c	NR	NR	NR	NR	NR	NR
Area d	<1.0	<0.1	<0.1	1.2×10^{-6}	$<1 \times 10^{-6}$	$<1 \times 10^{-6}$
Area e	19.8	19.7	7.1	1.6×10^{-3}	1.4×10^{-3}	$<1 \times 10^{-6}$
Area f	<1.0	0.2	0.1	$<1 \times 10^{-6}$	$<1 \times 10^{-6}$	$<1 \times 10^{-6}$
Area g	<1.0	0.8	1.2	8.2×10^{-5}	7.1×10^{-5}	$<1 \times 10^{-6}$
Area h	<1.0	0.4	NR	2.0×10^{-4}	$<1 \times 10^{-6}$	NR
Area i	3.1	3.1	2.9	$<1 \times 10^{-6}$	$<1 \times 10^{-6}$	$<1 \times 10^{-6}$
Area j	27.7	27.7	26.2	2.4×10^{-3}	2.4×10^{-3}	2.2×10^{-3}
Area k ⁵	-	-	-	-	-	-
Area l	54.0	16.7	0.9	3.3×10^{-4}	$<1 \times 10^{-6}$	$<1 \times 10^{-6}$
Area m	22.4	16.6	6.9	9.9×10^{-4}	8.1×10^{-4}	2.5×10^{-4}
Area n	38.6	24.6	5.1	1.1×10^{-3}	7.9×10^{-4}	2.0×10^{-4}

Note:

NR indicates that a result was not available for comparison.

“-” indicates that

¹ Results are for direct routes of exposure only.

² Totals do not include contribution from lead as a COPC.

³ Values for ELCR greater than 1×10^{-2} fall outside the calculation bounds in EPA 1989a and are approximate values.

⁴ Systemic toxicity (HI) and ELCR contributed by metals (i.e., inorganic chemicals) for the respective area.

⁵ Area k includes water drawn from Eocene Sands, Terrace Gravels, and Porters Creek Clay. The results for this area are grouped with the UCRS for convenience.

⁶ Results for filtered samples include contribution from inorganic chemicals only.

Exhibit 6.2 displays the total HIs and ELCRs estimated for the future recreational and residential use of water drawn from the RGA including and ignoring the HIs and ELCRs for biota consumption. (Note that all estimates of HI are for child exposures, and the effects of lead have been removed.) This exhibit shows that the effect of this uncertainty on the total HIs is small in all cases except that for assessment of Area m (Resident) where HI increases by an order of magnitude when the direct and biota routes are summed. Similarly, Exhibit 6.2 shows that the effect of this uncertainty on the total ELCR is small in all cases except Area i (Recreator) and Area m (Recreator) where ELCR increases by an order of magnitude when the direct and biota routes are summed.

Exhibit 6.2. Effect upon the risk results for the recreator and resident from summing the biota consumption exposure routes with those for the direct exposure routes¹

Area	Systemic Toxicity ²			Excess Lifetime Cancer Risk ³		
	Direct Routes	Biota Routes	Cumulative Result	Direct Routes	Biota Routes	Cumulative Results
Recreator						
Area a	3,490	866	4,360	6.6×10^{-2}	3.8×10^{-2}	1.0×10^{-1}
Area b	25.8	9.1	34.9	3.9×10^{-3}	6.2×10^{-3}	1.0×10^{-2}
Area c	4.9	6.4	11.3	6.9×10^{-5}	5.1×10^{-5}	1.2×10^{-4}
Area d	7.6	5.0	12.6	1.4×10^{-4}	4.6×10^{-4}	6.0×10^{-4}
Area e	12.7	4.4	17.1	5.3×10^{-4}	6.2×10^{-4}	1.2×10^{-3}
Area f	9.4	6.3	15.7	1.2×10^{-4}	3.1×10^{-4}	4.3×10^{-4}
Area g	1.7	3.1	4.8	2.2×10^{-6}	1.4×10^{-5}	1.6×10^{-5}
Area h	1.6	4.1	4.7	2.4×10^{-6}	$<1 \times 10^{-6}$	2.4×10^{-6}
Area i	11.1	142	153	4.6×10^{-4}	5.1×10^{-3}	5.6×10^{-3}
Area j	1.3	2.9	4.2	3.4×10^{-6}	$<1 \times 10^{-6}$	3.4×10^{-6}
Area k ⁴	10.8	46.3	57.1	3.8×10^{-4}	6.3×10^{-4}	1.0×10^{-3}
Area l	118	36.9	155	1.3×10^{-2}	1.6×10^{-2}	2.9×10^{-2}
Area m	15.1	141	156	5.2×10^{-4}	5.1×10^{-3}	5.6×10^{-3}
Area n	70.1	165	235	6.1×10^{-3}	1.2×10^{-2}	1.8×10^{-2}
Resident						
Area a	38,800	6,380	45,200	2.9×10^{-1}	1.0×10^{-1}	3.9×10^{-1}
Area b	262	49.2	311	7.0×10^{-2}	9.9×10^{-2}	1.7×10^{-1}
Area c	43.9	10.9	54.8	2.4×10^{-3}	2.8×10^{-3}	5.2×10^{-3}
Area d	78.8	15.0	93.8	1.3×10^{-3}	5.2×10^{-4}	1.8×10^{-3}
Area e	124	23.0	147	2.0×10^{-3}	5.7×10^{-3}	7.7×10^{-3}
Area f	74.0	15.9	89.9	1.6×10^{-3}	4.5×10^{-4}	2.1×10^{-3}
Area g	5.7	3.2	8.9	5.4×10^{-4}	3.0×10^{-4}	8.4×10^{-4}
Area h	7.2	4.3	11.5	3.3×10^{-4}	2.5×10^{-4}	5.8×10^{-4}
Area i	37.3	25.1	62.4	1.7×10^{-3}	2.1×10^{-3}	3.8×10^{-3}
Area j	8.4	4.3	12.7	1.2×10^{-4}	7.1×10^{-5}	1.9×10^{-4}
Area k ⁴	91.2	46.6	137.8	5.1×10^{-3}	2.3×10^{-3}	7.4×10^{-3}
Area l	1,470	276	1,750	2.6×10^{-1}	3.3×10^{-1}	5.9×10^{-1}
Area m	87.3	32.6	120	4.1×10^{-3}	3.3×10^{-3}	7.4×10^{-3}
Area n	812	171	983	1.1×10^{-1}	1.5×10^{-1}	2.6×10^{-1}

¹ Results are for exposure to water drawn for the RGA except for Area k.

² Totals do not include contribution from lead as a COPC and are for the child.

³ Values for ELCR greater than 1×10^{-2} fall outside the calculation bounds in EPA 1989a and are approximate values.

⁴ Area k includes water drawn from Eocene Sands, Terrace Gravels, and Porters Creek Clay.

6.2.2 Uncertainties in use of reasonable maximum exposure scenarios

For each exposure pathway modeled, assumptions were made about the number of times a year an activity could occur, the routes of exposure, and the rate of intake of contaminated media. Because site-specific data were not available for most of these parameters, suggested EPA and Commonwealth of Kentucky defaults were used. Because most of these defaults are conservative to prevent the underestimation of risk estimates, the risk estimates tend to be conservative. Generally, when several upper-bound values are combined, the resulting value tends to exceed the level of exposure that may be reasonable at a site. In consideration of this problem, attention should be focused not on the fact that any individual dose model is overly conservative, because most are not, but on the fact that if results from several conservative dose models are combined, then the resulting total dose overestimates total dose.

To examine the potential effect of this uncertainty in past BHHRA's completed for the PGDP, ELCRs and HIs for the residential scenario were also estimated using average values for all exposure parameters. (All exposure parameters used in this assessment were taken from the preliminary review draft of EPA's *Superfund's Standard Default Exposure Factors for the Central Tendency and Reasonable Maximum Exposure, Review Draft*. This report is presented in the Method Document.) In those assessments, all exposure pathways evaluated were identical to those used in the RME scenarios, and all exposure equations, chemical concentrations, radionuclide activities, and toxicity values were identical to those used for the RME scenario. These assessments demonstrated that risk estimates change little when average exposure parameters versus RME exposure parameters are used. Therefore, it is assumed that the effect of this uncertainty upon the risk estimates is small, as was the case in the earlier assessments.

6.2.3 Uncertainties related to development of the site conceptual models

Generally, the level of uncertainty in the development of the site conceptual models is small. Data were collected from several previous studies and from local experts to develop these models. However, there are some uncertainties related to specific scenarios that deserve additional explanation. These uncertainties are the consideration or lack of consideration of specific pathways for some scenarios and the summation of risks across areas and across scenarios.

An uncertainty related to the consideration of specific pathways for some scenarios is the assessment of groundwater ingestion by the industrial worker and resident of water drawn from directly below the PGDP. While this is not a current use of groundwater at the PGDP, these exposure routes were included to provide risk managers with additional information about the potential risk posed by groundwater at GWOU. Specifically, this pathway was included even though PGDP does not currently use groundwater and does not plan to use groundwater in the future.

Another uncertainty to consider here is the effect of not considering exposure to contaminated soil at source units. As discussed previously, this was not done because this would have repeated the work performed in the previous source BHHRA's (see Sec. 1.). However, it must be recognized that risks at source units would be greater if exposure to contaminated soil and waste was considered.

Finally, there is some uncertainty in the biota pathways considered in the risk assessment. Pathways considered were consumption of produce from home gardens, consumption of meat from livestock (beef, pork, and poultry), consumption of milk from cows, consumption of eggs from laying hens, consumption of meat from game (deer, rabbit, and quail), and consumption of fish. Other pathways that may be important at the PGDP, but that were not quantified because information needed to quantify exposure was inadequate, were consumption of meath from turtles and amphibians. If these pathways had been included, risk estimates for the recreational user consuming meat from these biota would have been greater.

The primary uncertainty related to summarizing information is the effect of summarization upon the identification of “hot spots” or areas of very high contamination. To address this concern, an assessment of individual sampling stations (i.e., “well-by-well” assessment) was performed. This assessment allowed for a check of the area assignments and for the identification of individual hot spots. Therefore, the estimated effect of this uncertainty upon the BHHRA’s results is small.

6.2.4 Uncertainties related to use of default values when estimating dermal absorbed dose

In this assessment, the default dermal absorption factors (i.e., permeability constants) for water provided by EPA guidance were used. While there is some uncertainty in these permeability constants, there is less for these parameters than the uncertainty in absorption values for soil. Additionally, there is no disagreement between the permeability constants recommended by the Commonwealth of Kentucky and those recommended by EPA. Therefore, in the GWOU BHHRA, the uncertainty related to dermal absorption is estimated to be small.

6.3 UNCERTAINTIES ASSOCIATED WITH TOXICITY ASSESSMENT

Uncertainties related to the toxicity assessment are from three sources. These are uncertainty due to lack of toxicity values for some chemicals, uncertainty in the calculation of toxicity values by EPA, and uncertainty in the calculation of absorbed dose toxicity values from administered dose toxicity values. Each of these is discussed in the following paragraphs.

6.3.1 Uncertainties due to lack of toxicity values for some chemicals

Uncertainties due to lack of toxicity values for some chemicals results from two sources in this BHHRA. These are the uncertainty from the use of provisional or withdrawn values and the uncertainty from extrapolating a toxicity value for an administered dose (oral) to an inhalation dose.

The uncertainty from the use of provisional or withdrawn values had a significant effect on the results of the BHHRA. Some COPCs did not have approved toxicity values, so a provisional or withdrawn value was used. Notable among these COPCs are lead and TCE. For lead, a provisional RfD was provided by KDEP in a comment package on the WAG 17 RI/BHHRA. As shown in the exhibits in Sect. 5, the systemic toxicity posed by lead dominates all land use scenarios in those sectors where lead was detected. For better interpretation of the systemic toxicity results for the rest of the COPCs in the BHHRA, results with and without contributions from lead are provided. For TCE, the standard practice at the PGDP is to use the withdrawn TCE toxicity values in assessments because TCE is the dominant organic compound contaminant found in groundwater and not including TCE in the assessment of risks would be inappropriate. In any case, the effect of using these provisional and withdrawn values on the final risk estimates was large. (See Table 7.1 and 7.2 for additional consideration of this uncertainty.)

In some earlier BHHRAs completed for the PGDP, for the PCBs (e.g., Aroclor 1254, 1260, etc.), there was uncertainty in the selection of the appropriate toxicity value for individual Aroclors because of difficulty in the identification of specific Aroclors in the laboratory, the differential media accumulation of the Aroclors over time, and weathering processes which alter Aroclors over time making the Aroclors appear to be more chlorinated than they really are. To address these concerns and to ensure that the risk estimates for Aroclors were conservative, KDEP required that all PCBs be evaluated as Aroclor 1260. The GWOU BHHRA is consistent with KDEP guidance because in this assessment the cancer toxicity values for all Aroclors were assumed to be equal to 2.0 mg/(kg-day). (See Sect. 4.) Therefore, unlike the earlier BHHRAs performed at PGDP where the effect of the uncertainty in the selection of the appropriate

toxicity values for PCBs on the final risk values may have been moderate, the effect of this uncertainty on the final risk values in the current assessment on the final risk number is small.

Including inhalation toxicity values extrapolated from toxicity values based on administered doses in the risk characterization would not have significantly affected the results of the GWOU BHHRA. While EPA guidance recommends against extrapolating between oral and inhalation toxicity values because of the differing path a chemical entering through the lungs must follow before exerting its effect versus entry through the gut, examination of this form of extrapolation as an uncertainty in assessments for the PGDP was requested by the regulatory community. Previous work at the PGDP, in which this effect was examined quantitatively, determined that including extrapolated inhalation toxicity values in the risk characterization resulted in insignificant changes in the final risk estimates. Therefore, the estimated effect of this uncertainty on risk results is small.

6.3.2 Uncertainties in deriving toxicity values

Standard EPA RfDs and slope factors were used to estimate potential noncarcinogenic and carcinogenic health effects from exposure to chemicals. Considerable uncertainty is associated with the method applied to derive slope factors and RfDs. The EPA has working groups that review all relevant human and animal studies for each compound and select the studies pertinent to the derivation of the specific RfD and slope factor. These studies often involve data from experimental studies in animals, high exposure levels, and exposures under acute or occupational conditions. Extrapolation of these data to humans under low-dose, chronic conditions introduces uncertainties. The magnitude of these uncertainties is addressed by applying uncertainty factors to the dose response data for each applicable uncertainty. These factors are incorporated to provide a margin of safety for use in human health risk assessments. The effect of uncertainties in calculation of chemical toxicity values is moderate.

Unlike the uncertainty associated with chemical toxicity values, the uncertainty associated with radionuclide toxicity values is small. The dose-response relationship between cancer and ionizing radiation has been evaluated in many reports and is well established. In addition, unlike toxicity values for chemicals, risk factors for radionuclides are extrapolated from the cancer risk established using the Japanese Atomic Bomb Survivors database and a relative risk projection model. Therefore, these values are based on human data.

6.3.3 Uncertainties due to calculation of absorbed dose toxicity values from administered dose toxicity values

Uncertainty exists in the validity of the calculations used to convert an administered dose toxicity value to an absorbed dose. Of greatest importance is the lack of consideration of point-of-contact effects in this calculation. For example, some organic analytes can cause a toxic or cancer response in skin. This effect is not considered in the calculation of absorbed dose toxicity values from administered dose toxicity values using EPA protocols. Similarly, the administered dose response for many chemicals relies on the delivery of a high concentration of contaminants to the liver via the portal system after ingestion; this effect is not seen if a contaminant is absorbed through the skin due to the larger distribution space for the contaminant absorbed through the skin. However, even with these uncertainties, the effect of the uncertainty in calculation of absorbed dose toxicity values from administered dose toxicity values upon the risk estimates is assumed to be small.

6.4 UNCERTAINTIES ASSOCIATED WITH RISK CHARACTERIZATION

Two uncertainties are related to risk characterization. The first is the method used to combine HQs and chemical-specific ELCRs over pathways and combine pathway HIs and ELCRs to calculate total HI

and ELCR. The second is the uncertainty added to the assessment by combining risks from chemicals and radionuclides. These uncertainties are discussed in the following subsections.

6.4.1 Combining chemical-specific risk values and pathway risk values

The primary uncertainty in risk characterization is the method used to combine HQs and chemical-specific ELCRs over pathways and combine pathway HIs and ELCRs to calculate total HI and ELCR. The uncertainties in this method are discussed in the following text.

The method used to calculate pathway HIs and ELCRs in the BHHRA followed EPA protocols (Methods Document). This guidance calls for the simple summation of HQs and chemical-specific ELCRs to calculate pathway HIs and ELCRs, respectively. This method assumes that all effects between chemicals are additive. EPA makes this assumption because information concerning the effect of chemical mixtures is lacking. Specific limitations of this approach for systemic toxicity effects have been reported by EPA in RAGS.

- Little is known about the effects of chemical mixtures; although additivity is assumed, it is possible that the interaction of multiple chemicals could be synergistic or antagonistic.
- The RfDs and RfCs do not have equal accuracy or precision and are not based on the same severity of effects.
- Dose additivity is most properly applied to compounds that induce the same effect by the same mechanism of action. While the approach recommended by EPA is a useful screening-level approach, the potential for at least noncarcinogenic effects to occur can be overestimated for chemicals that act by different mechanisms and on different target organs.

Therefore, the effect of this uncertainty on the estimate of systemic toxicity depends on how many contaminants drive systemic toxicity and if the contaminants have different endpoints. In this BHHRA, many contaminants do drive systemic toxicity for most scenarios, and these contaminants do have differing endpoints. However, as shown in exhibits in Sect. 5, individual contaminants alone contribute significant levels of risk for each scenario, and the HI associated with the single contaminant alone is great enough that a systemic toxic effect may be reasonably expected. Therefore, the effect of this uncertainty on HIs is small.

Specific limitations for this approach in regard to chemical carcinogenesis have also been reported by EPA in RAGS:

- Cancer risks (i.e., ELCRs) are based on slope factors that represent an upper 95th percentile estimate of potency; the upper 95th percentiles of probability distributions are not strictly additive. Summing these risks can result in an overly conservative estimate of lifetime ELCR.
- Cancer risks may not be additive. Similar to HI, the endpoints may differ, and mechanisms of effect may vary.
- Not all slope factors contain the same weight-of-evidence for human carcinogenicity. As explained in Sect. 4, EPA recognizes this by placing weight-of-evidence classifications on all slope factors. Those contaminants with an A weight-of-evidence should probably receive more attention in the selection of a remedial design than contaminants with a B or C classification. Similarly, a contaminant with a B classification should probably receive greater attention than one with a C classification. The simple combination of ELCRs does not take this hierarchy into account.

Therefore, the uncertainties involved in combining chemical-specific ELCRs and pathway ELCRs are considerable. However, the effect of these uncertainties on the total ELCRs presented in the BHHRA is small because a single chemical dominates the pathway ELCR for most pathways. Therefore, the potential effect of mixtures is reduced.

6.4.2 Combining risks from chemicals with those from radionuclides

Some uncertainty is associated with adding risks from chemical exposure to those from exposure to radionuclides. This uncertainty arises from two sources. First, as noted in Subsect. 4, the slope factors used to characterize the risk from chemicals are derived differently from the slope factors used to characterize risk from radionuclides. This difference may result in estimates of chemical exposure risks that may be considered to be upper-bound risk estimates and estimates of radionuclide exposure risks that may be considered to be central tendency (i.e., “best”) estimates. Therefore, combining chemical exposure and radionuclide exposure risk estimates to estimate total risk for a land use scenario may place too much emphasis on chemical exposure risk. Second, the mechanism by which chemicals may cause cancer may vary from the mechanism by which radionuclides may cause cancer (see Subsect. 4). This difference in mechanism of action inflates the uncertainties discussed in Subsect. 6.4.1 that assume cancer risks are additive. Overall, the effect of this uncertainty on the total risk value for each land use scenario is small because, as discussed in Subsect 6.4.1, generally one COC drives the risks. Where multiple chemicals and radionuclides drive risk, the effect of this uncertainty could be moderate.

6.5 SUMMARY OF UNCERTAINTIES

As is shown in the previous subsections, the risk estimates could vary considerably if different assumptions were used in deriving the risk estimates or if better information was available for some parameters. [Exhibit 6.3](#) summarizes the estimated effects of each uncertainty mentioned previously.

Note that the only uncertainty with an effect estimated to be large is the use of the provisional toxicity values. Because this uncertainty was identified as being large and the effect for exposure to lead was easy to quantify, it receives greater attention in summary discussions than other uncertainties discussed in this BHHRA. This attention is not meant to imply that the authors believe that the provisional toxicity should not have been used in this assessment.

Exhibit 6.3. Summary of uncertainties

Description of Uncertainty	Estimated Effect ¹		
	Small	Moderate	Large
Uncertainties related to data and data evaluation			
Inclusion of infrequently detected analytes	X		
Inclusion of infrequently analyzed for analytes	X		
Lack of consideration of temporal patterns in detection of analytes	X		
Quantitation limits for some analytes exceeding their respective human health risk-based concentrations	X		
Inclusion of common laboratory contaminants	X		
Lack of comparison of analyte concentrations to concentrations in associated blanks	X		
Removal of analytes from the COPC list on the basis of a toxicity screen	X		
Removal of analytes from the COPC list on the basis of a background comparison	X		
Characterization of exposure point concentrations for environmental media under current conditions	X		
Characterization of exposure point concentration for environmental media under future conditions		X	
Use of results from total versus filtered samples	X		
Uncertainties related to exposure assessment			
Incorporation of biota fate and transport modeling into risk estimates		X	
Use of RME parameters versus average parameters for all exposure routes and pathways	X		
Summation of risk across areas and across scenarios	X		
Uncertainties related to toxicity assessment			
Use of provisional toxicity values for the systemic toxicity of lead			X
Use of provisional or withdrawn toxicity values for systemic toxicity and ELCR		X	
Route-to-route extrapolation in derivation of toxicity values	X		
Derivation of toxicity values			
Chemicals		X	
Radionuclides	X		
Selection of toxicity values for PCBs	X		
Calculation of absorbed dose toxicity values from administered dose toxicity values	X		
Uncertainties related to risk characterization			
Combination of chemical –specific risk values to yield route-specific risk values	X		
Combination of route-specific risk values to yield cumulative (total) risk values	X		
Combination of chemical-specific cumulative risk values with radionuclide-specific cumulative risk values to yield total risk values	X		

¹ Definitions of effects are:

Small = Uncertainty should not cause the risk estimate to vary by more than one order of magnitude.

Moderate = Uncertainty may cause the risk estimate to vary by between one and two orders of magnitude.

Large = Uncertainty may cause the risk estimate to vary by over two orders of magnitude.

7. SUMMARY AND CONCLUSIONS

This section summarizes the results of the risk assessment and draws conclusions from the results. Although the primary purpose of this section is to provide a concise summary of each of the risk assessment steps without the use of tables, extensive explanations, or justifications, this section also includes a series of observations derived by combining the results of the risk assessment with the uncertainties affecting the GWOU BHHRA. The compilation of these observations begins the risk management process that continues in Sect. 1.2.6 of the FS Report.

7.1 DATA EVALUATION AND SELECTION OF COPCS

Chemicals of potential concern were selected from data derived from unfiltered groundwater samples collected at and around the PGDP since 1993. This groundwater data set was screened to produce a final list of COPCs grouped by geographical area (Areas a through n), depth of sampling (UCRS, RGA, McNairy, and “other”), and method of sample collection (monitoring well, driven rod, faucet, and boring). Geographical areas were defined as follows:

- Area a – Inside TCE contaminated area at C-400 Building – Inside industrialized area
- Area b – Inside the Northwest TCE Plume – Inside industrialized area (i.e., west main plant)
- Area c – Inside the Northeast TCE Plume – Inside industrialized area (i.e., east main plant)
- Area d – Outside the TCE Plumes – South of C-400 in industrialized area
- Area e – Inside the Northwest TCE Plume – Outside industrialized area
- Area f – Inside the Northeast TCE Plume – Outside industrialized area
- Area g – Outside the TCE Plumes – West of industrialized area (i.e., west of plume)
- Area h – Outside the TCE Plumes – East of industrialized area (i.e., east of plume)
- Area i – Outside the TCE Plumes – North of industrialized area (i.e., between the plumes)
- Area j – Outside the TCE Plumes - Tennessee Valley Authority area (TVA)
- Area k – Outside the TCE Plumes – South of industrialized area above terrace
- Area l – Inside plant area – Composed of Areas a, b, c, and d
- Area m – Outside plant area – Composed of Areas e, f, g, h, i, j, and k
- Area n – All groundwater – Composed of Areas l and m

Areas a through k were developed to ensure that the summary statistics (i.e., average contaminant concentrations) derived in the GWOU BHHRA were comparable to those developed during the BHHRA previously completed as part of the investigations of the Northwest Plume and to let the GWOU BHHRA create lists of COCs for specific areas at and around the PGDP. Areas l through n were used to investigate the average risk posed through use of water drawn from the larger areas to let this BHHRA develop plant-wide lists of COCs.

In addition to the area assessment, which used the aforementioned data aggregates, two additional assessments requiring different data sets were completed. The first of these was a “well-by-well” assessment that was completed using summary statistics developed from groundwater results collected at each sampling station. This assessment was performed to examine uncertainties in the area assessment due to data summarization. The second of these was a risk assessment based upon future modeled concentrations. This assessment was performed to examine the potential contribution to risk at four integration points (i.e., PGDP security fence, PGDP property boundary, at Little Bayou Creek, and near the Ohio River) from sources of contamination identified in previous source unit investigations.

The number of COPCs identified for each area and depth classification combination varied markedly in the area assessment. Over the geographical areas, Areas a through d and Area i and k had the greatest number of COPCs, and Areas e through h and j had the fewest. Over depth classifications, the UCRS tended to have more COPCs than other depths for the areas inside the fence and in Areas i and k, but the RGA tended to have more COPCs than other depths for areas outside the fence. The McNairy Formation had the fewest COPCs in all areas.

Over all areas, the majority of the COPCs were inorganic chemicals followed in number by organic compounds and radionuclides. Specifically, for Area n (UCRS) groundwater, 37 COPCs were inorganic chemicals, 25 COPCs were organic compounds, and 15 COPCs were radionuclides; for Area n (RGA) groundwater, 38 COPCs were inorganic chemicals, 38 COPCs were organic compounds, and 15 COPCs were radionuclides; and, for Area n (McNairy Formation) groundwater, 24 COPCs were inorganic chemicals, 1 COPC was an organic compound, and 8 COPCs were radionuclides. For Area k (groundwater collected to the south of the PGDP), 29 COPCs were inorganic chemicals, 11 COPCs were organic compounds, and 10 COPCs were radionuclides.

7.2 EXPOSURE ASSESSMENT

Historical information and newly collected data were used to develop a conceptual site model for the GWOU. After consideration of all data, the scenarios selected for assessment in the area BHHRA were the industrial worker, recreational user, and rural resident. While current exposure to groundwater at all locations except Little Bayou Creek was determined to be unlikely, each of the scenarios was assumed to be equally likely under future conditions. The exposure routes assessed under each of the scenarios for the area BHHRA did not differ with geographical area or depth of sampling. These exposure routes are summarized in the following material.

Industrial worker

- ingestion of groundwater,
- dermal contact with groundwater while showering, and
- inhalation of vapors emitted by groundwater while showering.

Recreational user

- incidental ingestion of water while swimming in ponds filled with groundwater,
- dermal contact with water while swimming in ponds filled with groundwater,
- dermal contact with water while wading in ponds filled with groundwater,
- consumption of fish raised in ponds filled with groundwater,
- consumption of venison from deer drinking groundwater,
- consumption of meat from rabbits drinking groundwater, and
- consumption of meat from quail drinking groundwater.

Rural resident

- ingestion of groundwater,
- dermal contact with groundwater while showering,
- inhalation of vapors emitted by groundwater during household use,
- inhalation of vapors emitted by groundwater while showering,
- consumption of vegetables,

- consumption of beef from cows drinking groundwater,
- consumption of milk from cows drinking groundwater,
- consumption of meat from chickens and turkeys drinking groundwater,
- consumption of eggs from chickens drinking groundwater, and
- consumption of pork from swine drinking groundwater.

For the “well-by-well” assessment and the assessment that used future modeled concentrations, only the rural resident was assessed in order to limit the results to a manageable size.

After selection of the exposure routes, chronic daily intakes (i.e., chronic doses) were calculated for each medium using standard exposure models. Most parameters used in models were default values; however, site-specific information, especially for the biota pathways, was included.

7.3 TOXICITY ASSESSMENT

The toxicity values used in the risk assessment were those approved by the United States Environmental Protection Agency or recommended for use by the Commonwealth of Kentucky Department of Environmental Protection. After compiling toxicity information, it was determined that the majority of the COPCs had a toxicity value available for one or more routes of exposure.

7.4 RISK CHARACTERIZATION

Risks were characterized by integrating the chronic daily intakes calculated during the exposure assessment and the toxicity values collected during the toxicity assessment. As a result of this characterization, it was determined that there are unacceptable risks associated with exposure to groundwater from virtually all area and depth classifications. Significant results of the risk characterization for the area assessment are presented below.

7.4.1 Land use scenarios of concern

For the area assessment, not all area/depth classifications were found to have land use scenarios of concern for both systemic toxicity and ELCR. However, the RGA was found to be of concern for all uses in all areas, and the UCRS was found to be of concern for residential and industrial use in all areas where data were available and for recreational use in all but Areas c, f, h, and j.

The McNairy Formation had more areas where the land uses assessed were not of concern than the UCRS and RGA. Under the industrial worker scenario, Areas a, c, d, f, and i, were not of concern; under the recreational user, Areas a, c, d, f, h, and i were not of concern; and under the rural resident, Areas a, b, and f were not of concern. (Note that data were not available for the McNairy Formation in Areas a and b. Also, the McNairy Formation did not apply to Area k.)

Area k (i.e., groundwater taken to the south of the PGDP) was of concern for each land use for systemic toxicity and ELCR.

7.4.2 Contaminants of concern

Multiple COCs were found for each of the land uses. For the UCRS, over all areas and land uses, a total of 36 COCs for systemic toxicity and 21 COCs for ELCR were identified (including Area k). Of the COCs for systemic toxicity, 21 were inorganic chemicals and 15 were organic compounds. Of the COCs for ELCR, 2 were inorganic chemicals, 9 were organic compounds, and 10 were radionuclides.

Combining the results for systemic toxicity and ELCR and considering the magnitude of the chemical-specific HIs and ELCRs, the following COCs were identified as “priority COCs” in UCRS groundwater across all use scenarios (excluding Area k):

- Inorganic chemicals – arsenic, antimony, beryllium, cadmium, chromium, iron, lead, manganese, nickel, and vanadium.
- Organic compounds – 1,1-dichloroethene, benzene, chloroform, ethylbenzene, naphthalene, *trans*-1,2-dichloroethene, *cis*-1,2-dichloroethene, TCE, and vinyl chloride.
- Radionuclides – ²²²Rn.

For Area k, the “priority COCs” in groundwater across all use scenarios were:

- Inorganic chemicals – antimony, beryllium, cadmium, iron, lead, manganese, and vanadium
- Organic compounds – 1,1-dichloroethene, 1,2-dichloroethene, naphthalene, *cis*-1,2-dichloroethene, TCE, and vinyl chloride.
- Radionuclides – ²²²Rn.

For the RGA, over all areas and land uses, a total of 38 COCs for systemic toxicity and 28 COCs for ELCR were identified. Of the COCs for systemic toxicity, 19 were inorganic chemicals and 21 were organic compounds. Of the COCs for ELCR, 2 were inorganic chemicals, 17 were organic compounds, and 9 were radionuclides.

Combining the results for systemic toxicity and ELCR and considering the magnitude of the chemical-specific HIs and ELCRs, the following COCs were identified as “priority COCs” in RGA groundwater across all use scenarios:

- Inorganic chemicals – antimony, arsenic, beryllium, cadmium, chromium, iron, lead, manganese, molybdenum, and vanadium.
- Organic compounds – 1,1-dichloroethene, acrylonitrile, carbon tetrachloride, Aroclor-1254, tetrachloroethene, *cis*-1,2-dichloroethene, *trans*-1,2-dichloroethene, TCE, and vinyl chloride
- Radionuclides – ²²⁶Ra and ²²²Rn.

For the McNairy Formation, over all areas and land uses, a total of 15 COCs for systemic toxicity and 7 COCs for ELCR were identified. Of the COCs for systemic toxicity, 14 were inorganic chemicals and 1 was an organic compound. Of the COCs for ELCR, 2 were inorganic chemicals, 1 was an organic compound, and 4 were radionuclides.

Combining the results for systemic toxicity and ELCR considering the magnitude of the chemical-specific HIs and ELCRs, the following COCs were identified as “priority COCs” in McNairy Formation groundwater across all use scenarios:

- Inorganic chemicals – antimony, arsenic, beryllium, cadmium, chromium, iron, manganese, molybdenum, and vanadium.

- Organic compounds – TCE.
- Radionuclides – ^{222}Rn .

(Note that “priority COCs” are those that present either a chemical-specific HI or ELCR at one or more areas, across all land uses, that exceeds 1 or 1×10^{-4} , respectively.)

7.4.3 Pathways of concern

All direct contact exposure routes (i.e., those involving ingestion, dermal contact, and inhalation) and the sum of the biota consumption exposure routes were of concern for at least one area/depth classification combination. However, specific biota consumption routes were determined to not be of concern for some areas. Biota consumption routes for the recreational user not of concern in any area were consumption of venison, rabbit, and quail. Biota consumption routes for the resident not of concern in any area were consumption of eggs and consumption of pork. Biota consumption routes for the recreational user and resident that were of concern for virtually all area and depth classification combinations were consumption of fish and consumption of vegetables, respectively.

7.5 OBSERVATIONS

This section presents observations based on the risk results and uncertainties discussed in the previous sections and begins the risk management process that continues in Sect. 1.2.6 of the FS Report. Note that results in this section focus upon the results of the rural residential scenario because these results receive the greatest attention in the GWOU FS Report. Also note that these observations were made after removing the contribution of lead to total systemic toxicity. As discussed previously, the use of the provisional lead RfD provided by KDEP resulted in total HIs that exceeded 1,000 for some area/depth classification combinations. However, when this provisional value was not included in the risk characterization, total HIs were often an order of magnitude or more smaller. Because the total HIs calculated using the provisional lead RfD were dominated by the HI of lead, a quantitative uncertainty analysis in which contributions from lead are not included and should be considered when examining the hazards presented by other COCs.

Due to the uncertainty in the provisional lead RfD, the risk presented by lead may be better understood using comparisons to regulatory agency screening values and results of EPA’s IEUBK lead model. These comparisons show that lead concentrations in unfiltered groundwater drawn from many area/depth classification combinations are unacceptable. Specific area/depth classifications determined to have unacceptable lead concentrations in unfiltered water by the IEUBK model were Area a (UCRS), Area b (RGA), Area d (UCRS and RGA), Area g (RGA), Area i (UCRS), Area k (all), Area l (UCRS and RGA), Area m (UCRS and RGA), and Area n (UCRS and RGA).

Area/depth classifications determined to be of concern differed only slightly when selected using the benchmarks in the Methods Document (i.e., total HI > 1 and total ELCR > 1×10^{-6}) versus using EPA’s generally acceptable risk range (i.e., total HI > 1 and total ELCR > 1×10^{-4}) (EPA 1999c). Under the benchmarks used in the Methods Document, the following area/depth classifications were determined to have unacceptable risk for the residential use scenario: Area a (UCRS and RGA), Area b (all), Area c (UCRS and RGA), Area d (all), Area e (all), Area f (UCRS and RGA), Area g (all), Area h (all), Area i (all), Area j (RGA and McNairy Formation), Area k (all), Area l (all), Area m (all), and Area n (all). Under EPA’s generally acceptable risk range, the following area/depth classifications were determined to have unacceptable risk for the industrial worker use scenario: Area a (UCRS and RGA), Area b (all), Area c (UCRS and RGA), Area d (UCRS and RGA), Area e (all), Area f (UCRS and RGA), Area g

(UCRS and RGA), Area h (all), Area i (all), Area j (RGA and McNairy Formation), Area k (all), Area l (all), Area m (all), Area n (all). (Note that these results are for direct contact exposure routes and for the case where contribution from lead to systemic toxicity is not considered.)

When considered as a group, the uncertainties (including that involving lead) have effects upon the final total risk estimates that are significant in some cases. These effects are demonstrated in Tables 7.1 and 7.2 where the HIs and ELCRs derived after addressing each uncertainty are presented. For example, as shown in Table 7.1, total or cumulative HI for Area a (RGA) decreases from 39,000 before addressing any uncertainties to 22.0 after removing the contribution of lead and contribution from COPCs that have provisional or withdrawn toxicity values, that are common laboratory contaminants, and that were infrequently detected. However, also as shown in Table 7.1, total or cumulative HI for Area i (RGA) changes little after addressing each of the uncertainties (i.e., 37.0 versus 33.0). Similar results for ELCR are in Table 7.2.

An exposure route found to contribute significantly to total HI and ELCR in this assessment, unlike some earlier assessments performed for the PGDP, is risk from inhalation of vapors emitted from groundwater during showering and household use. As demonstrated in Sect. 5, this exposure route was significant for all area/depth classifications where TCE and its breakdown products were detected at high concentrations and where ^{222}Rn was detected in groundwater at concentrations greater than background.

Although most COCs for groundwater identified in the area risk assessment match well with those identified in earlier source and integrator unit BHRAs, one COC deserves special attention because it was not identified as being important in the earlier assessments and because it does not appear to be related to the common data problems (i.e., sampling bias, frequency of detection, or frequency of analysis). This COC is ^{222}Rn . As can be seen in the exhibits in Sect. 5, ^{222}Rn drives ELCR for those area/depth classifications where TCE and its breakdown products were not present at significant concentration. In fact, ^{222}Rn is an important risk driver for the resident in Area d (RGA), Area e (all), Area f (UCRS and RGA), Area g (UCRS and RGA), Area h (all), Area i (UCRS and RGA), Area k, Area m (UCRS and McNairy Formation), and Area n (McNairy Formation). To examine this phenomenon in more detail, detected concentrations of ^{222}Rn in groundwater were summarized and compared to background concentrations and human health RBCs (see Exhibit 7.1). As shown in that exhibit, the ^{222}Rn do not appear to be higher onsite than offsite in the RGA when the comparison is between all areas inside the security fence (i.e., 430 pCi/l, Area l) and all areas outside the security fence (i.e., 447 pCi/l, Area m). Also, when RGA ^{222}Rn concentrations are summarized within area, the two highest exposure concentrations (1,450 pCi/l, Area c and 753 pCi/l, Area d) and the lowest exposure concentration (242 pCi/l, Area b) were those for areas inside the security fence. (Note that ^{222}Rn was not a COPC for Area a because the maximum detected concentration was less than the RGA background concentration.) These results indicate that the identification of ^{222}Rn as a priority COC is probably an artifact of the data analysis; however a specific cause cannot be identified. This conclusion regarding anomalous results is further supported by results in a study entitled *Paducah Groundwater Contamination, Detailed History and Summary of Future Actions* (MMES 1988). In this study, residential and monitoring wells were sampled for ^{222}Rn from 1 to 4 times over a 3-month period. The results from residential wells ranged from 143 to 481 pCi/liter (ignoring 2 outlier samples with values of 740 and 1,309 pCi/liter). The results from monitoring wells located on the PGDP ranged from 194 to 340 pCi/liter. Using these results and a comparison to results published by EPA for samples from public supply wells located near the PGDP (LaCenter 391 pCi/liter and Metropolis 550 pCi/liter), the report concludes that ^{222}Rn found “in the plant aquifer is unrelated to plant operations.”

Like ^{222}Rn 's contribution to total ELCR, which appears to be related to sampling bias, the contribution of arsenic and beryllium to total ELCR also appears to be related to sampling as does the contribution of several other inorganic chemicals to total HI. As shown in Table 6.5a through 6.5f, the contribution of inorganic chemicals to total HI and total ELCR decreases markedly if results of filtering

Exhibit 7.1. Concentrations of ²²²Ra (µg/L) by area and comparison to human health risk-based concentrations and background concentrations¹

Location	Frequency of Detection	Exposure Concentration	Minimum Detected Concentration	Maximum Detected Concentration	COPC?²
UCRS (Background concentration is not available; RBC = 1.4 pCi/l)³					
Area a	1/1	461	461	461	Yes
Area b	38/38	1,040	12.0	2,050	Yes
Area c	0/0	NA	ND	ND	No
Area d	5/5	453	135	512	Yes
Area e	21/21	165	40	253	Yes
Area f	1/1	471	471	471	Yes
Area g	7/7	630	372	695	Yes
Area h	1/1	268	268	268	Yes
Area i	5/5	469	288	519	Yes
Area j	0/0	NA	ND	ND	No
Area k (Terrace ⁴)	30/30	895	9.0	1,310	Yes
Area l	44/44	957	12.0	2,050	Yes
Area m	35/35	336	40.0	695	Yes
Area n	79/79	806	12.0	2,050	Yes
RGA (Background concentration = 640 pCi/l; RBC = 1.4 pCi/l)³					
Area a	4/4	NA	278	604	No
Area b	247/247	242	11.0	2,230	Yes
Area c	16/16	1,450	236	6,590	Yes
Area d	44/44	753	71.0	9,480	Yes
Area e	255/255	401	51.0	861	Yes
Area f	13/13	528	257	848	Yes
Area g	138/138	630	55.0	1,970	Yes
Area h	57/57	336	0.8	1,060	Yes
Area i	30/30	574	208	930	Yes
Area j	0/0	NA	ND	ND	No
Area l	311/311	430	11.0	9,480	Yes
Area m	498/499	447	0.8	1,970	Yes
Area n	809/810	431	0.8	9,480	Yes
McNairy Formation (Background concentration = 291 pCi/l; RBC = 1.4 pCi/l)³					
Area a	0/0	NA	ND	ND	No
Area b	31/31	NA	22	291	No
Area c	0/0	NA	ND	ND	No
Area d	13/13	NA	37.0	145	No
Area e	31/31	277	143	391	Yes
Area f	4/4	NA	173	267	No
Area g	9/9	NA	67.0	178	No
Area h	9/9	261	130	333	Yes
Area i	1/1	NA	64	64	No

Exhibit 7.1. Concentrations of ²²²Ra (µg/L) by area and comparison to human health risk-based concentrations and background concentrations¹ (continued)

Location	Frequency of Detection	Exposure Concentration	Minimum Detected Concentration	Maximum Detected Concentration	COPC?²
Area j	0/0	NA	ND	ND	No
Area l	44/44	NA	22.0	291	No
Area m	54/54	239	64.0	391	Yes
Area n	98/98	187	22.0	391	Yes

Notes: NA indicates that lead is not a COPC for the area. Therefore, a representative concentration is not available.
 ND indicates that lead was not detected in any sample. Check the frequency of detection column to determine if analyses for lead were performed on any samples.

¹ The minimum and maximum concentrations were taken from Table 2.5. The exposure concentration is the lesser of the maximum detected concentration and the upper 95% confidence level on the mean concentration and is taken from Table 8.1.

² ²²²Ra was selected as a COPC if the maximum exposure concentration exceeded both the background concentration and the RBC.

³ Background values are for total or unfiltered samples and are from App. D of the GWOU FS Report. The RBC is taken from those used to perform the toxicity screen performed earlier in this baseline human health risk assessment.

⁴ Area k includes water drawn from wells completed in Terrace Gravels, Eocene Sands, and Porters Creek Clay.

are considered. For example, with filtering, contributions from arsenic and beryllium to total ELCR decreases to below *de minimus* levels for Area a (RGA), Area e (UCRS), Area f (RGA), Area g (RGA and McNairy Formation), Area h (RGA), and Area j (RGA). Therefore, the importance of the inorganic chemicals in the total HI and ELCR estimates may be an artifact of sampling and not be real.

With integration of the risk results and uncertainties, the conclusion reached during the earlier Site Investigation Phase II risk assessment are valid for this GWOU BHHRA as well. In general, the contamination problem posing the greatest risk is from use of groundwater at the PGDP is the presence of TCE and its breakdown products in the aquifer. Although several inorganic chemicals and some radionuclides contribute significantly to total risk, these contaminants may be related to sampling or other biases and be of less relative importance. However, the other contaminants and contamination in source areas needs to be considered when developing remedies for groundwater contamination and its sources at the PGDP because modeling results indicate that unacceptable risks may develop if contaminants are allowed to continue to migrate from these source areas. However, because the modeling results are very uncertain, the appropriate risk management decision may be to address the TCE contamination in the short-term.

THIS PAGE INTENTIONALLY LEFT BLANK

8. REMEDIAL GOAL OPTIONS

This section presents RGOs for the COCs identified in Sect. 5 and the methods used to calculate the RGOs. These RGOs should not be interpreted as clean-up goals but as risk-based values that may be used to guide the development of clean-up goals by risk managers. Clean-up goals are determined and finalized in decision documents and not in this risk assessment. RGOs were calculated for groundwater at each location. Where ingestion rates differed between adults and children, the more conservative child ingestion rates were used in the calculation of the RGOs. In addition, the MCLs for the COCs affecting each receptor are in an exhibit presented at the end of this section. Note that MCLs are also not clean-up criteria. The National Contingency Plan notes that reduction of contaminant concentrations below MCLs may be required if multiple contaminants are present or if contaminants may reach a receptor through exposure routes not considered in the development of MCLs. Therefore, risks for use of contaminated groundwater must be presented in addition to a simple screen against MCLs so that risk managers can make decisions.

8.1 CALCULATION OF RGOS

EPA guidance directs that RGOs are to be calculated for all COCs identified in a baseline risk assessment. The COCs identified in this risk assessment and their RGOs are presented in Tables 8.1, 8.2, and 8.3. The program used to calculate these RGOs is Program 12 in Attachment 3 of the BHHRA.

EPA guidance (EPA 1991) directs that RGOs for each COC are to be calculated by rearranging the equations used to calculate each COC's HQ or chemical-specific ELCR so that the equation can be used to solve for a concentration of the COC that will result in target total HIs of 0.1, 1.0, and 3.0 and target total ELCRs of 1×10^{-4} , 1×10^{-5} , and 1×10^{-6} . Here, the target total HI is defined as the sum of a COC's HQs over all pathways of concern, and the target total ELCR is defined as the sum of a COC's chemical-specific ELCRs over all pathways of concern. While rearranging the risk equations and solving for a concentration is one approach to calculating RGOs, it is simpler to use the fact that risk is calculated in this risk assessment by linearly combining a series of exposure factors and toxicity factors with each analyte's environmental concentration. Therefore, the risk posed by an analyte at any given concentration is directly related to the risk posed by that analyte at any other concentration. This relationship is illustrated in the following equation.

$$\frac{\text{Concentration}}{\text{Risk}} = \frac{\text{RGO}}{\text{Target Risk}}$$

where:

- Concentration is the exposure concentration for the medium.
- Risk is the risk posed by exposure to the contaminated medium.
- RGO is the remedial goal option.
- Target Risk is one of the values listed above.

8.2 PRESENTATION OF RGOS

The equation developed in the previous subsection was applied to each COC. The RGOs developed for all land use scenarios of concern, POCs, and COCs, for the BHHRA using this equation are presented in Tables 8.1, 8.2, and 8.3 along with each COCs representative (i.e., exposure) concentration. In addition, [Exhibit 8.1](#) provides the MCLs for COCs over all areas and receptors. The MCLs were taken from the RAIS accessed on February 5, 2000.

Exhibit 8.1. Maximum contaminant levels (MCLs) for COCs identified in the GWOU BHHRA for the Paducah Gaseous Diffusion Plant, Paducah, Kentucky

Chemical	Federal and State Primary Drinking Water MCLs µg/L	Federal and State Primary Drinking Water MCLs (Radionuclides) pCi/L	Federal and State Primary Drinking Water Proposed MCLs (Radionuclides) pCi/L	Federal Secondary Drinking Water SMCLs µg/L	State Secondary Drinking Water SMCLs µg/L
Acrylonitrile	-	-	-	-	-
All other manmade radionuclides	-	4 mrem/yr ⁵	4 mrem/yr ⁵	-	-
Aluminum	-	-	-	50-200	50-200
Antimony	6	-	-	-	-
Aroclor 1254	-	-	-	-	-
Arsenic	50	-	-	-	-
Barium	2000	-	-	-	-
Benzene	5	-	-	-	-
Beryllium	4	-	-	-	-
Bromodichloromethane	. ³	-	-	-	-
Cadmium	5	-	-	-	-
Carbon tetrachloride	5	-	-	-	-
Chloroform	. ³	-	-	-	-
Chromium	100	-	-	-	-
Chrysene	-	-	-	-	-
Copper	TT ¹	-	-	1000	1000
Dibromochloromethane	. ³	-	-	-	-
Dichloroethane, 1,2-	5	-	-	-	-
Dichloroethylene, 1,1-	7	-	-	-	-
Dichloroethylene, <i>cis</i> -1,2-	70	-	-	-	-
Dichloroethylene, <i>trans</i> -1,2-	100	-	-	-	-
Dimethylphenol, 2,4-	-	-	-	-	-
Ethylbenzene	700	-	-	30	-
Fluoride	4000	-	-	2000	2000
Iron	-	-	-	300	300
Lead	TT ¹	-	-	-	-
Manganese	-	-	-	50	50
Mercury	2	-	-	-	-
Methylene chloride	5	-	-	-	-
Naphthalene	-	-	-	-	-
Natural uranium	-	-	20	-	-
Nickel	100 ²	-	-	-	-
Nitrate (as N)	10000	-	-	-	-
Nitrate + Nitrite (as N)	10000	-	-	-	-
Polychlorinated biphenyls	0.5	-	-	-	-
Radium 226 ⁴	-	-	20	-	-
Radium 226 + Radium 228 ⁶	-	5	-	-	-
Radon 222	-	-	300	-	-
Silver	-	-	-	100	100
Tetrachloroethylene	5	-	-	-	-
Trichloroethane, 1,1,2-	5	-	-	-	-
Trichloroethylene	5	-	-	-	-
Vinyl chloride	2	-	-	-	-

Notes:

All values from the Risk Assessment Information System. This web site can be accessed at http://risk.lsd.ornl.gov/cgi-bin/guide/GUID_9709

Dashes indicate a value is not available under the respective column's header.

Exhibit 8.1 (continued)

- ¹ TT = Treatment technique. When the “action level” of 15 µg/L for lead or 1,300 µg/L for copper, measured at the 90th percentile at the consumer’s tap, is exceeded, corrosion control studies and treatment requirements are applicable. However, an OSWER memorandum (July 21, 1990) recommends a final cleanup level of 15 µg/L for lead in groundwater usable for drinking water is protective of sensitive subpopulations; this is TBC guidance, not an ARAR.
- ² EPA has deleted both the MCL and MCLG for nickel, which have been vacated by court ruling, effective February 23, 1995 (60FR 33926, June 29, 1995). However, Kentucky retains a nickel MCL of 100 µg/L in its drinking water regulations. See 401 KAR 8:250, Section 12.
- ³ For total trihalomethanes (i.e., sum of concentrations of chloroform, bromodichloromethane, dibromochloromethane, and bromoform), Kentucky retains a prior MCL of 100 µg/L. (See 401 KAR 8:500, Section 4).
- ⁴ The present MCL includes Ra-226 and excludes radon and uranium; the proposed MCL excludes all three radionuclides.
- ⁵ These values are not MCLs but are average annual concentrations that result in the effective dose equivalent (EDE) of 4 mrem/year, the MCL for gross beta emissions. If two or more radionuclides are present, the sum of their annual dose equivalent to the total body or to any part shall not exceed 4 mrem/year.
- ⁶ Combined ²²⁶Ra and ²²⁸Ra. Specific determinations of these radioisotopes are not necessary if dissolved gross alpha particle activity does not exceed 5 pCi/L.

THIS PAGE INTENTIONALLY LEFT BLANK

9. REFERENCES

- CH2M Hill. 1991a. *Results of the Public Health and Ecological Assessment, Phase II. Vol. 6 of Results of the Site Investigation, Phase II, at the Paducah Gaseous Diffusion Plant, Paducah, Kentucky.* KY/SUB/13B-977777C P-03/1991/1.
- CH2M Hill. 1991b. *Results of the Site Investigation, Phase I, at the Paducah Gaseous Diffusion Plant, Paducah, Kentucky.* KY/ER-4.
- CH2M Hill. 1992. *Results of the Site Investigation, Phase II, at the Paducah Gaseous Diffusion Plant, Paducah, Kentucky.* KY/SUB/13B-977777C P-03/1991/1.
- Claussen, J. L., J. W. Douthitt, K. R. Davis, and B. E. Phillips. 1992. *Report of the Paducah Gaseous Diffusion Plant, Groundwater Investigation Phase III.* KY/E-150.
- COE (United State Army Corps of Engineers). 1994a. *Environmental Investigations at the Paducah Gaseous Diffusion Plant and Surrounding Area, McCracken County, Kentucky.* DOA Waterways Experiment Station, COE, Vicksburg, Mississippi, for DOA, Nashville District, COE, Nashville.
- DOE (United States Department of Energy). 1992a. *Baseline Risk Assessment for the Underground Storage Tanks at the C-200, C-710, and C-750 Buildings, Paducah Gaseous Diffusion Plant, Paducah, Kentucky.* Prepared by CDM Federal Programs Corporation for United States Department of Energy with Document Control Number 7905-003-DR-BBKX.
- DOE. 1993a. *Human Health Baseline Risk Assessment for the Northwest Plume, Paducah Gaseous Diffusion Plant, Paducah, Kentucky.* DOE/OR/07-1202.
- DOE. 1993b. *Record of Decision for Interim Remedial Action of the Northwest Plume at the Paducah Gaseous Diffusion Plant, Paducah, Kentucky* (DOE/OR/06-1127&D2).
- DOE..1994a. *Remedial Investigation Addendum for Waste Area Grouping 22, Burial Grounds, Solid Waste Management Units 2 and 3, at the Paducah Gaseous Diffusion Plant, Paducah, Kentucky.* DOE/OR/07-1141&D2.
- DOE. 1994b. *Remedial Investigation Addendum for Waste Area Grouping 23, PCB Sites, at the Paducah Gaseous Diffusion Plant, Paducah, Kentucky.* DOE/OR/07-1149&D2.
- DOE. 1994c. *Baseline Risk Assessment and Technical Investigation Report for the Northwest Dissolved Phase Plume, Paducah Gaseous Diffusion Plant.* DOE/OR/07-1286&D1.
- DOE. 1994d. *Action Memorandum for the Water Policy at the Paducah Gaseous Diffusion Plant, Paducah, Kentucky.* DOE/OR/06-1201&D2.
- DOE. 1995a. *Feasibility Study for Solid Waste Management Units 2 and 3 of Waste Area Group 22 at the Paducah Gaseous Diffusion Plant, Paducah, Kentucky.* DOE/OR/06-1246&D2.
- DOE. 1995b. *Proposed Remedial Action Plan for Interim Action at Solid Waste Management Units 2 and 3 of Waste Area Group 22, Paducah Gaseous Diffusion Plant, Paducah, Kentucky.* DOE/OR/06-1315&D2.

- DOE. 1995c. *Record of Decision for Interim Remedial Action at Solid Waste Management Units 2 and 3 of Waste Area Group 22 at the Paducah Gaseous Diffusion Plant, Paducah, Kentucky*. DOE/OR/06-1351&D1.
- DOE. 1995d. *Northeast Plume Preliminary Characterization Summary Report*. DOE/OR/07-1339&D2.
- DOE. 1996a. *Methods for Conducting Human Health Risk Assessments and Risk Evaluations at the Paducah Gaseous Diffusion Plant*. DOE/OR/07-1506&D1.
- DOE. 1996b. *Resource Conservation and Recovery Act Facility Investigation/Remedial Investigation Report for Waste Area Groupings 1 and 7 at Paducah Gaseous Diffusion Plant, Paducah, Kentucky*. DOE/OR/07-1404&D2.
- DOE. 1996c. *Baseline Risk Assessment for Exposure to Polycyclic Aromatic Hydrocarbons at Underground Storage Tanks C-750 A&B, Paducah Gaseous Diffusion Plant, Paducah, Kentucky*. KY/EM-170.
- DOE. 1996d. *Baseline Risk Assessment for Underground Storage Tanks 130, 131, 132, 133, and 134 as presented in the WAGs 1&7 RFI/RI, Paducah Gaseous Diffusion Plant, Paducah, Kentucky, UST Facility/Site Identification Number 6319073*. KY/EM-179.
- DOE. 1996e. *Sampling and Analysis Plan for Interim Remedial Design at Solid Waste Management Unit 2 of Waste Area Grouping 22 at the Paducah Gaseous Diffusion Plant, Paducah, Kentucky*. DOE/OR/07-1374&D2.
- DOE. 1996f. *Feasibility Study for Waste Area Group 23 and Solid Waste Management Unit 1 or Waste Area Group 27 at the Paducah Gaseous Diffusion Plant, Paducah, Kentucky*. DOE/OR/06-1423&D2.
- DOE. 1997a. *Data Summary and Interpretation Report for Interim Remedial Design at Solid Waste Management Unit 2 of Waste Area Grouping 22 at the Paducah Gaseous Diffusion Plant, Paducah, Kentucky*. DOE/OR/07-1549&D1.
- DOE. 1997b. *Excess Lifetime Cancer Risk and Systemic Toxicity Hazard to Excavation Workers by Pit at Solid Waste Management Units 7 and 30 at the Paducah Gaseous Diffusion Plant*. KY/EM-231.
- DOE. 1998a. *Remedial Investigation for Solid Waste Management Units 7 and 30 of Waste Area Grouping 22 at the Paducah Gaseous Diffusion Plant, Paducah, Kentucky*. DOE/OR/07-1604&D2.
- DOE. 1998b. *Final Remedial Action Report for Waste Area Grouping (WAG) 23 and Solid Waste Management Unit 1 of WAG 27 at the Paducah Gaseous Diffusion Plant, Paducah, Kentucky*. DOE/OR/07-1737&D1.
- DOE. 1998e. *Site Management Plan, Paducah Gaseous Diffusion Plant, Paducah, Kentucky*. DOE/OR/07-1207&D3.
- DOE. 1999a. *Remedial Investigation Report for Waste Area Grouping 6 at the Paducah Gaseous Diffusion Plant, Paducah, Kentucky*. DOE/OR/07-1727&D2.
- DOE. 1999b. *Remedial Investigation Report for Waste Area Grouping 27 at the Paducah Gaseous Diffusion Plant Paducah, Kentucky*. DOE/OR/07-1777&D2.

- DOE. 1999c. *Residual Risk Evaluation for Waste Area Grouping 23 and Solid Waste Management Unit 1 of Waste Area Grouping 27 at the Paducah Gaseous Diffusion Plant, Paducah, Kentucky.* DOE/OR/07-1781&D1.
- DOE. 2000a. *Remedial Investigation Report for Waste Area Grouping 28 at the Paducah Gaseous Diffusion Plant Paducah, Kentucky.* DOE/OR/07-1846&D1.
- DOE. 2000b. *Remedial Investigation Report for Waste Area Grouping 3 at the Paducah Gaseous Diffusion Plant, Paducah, Kentucky* Investigation in Progress.
- EPA (United States Environmental Protection Agency). 1989a. *Risk Assessment Guidance for Superfund Volume 1: Human Health Evaluation Manual (Part A, Baseline Risk Assessment)* (RAGS). EPA/540/1-89/002.
- EPA. 1989b. *Exposure Assessment Methods Handbook.* EPA/600.
- EPA. 1990a. *Role of the Baseline Risk Assessment in Superfund Remedy Selection Decisions.* OSWER Directive 9355.0-30.
- EPA. 1990b. *Guidance for Data Usability in Risk Assessment.* OSWER 9285.7-05.
- EPA. 1991a. *Risk Assessment Guidance for Superfund Volume 1: Human Health Evaluation Manual (Part B, Development of Risk-based Preliminary Remediation Goals).* OSWER Directive 9285.7-01B.
- EPA. 1991b. *Risk Assessment Guidance for Superfund Volume 1: Human Health Evaluation Manual (Part C, Risk Evaluation of Remedial Alternatives).* OSWER Directive 9285.7-01c.
- EPA. 1991c. *Human Health Evaluation Manual, Supplemental Guidance: "Standard Default Exposure Factors".* OSWER 9285.6-03.
- EPA. 1992a. *Supplemental Guidance to RAGS: Calculating the Concentration Term.* OSWER 9285.7-081.
- EPA. 1992b. *Risk Assessment Guidance for Superfund Volume 1: Human Health Evaluation Manual. Supplemental Guidance: Dermal Risk Assessment, Interim Guidance.* Prepared by Office of Emergency and Remedial Response, U.S. Environmental Protection Agency, Washington, D.C.
- EPA. 1992c. *Dermal Exposure Assessment: Principals and Applications.* EPA/600/8-91/011B.
- EPA. 1993a. *Revisions to Sections 3.3.1 and 3.3.2 of the RAGS, Part B.* Attachment to letter from Elmer W. Aiken, Chief, Office of Health Assessment, EPA Region 4, to Wilson McGinn, Leader, Hazardous Waste Group, Risk Analysis Section, Oak Ridge National Laboratory. Dated February 2, 1993.
- EPA. 1995a. *Supplemental Guidance to RAGS: Region 4 Bulletins, Human Health Risk Assessment, Interim.* Office of Health Assessment, Region 4 EPA, Atlanta, GA.
- EPA. 1999a. EPA Integrated Risk Information System. <http://www.epa.gov/iris/>
- EPA. 1999b. EPA Health Effects Assessment Summary Tables. <http://www.epa.gov/radiation/health/>
- EPA. 1999c. A Guide to Preparing Superfund Proposed Plans, Records of Decision, and Other Remedy Selection Documents. EPA 540-R-98-031.

KDEP (Commonwealth of Kentucky Department of Environmental Protection). 1998. Letter from R. H. Daniell to J. Hodges and J. C. Massey entitled "Re: Methods for Conducting Human Health Risk Assessments and Risk Evaluations at the Paducah Gaseous Diffusion Plant, Paducah, McCracken County, Kentucky. DOE/OR/07-1506&D1. KY8-890-008-982." Dated February 18, 1998.

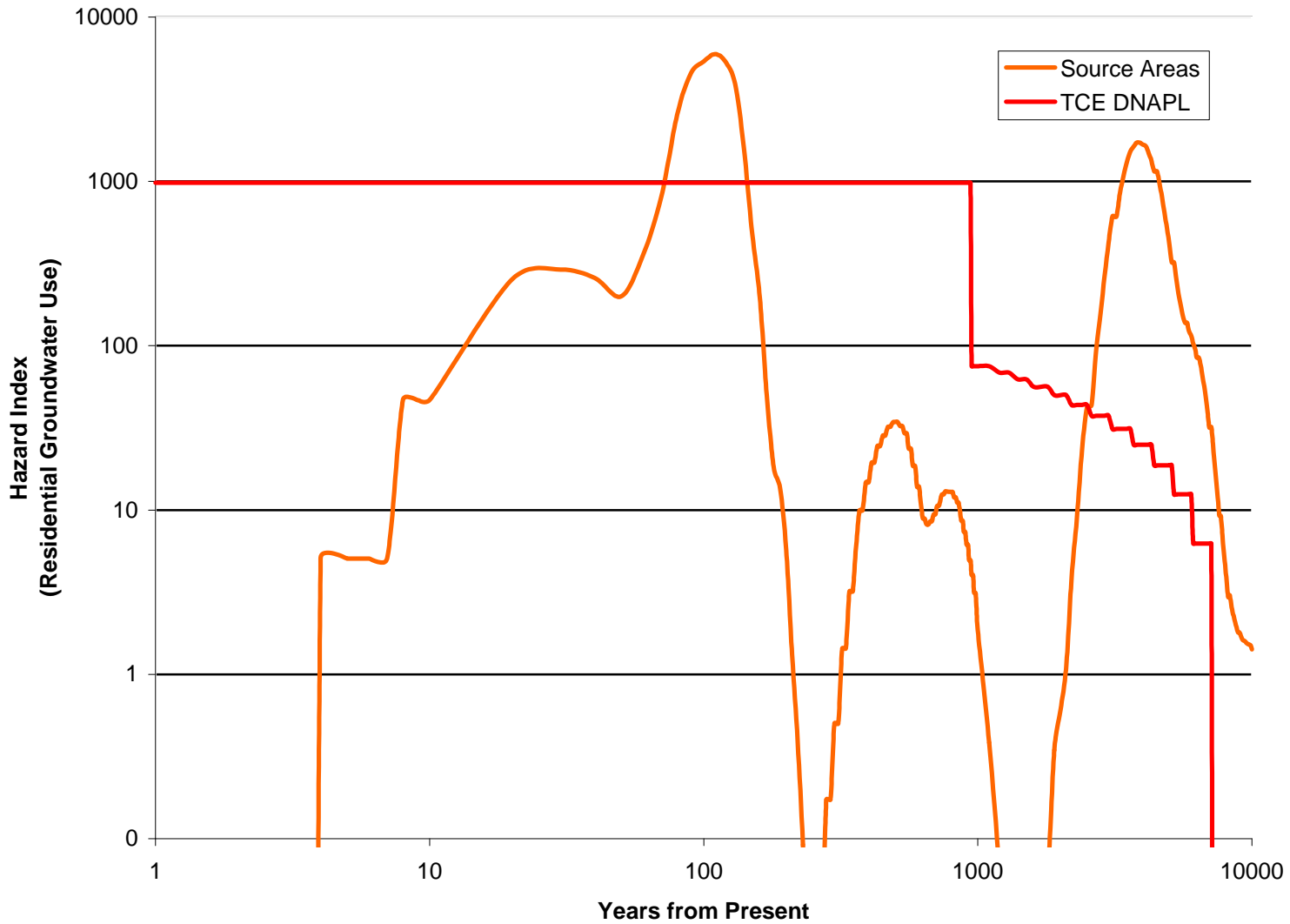
MMES (Martin Marietta Energy Systems) 1988. *Paducah Groundwater Contamination, Detailed History and Summary of Future Actions*. KY/H-41, Rev. 1, December 1988.

SAS[®] (Statistical Analysis System). 1990. *SAS[®] Procedures Guide, Version 6, 3rd Edition*. SAS Institute, Cary, NC.

ATTACHMENT 2

FIGURES

Fig. 5.1. Total HI at Fence Line from Source Areas versus That from TCE DNAPL Sources - NW and NE Plumes -



**Fig. 5.2. Summary of HI at Fence Line from All Sources
- NW and NE Plumes -**

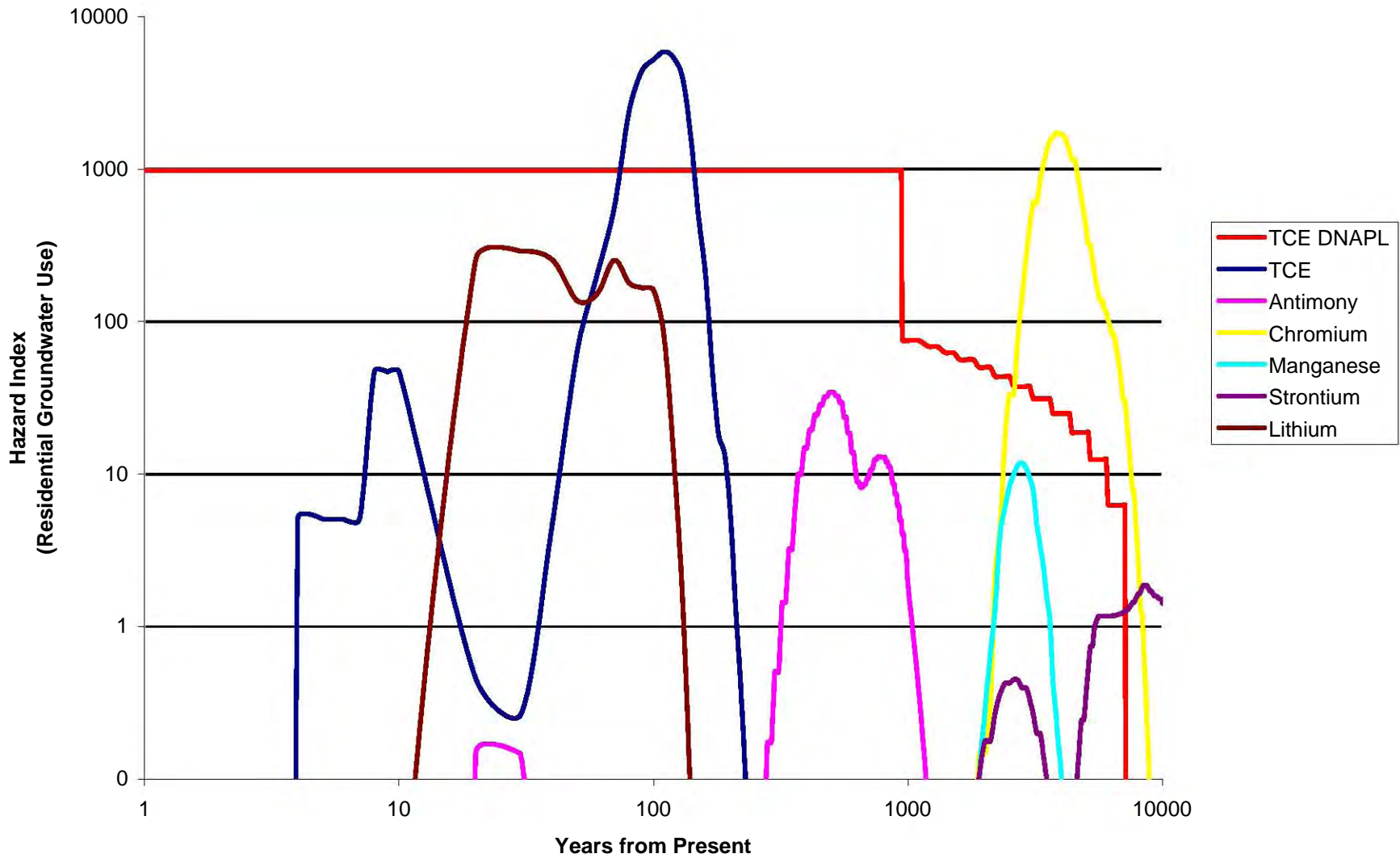
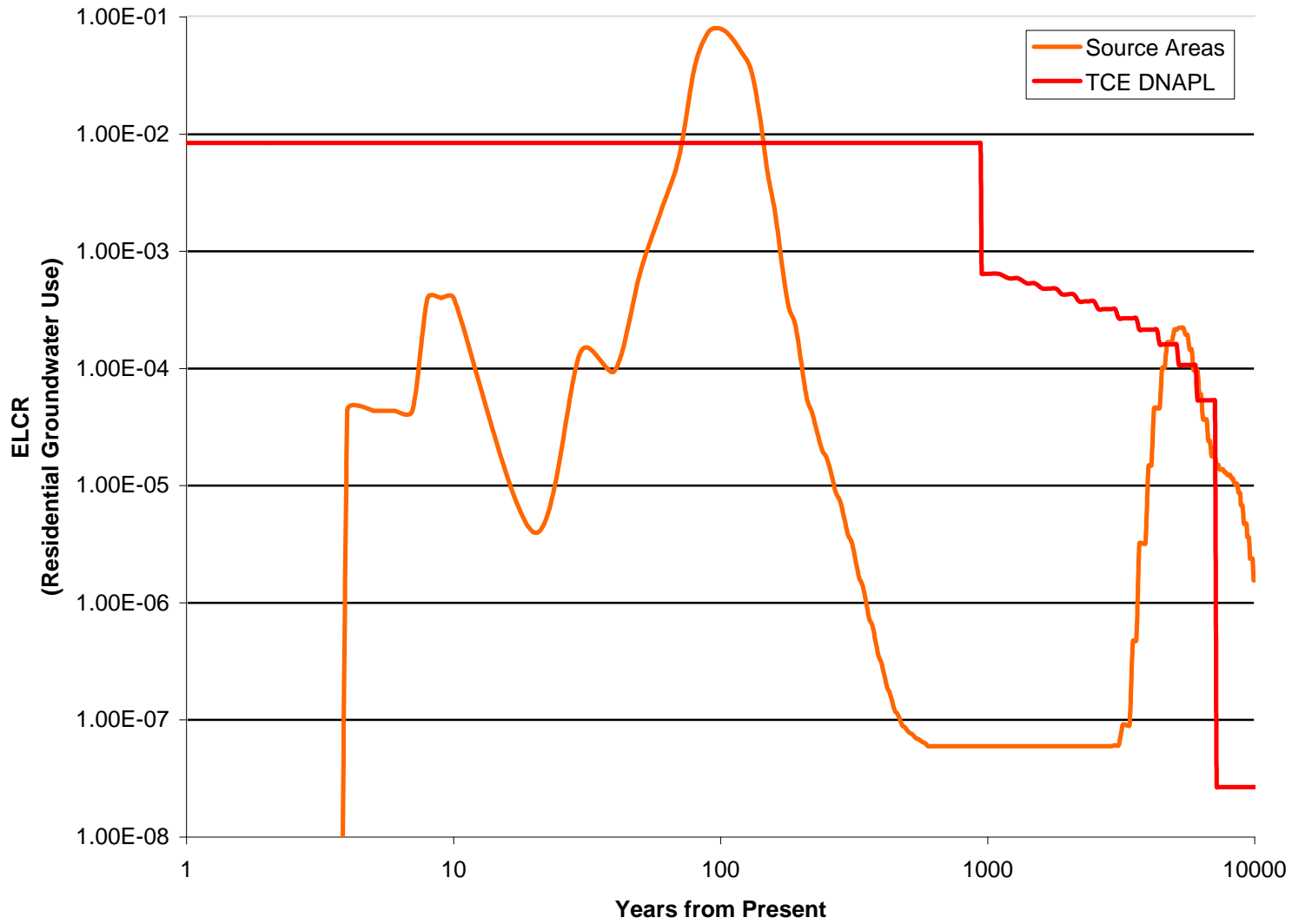
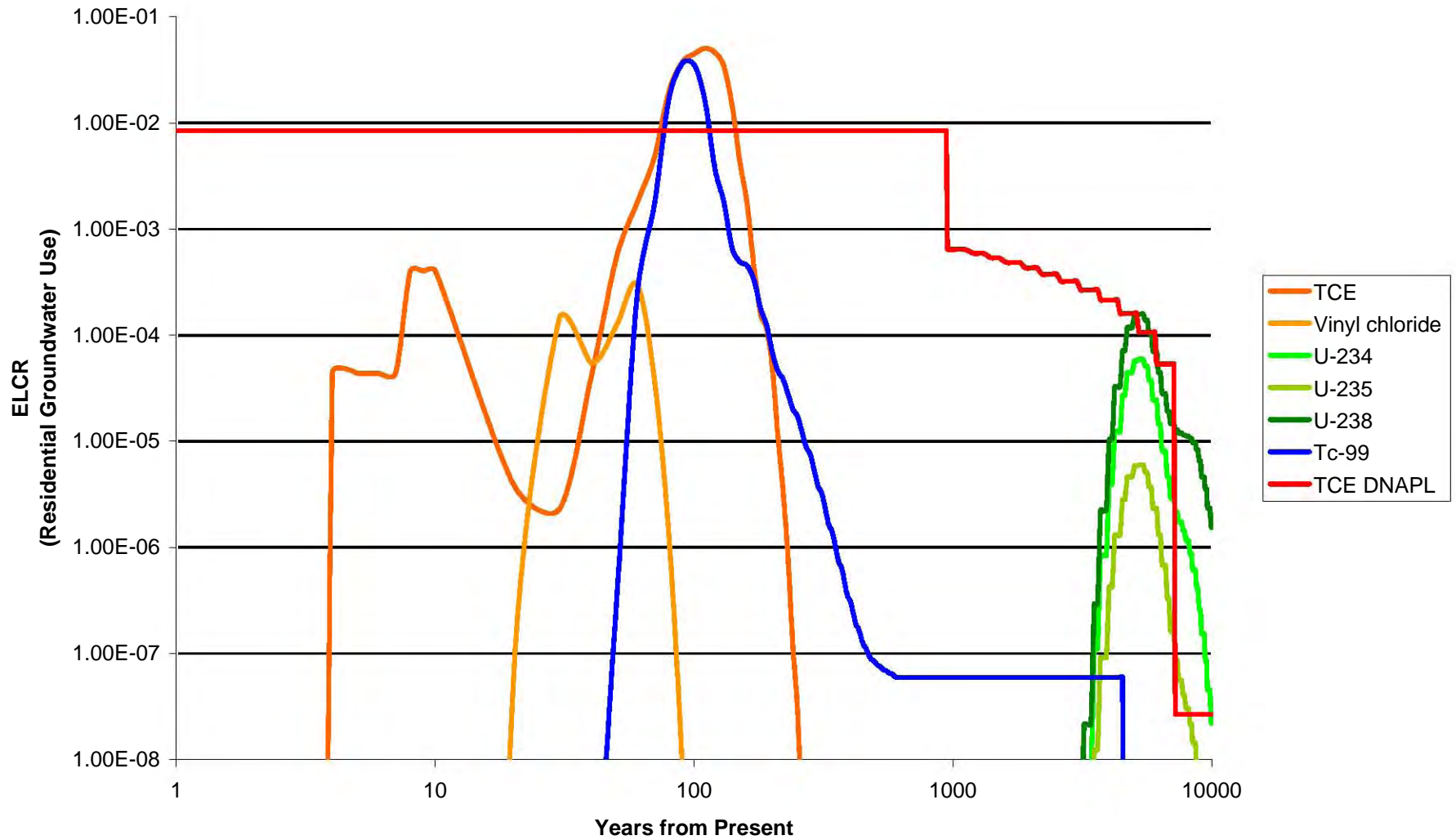


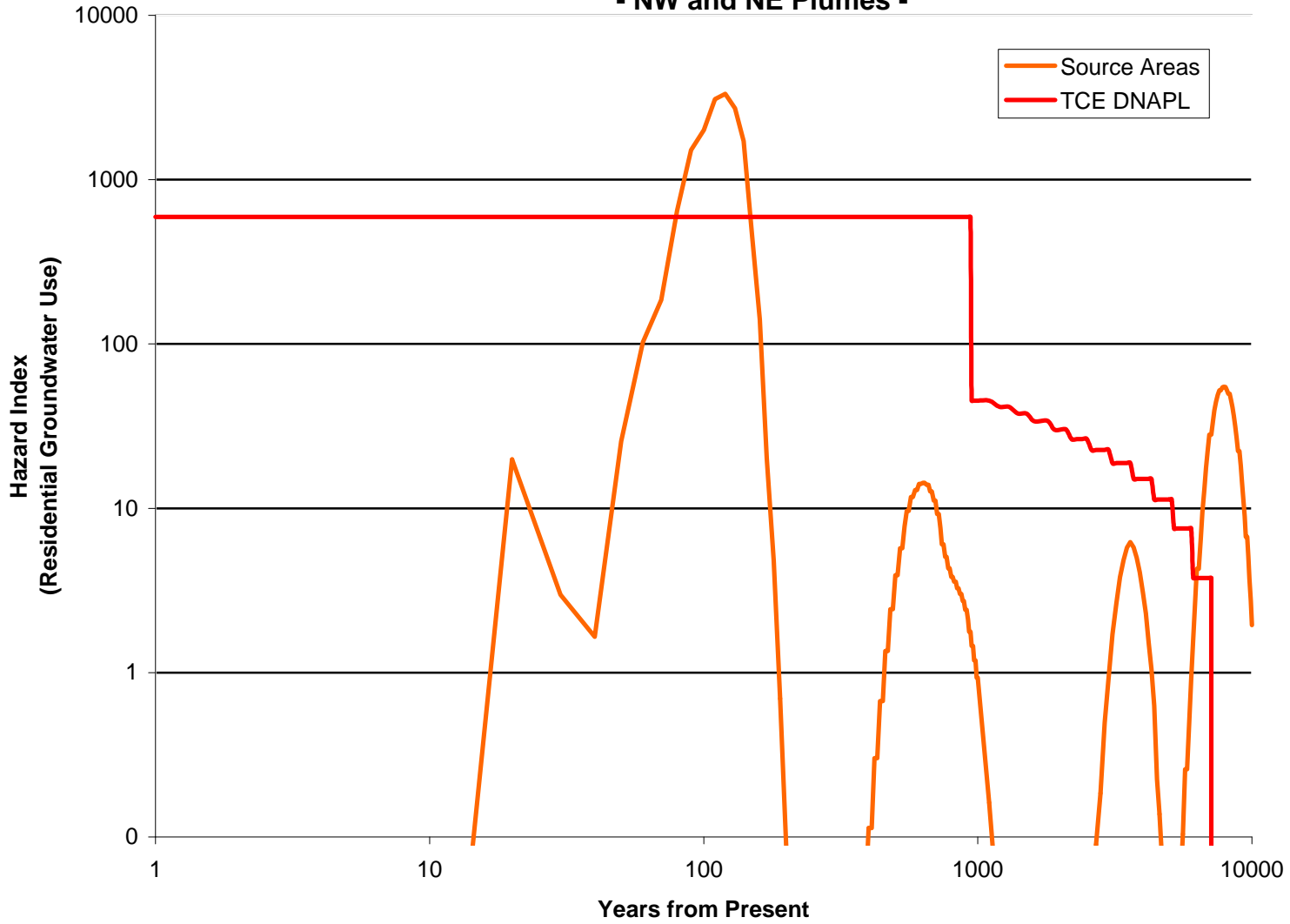
Fig. 5.3. Total ELCR at Fence Line from Source Areas versus That from TCE DNAPL Sources - NW and NE Plumes -



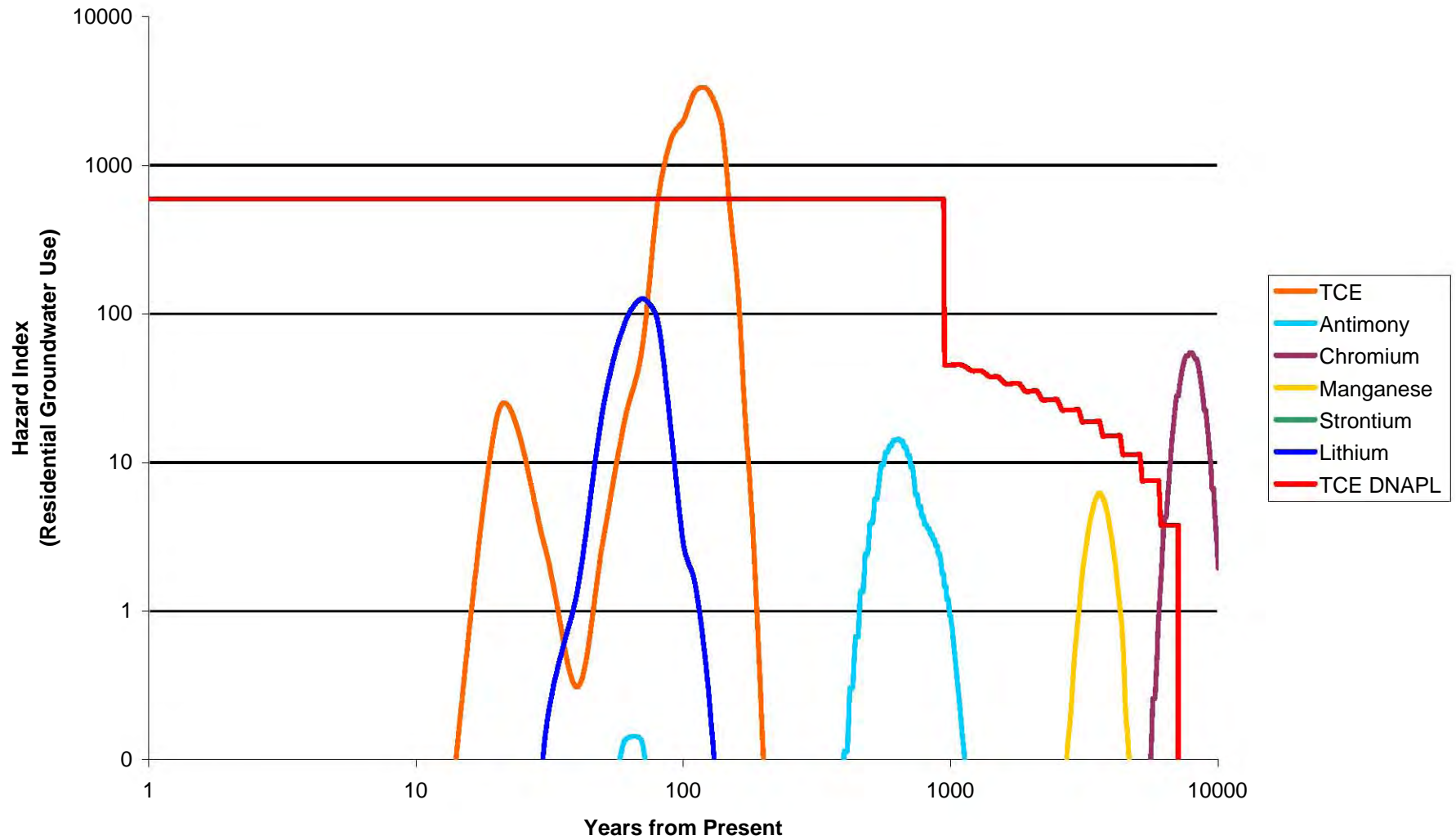
**Fig. 5.4. Summary of ELCR at Fence Line from All Sources
- NW and NE Plumes -**



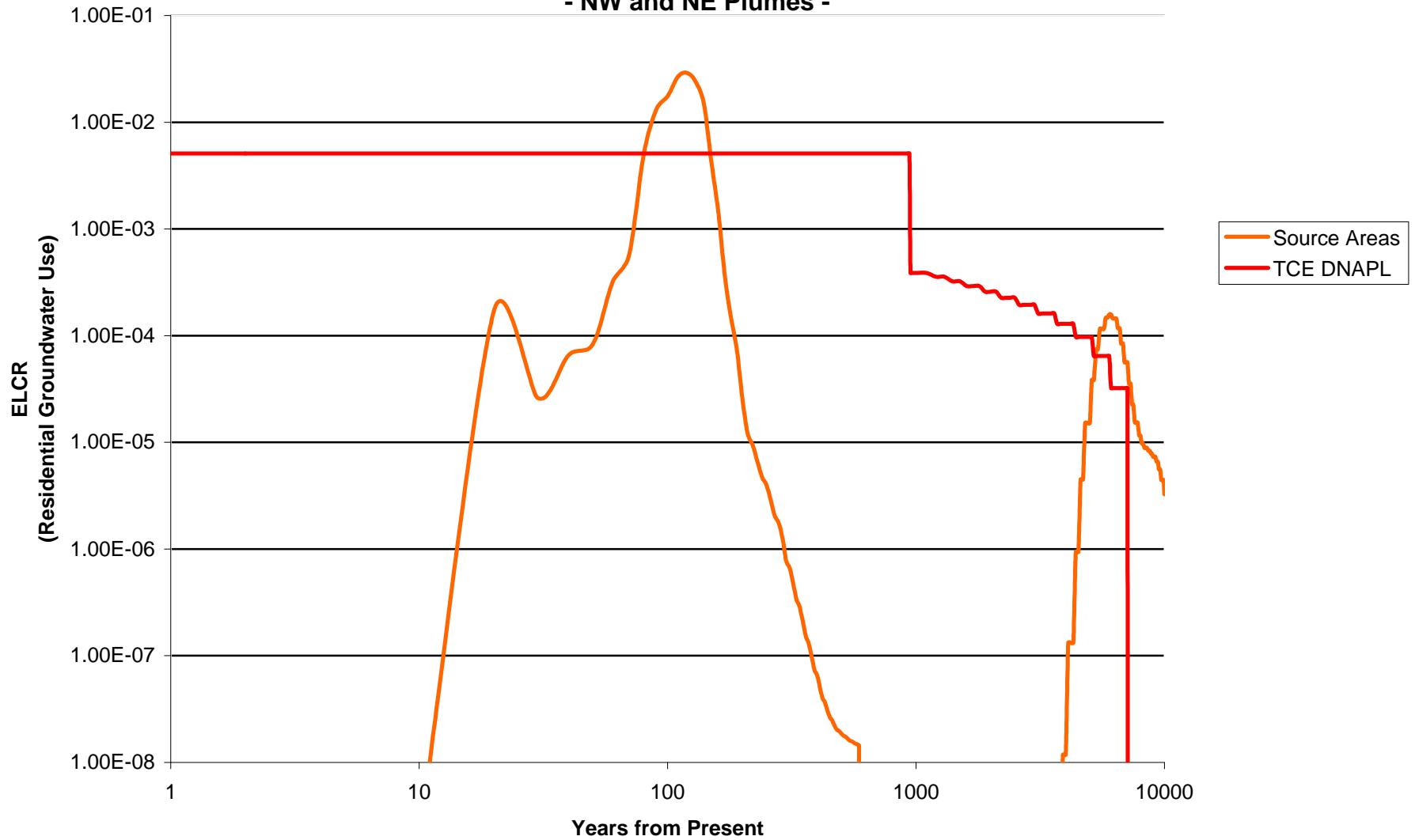
**Fig. 5.5. Total HI at Property Boundary from Source Areas
versus That from TCE DNAPL Sources
- NW and NE Plumes -**



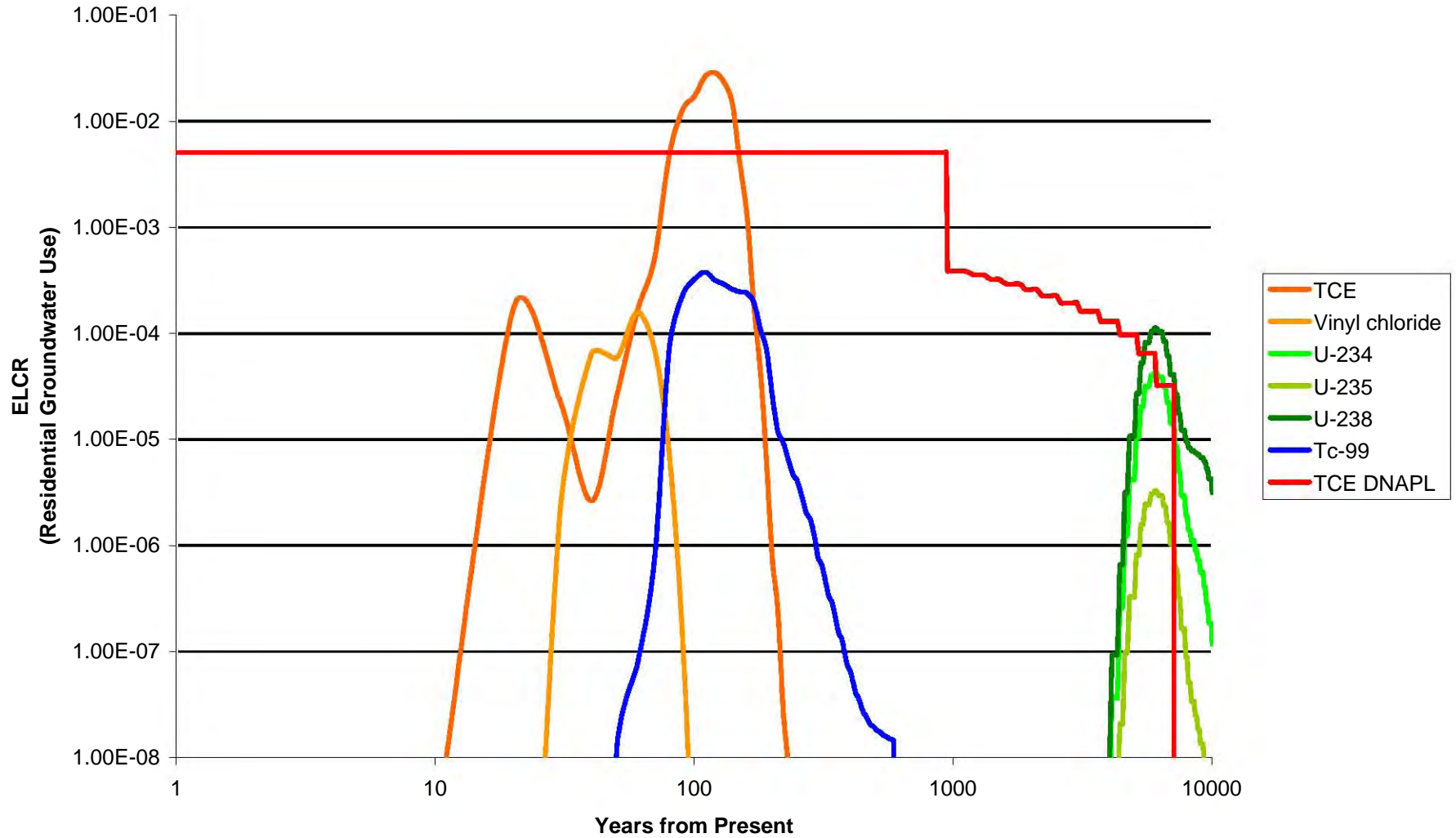
**Fig. 5.6. Summary of HI at Property Boundary from All Sources
- NW and NE Plumes -**



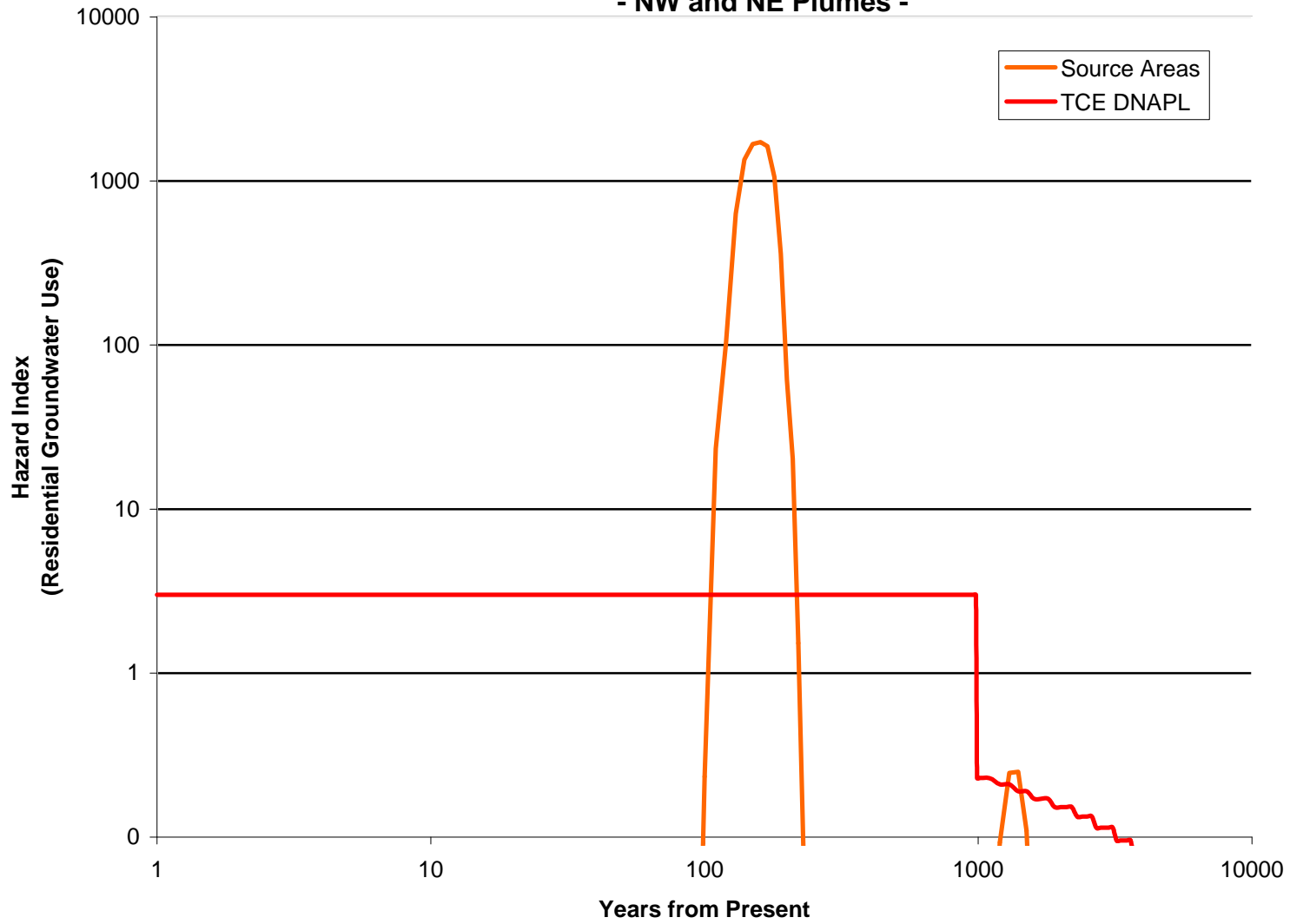
**Fig. 5.7. Total ELCR at Property Boundary from Source Areas
versus That from TCE DNAPL Sources
- NW and NE Plumes -**



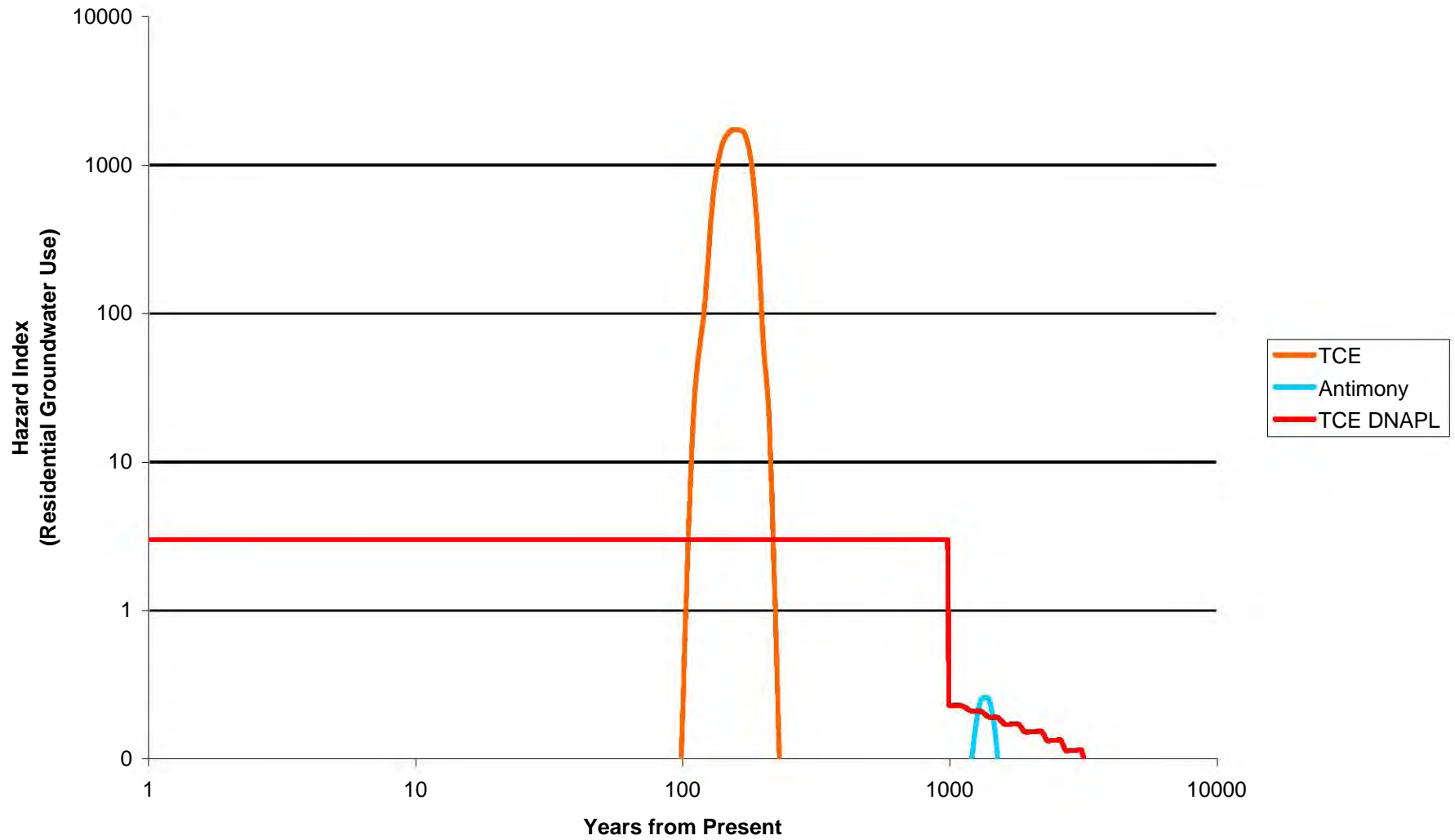
**Fig. 5.8. Summary of ELCR at Property Boundary from All Sources
- NW and NE Plumes -**



**Fig. 5.9. Total HI at Little Bayou Creek from Source Areas
versus That from TCE DNAPL Sources
- NW and NE Plumes -**



**Fig. 5.10. Summary of HI at Little Bayou Creek from All Sources
- NW and NE Plumes -**



**Fig. 5.11. Total ELCR at Little Bayou Creek from Source Areas
versus That from TCE DNAPL Sources
- NW and NE Plumes -**

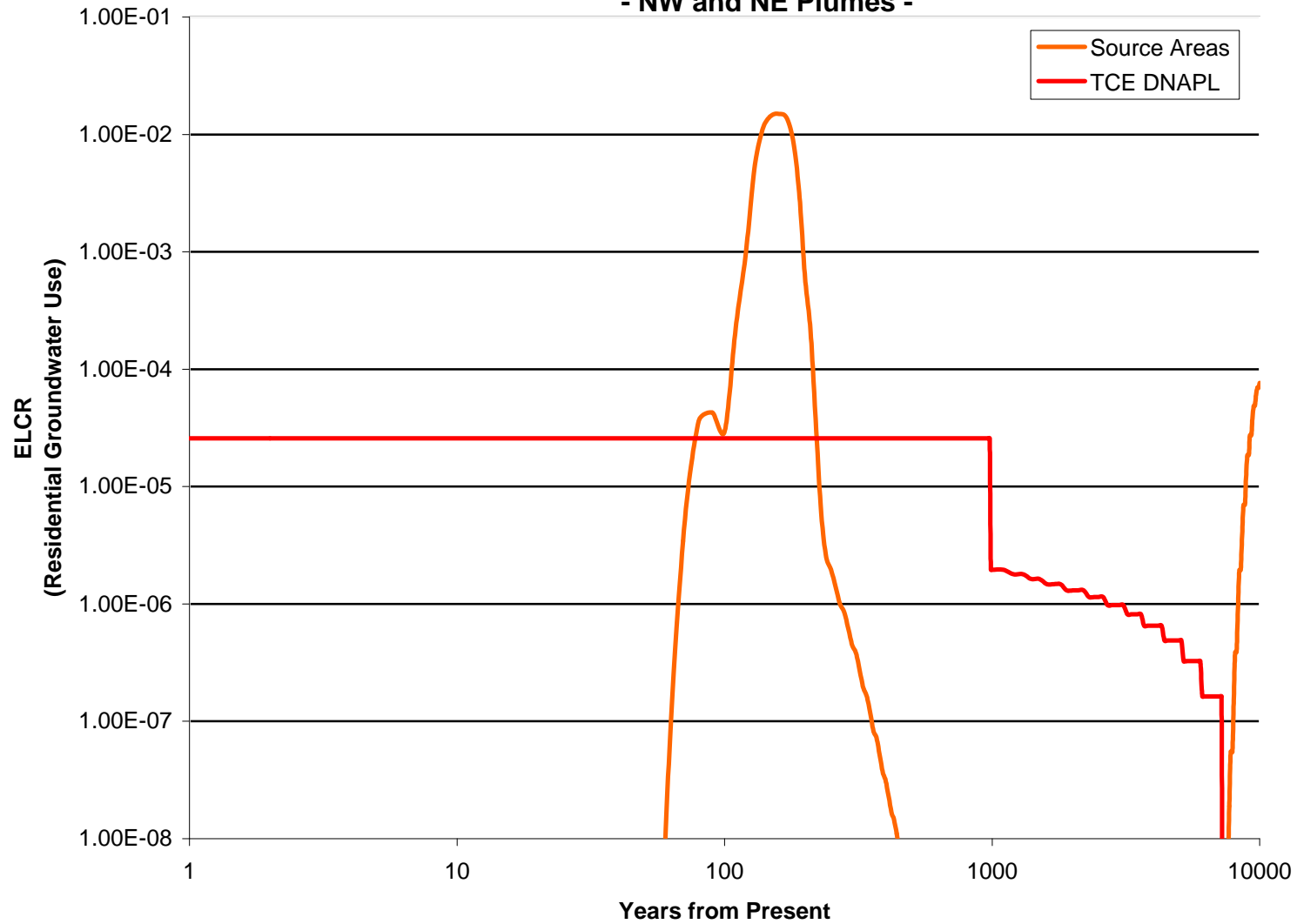


Fig. 5.12. Summary of ELCR at Little Bayou Creek from All Sources
- NW and NE Plumes -

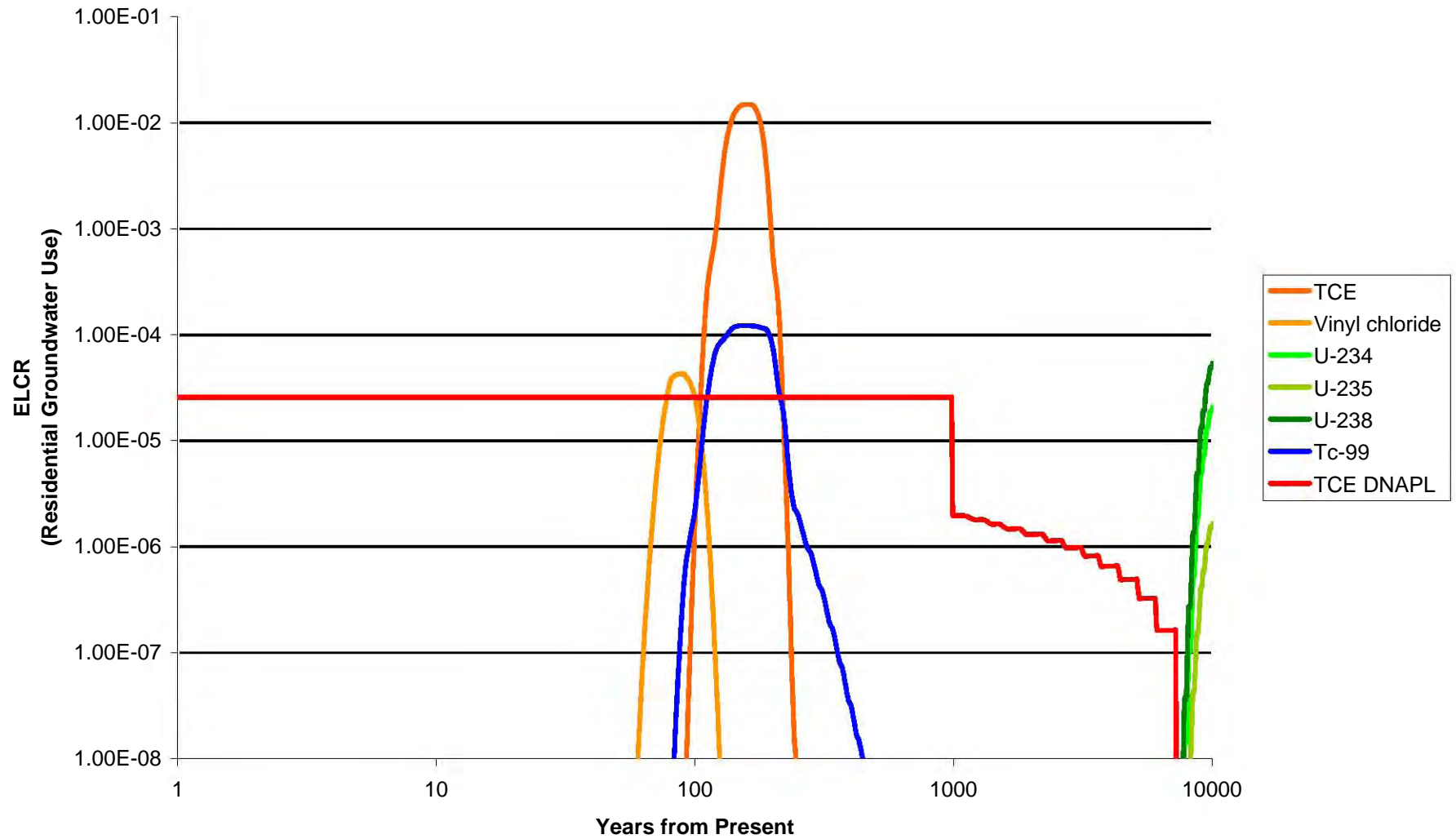
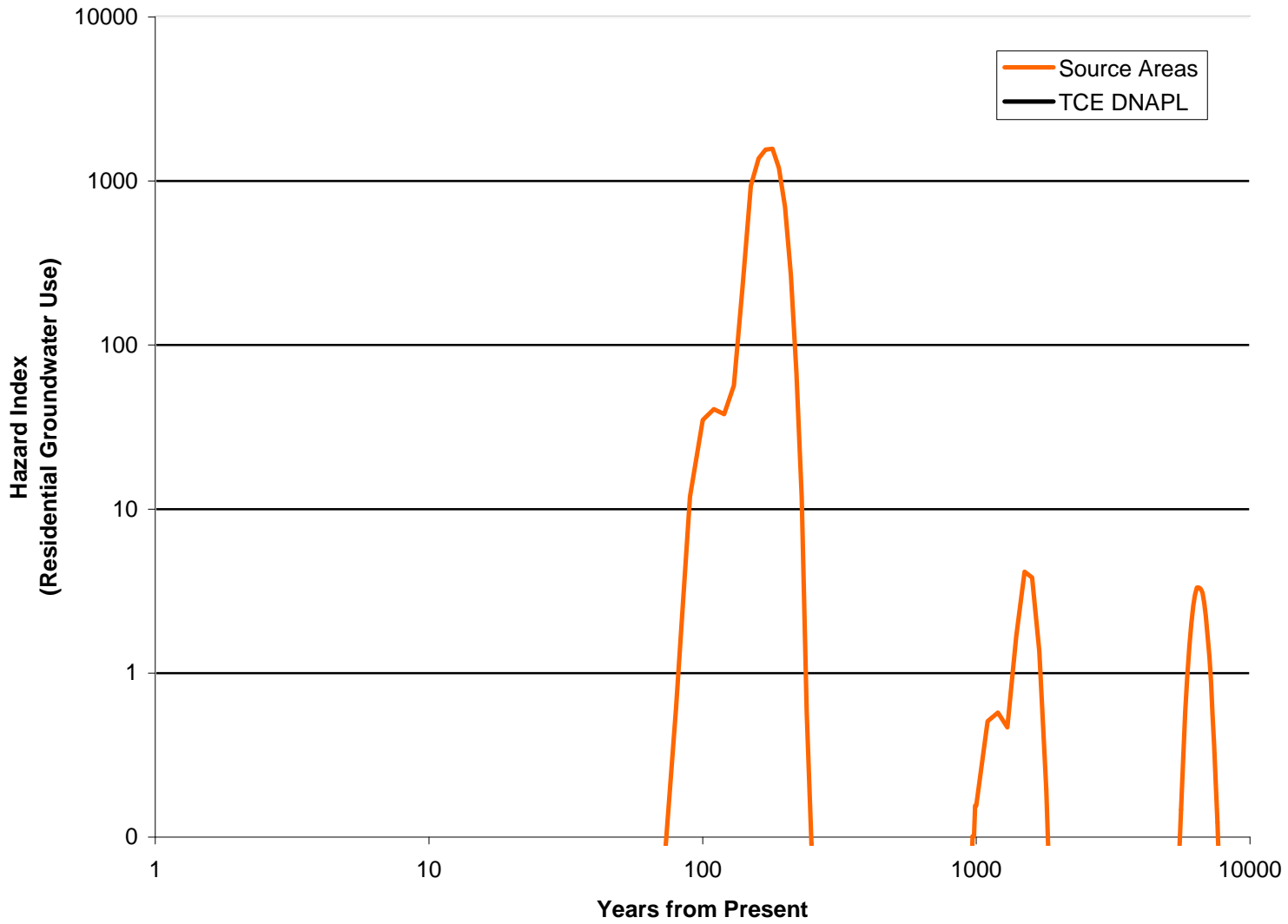


Fig. 5.13. Total HI at Ohio River from Source Areas versus That from TCE DNAPL Sources - NW and NE Plumes -



**Fig. 5.14. Summary of HI at Ohio River from All Sources
- NW and NE Plumes -**

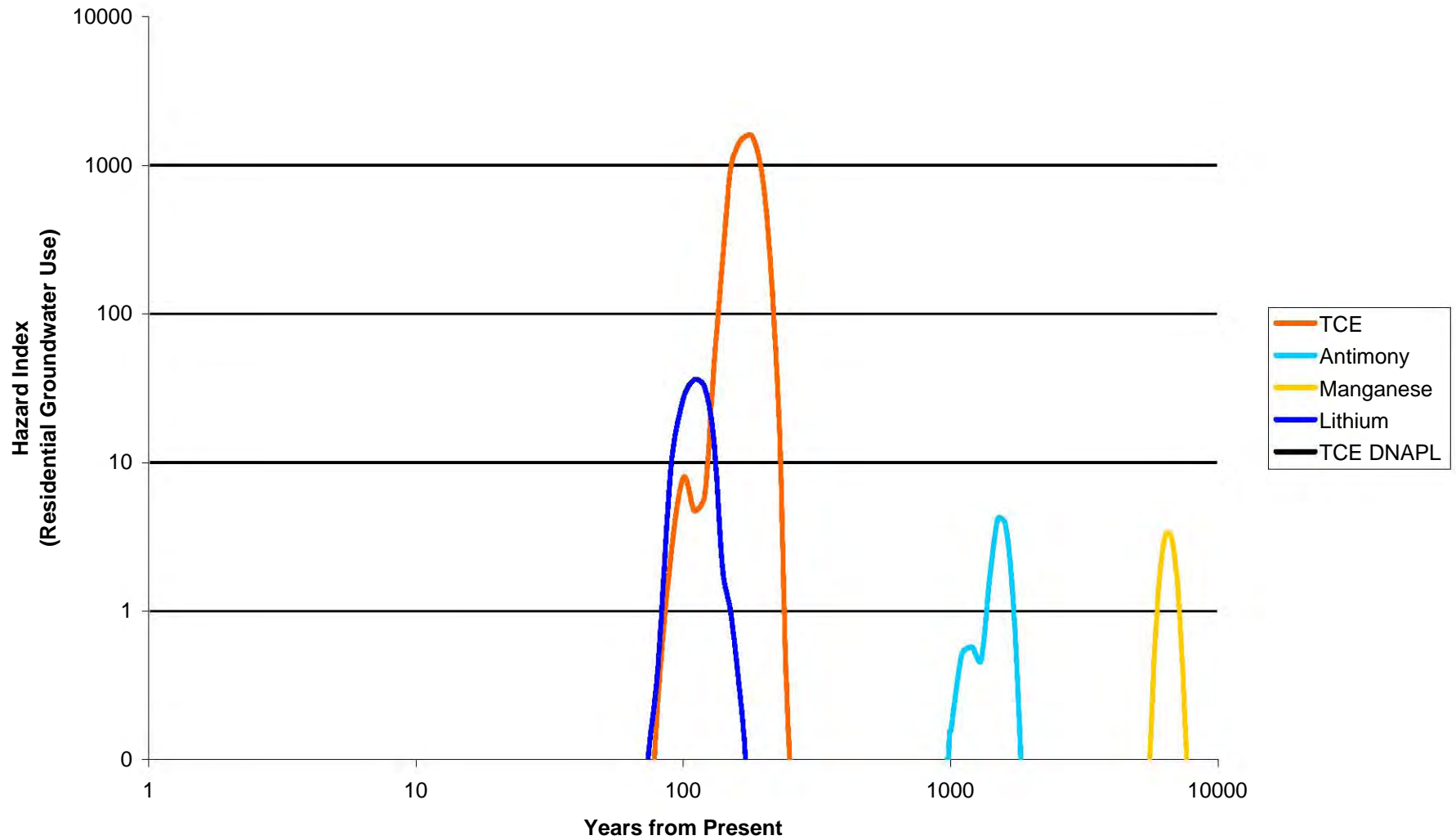
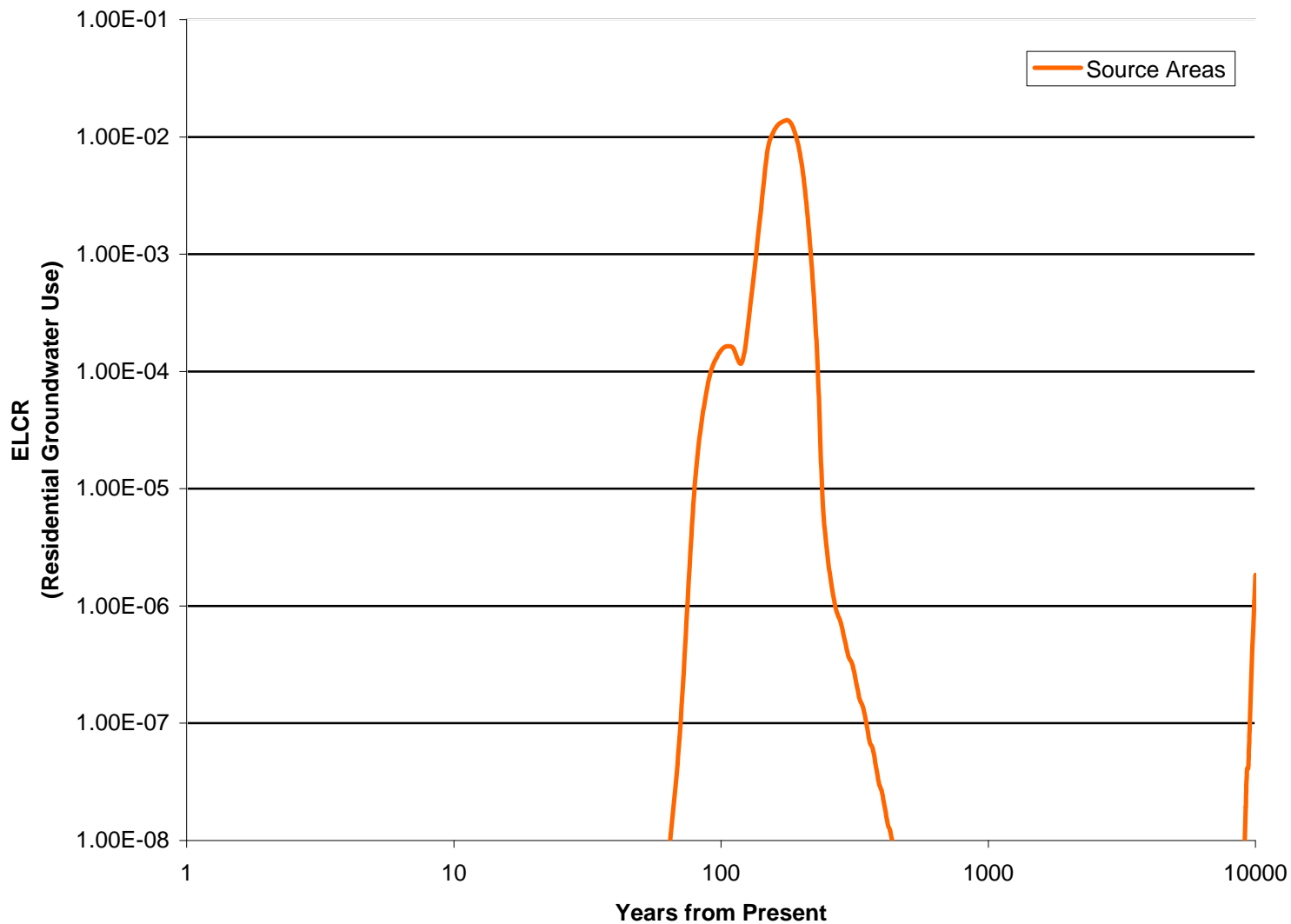
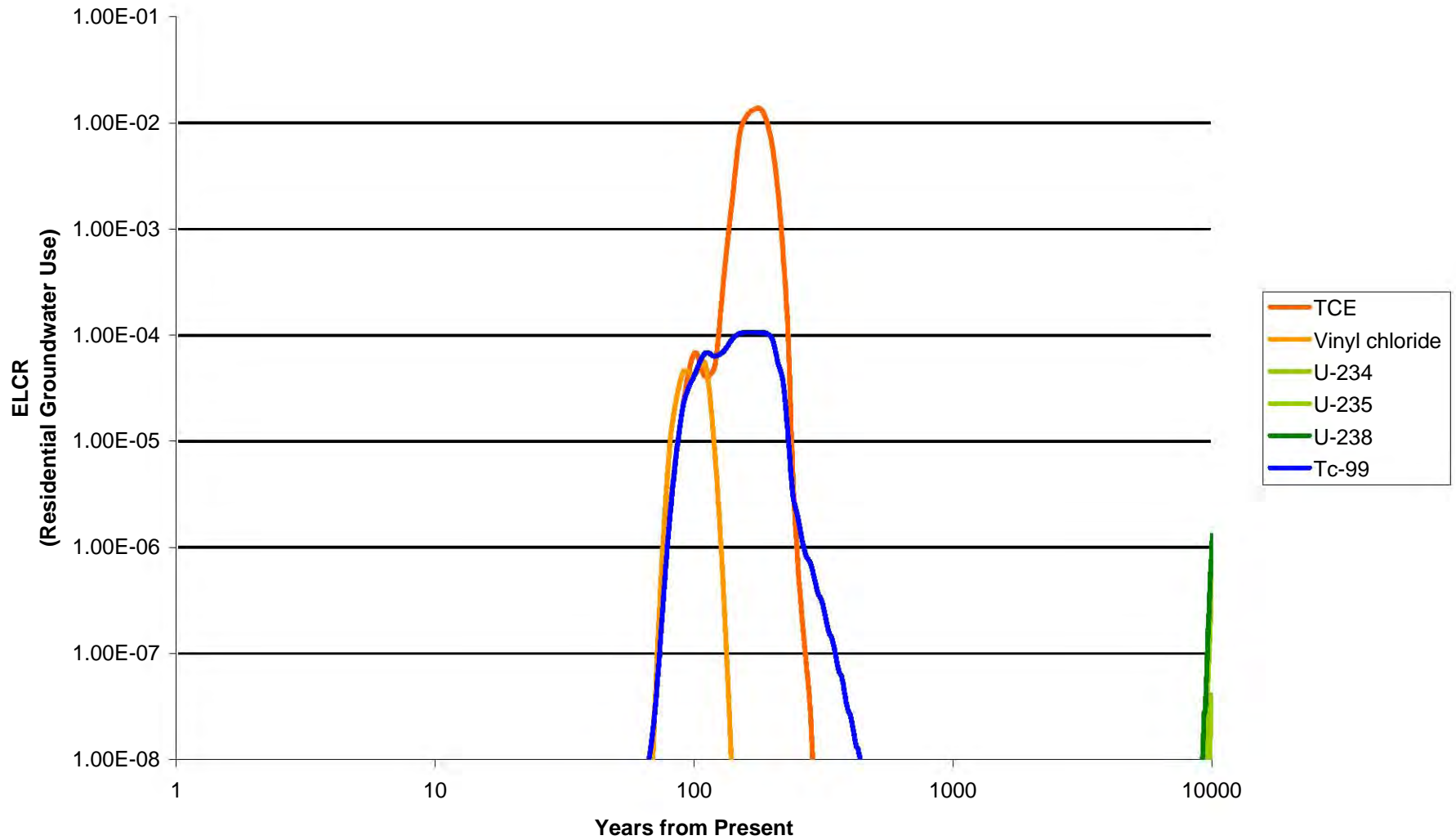


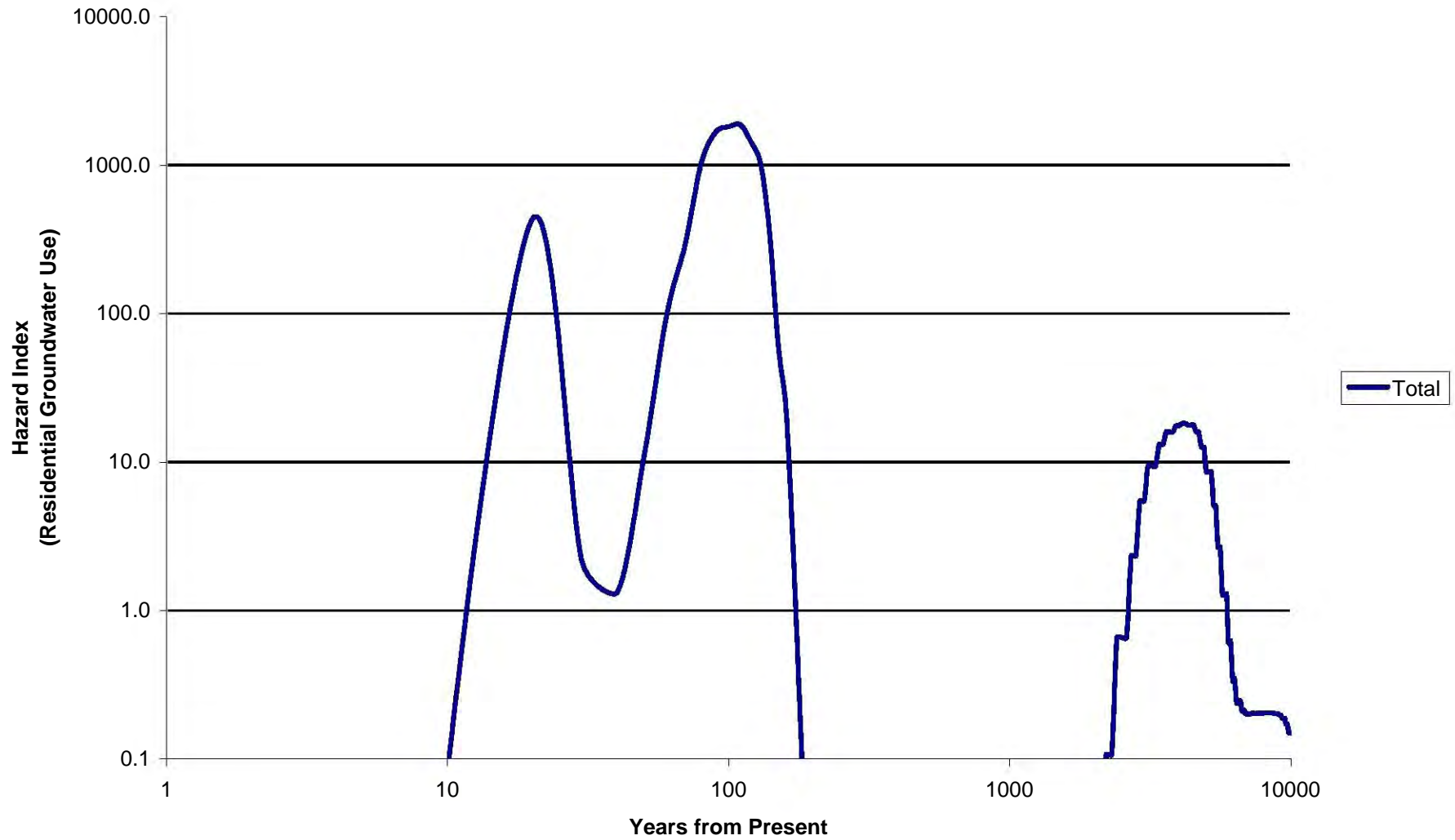
Fig. 5.15. Total ELCR at Ohio River from Source Areas versus That from TCE DNAPL Sources - NW and NE Plumes -



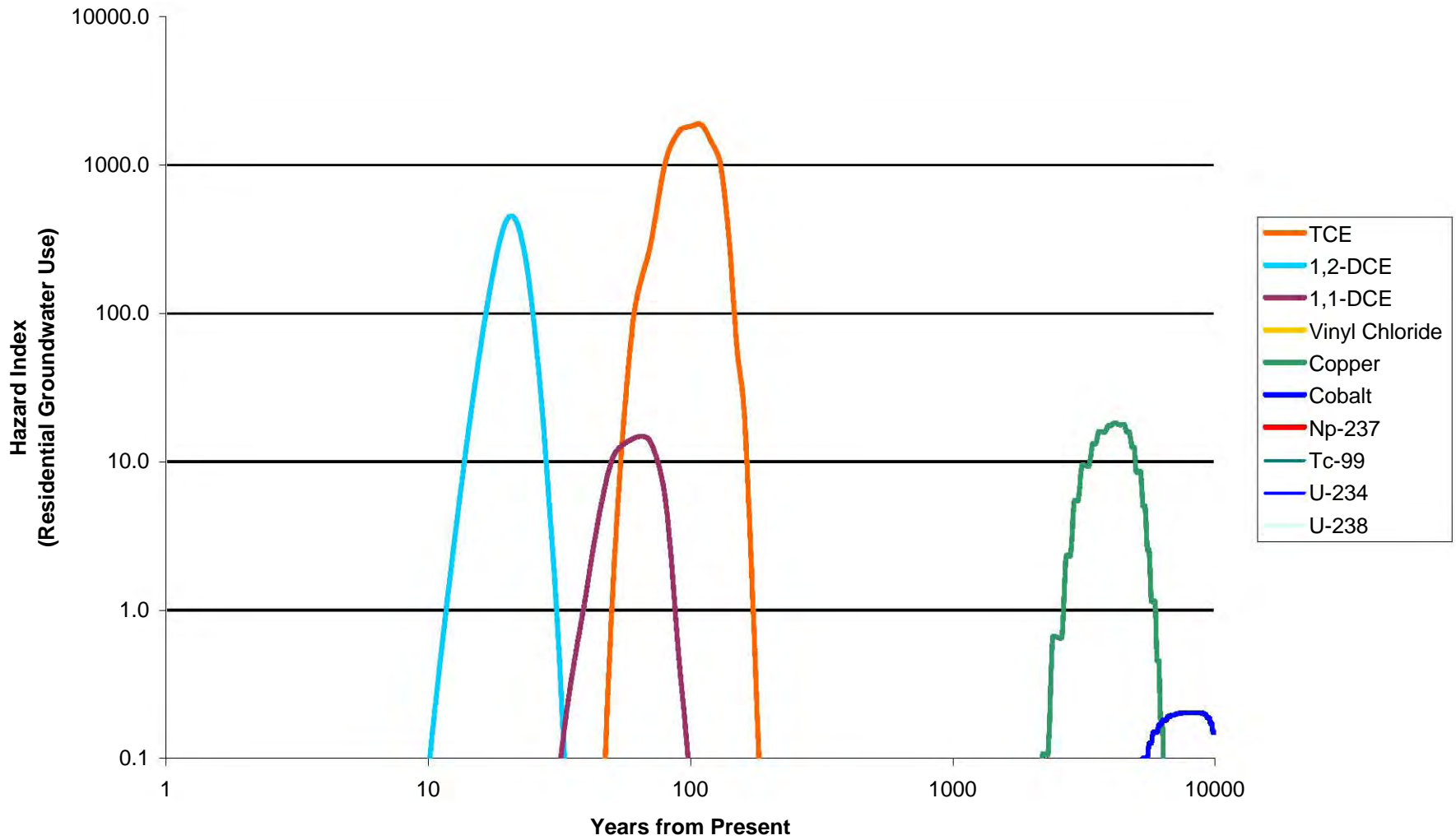
**Fig. 5.16. Summary of ELCR at Ohio River from All Sources
- NW and NE Plumes -**



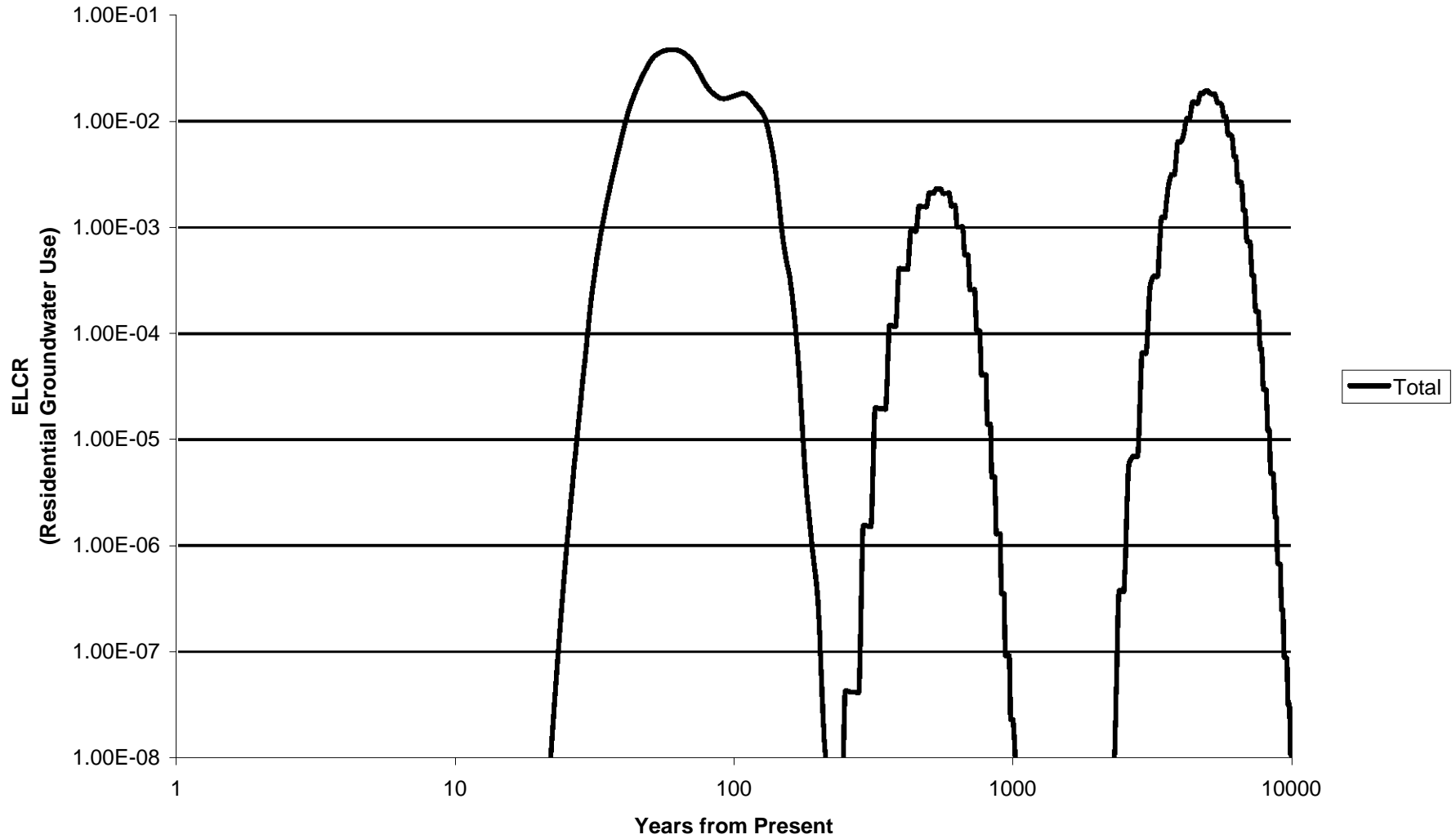
**Fig. 5.17. Total HI from Source Areas at Fence Line
- SW Plume -**



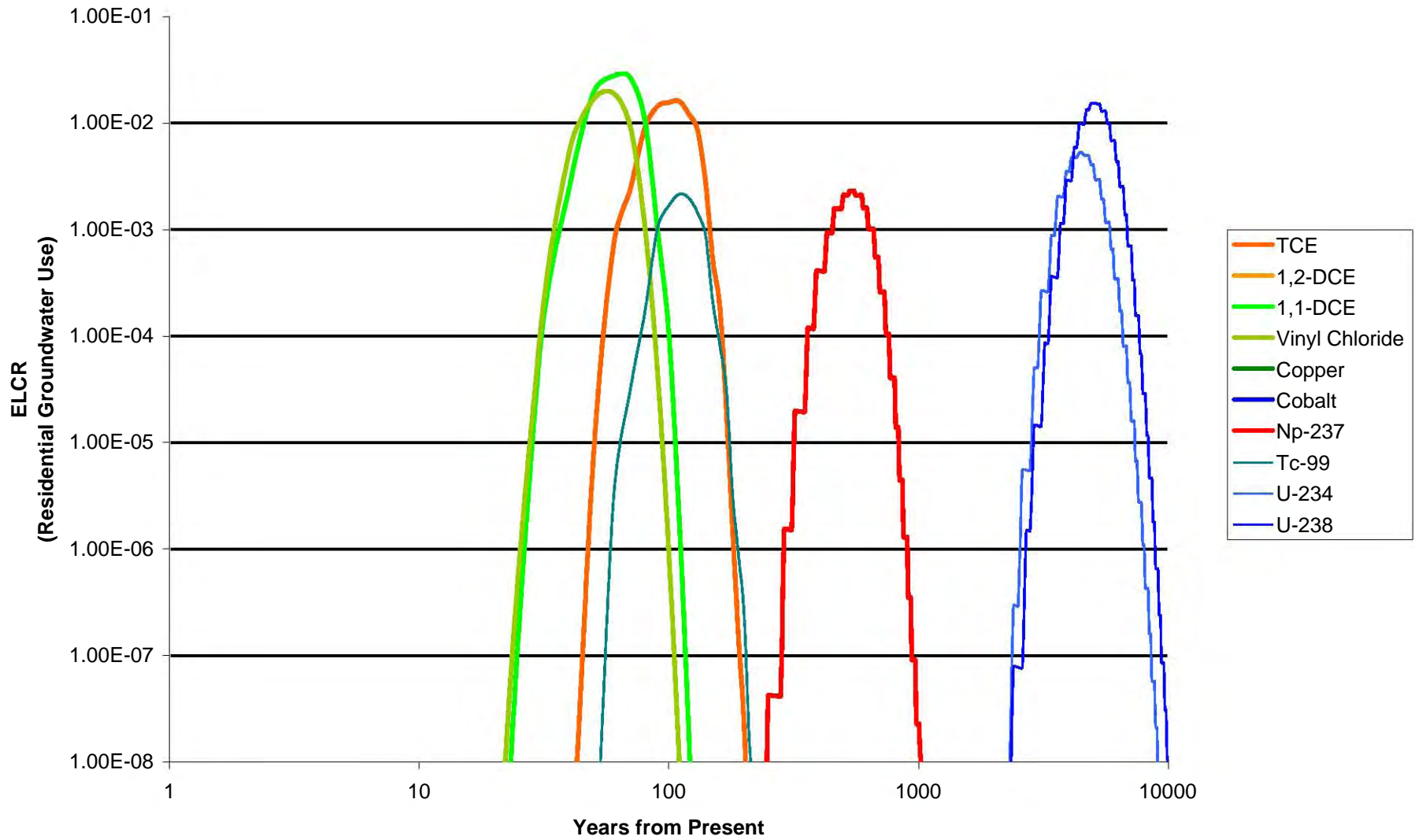
**Fig. 5.18. Summary of HI at Fence Line from All Sources
- SW Plume -**



**Fig. 5.19. Total ELCR at the Fence Line from Source Areas
- SW Plume -**



**Fig. 5.20. Summary of ELCR at the Fence Line from All Sources
- SW Plume -**



ATTACHMENT 3

SAS PROGRAMS

File: SAS Program #01.01 (gwou_area_setup.sas)

```
libname in '/pgdp/gwou' ;
libname area '/pgdp/gwou/area' ;

data pgdpgwou ; set in.pgdpgwou ;
if sta_name='MW' or sta_name='R' ;

if sta_name='MW100' then do ;
  admin_ea= 4900.00 ; admin_no= 7200.00 ;
end ;
if sta_name='MW341' then do ;
  admin_ea=-3938.343 ; admin_no=-1061.1343 ;
end ;
if sta_name='MW342' then do ;
  admin_ea=-4404.5028 ; admin_no=-1289.6997 ;
end ;
if sta_name='MW343' then do ;
  admin_ea=-4403.9677 ; admin_no=-1083.6767 ;
end ;
if sta_name='MW344' then do ;
  admin_ea=-7450.36 ; admin_no=-3566.69 ;
end ;
if sta_name='R81' then do ;
  admin_ea=-15960.74 ; admin_no= 5717.89 ;
end ;

if sta_name in ('HV082', 'IHV16', 'IHV23', 'IHV46', 'LASAGNA', 'HV108',
  'HV161', 'IHV53', 'HV082', 'LB1Y', 'LB6Y', 'OF-11-02', 'OF-12-04',
  'HV129', '65-HP-002', 'SB51', 'HV108', 'R29', 'R68', 'R424-PRT2',
  'EW331', 'EW332', 'R309') then delete;
proc sort ; by sta_name ;

proc sort data=in.stations out=stations ; by sta_name ;

data pgdpgwou ; merge pgdpgwou(in=a) stations ; by sta_name ;
if a ;
if admin_ea=. and east>. then admin_ea=east ;
if admin_no=. and north>. then admin_no=north ;
drop east north ;
proc sort ;
  by sta_name proj_sam;
run;

proc sort data=in.hu_0499 ; by sta_name proj_sam sta_type hu ;
proc sort data=in.huassign ; by sta_name proj_sam sta_type hu ;

data hu ; merge in.hu_0499 in.huassign ; by sta_name proj_sam sta_type hu ;
if hu='MISSISSIP' then hu='MISSISSIPPI' ;
proc sort nodups ;
  by sta_name proj_sam hu notes sta_type ;
run;

* assigning HUs to wells ;
data well_hu (keep=sta_name hu notes);
  set hu;
  if sta_type='WL' or sta_type='FW';

proc sort nodups;
  by sta_name hu;
run;
```



```
data gwou2;
    merge pgdpgwou (in=a) well_hu;
    by sta_name;
    if a;
if notes=' ' ;
drop notes ;
run;

data sta_name (keep= sta_name hu proj_sam);
    set gwou2;
run;

proc sort nodups;
    by sta_name hu proj_sam;
run;

/* creating the unfiltered data set */
data unfilt;
    set gwou2;
    if ana_type in ('METAL-D','RADS-D','PHYSC') or chemical='Alkalinity' or
    chemical='Dissolved' or chemical='Suspended' or oldunits in
    ('pCi/kg','%','wt %') or chemical in ('Calcium hardness',
    'Diesel Range Organics','Hardness - Total as CaCO3',
    'Rad Activity Screen (Total)','Total Organic Carbon (TOC)','Turbidity',
    'Total Coliform','Total Organic Halides (TOX)','Total Petroleum
Hydrocarbon',
    'Total Trihalomethanes','Volatile Organic Qualitative Scan',
    'Chemical Oxygen Demand (COD)')
    or index(validati,'R')>0 or index(rsltqual,'R')>0 or
    sta_type in ('AA','WW','CT','TK','TP','PR','BH') or cat_rslt in
    ('Q','QX','V','X') or
    sta_name in('MW66EFF', 'MW66INF', 'MW66POR') then delete ;
    if sta_type='FW' and ana_type = 'PPCB' then delete;
    if sta_type='FW' and ana_type = 'SVOA' then delete;
    if sta_type='FW' and ana_type = 'TCSVL' then delete;
    if sta_type='FW' and ana_type = 'VOA' then delete;
run;

proc sort nodups;
    by sta_name chemical proj_sam d_collec smp_strt smp_end oldrslts;

data area.unfilt ; set unfilt ;
run;

/* creating the filtered data set */
data filt;
    set gwou2;
    if ana_type in ('METAL-D','RADS-D') or cat_rslt in ('Q','QX','V','X') or
    chemical='Dissolved' ;
    if ana_type in ('PHYSC', 'ANION', 'VOA', 'PPCB') or
chemical='Alkalinity'
    or chemical='Suspended' or oldunits in ('pCi/kg','%','wt %') or
chemical in
    ('Calcium hardness','Diesel Range Organics','Dissolved Organic Carbon',
    'Hardness - Total as CaCO3','Rad Activity Screen (Total)',
    'Total Organic Carbon (TOC)','Turbidity','Total Coliform'
    'Total Organic Halides (TOX)','Total Petroleum Hydrocarbon',
    'Total Trihalomethanes','Volatile Organic Qualitative Scan',
```

File: SAS Program #01.01 (gwou_area_setup.sas)

```
        'Chemical Oxygen Demand (COD)') or index(validati,'R')>0
        or index(rsltqual,'R')>0 or sta_type in ('AA','WW','CT','TK','TP','PR',
        'BH') or sta_name in ('MW66EFF','MW66INF','MW66POR') then delete ;
run;

/* creating the unfiltered borehole/probe data set */
proc sort nodups;
    by sta_name chemical proj_sam d_collec smp_strt smp_end oldrslts;
run;

/* assigning detection limits to the filtered data set
based on the mode of the unfiltered data set */
data filt2;
    set filt;
    if index(rsltqual,'!')>0 or index(rsltqual,'U')>0;
keep chemical oldrslts ;
run;

proc sort ;
    by chemical oldrslts;
run;

proc univariate ;
    by chemical;
    var oldrslts;
    output out=det_lims mode=mode;
run;

proc sort data=det_lims;
    by chemical;
run;

proc sort data=filt;
    by chemical;
run;

data filt3;
    merge filt det_lims;
    by chemical;
run;

data area.filtered;
    set filt3;
    if sta_type = 'WL';
    if max(olldrslts, oldlimit, mode) ge 0;
run;

/* looking for missing HUs */
data missfilt;
    set filt3;
    if hu= ' ' ;

run;

data missunfi;
    set unfilt;
    if hu= ' ' ;
```

File: SAS Program #01.01 (gwou_area_setup.sas)

```
keep proj_sam sta_name sta_type ;  
proc sort nodups ; by proj_sam sta_name sta_type ;  
  
run;
```

```
run;
```

Page 4 of 4

Filename: gwou_area_setup.sas

File: SAS Program #01.02 (gwou_area_setup_unfiltered.sas)

```
libname in '/pgdp/gwou/by_area' ;
libname inl '/pgdp/gwou' ;
libname cas '/data/casnum' ;

data gwou ; set inl.gwouuft ;

if      hu in ('4','5')      then media='RGA Groundwater' ;
else if hu in ('McN')       then media='McNairy Groundwater' ;
else if hu in ('1','2','3') then media='UCRS Groundwater' ;
else                          media='Other Groundwater' ;

if casnum in (79016,156605,156592,75014,14133767,238,7782414,1336363) or
   chemical='PCB' or chemical='Uranium' then sitendet=1 ;
else sitendet=0 ;

data areal ; set gwou ;
if area_cod in ('a','b','c','d') ;
area_cod='l' ;
area_nam='Mega-area L' ;

data aream ; set gwou ;
if area_cod in ('e','f','g','h','i','j','k') ;
area_cod='m' ;
area_nam='Mega-area M' ;

data arean ; set gwou ;
area_cod='n' ;
area_nam='Mega-area N' ;

data in.gwouuft ; set gwou areal aream arean ;

run ;
```

File:SAS Program #03 (gwou_summary_area.sas)

```
filename sumstats '/pgdp/std_prog/sumstats_general.sas' ;

%let data_loc=/pgdp/gwou/by_area ;
%let ds_name1=gwoufilt ;
%let media1=groundwater ;
%let area1=GWOU ;
%let project=PGDP GWOU ;
%let value=results ;
%let keep1=area_cod area_nam med_type media chemical anatype units results
casnum
    det_cntr sitendet ;
%let sortby1=area_cod area_nam med_type media anatype chemical units ;
%let ds_name2=filtstat ;

%include sumstats ;
run ;

%let data_loc=/pgdp/gwou/by_area ;
%let ds_name1=gwouuflt ;
%let media1=groundwater ;
%let area1=GWOU ;
%let project=PGDP GWOU ;
%let value=results ;
%let keep1=area_cod area_nam med_type media chemical anatype units results
casnum
    det_cntr sitendet ;
%let sortby1=area_cod area_nam med_type media anatype chemical units ;
%let ds_name2=ufltstat ;

%include sumstats ;
run ;
```

File:SAS Program #04 (gwou_vs_prg_area.sas)

```
libname in '/pgdp/gwou/by_area' ;  
libname prg '/pgdp/prg' ;  
options nodate nonumber ls=120 ps=60 ;
```

```
%macro prg(ds_name1,ds_name2) ;  
*****;  
* PRG screen ;  
*****;  
* Let Chromium=Chromium VI for PRG screening purposes ;
```

```
data in ; set in.&ds_name1 ;  
if chemical='Chromium' or casnum=7440473 then casnum=18540299 ;  
proc sort ; by casnum units ;
```

```
data prgso ; set prg.ress9906 ;  
if fishbtf>100 then bioaccum='Yes' ;  
if casnum=. or raduse='No' or (prgn=. and prgc=.) or analysis='Thorium'  
or analysis='Mercury (elemental)' then delete ;  
if anatype='Radionuclides' then units='pCi/g' ;  
else units='mg/kg' ;  
reshi=prgn ;  
resecr=prgc ;  
format reshi resecr e8. ;  
keep units casnum reshi resecr bioaccum ;  
proc sort ; by casnum ;
```

```
data prggw ; set prg.resg9906 ;  
if fishbtf>100 then bioaccum='Yes' ;  
if casnum=. or raduse='No' or (prgn=. and prgc=.) or analysis='Thorium'  
or analysis='Mercury (elemental)' then delete ;  
if anatype='Radionuclides' then units='pCi/L' ;  
else units='mg/L' ;  
reshi=prgn ;  
resecr=prgc ;  
format reshi resecr e8. ;  
keep units casnum reshi resecr bioaccum ;  
proc sort ; by casnum ;
```

```
data prg ; set prgso prggw ; by casnum units ;
```

```
data compare ; merge in(in=a) prg(in=b) ;  
by casnum units ; if a=1 ;  
if det>0 then do ;  
if reshi ne . and max_det>=reshi then do ;  
maxreshi='Yes' ;  
end ;  
else if reshi ne . and max_det<reshi then do ;  
maxreshi='No' ;  
end ;  
if resecr ne . and max_det>=resecr then do ;  
maxrescr='Yes' ;  
end ;  
else if resecr ne . and max_det<resecr then do ;  
maxrescr='No' ;  
end ;  
if maxreshi='Yes' or maxrescr='Yes' then pflag='P' ;  
end ;  
if reshi ne . or resecr ne . then do ;  
if maxreshi ne 'Yes' and maxrescr ne 'Yes' and bioaccum ne 'Yes' then
```

File:SAS Program #04 (gwou_vs_prg_area.sas)

```
prgdelet='Yes' ;  
  else prgdelet='No' ;  
end ;  
proc sort ; by area_cod area_nam med_type media anatype chemical ;  
  
data in.&ds_name2 ; set compare ;  
run ;  
%mend ;  
  
%prg(filtstat,compfilt) ;  
%prg(ufltstat,compuft) ;
```

File:SAS Program #05 (gwou_vs_background_area.sas)

```
libname in '/pgdp/gwou/by_area' ;  
libname back '/pgdp/background' ;
```

```
options nodate nonumber missing=' ' ;
```

```
%macro back(ds_name1,ds_name2,filt) ;  
*****;  
* Background screen for groundwater only ;  
*****;
```

```
* Divide gw summary statistics into filtered and unfiltered set ;
```

```
data pgdpu ; set in.&ds_name1 ;  
if med_type='WG' and prgdelet ne 'Yes' ;  
if chemical='Chromium' then casnum=7440473 ;  
if freq_det='0/' then delete ;  
filter=%str("&filt") ;  
keep &keep ;  
proc sort ; by media casnum filter ;
```

```
* Background for unfiltered data - dont include TRUs or Tc-99 ;
```

```
data backu ; set back.gw_back ;  
format bg e9. ;  
keep media casnum bg filter ;  
proc sort ; by media casnum filter ;
```

```
data unfilt ; merge pgdpu(in=a) backu(in=b) ;  
by media casnum filter ;  
if a=1 ;  
if det>0 then do ;  
  if bg ne . and max_det>=bg then bflag='B' ;  
end ;
```

```
data gwback ; set unfilt ;  
drop casnum ;
```

```
data allback ; set gwback ;  
if bg ne . then do ;  
  if bflag=' ' then bckdelet='Yes' ;  
  else bckdelet='No' ;  
end ;
```

```
proc sort ; by &by ;
```

```
proc sort data=in.&ds_name1 out=compare ;  
by &by ;
```

```
data newstats ; merge compare allback ;  
by &by ;  
format da rda e9. ;
```

```
* Now lets screen essential nutrients out - RDAs in mg/day ;
```

```
if det>0 and bckdelet ne 'Yes' and prgdelet ne 'Yes' then do ;
```

```
  if casnum=7440702 and units='mg/kg' then do ;  
    rda=800/5 ; da=max_det*2e-4 ;  
    if da>=rda then eflag='E' ;
```



```
end ;
if casnum=16887006 and units='mg/kg' then do ;
  rda=600/5 ; da=max_det*2e-4 ;
  if da>=rda then eflag='E' ;
end ;
if casnum=7439896 and units='mg/kg' then do ;
  rda=10/5 ; da=max_det*2e-4 ;
  if da>=rda then eflag='E' ;
end ;
if casnum=7440508 and units='mg/kg' then do ;
  rda=1.0/5 ; da=max_det*2e-4 ;
  if da>=rda then eflag='E' ;
end ;
if casnum=7782414 and units='mg/kg' then do ;
  rda=1.5/5 ; da=max_det*2e-4 ;
  if da>=rda then eflag='E' ;
end ;
if casnum=7553562 and units='mg/kg' then do ;
  rda=0.12/5 ; da=max_det*2e-4 ;
  if da>=rda then eflag='E' ;
end ;
if casnum=7439954 and units='mg/kg' then do ;
  rda=150/5 ; da=max_det*2e-4 ;
  if da>=rda then eflag='E' ;
end ;
if casnum=7439987 and units='mg/kg' then do ;
  rda=0.05/5 ; da=max_det*2e-4 ;
  if da>=rda then eflag='E' ;
end ;
if casnum=7723140 and units='mg/kg' then do ;
  rda=800/5 ; da=max_det*2e-4 ;
  if da>=rda then eflag='E' ;
end ;
if casnum=7440097 and units='mg/kg' then do ;
  rda=1600/5 ; da=max_det*2e-4 ;
  if da>=rda then eflag='E' ;
end ;
if casnum=7782492 and units='mg/kg' then do ;
  rda=0.03/5 ; da=max_det*2e-4 ;
  if da>=rda then eflag='E' ;
end ;
if casnum=7440702 and units='mg/L' then do ;
  rda=800/5 ; da=max_det ;
  if da>=rda then eflag='E' ;
end ;
if casnum=16887006 and units='mg/L' then do ;
  rda=600/5 ; da=max_det ;
  if da>=rda then eflag='E' ;
end ;
if casnum=7439896 and units='mg/L' then do ;
  rda=10/5 ; da=max_det ;
  if da>=rda then eflag='E' ;
end ;
if casnum=7440508 and units='mg/L' then do ;
  rda=1.0/5 ; da=max_det ;
  if da>=rda then eflag='E' ;
end ;
if casnum=7782414 and units='mg/L' then do ;
  rda=1.5/5 ; da=max_det ;
```

File:SAS Program #05 (gwou_vs_background_area.sas)

```
    if da>=rda then eflag='E' ;
end ;
if casnum=7553562 and units='mg/L' then do ;
    rda=0.12/5 ; da=max_det ;
    if da>=rda then eflag='E' ;
end ;
if casnum=7439954 and units='mg/L' then do ;
    rda=170/5 ; da=max_det ;
    if da>=rda then eflag='E' ;
end ;
if casnum=7439987 and units='mg/L' then do ;
    rda=0.05/5 ; da=max_det ;
    if da>=rda then eflag='E' ;
end ;
if casnum=7723140 and units='mg/L' then do ;
    rda=800/5 ; da=max_det ;
    if da>=rda then eflag='E' ;
end ;
if casnum=7440097 and units='mg/L' then do ;
    rda=1600/5 ; da=max_det ;
    if da>=rda then eflag='E' ;
end ;
if casnum=7782492 and units='mg/L' then do ;
    rda=0.03/5 ; da=max_det ;
    if da>=rda then eflag='E' ;
end ;
end ;
if rda ne . then do ;
    if eflag=' ' then rdadelet='Yes' ;
    else rdadelet='No' ;
end ;

data in.&ds_name2 ; set newstats ; * dataset for ras - only ra data ;

run ;
%mend ;

%let keep= area_cod area_nam med_type media chemical casnum max_det det units
filter ;
%let by= area_cod area_nam med_type media chemical units ;
%back(compfilt,new_filt,Yes) ;

%let keep= area_cod area_nam med_type media chemical casnum max_det det units
filter ;
%let by= area_cod area_nam med_type media chemical units ;
%back(compufilt,new_uflt,No) ;

run ;
```

File: SAS Program #06 (tox_values.sas)

```
data tox ; set in.quanuftl ;  
keep chemical rfdonote rfdinote sfonote sfinote rfdocsrc sfosrc rfcicsrc sfisrc  
    class classsrc giabs giabssrc rfdoc adrfdoc sfo adsfo sfi rfdic ;  
proc sort nodups ; by chemical rfdonote rfdinote sfonote sfinote rfdocsrc sfosrc  
rfcicsrc sfisrc  
    class classsrc giabs giabssrc rfdoc adrfdoc sfo adsfo sfi rfdic ;  
  
%excelout(work,tox,/homehrs/ftp/pub/pgdp/toxicity_values.out) ;
```

File: SAS Program #07 (table_front_setup_area.sas)

```
%MACRO FRONTTAB(DS1,DS2,DS3,DTYPE) ;
libname pgdp '/pgdp/gwou/by_area' ;
options nodate nonumber missing=' ' ls=150 ps=60 ;

data table33 ; set pgdp.&ds1 ;
if area_cod=' ' then area_cod='x' ;
keep area_cod media chemical freq_det max_det min_det anatype
    max_nond min_nond dist mean units ;

data table33 ; set table33 ;
mind=put(min_det,e9.) ;
maxd=put(max_det,e9.) ;
if mind ne ' ' and maxd ne ' ' then detrange=trim(mind)||' -' ||trim(maxd) ;
minn=put(min_nond,e9.) ;
maxn=put(max_nond,e9.) ;
if minn ne ' ' and maxn ne ' ' then nonrange=trim(minn)||' -' ||trim(maxn) ;
analyte=trim(chemical) ;
label analyte = 'Analyte'
    freq_det='Frequency*of*Detection'
    detrange='Detected*Range'
    nonrange='Nondetected*Range'
    dist      ='Distribution'
    mean      ='Arithmetic*Mean'
    units     ='Units' ;
drop chemical max_det min_det max_nond min_nond mind maxd minn maxn ;
proc sort ; by area_cod media anatype analyte ;

title1 ' ' ;
title2 ' ' ;
title3 ' ' ;
title4 ' ' ;
title5 ' ' ;
title6 ' ' ;
title7 ' ' ;
title8 ' ' ;
title9 "Table PGDP GWOU data summary for all &dtype analytes by area and medium"
;
footnote1 ' ' ;
footnote2 ' ' ;

filename tab33 "/homehrs/ftp/pub/pgdp/gwou_area_&dtype._table33.out" ;
proc printto print=tab33 new ;

proc print noobs uniform label split='*' ; by area_cod media ;
var analyte freq_det detrange nonrange dist mean units ;
run ;

data table34 ; set table33 ;
if freq_det='0/' then delete ;

title1 ' ' ;
title2 ' ' ;
title3 ' ' ;
title4 ' ' ;
title5 ' ' ;
title6 ' ' ;
title7 ' ' ;
title8 ' ' ;
```

File: SAS Program #07 (table_front_setup_area.sas)

```
title9 "Table PGDP GWOU data summary for detected &dtype analytes by area and
medium" ;
footnote1 ' ' ;
footnote2 ' ' ;

filename tab34 "/homehrs/ftp/pub/pgdp/gwou_area_&dtype._table34.out" ;
proc printto print=tab34 new ;

proc print noobs uniform label split='*' ; by area_cod media ;
var analyte freq_det detrange nonrange dist mean units ;
run ;

data table35 ;
set pgdp.&ds1 ;
if area_cod=' ' then area_cod='x' ;
if freq_det='0/' or index(chemical,'Alkalinity')>0 or
  chemical='Organic Carbon' or chemical='Gross' then delete ;
keep area_cod med_type media chemical freq_det max_det reshi reseacr anatype
  maxreshi maxresacr units ;

data table35 ; set table35 ;
analyte=trim(chemical) ;
freq=trim(freq_det) ;
unit=trim(units) ;
label analyte = 'Analyte'
      freq     = 'Frequency*of*Detection'
      max_det  = 'Maximum*detected*concentration'
      reshi    = 'HI'
      reseacr  = 'ELCR'
      maxreshi = 'Exceed HI?'
      maxresacr = 'Exceed ELCR?'
      unit     = 'Units' ;
drop chemical units freq_det ;
proc sort ; by area_cod media med_type anatype analyte ;

title1 ' ' ;
title2 ' ' ;
title3 ' ' ;
title4 ' ' ;
title5 ' ' ;
title6 ' ' ;
title7 ' ' ;
title8 ' ' ;
title9 "Table PGDP GWOU comparison of maximum detected concentrations and
activities to human health risk-based" ;
title10 " screening criteria by area and medium for &dtype data" ;
footnote1 ' ' ;
footnote2 ' ' ;

filename tab35 "/homehrs/ftp/pub/pgdp/gwou_area_&dtype._table35.out" ;
proc printto print=tab35 new ;

proc print noobs uniform label split='*' ; by area_cod media ;
var analyte freq max_det reshi reseacr maxreshi maxresacr unit ;
run ;

data table36 ;
set pgdp.&ds1 ;
if area_cod=' ' then area_cod='x' ;
```

File: SAS Program #07 (table_front_setup_area.sas)

```
if freq_det='0/' or index(chemical,'Alkalinity')>0 or
  chemical='Organic Carbon' or chemical=':Gross' then delete ;
if det>0 and bg ne . then do ;
  if bflag='B' then exceedbg='Yes' ;
  else exceedbg='No ' ;
end ;
keep area_cod med_type media chemical freq_det max_det bg exceedbg units anatype
;
```

```
data table36 ; set table36 ;
analyte=trim(chemical) ;
freq=trim(freq_det) ;
unit=trim(units) ;
label analyte ='Analyte'
      freq      ='Frequency*of*Detection'
      max_det   ='Maximum*detected*concentration'
      bg        ='Background*concentration'
      exceedbg  ='Exceed*Background?'
      unit      ='Units' ;
drop chemical units freq_det ;
proc sort ; by area_cod media med_type anatype analyte ;
options nodate nonumber missing=' ' ls=115 ps=80 ;
title1 ' ' ;
title2 ' ' ;
title3 ' ' ;
title4 ' ' ;
title5 ' ' ;
title6 ' ' ;
title7 ' ' ;
title8 ' ' ;
title9 "Table PGDP GWOU comparison of maximum detected concentrations and
activities" ;
title10 " to background concentrations by area and medium for &dtype data" ;
footnote1 ' ' ;
footnote2 ' ' ;
```

```
filename tab36 "/homehrs/ftp/pub/pgdp/gwou_area_&dtype._table36.out" ;
proc printto print=tab36 new ;
```

```
proc print noobs uniform label split='*' ; by area_cod media ;
var analyte freq max_det bg exceedbg unit ;
```

```
data table38 ;
set pgdp.&ds1 ;
if area_cod=' ' then area_cod='x' ;
if freq_det='0/' or index(chemical,'Alkalinity')>0 or
  chemical='Organic Carbon' or chemical=':Gross' then delete ;
if rda ne . and max_det ne . then do ;
  if eflag='E' then exceedrda='Yes' ;
  else exceedrda='No ' ;
end ;
keep area_cod med_type media chemical freq_det rda max_det exceedrda units
anatype ;
```

```
data table38 ; set table38 ;
format rda5 daydose e9. ;
analyte=trim(chemical) ;
freq=trim(freq_det) ;
unit=trim(units) ;
```

```

rda5=5*rda ;
if units='mg/L' then daydose=max_det ;
if units='mg/kg' then daydose=max_det*2e-4 ;
label analyte ='Analyte'
      daydose ='Daily dose*for child'
      freq     ='Frequency*of*Detection'
      max_det  ='Maximum*detected*concentration'
      rda      ='1/5 RDA'
      rda5     ='RDA*for*child'
      exceedrda='Exceed*RDA?'
      unit     ='Units' ;
drop chemical freq_det units ;
proc sort ; by area_cod media med_type anatype analyte ;
options nodate nonumber missing=' ' ls=150 ps=60 ;
title1 ' ' ;
title2 ' ' ;
title3 ' ' ;
title4 ' ' ;
title5 ' ' ;
title6 ' ' ;
title7 ' ' ;
title8 ' ' ;
title9 "Table PGDP GWOU comparison of maximum detected concentrations of
essential nutrients to" ;
title10 " recommended dietary allowances for children by area for &dtype data" ;
footnote1 ' ' ;
footnote2 ' ' ;

filename tab38 "/homehrs/ftp/pub/pgdp/gwou_area_&dtype._table38.out" ;
proc printto print=tab38 new ;

proc print noobs uniform label split='*' ; by area_cod media ;
var analyte freq max_det unit daydose rda5 rda exceedrda ;

data table39 ;
set pgdp.&ds2 ;
if area_cod=' ' then area_cod='x' ;
if sfo=. and sfi=. and sfx=. and rfdoc=. and rfdic=. and adsfo=. and
  adrfdoc=. then name=trim(chemical)||'*' ;
else name=trim(chemical) ;
keep area_cod med_type med_name name freq_det anatype ;
proc sort nodups ; by area_cod med_type med_name anatype name freq_det ;

data table39 ; set table39 ;
freq=trim(freq_det) ;
analyte=trim(name) ;
label analyte ='Analyte'
      freq     ='Frequency*of*Detection' ;
drop name freq_det ;
proc sort ; by area_cod med_name med_type anatype analyte ;
options nodate nonumber missing=' ' ls=115 ps=80 ;
title1 ' ' ;
title2 ' ' ;
title3 ' ' ;
title4 ' ' ;
title5 ' ' ;
title6 ' ' ;
title7 ' ' ;
title8 ' ' ;

```

File: SAS Program #07 (table_front_setup_area.sas)

```
title9 "Table PGDP GWOU chemicals of potential concern by area for &dtype data"
;
footnotel ' ' ;
footnote2 ' ' ;

filename tab39 "/homehrs/ftp/pub/pgdp/gwou_area_&dtype._table39.out" ;
proc printto print=tab39 new ;

proc print noobs uniform label split='*' ; by area_cod med_name ;
var analyte freq ;

data table40 ;
set pgdp.&ds1 ;
if area_cod=' ' then area_cod='x' ;
if freq_det='0/' then delete ;
keep area_cod med_type media chemical freq_det max_det min_det mean bg
    reshi resecr rda bflag pflag eflag min_nond max_nond units prgdelet anatype
    bckdelet rdadelet ;

data table40 ; set table40 ;
length reason $8 ;
analyte=trim(chemical) ;
freq=trim(freq_det) ;
unit=trim(units) ;
mind=put(min_det,e9.) ;
maxd=put(max_det,e9.) ;
if mind ne ' ' and maxd ne ' ' then drange=trim(mind)||' -' ||trim(maxd) ;
minn=put(min_nond,e9.) ;
maxn=put(max_nond,e9.) ;
if minn ne ' ' and maxn ne ' ' then nrange=trim(minn)||' -' ||trim(maxn) ;
detrange=trim(drange) ;
nonrange=trim(nrange) ;
if prgdelet='Yes' or bckdelet='Yes' or rdadelet='Yes' then copc='No ' ;
else copc='Yes' ;
if copc='Yes' and pflag=' ' and bflag=' ' and eflag=' ' then keep='Qual' ;
else keep=compress(trim(pflag)||trim(bflag)||trim(eflag)) ;
if copc='No' then reason=copc ;
else reason=trim(copc)||'/' ||trim(keep) ;
if analyte='Sector' then reason=' ' ;
label analyte = 'Analyte'
    freq      = 'Frequency of Detection'
    detrangle = 'Detected*Range'
    nonrange  = 'Nondetected*Range'
    bg        = 'Background value'
    reshi     = 'HI'
    resecr    = 'ELCR'
    mean      = 'Arithmetic Mean'
    rda       = '1/5*RDA'
    reason    = 'COPC/*Basis'
    unit      = 'Units' ;
drop chemical freq_det pflag bflag eflag mind maxd min_det max_det copc
    keep minn maxn min_nond max_nond units drange nrange prgdelet bckdelet
    rdadelet ;
proc sort ; by area_cod media med_type anatype analyte ;
options nodate nonumber missing=' ' ls=150 ps=60 ;
title1 ' ' ;
title2 ' ' ;
title3 ' ' ;
title4 ' ' ;
```


File: SAS Program #07 (table_front_setup_area.sas)

```
title5 ' ' ;
title6 ' ' ;
title7 ' ' ;
title8 ' ' ;
title9 "Table PGDP GWOU summary of data evaluation by area for &dtype data" ;
footnotel ' ' ;
footnote2 ' ' ;

filename tab40 "/homehrs/ftp/pub/pgdp/gwou_area_&dtype._table40.out" ;
proc printto print=tab40 new ;

proc print noobs uniform label split='*' ; by area_cod media ;
var analyte freq nonrange detrange mean reshi reseccr unit reason ;

data table73 ; set pgdp.&ds2 ;
if area_cod=' ' then area_cod='x' ;
keep area_cod med_name chemical c anatype ;
proc sort nodups ; by area_cod anatype chemical med_name c ;

proc transpose let out=conc ; by area_cod anatype chemical ;
var c ; id med_name ;

data table73 ; set conc ;
analyte=trim(chemical) ;
label analyte ='Analyte'
      other_gr='Other Groundwater'
      rga_grou='RGA Groundwater'
      mcnairy ='McNairy Groundwater' ;
drop _name_ _label_ chemical ;
proc sort ; by area_cod anatype analyte ;
options nodate nonumber missing=' ' ls=115 ps=80 ;
title1 ' ' ;
title2 ' ' ;
title3 ' ' ;
title4 ' ' ;
title5 ' ' ;
title6 ' ' ;
title7 ' ' ;
title8 ' ' ;
title9 "Table PGDP GWOU representative concentrations of COPCs in groundwater by
area for &dtype data" ;
footnotel ' ' ;
footnote2 ' ' ;

filename tab73 "/homehrs/ftp/pub/pgdp/gwou_area_&dtype._table73.out" ;
proc printto print=tab73 new ;

proc print noobs uniform label split='*' ; by area_cod ;
var analyte rga_grou mcnairy other_gr ;

data table78 ; set pgdp.&ds2 ;
format kp e9. ;
if area_cod=' ' then area_cod='x' ;
analyte=trim(chemical) ;
label analyte ='Analyte'
      kp      ='Permeability constant (cm/hr)' ;

keep analyte kp anatype ;
proc sort nodups ; by anatype analyte ;
```

File: SAS Program #07 (table_front_setup_area.sas)

```
options nodate nonumber missing=' ' ls=115 ps=80 ;
title1 ' ' ;
title2 ' ' ;
title3 ' ' ;
title4 ' ' ;
title5 ' ' ;
title6 ' ' ;
title7 ' ' ;
title8 ' ' ;
title9 "Table PGDP GWOU miscellaneous factors used to calculate chronic daily
intakes of COPCs for &dtype data" ;
footnote1 ' ' ;
footnote2 ' ' ;

filename tab78 "/homehrs/ftp/pub/pgdp/gwou_area_&dtype._table78.out" ;
proc printto print=tab78 new ;

proc print noobs uniform label split='*' ;
var analyte kp ;

data rec ; set pgdp.&ds3 ;
if landuse='Rec' ;
if area_cod=' ' then area_cod='x' ;
keep area_cod med_type med_name anatype chemical c cd cr cq cf ;
proc sort nodups ; by area_cod med_name anatype chemical c cd cr cq cf ;

data res ; set pgdp.&ds3 ;
if landuse='Res' ;
if area_cod=' ' then area_cod='x' ;
keep area_cod med_type med_name anatype chemical c cv cb cm ct cc cp ce ;
proc sort nodups ; by area_cod med_name anatype chemical c cv cb cm ct cc cp ce
;

data table79 ; merge rec res ; by area_cod med_name anatype chemical c ;
format cd cr cq cf cv cb cm ct cc cp ce e8. ;
analyte=trim(chemical) ;
label analyte ='Analyte'
      cd      ='Venison'
      cr      ='Rabbit'
      cq      ='Quail'
      cv      ='Vegetable'
      cf      ='Fish'
      ce      ='Egg'
      cp      ='Pork'
      ct      ='Turkey'
      cc      ='Chicken'
      cm      ='Milk'
      cb      ='Beef' ;
drop chemical ;
proc sort ; by area_cod med_name anatype analyte ;
options nodate nonumber missing=' ' ls=150 ps=60 ;

title1 ' ' ;
title2 ' ' ;
title3 ' ' ;
title4 ' ' ;
title5 ' ' ;
title6 ' ' ;
title7 ' ' ;
```

File: SAS Program #07 (table_front_setup_area.sas)

```
title8 ' ' ;
title9 "Table PGDP GWOU representative concentrations and activities of COPCs in
vegetables, deer, rabbit, quail, eggs," ;
title10 " milk, beef, turkey, and fish for &dtype data (mg/kg or pCi/kg)" ;
footnote1 ' ' ;
footnote2 ' ' ;

filename tab79 "/homehrs/ftp/pub/pgdp/gwou_area_&dtype._table79.out" ;
proc printto print=tab79 new ;

proc print noobs uniform label split='*' ; by area_cod med_name ;
var analyte cd cr cq cf cv cb cm ct cc cp ce ;

run ;
%MEND ;

%fronttab(new_filt,calcfilt,calcfbio,filtered) ;
%fronttab(new_uflt,calcuflt,calcubio,unfiltered) ;
```

File: SAS Program #08.01 (gwou_calcall_area.sas)

```
libname in '/pgdp/gwou/by_area' ;
```

```
%macro calcall(ds1,ds2) ;
```

```
data resgw ; set in.&ds1 ;  
if use='res' and media='Water' ;  
drop media ;  
proc sort ; by &by1 ;
```

```
data findgw ; set in.&ds1 ;  
if use='find' ;  
drop media ;  
proc sort ; by &by1 ;
```

```
data recgw ; set in.&ds1 ;  
if use='rec' and media='Water' ;  
drop media ;  
proc sort ; by &by1 ;
```

```
filename inggw '/pgdp/equations/ingestion_gw_sw.sas' ;  
filename inhhgw '/pgdp/equations/inhalation_hhuse_gw_sw.sas' ;  
filename inhsgw '/pgdp/equations/inhalation_shower_gw_sw.sas' ;  
filename dergw '/pgdp/equations/dermal_gw_sw.sas' ;
```

```
*****  
*****;  
* Residential Child ;
```

```
%LET ds_name1=resgingc ;  
%LET ds_name2=resgw ;  
%LET landuse=Residential ;  
%LET gccdi=gccdic ;  
%LET gncdi=gncdic ;  
%LET grisk=griskc ;  
%LET ghq=ghqc ;  
%LET ir=1 ;  
%LET ed=6 ;  
%LET ef=350 ;  
%LET bw=14.5 ;
```

```
%include inggw ;
```

```
%LET ds_name1=resgderc ;  
%LET ds_name2=resgw ;  
%LET landuse=Residential ;  
%LET dccdi=dccdic ;  
%LET dncdi=dncdic ;  
%LET drisk=driskc ;  
%LET dhq=dhqc ;  
%LET sa=0.720 ;  
%LET ed=6 ;  
%LET ef=350 ;  
%LET bw=14.5 ;  
%LET et=0.2 ;
```

```
%include dergw ;
```

```
%LET ds_name1=resgihhc ;  
%LET ds_name2=resgw ;
```

```
%LET landuse=Residential ;
%LET iccdih=iccdihc ;
%LET incdih=incdihc ;
%LET iriskh=iriskhc ;
%LET ihqh=ihqhc ;
%LET ir=0.833 ;
%LET et=24 ;
%LET ed=6 ;
%LET ef=350 ;
%LET bw=14.5 ;
```

```
%include inhhgw ;
```

```
%LET ds_name1=resgihsc ;
%LET ds_name2=resgw ;
%LET landuse=Residential ;
%LET iccdis=iccdisc ;
%LET incdis=incdisc ;
%LET irisks=irisksc ;
%LET ihqs=ihqsc ;
%LET ir=0.600 ;
%LET et=0.2 ;
%LET ed=6 ;
%LET ef=350 ;
%LET bw=14.5 ;
```

```
%include inhsgw ;
```

```
* Residential Adult ;
```

```
%LET ds_name1=resginga ;
%LET ds_name2=resgw ;
%LET landuse=Residential ;
%LET gccdi=gccdia ;
%LET gncdi=gncdia ;
%LET grisk=griska ;
%LET ghq=ghqa ;
%LET ir=2 ;
%LET ed=34 ;
%LET ef=350 ;
%LET bw=70 ;
```

```
%include inggw ;
```

```
%LET ds_name1=resgdera ;
%LET ds_name2=resgw ;
%LET landuse=Residential ;
%LET dccdi=dccdia ;
%LET dncdi=dncdia ;
%LET drisk=driska ;
%LET dhq=dhqa ;
%LET sa=1.815 ;
%LET ed=34 ;
%LET ef=350 ;
%LET bw=70 ;
%LET et=0.2 ;
```

```
%include dergw ;
```

```
%LET ds_name1=resgihha ;
%LET ds_name2=resgw ;
%LET landuse=Residential ;
%LET iccdih=iccdiha ;
%LET incdih=incdiha ;
%LET iriskh=iriskha ;
%LET ihqh=ihqha ;
%LET ir=0.833 ;
%LET et=24 ;
%LET ed=34 ;
%LET ef=350 ;
%LET bw=70 ;
```

```
%include inhhgw ;
```

```
%LET ds_name1=resgihsa ;
%LET ds_name2=resgw ;
%LET landuse=Residential ;
%LET iccdis=iccdisa ;
%LET incdis=incdisa ;
%LET irisks=irisksa ;
%LET ihqs=ihqsa ;
%LET ir=0.600 ;
%LET et=0.2 ;
%LET ed=34 ;
%LET ef=350 ;
%LET bw=70 ;
```

```
%include inhsgw ;
```

```
data resident ; merge resgingc resgderc resgihhc resgihsc
  resginga resgdera resgihha resgihsa ;
by &by1 ;
iriskh=sum(iriskha,iriskhc) ;
irisks=sum(irisksa,irisksc) ;
grisk=sum(griska,griskc) ;
drisk=sum(driska,driskc) ;
drop iriskha iriskhc irisksa irisksc griska griskc driska driskc ;

run ;
```

```
*****
*****;
* Future Industrial worker ;
```

```
%LET ds_name1=indging ;
%LET ds_name2=findgw ;
%LET landuse=Future Industrial ;
%LET gccdi=gccdi ;
%LET gncdi=gncdi ;
%LET grisk=grisk ;
%LET ghq=ghq ;
%LET ir=1 ;
%LET ed=25 ;
%LET ef=250 ;
%LET bw=70 ;
```

```
%include inggw ;
```

```
%LET ds_name1=indgder ;
%LET ds_name2=findgw ;
%LET landuse=Future Industrial ;
%LET dccdi=dccdi ;
%LET dncdi=dncdi ;
%LET drisk=drisk ;
%LET dhq=dhq ;
%LET sa=1.815 ;
%LET ed=25 ;
%LET ef=250 ;
%LET bw=70 ;
%LET et=0.2 ;
```

```
%include dergw ;
```

```
%LET ds_name1=indgihs ;
%LET ds_name2=findgw ;
%LET landuse=Future Industrial ;
%LET iccdi=iccdi ;
%LET incdi=incdi ;
%LET irisks=irisks ;
%LET ihqs=ihqs ;
%LET ir=0.600 ;
%LET et=0.2 ;
%LET ed=25 ;
%LET ef=250 ;
%LET bw=70 ;
```

```
%include inhsgw ;
```

```
data findust ; merge indging indgder indgihs ;
by &by1 ;
run ;
```

```
*****
```

```
*****;
* Recreational Child ;
```

```
%LET ds_name1=recgingc ;
%LET ds_name2=recgw ;
%LET landuse=Recreational ;
%LET gccdi=gccdic ;
%LET gncdi=gncdic ;
%LET grisk=griskc ;
%LET ghq=ghqc ;
%LET ir=0.13 ; * 0.05 L/hr times 2.6 hr/day ;
%LET ed=6 ;
%LET ef=45 ;
%LET bw=14.5 ;
```

```
%include inggw ;
```

```
%LET ds_name1=recgdewc ;
%LET ds_name2=recgw ;
%LET landuse=Recreational;
%LET dccdi=dwccdic ;
%LET dncdi=dwncdic ;
%LET drisk=dwriskc ;
%LET dhq=dwhqc ;
```

```
%LET sa=0.373 ;
%LET ed=6 ;
%LET ef=140 ;
%LET bw=14.5 ;
%LET et=2.6 ;

%include dergw ;

%LET ds_name1=recgdesc ;
%LET ds_name2=recgw ;
%LET landuse=Recreational;
%LET dccdi=dscddic ;
%LET dncdi=dsncdic ;
%LET drisk=dsriskc ;
%LET dhq=dshqc ;
%LET sa=0.720 ;
%LET ed=6 ;
%LET ef=45 ;
%LET bw=14.5 ;
%LET et=2.6 ;

%include dergw ;

* Recreational Adult ;

%LET ds_name1=recginga ;
%LET ds_name2=recgw ;
%LET landuse=Recreational ;
%LET gccdi=gccdia ;
%LET gncdi=gncdia ;
%LET grisk=griska ;
%LET ghq=ghqa ;
%LET ir=0.13 ; * 0.05 L/hr times 2.6 hr/day ;
%LET ed=22 ;
%LET ef=45 ;
%LET bw=70 ;

%include inggw ;

%LET ds_name1=recgdewa ;
%LET ds_name2=recgw ;
%LET landuse=Recreational ;
%LET dccdi=dwccdia ;
%LET dncdi=dwncdia ;
%LET drisk=dwriska ;
%LET dhq=dwhqa ;
%LET sa=0.930 ;
%LET ed=22 ;
%LET ef=52 ;
%LET bw=70 ;
%LET et=2.6 ;

%include dergw ;

%LET ds_name1=recgdesa ;
%LET ds_name2=recgw ;
%LET landuse=Recreational;
%LET dccdi=dscddia ;
%LET dncdi=dsncdia ;
```



```
%LET drisk=dsriska ;
%LET dhq=dshqa ;
%LET sa=1.815 ;
%LET ed=22 ;
%LET ef=45 ;
%LET bw=70 ;
%LET et=2.6 ;

%include dergw ;

* Recreational Teen ;

%LET ds_name1=recgingt ;
%LET ds_name2=recgw ;
%LET landuse=Recreational ;
%LET gccdi=gccdit ;
%LET gncdi=gncdit ;
%LET grisk=griskt ;
%LET ghq=ghqt ;
%LET ir=0.13 ; * 0.05 L/hr times 2.6 hr/day ;
%LET ed=12 ;
%LET ef=45 ;
%LET bw=43 ;

%include inggw ;

%LET ds_name1=recgdewt ;
%LET ds_name2=recgw ;
%LET landuse=Recreational;
%LET dccdi=dwccdit ;
%LET dncdi=dwnccdit ;
%LET drisk=dwriskt ;
%LET dhq=dwhqt ;
%LET sa=0.740 ;
%LET ed=12 ;
%LET ef=140 ;
%LET bw=43 ;
%LET et=2.6 ;

%include dergw ;

%LET ds_name1=recgdest ;
%LET ds_name2=recgw ;
%LET landuse=Recreational;
%LET dccdi=dscdit ;
%LET dncdi=dsncdit ;
%LET drisk=dsriskt ;
%LET dhq=dshqt ;
%LET sa=1.350 ;
%LET ed=12 ;
%LET ef=45 ;
%LET bw=43 ;
%LET et=2.6 ;

%include dergw ;

data recreate ; merge recgingc recgdewc recgdesc
recginga recgdewa recgdesa recgingt recgdewt recgdest ;
by &by1 ;
```

File: SAS Program #08.01 (gwou_calcall_area.sas)

```
grisk=sum(griska,griskc,griskt) ;
dwrisk=sum(dwriska,dwriskc,dwriskt) ;
dsrisk=sum(dsrisca,dsriskc,dsriskt) ;
drop griska griskc griskt dwriska dwriskc dwriskt dsrisca dsriskc dsriskt ;
run ;
*****
*****;

data calcall ; set findust resident recreate ;
format totrisk totriskh drisk driskh dsrisk dsriskh dwrisk dwriskh grisk griskh
    irisks irisksh iriskh iriskhh hia hic hit hi e9. ;

totrisk=sum(drisk,dsrisk,dwrisk,grisk,irisks,iriskh) ;

if irisks>1e-2 then irisksh=1-exp(-irisks) ;
else irisksh=irisks ;

if iriskh>1e-2 then iriskhh=1-exp(-iriskh) ;
else iriskhh=iriskh ;

if grisk>1e-2 then griskh=1-exp(-grisk) ;
else griskh=grisk ;

if drisk>1e-2 then driskh=1-exp(-drisk) ;
else driskh=drisk ;

if dsrisk>1e-2 then dsriskh=1-exp(-dsrisk) ;
else dsriskh=dsrisk ;

if dwrisk>1e-2 then dwriskh=1-exp(-dwrisk) ;
else dwriskh=dwrisk ;

if totrisk>1e-2 then totriskh=1-exp(-totrisk) ;
else totriskh=totrisk ;

hia=sum(ihqsa,ghqa,dhqa,iqhha,dwhqa,dshqa) ;
hic=sum(ihqsc,ghqc,dhqc,iqhhc,dwhqc,dshqc) ;
hit=sum(ghqt,dwhqt,dshqt) ;
hi=sum(ghq,dhq,ihq) ;
proc sort ; by &by2 ;

data in.&ds2 ; set calcall ;

run ;
%mend ;

%let by1= area_cod area_nam med_type med_name anatype chemical units ;
%let by2= landuse area_cod area_nam med_type med_name anatype chemical ;
%calcall(quantfilt,calcfilt) ;

%let by1= area_cod area_nam med_type med_name anatype chemical units ;
%let by2= landuse area_cod area_nam med_type med_name anatype chemical ;
%calcall(quantflt,calcflt) ;
```

```
libname in '/pgdp/gwou/by_area' ;
```

```
%macro calcall(ds1,ds2) ;
```

```
data resgw ; set in.&ds1 ;  
if use='res' and media='Food' ;  
drop media ;  
proc sort ; by &by1 ;
```

```
data recgw ; set in.&ds1 ;  
if use='rec' and media='Food' ;  
drop media ;  
proc sort ; by &by1 ;
```

```
filename ingf '/pgdp/equations/ingestion_fish.sas' ;  
filename ingd '/pgdp/equations/ingestion_deer_water.sas' ;  
filename ingr '/pgdp/equations/ingestion_rabbit_water.sas' ;  
filename ingq '/pgdp/equations/ingestion_quail_water.sas' ;  
filename ingv '/pgdp/equations/ingestion_veg_gw_sw.sas' ;  
filename ingb '/pgdp/equations/ingestion_beef_water.sas' ;  
filename ingm '/pgdp/equations/ingestion_milk_water.sas' ;  
filename ingc '/pgdp/equations/ingestion_chicken_water.sas' ;  
filename ingt '/pgdp/equations/ingestion_turkey_water.sas' ;  
filename ingp '/pgdp/equations/ingestion_pork_water.sas' ;  
filename inge '/pgdp/equations/ingestion_eggs_water.sas' ;
```

```
*****
```

```
*****;
```

```
* Residential Child ;
```

```
%LET ds_name1=resingvc ;  
%LET ds_name2=resgw ;  
%LET landuse=Residential ;  
%LET gvccdi=gvccdic ;  
%LET gvnctdi=gvnctdic ;  
%LET gvrisk=gvriskc ;  
%LET gvhq=gvhq ;  
%LET ir=0.13 ;  
%LET fi=0.4 ;  
%LET ed=6 ;  
%LET ef=350 ;  
%LET bw=14.5 ;
```

```
%include ingv ;
```

```
%LET ds_name1=resingbc ;  
%LET ds_name2=resgw ;  
%LET landuse=Residential ;  
%LET gbccdi=gbccdic ;  
%LET gbncdi=gbncdic ;  
%LET gbrisk=gbriskc ;  
%LET gbhq=gbhq ;  
%LET ir=0.04 ;  
%LET ed=6 ;  
%LET ef=350 ;  
%LET bw=14.5 ;
```

```
%include ingb ;
```

```
%LET ds_name1=resingmc ;
```

```
%LET ds_name2=resgw ;
%LET landuse=Residential ;
%LET gmccdi=gmccdic ;
%LET gmnctdi=gmnctdic ;
%LET gmrisk=gmriskc ;
%LET gmhq=gmhq ;
%LET ir=0.435 ;
%LET ed=6 ;
%LET ef=350 ;
%LET bw=14.5 ;
```

```
%include ingm ;
```

```
%LET ds_name1=resingcc ;
%LET ds_name2=resgw ;
%LET landuse=Residential ;
%LET gcccdi=gcccdic ;
%LET gcncdi=gcncdic ;
%LET gcrisk=gcriskc ;
%LET gchq=gchq ;
%LET ir=0.0377 ;
%LET ed=6 ;
%LET ef=350 ;
%LET bw=14.5 ;
```

```
%include ingc ;
```

```
%LET ds_name1=resingtc ;
%LET ds_name2=resgw ;
%LET landuse=Residential ;
%LET gtccdi=gtccdic ;
%LET gtnctdi=gtnctdic ;
%LET gtrisk=gtriskc ;
%LET gthq=gthq ;
%LET ir=0.0377 ;
%LET ed=6 ;
%LET ef=350 ;
%LET bw=14.5 ;
```

```
%include ingt ;
```

```
%LET ds_name1=resingpc ;
%LET ds_name2=resgw ;
%LET landuse=Residential ;
%LET gpccdi=gpccdic ;
%LET gpnctdi=gpnctdic ;
%LET gprisk=gpriskc ;
%LET gphq=gphq ;
%LET ir=0.0248 ;
%LET ed=6 ;
%LET ef=350 ;
%LET bw=14.5 ;
```

```
%include ingp ;
```

```
%LET ds_name1=resingec ;
%LET ds_name2=resgw ;
%LET landuse=Residential ;
%LET geccdi=geccdic ;
```

```
%LET gencdi=gencdic ;
%LET gerisk=geriskc ;
%LET gehq=gehqc ;
%LET ir=0.0173 ;
%LET ed=6 ;
%LET ef=350 ;
%LET bw=14.5 ;

%include inge ;

* Residential Adult ;

%LET ds_name1=resingva ;
%LET ds_name2=resgw ;
%LET landuse=Residential ;
%LET gvccdi=gvccdia ;
%LET gvnctdi=gvnctdia ;
%LET gvrisk=gvriska ;
%LET gvhq=gvhqa ;
%LET ir=0.1995 ;
%LET fi=0.4 ;
%LET ed=34 ;
%LET ef=350 ;
%LET bw=70 ;

%include ingv ;

%LET ds_name1=resingba ;
%LET ds_name2=resgw ;
%LET landuse=Residential ;
%LET gbccdi=gbccdia ;
%LET gbncdi=gbncdia ;
%LET gbrisk=gbriska ;
%LET gbhq=gbhqa ;
%LET ir=0.075 ;
%LET ed=34 ;
%LET ef=350 ;
%LET bw=70 ;

%include ingb ;

%LET ds_name1=resingma ;
%LET ds_name2=resgw ;
%LET landuse=Residential ;
%LET gmccdi=gmccdia ;
%LET gmnctdi=gmnctdia ;
%LET gmrisk=gmriska ;
%LET gmqh=gmhqa ;
%LET ir=0.266 ;
%LET ed=34 ;
%LET ef=350 ;
%LET bw=70 ;

%include ingm ;

%LET ds_name1=resingca ;
%LET ds_name2=resgw ;
%LET landuse=Residential ;
%LET gcccdi=gcccdia ;
```

```
%LET gcncdi=gcncdia ;
%LET gcrisk=gcriska ;
%LET gchq=gchqa ;
%LET ir=0.0615 ;
%LET ed=34 ;
%LET ef=350 ;
%LET bw=70 ;
```

```
%include ingc ;
```

```
%LET ds_name1=resingta ;
%LET ds_name2=resgw ;
%LET landuse=Residential ;
%LET gtccdi=gtccdia ;
%LET gtncdi=gtncdia ;
%LET gtrisk=gtriska ;
%LET gthq=gthqa ;
%LET ir=0.0615 ;
%LET ed=34 ;
%LET ef=350 ;
%LET bw=70 ;
```

```
%include ingt ;
```

```
%LET ds_name1=resingpa ;
%LET ds_name2=resgw ;
%LET landuse=Residential ;
%LET gpccdi=gpccdia ;
%LET gpncdi=gpncdia ;
%LET gprisk=gpriska ;
%LET gphq=gphqa ;
%LET ir=0.0437 ;
%LET ed=34 ;
%LET ef=350 ;
%LET bw=70 ;
```

```
%include ingp ;
```

```
%LET ds_name1=resingea ;
%LET ds_name2=resgw ;
%LET landuse=Residential ;
%LET geccdi=geccdia ;
%LET gencdi=gencdia ;
%LET gerisk=geriska ;
%LET gehq=gehqa ;
%LET ir=0.0252 ;
%LET ed=34 ;
%LET ef=350 ;
%LET bw=70 ;
```

```
%include inge ;
```

```
data resident ; merge resingvc resingva resingbc resingba resingmc resingma
resingcc resingca resingtc resingta
resingpc resingpa resingec resingea ;
by &by1 ;
gvrisk=sum(gvriska,gvriskc) ;
gbrisk=sum(gbriska,gbriskc) ;
gmrisk=sum(gmriska,gmriskc) ;
```

```
gcrisk=sum(gcriska,gcriskc) ;
gtrisk=sum(gtriska,gtriskc) ;
gprisk=sum(gpriska,gpriskc) ;
gerisk=sum(geriska,geriskc) ;
run ;
```

```
*****
*****;
```

```
* Recreational Child ;
```

```
%LET ds_name1=recingfc ;
%LET ds_name2=recgw ;
%LET landuse=Recreational ;
%LET gfccdi=gfccdic ;
%LET gfncdi=gfncdic ;
%LET gfrisk=gfriskc ;
%LET gfhq=gfhqc ;
%LET ir=0.059 ;
%LET ed=6 ;
%LET ef=64 ;
%LET bw=14.5 ;
```

```
%include ingf ;
```

```
%LET ds_name1=recingdc ;
%LET ds_name2=recgw ;
%LET landuse=Recreational ;
%LET gdcddi=gdcddic ;
%LET gdncdi=gdncdic ;
%LET gdrisk=gdriskc ;
%LET gdhq=gdhq ;
%LET ir=0.007 ;
%LET ed=6 ;
%LET ef=350 ;
%LET bw=14.5 ;
```

```
%include ingd ;
```

```
%LET ds_name1=recingrc ;
%LET ds_name2=recgw ;
%LET landuse=Recreational ;
%LET grccdi=grccdic ;
%LET grncdi=grncdic ;
%LET grrisk=grriskc ;
%LET grhq=grhq ;
%LET ir=0.0033 ;
%LET ed=6 ;
%LET ef=350 ;
%LET bw=14.5 ;
```

```
%include ingr ;
```

```
%LET ds_name1=recingqc ;
%LET ds_name2=recgw ;
%LET landuse=Recreational ;
%LET gqccdi=gqccdic ;
%LET gqncdi=gqncdic ;
%LET gqrisk=gqriskc ;
```

```
%LET gqhqc=gqhqc ;
%LET ir=0.00094 ;
%LET ed=6 ;
%LET ef=350 ;
%LET bw=14.5 ;

%include ingq ;

* Recreational Adult ;

%LET ds_name1=recingfa ;
%LET ds_name2=recgw ;
%LET landuse=Recreational ;
%LET gfccdi=gfccdia ;
%LET gfnctdi=gfnctdia ;
%LET gfrisk=gfriska ;
%LET gfhq=gfhqa ;
%LET ir=0.284 ;
%LET ed=22 ;
%LET ef=64 ;
%LET bw=70 ;

%include ingf ;

%LET ds_name1=recingda ;
%LET ds_name2=recgw ;
%LET landuse=Recreational ;
%LET gdccdi=gdccdia ;
%LET gdnctdi=gdnctdia ;
%LET gdrisk=gdriska ;
%LET gdhq=gdhqa ;
%LET ir=0.032 ;
%LET ed=22 ;
%LET ef=350 ;
%LET bw=70 ;

%include ingd ;

%LET ds_name1=recingra ;
%LET ds_name2=recgw ;
%LET landuse=Recreational ;
%LET grccdi=grccdia ;
%LET grnctdi=grnctdia ;
%LET grrisk=grriska ;
%LET grhq=grhqa ;
%LET ir=0.0165 ;
%LET ed=22 ;
%LET ef=350 ;
%LET bw=70 ;

%include ingr ;

%LET ds_name1=recingqa ;
%LET ds_name2=recgw ;
%LET landuse=Recreational ;
%LET gqccdi=gqccdia ;
%LET gqnctdi=gqnctdia ;
%LET gqrisk=gqrisk ;
%LET gqhqc=gqhqc ;
```



```
%LET ir=0.0047 ;
%LET ed=22 ;
%LET ef=350 ;
%LET bw=70 ;

%include ingq ;

* Recreational Teen ;

%LET ds_name1=recingft ;
%LET ds_name2=recgw ;
%LET landuse=Recreational ;
%LET gfccdi=gfccdit ;
%LET gfncdi=gfncdit ;
%LET gfrisk=gfriskt ;
%LET gfhq=gfhqt ;
%LET ir=0.284 ;
%LET ed=12 ;
%LET ef=64 ;
%LET bw=43 ;

%include ingf ;

%LET ds_name1=recingdt ;
%LET ds_name2=recgw ;
%LET landuse=Recreational ;
%LET gdccdi=gdccdit ;
%LET gdncdi=gdncdit ;
%LET gdrisk=gdriskt ;
%LET gdhq=gdhqt ;
%LET ir=0.032 ;
%LET ed=12 ;
%LET ef=350 ;
%LET bw=43 ;

%include ingd ;

%LET ds_name1=recingrt ;
%LET ds_name2=recgw ;
%LET landuse=Recreational ;
%LET grccdi=grccdit ;
%LET grncdi=grncdit ;
%LET grrisk=grriskt ;
%LET grhq=grhqt ;
%LET ir=0.0082 ;
%LET ed=12 ;
%LET ef=350 ;
%LET bw=43 ;

%include ingr ;

%LET ds_name1=recingqt ;
%LET ds_name2=recgw ;
%LET landuse=Recreational ;
%LET gqccdi=gqccdit ;
%LET gqncdi=gqncdit ;
%LET gqrisk=gqriskt ;
%LET gqhq=gqhqt ;
%LET ir=0.0024 ;
```

```
%LET ed=12 ;  
%LET ef=350 ;  
%LET bw=43 ;
```

```
%include ingq ;
```

```
data recreate ; merge recingfc recingfa recingft recingdc recingda recingdt  
recingrc recingra recingrt  
  recingqc recingqa recingqt ;
```

```
by &by1 ;  
gfrisk=sum(gfriska,gfriskc,gfriskt) ;  
gdrisk=sum(gdriska,gdriskc,gdriskt) ;  
grrisk=sum(grriska,grriskc,grriskt) ;  
gqrisk=sum(gqriska,gqriskc,gqriskt) ;
```

```
run ;
```

```
*****  
*****;
```

```
data calcall ; set recreate resident ;  
format totrisk totriskh gdrisk gdriskh gfrisk gfriskh grrisk grriskh gqrisk  
gqriskh gvrisk gvriskh gbrisk gbriskh  
gmrisk gmriskh gcrisk gcriskh gtrisk gtriskh gprisk gpriskh gerisk geriskh hia  
hic hit e9. ;
```

```
totrisk=sum(gdrisk,gfrisk,grrisk,gqrisk,gvrisk,gbrisk,gmrisk,gcrisk,gtrisk,gpris  
k,gerisk) ;
```

```
if gfrisk>1e-2 then gfriskh=1-exp(-gfrisk) ;  
else gfriskh=gfrisk ;
```

```
if gdrisk>1e-2 then gdriskh=1-exp(-gdrisk) ;  
else gdriskh=gdrisk ;
```

```
if grrisk>1e-2 then grriskh=1-exp(-grrisk) ;  
else grriskh=grrisk ;
```

```
if gqrisk>1e-2 then gqriskh=1-exp(-gqrisk) ;  
else gqriskh=gqrisk ;
```

```
if gvrisk>1e-2 then gvriskh=1-exp(-gvrisk) ;  
else gvriskh=gvrisk ;
```

```
if gbrisk>1e-2 then gbriskh=1-exp(-gbrisk) ;  
else gbriskh=gbrisk ;
```

```
if gmrisk>1e-2 then gmriskh=1-exp(-gmrisk) ;  
else gmriskh=gmrisk ;
```

```
if gcrisk>1e-2 then gcriskh=1-exp(-gcrisk) ;  
else gcriskh=gcrisk ;
```

```
if gtrisk>1e-2 then gtriskh=1-exp(-gtrisk) ;  
else gtriskh=gtrisk ;
```

```
if gprisk>1e-2 then gpriskh=1-exp(-gprisk) ;  
else gpriskh=gprisk ;
```

```
if gerisk>1e-2 then geriskh=1-exp(-gerisk) ;
```

File: SAS Program #08.02 (gwou_calcall_area_biota.sas)

```
else geriskh=gerisk ;

if totrisk>1e-2 then totriskh=1-exp(-totrisk) ;
else totriskh=totrisk ;

hia=sum(gfhqa,gdhqa,grhqa,gqhqa,gvhqa,gbhqa,gmhqa,gchqa,gthqa,gphqa,gehqa) ;
hic=sum(gfhqc,gdhqc,grhqc,gqhqc,gvhqc,gbhqc,gmhqc,gchqc,gthqc,gphqc,gehqc) ;
hit=sum(gfhqt,gdhqt,grhqt,gqhqt) ;

proc sort ; by &by2 ;

data in.&ds2 ; set calcall ;

run ;
%mend ;

%let by1= area_cod area_nam med_type med_name anatype chemical units ;
%let by2= landuse area_cod area_nam med_type med_name anatype chemical ;
%calcall(quanfilt,calcfbio) ;

%let by1= area_cod area_nam med_type med_name anatype chemical units ;
%let by2= landuse area_cod area_nam med_type med_name anatype chemical ;
%calcall(quanuft,calcubio) ;
```

File:SAS Program #08.03 (table_cdi_setup_area.sas)

```
libname pgdp '/pgdp/gwou/by_area' ;
options nodate nonumber missing=' ' ls=115 ps=80 ;

%MACRO
CDITAB(DS1, LANDUSE, DER, DERS, DERW, ING, INHS, INHH, PATHS, LAND, DTYPE, TARGET, CLASS, TAB
) ;
data cdi ; set pgdp.&ds1(rename=(med_name=media)) ;
if area_cod='' then area_cod='x' ;
if landuse="&landuse" ;
analyte=trim(chemical) ;
label analyte ='Analyte'
      &der='Dermal contact while showering'
      &ders='Dermal contact while swimming'
      &derw='Dermal contact while wading'
      &ing='Direct ingestion'
      &inhs='Inh. of volatiles while showering'
      &inhh='Inh. of volatiles during household use' ;

keep area_cod media analyte &paths anatype ;
proc sort ; by area_cod media anatype analyte ;

title1 ' ' ;
title2 ' ' ;
title3 ' ' ;
title4 ' ' ;
title5 ' ' ;
title6 ' ' ;
title7 ' ' ;
title8 ' ' ;
title9 "Table &class chronic daily intakes for &target &land for &dtype data" ;
footnote1 ' ' ;
footnote2 ' ' ;

filename &tab
"/homehrs/ftp/pub/pgdp/gwou_area_&dtype._&target._&land._&class._cdi.out" ;
proc printto print=&tab new ;

proc print noobs uniform label split='*' ; by area_cod media ;
var analyte &paths ;
run ;

%MEND ;

%cditab(calcfilt, Residential, dncdia, dsncdia, dwncdia, gncdia, incdisa, incdiha, dncdi
a gncdia incdisa incdiha,
      resident, filtered, adult, Noncarcinogenic, a) ;
%cditab(calcfilt, Residential, dncdic, dsncdic, dwncdic, gncdic, incdisc, incdihc, dncdi
c gncdic incdisc incdihc,
      resident, filtered, child, Noncarcinogenic, b) ;

%cditab(calculft, Residential, dncdia, dsncdia, dwncdia, gncdia, incdisa, incdiha, dncdi
a gncdia incdisa incdiha,
      resident, unfiltered, adult, Noncarcinogenic, c) ;
%cditab(calculft, Residential, dncdic, dsncdic, dwncdic, gncdic, incdisc, incdihc, dncdi
c gncdic incdisc incdihc,
      resident, unfiltered, child, Noncarcinogenic, d) ;

%cditab(calcfilt, Residential, dccdia, dsccdia, dwccdia, gccdia, iccdisa, iccdiha, dccdi
a gccdia iccdisa iccdiha,
```

```
    resident, filtered, adult, Carcinogenic, e) ;
%cditab(calcfilt, Residential, dccdic, dsccdic, dwccdic, gccdic, iccdisc, iccdihc, dccdi
c gccdic iccdisc iccdihc,
    resident, filtered, child, Carcinogenic, f) ;

%cditab(calcuflt, Residential, dccdia, dsccdia, dwccdia, gccdia, iccdisa, iccdiha, dccdi
a gccdia iccdisa iccdiha,
    resident, unfiltered, adult, Carcinogenic, g) ;
%cditab(calcuflt, Residential, dccdic, dsccdic, dwccdic, gccdic, iccdisc, iccdihc, dccdi
c gccdic iccdisc iccdihc,
    resident, unfiltered, child, Carcinogenic, h) ;

%cditab(calcfilt, Recreational, dncdia, dsncdia, dwncdia, gncdia, incdisa, incdiha, dsnc
dia dwncdia gncdia,
    recreator, filtered, adult, Noncarcinogenic, i) ;
%cditab(calcfilt, Recreational, dncdic, dsncdic, dwncdic, gncdic, incdisc, incdihc, dsnc
dic dwncdic gncdic,
    recreator, filtered, child, Noncarcinogenic, j) ;
%cditab(calcfilt, Recreational, dncdia, dsncdit, dwncdit, gncdit, incdisa, incdiha, dsnc
dit dwncdit gncdit,
    recreator, filtered, teen, Noncarcinogenic, k) ;

%cditab(calcuflt, Recreational, dncdia, dsncdia, dwncdia, gncdia, incdisa, incdiha, dsnc
dia dwncdia gncdia,
    recreator, unfiltered, adult, Noncarcinogenic, l) ;
%cditab(calcuflt, Recreational, dncdic, dsncdic, dwncdic, gncdic, incdisc, incdihc, dsnc
dic dwncdic gncdic,
    recreator, unfiltered, child, Noncarcinogenic, m) ;
%cditab(calcuflt, Recreational, dncdia, dsncdit, dwncdit, gncdit, incdisa, incdiha, dsnc
dit dwncdit gncdit,
    recreator, unfiltered, teen, Noncarcinogenic, n) ;

%cditab(calcfilt, Recreational, dccdia, dsccdia, dwccdia, gccdia, iccdisa, iccdiha, dscc
dia dwccdia gccdia,
    recreator, filtered, adult, Carcinogenic, o) ;
%cditab(calcfilt, Recreational, dccdic, dsccdic, dwccdic, gccdic, iccdisc, iccdihc, dscc
dic dwccdic gccdic,
    recreator, filtered, child, Carcinogenic, p) ;
%cditab(calcfilt, Recreational, dccdia, dsccdit, dwccdit, gccdit, iccdisa, iccdiha, dscc
dit dwccdit gccdit,
    recreator, filtered, teen, Carcinogenic, q) ;

%cditab(calcuflt, Recreational, dccdia, dsccdia, dwccdia, gccdia, iccdisa, iccdiha, dscc
dia dwccdia gccdia,
    recreator, unfiltered, adult, Carcinogenic, r) ;
%cditab(calcuflt, Recreational, dccdic, dsccdic, dwccdic, gccdic, iccdisc, iccdihc, dscc
dic dwccdic gccdic,
    recreator, unfiltered, child, Carcinogenic, s) ;
%cditab(calcuflt, Recreational, dccdia, dsccdit, dwccdit, gccdit, iccdisa, iccdiha, dscc
dit dwccdit gccdit,
    recreator, unfiltered, teen, Carcinogenic, t) ;

%cditab(calcfilt, Future, dncdi, dsncdia, dwncdia, gncdi, incdis, incdiha, dncdi gncdi
incdis, worker, filtered,
    industrial, Noncarcinogenic, u) ;

%cditab(calcfilt, Future, dccdi, dsccdia, dwccdia, gccdi, iccdis, iccdiha, dccdi gccdi
iccdis, worker, filtered,
    industrial, Carcinogenic, v) ;
```

File:SAS Program #08.03 (table_cdi_setup_area.sas)

```
%cditab (calcuflt, Future, dncdi, dsncdia, dwncdia, gncdi, incdis, incdiha, dncdi gncdi  
incdis, worker, unfiltered,  
    industrial, Noncarcinogenic, w) ;
```

```
%cditab (calcuflt, Future, dccdi, dsccdia, dwccdia, gccdi, iccdis, iccdiha, dccdi gccdi  
iccdis, worker, unfiltered,  
    industrial, Carcinogenic, x) ;
```

File:SAS Program #08.04 (table_biota_cdi_setup_area.sas)

```
libname pgdp '/pgdp/gwou/by_area' ;
options nodate nonumber missing=' ' ls=115 ps=80 ;

%MACRO
CDITAB (DS1, LANDUSE, VEG, BEEF, MILK, EGG, PORK, TURK, CHIK, FISH, DEER, RABT, QUAIL, PATHS, L
AND, DTYPE, TARGET, CLASS, TAB) ;
data cdi ; set pgdp.&ds1(rename=(med_name=media)) ;
if area_cod='' then area_cod='x' ;
if landuse="&landuse" ;
analyte=trim(chemical) ;
label analyte ='Analyte'
    &fish   ='Ingestion of fish'
    &veg    ='Ingestion of vegetables'
    &beef   ='Ingestion of beef'
    &milk   ='Ingestion of milk'
    &egg    ='Ingestion of eggs'
    &pork   ='Ingestion of pork'
    &turk   ='Ingestion of turkey'
    &chik   ='Ingestion of chicken'
    &deer   ='Ingestion of venison'
    &rabt   ='Ingestion of rabbit'
    &quail  ='Ingestion of quail' ;
keep area_cod media analyte &paths anatype ;
proc sort ; by area_cod media anatype analyte ;

title1 ' ' ;
title2 ' ' ;
title3 ' ' ;
title4 ' ' ;
title5 ' ' ;
title6 ' ' ;
title7 ' ' ;
title8 ' ' ;
title9 "Table &class biota chronic daily intakes for &target &land for &dtype
data" ;
footnote1 ' ' ;
footnote2 ' ' ;

filename &tab
"/homehrs/ftp/pub/pgdp/gwou_area_&dtype._&target._&land._&class._biota_cdi.out"
;
proc printto print=&tab new ;

proc print noobs uniform label split='*' ; by area_cod media ;
var analyte &paths ;
run ;

%MEND ;

%cditab(calcfbio,Residential,gvncdia,gbncdia,gmncdia,genccdia,gpnccdia,gtncdia,gcn
cdia,gfnccdia,gdnccdia,grnccdia,gqncdia,
    gvncdia gbncdia gmncdia genccdia gpnccdia gtncdia
gvncdia,resident,filtered,adult,Noncarcinogenic,a) ;
%cditab(calcfbio,Residential,gvncdic,gbncdic,gmncdic,genccdic,gpnccdic,gtncdic,gcn
cdic,gfnccdic,gdnccdic,grnccdic,gqncdic,
    gvncdic gbncdic gmncdic genccdic gpnccdic gtncdic
gvncdic,resident,filtered,child,Noncarcinogenic,b) ;
```

```
%cditab (calcubio, Residential, gvncdia, gbncdia, gmncdia, gencdia, gpncdia, gtncdia, gcncdia, gfncdia, gdncdia, grncdia, gqncdia,
    gvncdia gbncdia gmncdia gencdia gpncdia gtncdia
gncndia, resident, unfiltered, adult, Noncarcinogenic, c) ;
%cditab (calcubio, Residential, gvncdic, gbncdic, gmncdic, gencdic, gpncdic, gtncdic, gcncdic, gfncdic, gdncdic, grncdic, gqncdic,
    gvncdic gbncdic gmncdic gencdic gpncdic gtncdic
gncndic, resident, unfiltered, child, Noncarcinogenic, d) ;

%cditab (calcfbio, Residential, gvccdia, gbccdia, gmccdia, geccdia, gpccdia, gtccdia, gcccdia, gfccdia, gdccdia, grccdia, gqccdia,
    gvccdia gbccdia gmccdia geccdia gpccdia gtccdia
gcccdia, resident, filtered, adult, Carcinogenic, e) ;
%cditab (calcfbio, Residential, gvccdic, gbccdic, gmccdic, geccdic, gpccdic, gtccdic, gcccdic, gfccdic, gdccdic, grccdic, gqccdic,
    gvccdic gbccdic gmccdic geccdic gpccdic gtccdic
gcccdic, resident, filtered, child, Carcinogenic, f) ;

%cditab (calcubio, Residential, gvccdia, gbccdia, gmccdia, geccdia, gpccdia, gtccdia, gcccdia, gfccdia, gdccdia, grccdia, gqccdia,
    gvccdia gbccdia gmccdia geccdia gpccdia gtccdia
gcccdia, resident, unfiltered, adult, Carcinogenic, g) ;
%cditab (calcubio, Residential, gvccdic, gbccdic, gmccdic, geccdic, gpccdic, gtccdic, gcccdic, gfccdic, gdccdic, grccdic, gqccdic,
    gvccdic gbccdic gmccdic geccdic gpccdic gtccdic
gcccdic, resident, unfiltered, child, Carcinogenic, h) ;

%cditab (calcfbio, Recreational, gvncdia, gbncdia, gmncdia, gencdia, gpncdia, gtncdia, gcncdia, gfncdia, gdncdia, grncdia, gqncdia,
    gfncdia gdncdia grncdia gqncdia, recreator, filtered, adult, Noncarcinogenic, i)
;
%cditab (calcfbio, Recreational, gvncdic, gbncdic, gmncdic, gencdic, gpncdic, gtncdic, gcncdic, gfncdic, gdncdic, grncdic, gqncdic,
    gfncdic gdncdic grncdic gqncdic, recreator, filtered, child, Noncarcinogenic, j)
;
%cditab (calcfbio, Recreational, gvncdia, gbncdia, gmncdia, gencdia, gpncdia, gtncdia, gcncdia, gfncdit, gdncdit, grncdit, gqncdit,
    gfncdit gdncdit grncdit gqncdit, recreator, filtered, teen, Noncarcinogenic, k) ;

%cditab (calcubio, Recreational, gvncdia, gbncdia, gmncdia, gencdia, gpncdia, gtncdia, gcncdia, gfncdia, gdncdia, grncdia, gqncdia,
    gfncdia gdncdia grncdia
gqncdia, recreator, unfiltered, adult, Noncarcinogenic, l) ;
%cditab (calcubio, Recreational, gvncdic, gbncdic, gmncdic, gencdic, gpncdic, gtncdic, gcncdic, gfncdic, gdncdic, grncdic, gqncdic,
    gfncdic gdncdic grncdic
gqncdic, recreator, unfiltered, child, Noncarcinogenic, m) ;
%cditab (calcubio, Recreational, gvncdia, gbncdia, gmncdia, gencdia, gpncdia, gtncdia, gcncdia, gfncdit, gdncdit, grncdit, gqncdit,
    gfncdit gdncdit grncdit gqncdit, recreator, unfiltered, teen, Noncarcinogenic, n)
;

%cditab (calcfbio, Recreational, gvccdia, gbccdia, gmccdia, geccdia, gpccdia, gtccdia, gcccdia, gfccdia, gdccdia, grccdia, gqccdia,
    gfccdia gdccdia grccdia gqccdia, recreator, filtered, adult, Carcinogenic, o) ;
%cditab (calcfbio, Recreational, gvccdic, gbccdic, gmccdic, geccdic, gpccdic, gtccdic, gcccdic, gfccdic, gdccdic, grccdic, gqccdic,
    gfccdic gdccdic grccdic gqccdic, recreator, filtered, child, Carcinogenic, p) ;
```



```
%cditab (calcfbio,Recreational,gvccdia,gbccdia,gmccdia,geccdia,gpcddia,gtccdia,gc  
ccdia,gfccdit,gdccdit,grccdit,gqccdit,  
    gfcddit gdccdit grccdit gqccdit,recreator,filtered,teen,Carcinogenic,q) ;  
  
%cditab (calcfbio,Recreational,gvccdia,gbccdia,gmccdia,geccdia,gpcddia,gtccdia,gc  
ccdia,gfccdia,gdccdia,grccdia,gqccdia,  
    gfcddia gdccdia grccdia gqccdia,recreator,unfiltered,adult,Carcinogenic,r) ;  
%cditab (calcfbio,Recreational,gvccdic,gbccdic,gmccdic,geccdic,gpcddic,gtccdic,gc  
ccdic,gfccdic,gdccdic,grccdic,gqccdic,  
    gfcddic gdccdic grccdic gqccdic,recreator,unfiltered,child,Carcinogenic,s) ;  
%cditab (calcfbio,Recreational,gvccdia,gbccdia,gmccdia,geccdia,gpcddia,gtccdia,gc  
ccdia,gfccdit,gdccdit,grccdit,gqccdit,  
    gfcddit gdccdit grccdit gqccdit,recreator,unfiltered,teen,Carcinogenic,t) ;
```

```
%MACRO CAR2WAY (DS1, DTYPE, LANDUSE, LAND, PATHS, TAB) ;

libname pgdp '/pgdp/gwou/by_area' ;
options nodate nonumber missing=' ' ls=115 ps=80 ;

data risk ; set pgdp.&ds1(rename=(med_name=media)) ;
if landuse="&landuse" ;
analyte=trim(chemical) ;
if area_cod=' ' then area_cod='x' ;
keep area_cod media anatype analyte drisk dsrisk dwrisk grisk irisks iriskh
totrisk
    driskh dsriskh dwriskh griskh irisksh iriskhh totriskh ;
proc sort ; by area_cod media ;

proc means noprint ; by area_cod media ;
var drisk dsrisk dwrisk grisk irisks iriskh totrisk ;
output out=summary sum=drisk dsrisk dwrisk grisk irisks iriskh totrisk ;

data sum1 ; set summary ;
drop _type_ _freq_ ;
analyte='Pathway Total' ;
anatype='ZZ' ;
if totrisk>1e-2 then totriskh=1-(exp(-totrisk)) ;
    else totriskh=totrisk ;
if drisk>1e-2 then driskh=1-(exp(-drisk)) ;
    else driskh=drisk ;
if dsrisk>1e-2 then dsriskh=1-(exp(-dsrisk)) ;
    else dsriskh=dsrisk ;
if dwrisk>1e-2 then dwriskh=1-(exp(-dwrisk)) ;
    else dwriskh=dwrisk ;
if grisk>1e-2 then griskh=1-(exp(-grisk)) ;
    else griskh=grisk ;
if irisks>1e-2 then irisksh=1-(exp(-irisks)) ;
    else irisksh=irisks ;
if iriskh>1e-2 then iriskhh=1-(exp(-iriskh)) ;
    else iriskhh=iriskh ;

data sum2 ; set summary ;
drop _type_ _freq_ ;
analyte='Fraction of Total' ;
anatype='ZZZ' ;
driskh=drisk/totrisk ;
dsriskh=dsrisk/totrisk ;
dwriskh=dwrisk/totrisk ;
griskh=grisk/totrisk ;
irisksh=irisks/totrisk ;
iriskhh=iriskh/totrisk ;

data sectotal ; set summary ;
gtotrisk=totrisk ;
keep area_cod media gtotrisk ;

data risk ; merge risk sectotal ; by area_cod media ;

data risk ; set risk sum1 sum2 ;
format totriskh griskh driskh dsriskh dwriskh irisksh iriskhh e8. ;
format pct_tot 5.2 ;
if analyte not in ('Pathway Total', 'Fraction of Total') then
    pct_tot=totrisk/gtotrisk*100 ;
```

```
label analyte ='Analyte'
      pct_tot  ='% of Total'
      totriskh ='Chemical Total'
      driskh   ='Dermal contact while showering'
      dsriskh  ='Dermal contact while swimming'
      dwriskh  ='Dermal contact while wading'
      griskh   ='Direct ingestion'
      irisksh  ='Inh. of volatiles while showering'
      iriskhh  ='Inh. of volatiles from household use' ;

proc sort ; by area_cod media anatype analyte ;

title1 ' ' ;
title2 ' ' ;
title3 ' ' ;
title4 ' ' ;
title5 ' ' ;
title6 ' ' ;
title7 ' ' ;
title8 ' ' ;
title9 "Table Excess lifetime cancer risks for the &land for &dtype data" ;
footnote1 ' ' ;
footnote2 ' ' ;

filename &tab "/homehrs/ftp/pub/pgdp/gwou_area_&dtype._&land._risk.out" ;
proc printto print=&tab new ;

proc print noobs uniform label split='*' ; by area_cod media ;
var analyte &paths totriskh pct_tot ;
run ;
%MEND ;

%car2way(calcfilt,filtered,Residential,resident,griskh driskh irisksh iriskhh,a)
;
%car2way(calculflt,unfiltered,Residential,resident,griskh driskh irisksh
iriskhh,b) ;

%car2way(calcfilt,filtered,Future,future worker,griskh driskh irisksh,c) ;
%car2way(calculflt,unfiltered,Future,future worker,griskh driskh irisksh,d) ;

%car2way(calcfilt,filtered,Recreational,recreator,griskh dsriskh dwriskh,e) ;
%car2way(calculflt,unfiltered,Recreational,recreator,griskh dsriskh dwriskh,f) ;

%MACRO NCAR2WAY(DS1, LANDUSE, DTYPE, LAND, TARGET, TAB, PATHS) ;

libname pgdp '/pgdp/gwou/by_area' ;
options nodate nonumber missing=' ' ls=115 ps=80 ;

data hq ; set pgdp.&ds1(rename=(med_name=media)) ;
if landuse="&landuse" ;
analyte=trim(chemical) ;
if area_cod=' ' then area_cod='x' ;
label analyte='Analyte'
      hi      ='Chemical Total'
      hia     ='Chemical Total'
      hic     ='Chemical Total'
```

```

hit      ='Chemical Total'
dhq      ='Dermal contact while showering'
dhqa     ='Dermal contact while showering'
dshqa    ='Dermal contact while swimming'
dwhqa    ='Dermal contact while wading'
dhqc     ='Dermal contact while showering'
dshqc    ='Dermal contact while swimming'
dwhqc    ='Dermal contact while wading'
dshqt    ='Dermal contact while swimming'
dwhqt    ='Dermal contact while wading'
ghq      ='Direct ingestion'
ghqa     ='Direct ingestion'
ghqc     ='Direct ingestion'
ghqt     ='Direct ingestion'
ihqs     ='Inh. of volatiles while showering'
ihqsa    ='Inh. of volatiles while showering'
ihqsc    ='Inh. of volatiles while showering'
ihqha    ='Inh. of volatiles from household use'
ihqhc    ='Inh. of volatiles from household use' ;

keep area_cod media anatype analyte hi hia hic hit dhq dhqa dhqc dshqa
    dshqc dshqt dwhqa dwhqc dwhqt ghq ghqa ghqc ghqt ihqs ihqsa ihqsc
    ihqha ihqhc ;
proc sort ; by area_cod media ;

proc means noprint ; by area_cod media ;
var hi hia hic hit dhq dhqa dhqc dshqa dshqc dshqt dwhqa dwhqc dwhqt
    ghq ghqa ghqc ghqt ihqs ihqsa ihqsc ihqha ihqhc ;
output out=summary sum=hi hia hic hit dhq dhqa dhqc dshqa dshqc dshqt
    dwhqa dwhqc dwhqt ghq ghqa ghqc ghqt ihqs ihqsa ihqsc ihqha ihqhc ;

data sum1 ; set summary ;
drop _type_ _freq_ ;
analyte='Pathway Total' ;
anatype='ZZ' ;

data sum2 ; set summary ;
drop _type_ _freq_ ;
analyte='Fraction of Total' ;
anatype='ZZZ' ;
    dhq      = dhq/hi ;
    dhqa     = dhqa/hia ;
    dshqa    = dshqa/hia ;
    dwhqa    = dwhqa/hia ;
    dhqc     = dhqc/hic ;
    dshqc    = dshqc/hic ;
    dwhqc    = dwhqc/hic ;
    dshqt    = dshqt/hit ;
    dwhqt    = dwhqt/hit ;
    ghq      = ghq/hi ;
    ghqa     = ghqa/hia ;
    ghqc     = ghqc/hic ;
    ghqt     = ghqt/hit ;
    ihqs     = ihqs/hi ;
    ihqsa    = ihqsa/hia ;
    ihqsc    = ihqsc/hic ;
    ihqha    = ihqha/hia ;
    ihqhc    = ihqhc/hic ;

```

File:SAS Program #10.01 (table_2way_setup_area.sas)

```
data sectotal ; set summary ;
hitot=hi ;
hitota=hia ;
hitotc=hic ;
hitott=hit ;

keep area_cod media hitot hitota hitotc hitott ;

data hq ; merge hq sectotal ; by area_cod media ;

data hq ; set hq sum1 sum2 ;
format pct_tot pct_tota pct_totc pct_tott 5.2 ;
if analyte not in ('Pathway Total','Fraction of Total') then pct_tot
=hi/hitot*100 ;
if analyte not in ('Pathway Total','Fraction of Total') then
pct_tota=hia/hitota*100 ;
if analyte not in ('Pathway Total','Fraction of Total') then
pct_totc=hic/hitotc*100 ;
if analyte not in ('Pathway Total','Fraction of Total') then
pct_tott=hit/hitott*100 ;

if analyte='Fraction of Total' then do ;
  hi=. ; hia=. ; hic=. ; hit=. ;
end ;
label pct_tot ='% of Total'
      pct_tota='% of Total'
      pct_totc='% of Total'
      pct_tott='% of Total' ;

proc sort ; by area_cod media anatype analyte ;

title1 ' ' ;
title2 ' ' ;
title3 ' ' ;
title4 ' ' ;
title5 ' ' ;
title6 ' ' ;
title7 ' ' ;
title8 ' ' ;
title9 "Table Systemic toxicity for the &land &target for &dtype data" ;
footnote1 ' ' ;
footnote2 ' ' ;

filename &tab "/homehrs/ftp/pub/pgdp/gwou_area_&dtype._&land._&target._hi.out"
;
proc printto print=&tab new ;

proc print noobs uniform label split='*' ; by area_cod media ;
var analyte &paths ;
run ;
%MEND ;

%ncar2way(calcfilt,Residential,filtered,resident,adult,a,ghqa dhqa ihqsa ihqha
hia pct_tota) ;
%ncar2way(calcfilt,Residential,filtered,resident,child,b,ghqc dhqc ihqsc ihqhc
hic pct_totc) ;
```

File:SAS Program #10.01 (table_2way_setup_area.sas)

```
%ncar2way (calcuflt,Residential,unfiltered,resident,adult,c,ghqa dhqa ihqsa ihqha  
hia pct_tota) ;  
%ncar2way (calcuflt,Residential,unfiltered,resident,child,d,ghqc dhqc ihqsc ihqhc  
hic pct_totc) ;  
  
%ncar2way (calcfilt,Recreational,filtered,recreator,adult,e,ghqa dshqa dwhqa hia  
pct_tota) ;  
%ncar2way (calcfilt,Recreational,filtered,recreator,child,f,ghqc dshqc dwhqc hic  
pct_totc) ;  
%ncar2way (calcfilt,Recreational,filtered,recreator,teen,g,ghqt dshqt dwhqt hit  
pct_tott) ;  
  
%ncar2way (calcuflt,Recreational,unfiltered,recreator,adult,h,ghqa dshqa dwhqa  
hia pct_tota) ;  
%ncar2way (calcuflt,Recreational,unfiltered,recreator,child,i,ghqc dshqc dwhqc  
hic pct_totc) ;  
%ncar2way (calcuflt,Recreational,unfiltered,recreator,teen,j,ghqt dshqt dwhqt hit  
pct_tott) ;  
  
%ncar2way (calcfilt,Future,filtered,future,worker,k,ghq dhq ihqs hi pct_tot) ;  
%ncar2way (calcuflt,Future,unfiltered,future,worker,l,ghq dhq ihqs hi pct_tot) ;
```

File: SAS Program #10.02 (table_biota_2way_setup_area.sas)

```
%MACRO CAR2WAY (DS1, DTYPE, LANDUSE, LAND, PATHS, TAB) ;

libname pgdp '/pgdp/gwou/by_area' ;
options nodate nonumber missing=' ' ls=115 ps=80 ;

data risk ; set pgdp.&ds1(rename=(med_name=media)) ;
if landuse="&landuse" ;
analyte=trim(chemical) ;
if area_cod=' ' then area_cod='x' ;
keep area_cod media anatype analyte gvrisk gbrisk gmrisk gcrisk gtrisk gprisk
    gerisk gfrisk gdrisk grrisk gqrisk totrisk gvriskh gbriskh gmriskh gcriskh
    gtriskh gpriskh geriskh gfriskh gdriskh grriskh gqriskh totriskh ;

proc sort ; by area_cod media ;

proc means noprint ; by area_cod media ;
var gvrisk gbrisk gmrisk gcrisk gtrisk gprisk gerisk gfrisk gdrisk grrisk gqrisk
    totrisk ;
output out=summary sum=gvrisk gbrisk gmrisk gcrisk gtrisk gprisk gerisk gfrisk
    gdrisk grrisk gqrisk totrisk ;

data sum1 ; set summary ;
drop _type_ _freq_ ;
analyte='Pathway Total' ;
anatype='ZZ' ;

if totrisk>1e-2 then totriskh=1-(exp(-totrisk)) ;
    else totriskh=totrisk ;

if gfrisk>1e-2 then gfriskh=1-exp(-gfrisk) ;
    else gfriskh=gfrisk ;

if gdrisk>1e-2 then gdriskh=1-exp(-gdrisk) ;
    else gdriskh=gdrisk ;

if grrisk>1e-2 then grriskh=1-exp(-grrisk) ;
    else grriskh=grrisk ;

if gqrisk>1e-2 then gqriskh=1-exp(-gqrisk) ;
    else gqriskh=gqrisk ;

if gvrisk>1e-2 then gvriskh=1-exp(-gvrisk) ;
    else gvriskh=gvrisk ;

if gbrisk>1e-2 then gbriskh=1-exp(-gbrisk) ;
    else gbriskh=gbrisk ;

if gmrisk>1e-2 then gmriskh=1-exp(-gmrisk) ;
    else gmriskh=gmrisk ;

if gcrisk>1e-2 then gcriskh=1-exp(-gcrisk) ;
    else gcriskh=gcrisk ;

if gtrisk>1e-2 then gtriskh=1-exp(-gtrisk) ;
    else gtriskh=gtrisk ;

if gprisk>1e-2 then gpriskh=1-exp(-gprisk) ;
    else gpriskh=gprisk ;
```

File: SAS Program #10.02 (table_biota_2way_setup_area.sas)

```
if gerisk>1e-2 then geriskh=1-exp(-gerisk) ;  
else geriskh=gerisk ;
```

```
data sum2 ; set summary ;  
drop _type_ _freq_ ;  
analyte='Fraction of Total' ;  
anatype='ZZZ' ;  
gdriskh=gdrisk/totrisk ;  
grriskh=grrisk/totrisk ;  
gqriskh=gqrisk/totrisk ;  
gfriskh=gfrisk/totrisk ;
```

```
gvriskh=gvrisk/totrisk ;  
gbriskh=gbrisk/totrisk ;  
gmriskh=gmrisk/totrisk ;  
gpriskh=gprisk/totrisk ;  
gtriskh=gtrisk/totrisk ;  
gcriskh=gcrisk/totrisk ;  
geriskh=gerisk/totrisk ;
```

```
data sectotal ; set summary ;  
gtotrisk=totrisk ;  
keep area_cod media gtotrisk ;
```

```
data risk ; merge risk sectotal ; by area_cod media ;
```

```
data risk ; set risk sum1 sum2 ;  
format totriskh gdriskh gfriskh grriskh gqriskh gvriskh gbriskh  
gmriskh gcriskh gtriskh gpriskh geriskh e8. ;  
format pct_tot 5.2 ;  
if analyte not in ('Pathway Total','Fraction of Total') then  
pct_tot=totrisk/gtotrisk*100 ;
```

```
label analyte ='Analyte'  
pct_tot ='% of Total'  
totriskh='Chemical Total'  
gdriskh ='Ingestion of venison'  
grriskh ='Ingestion of rabbit'  
gqriskh ='Ingestion of quail'  
gfriskh ='Ingestion of fish'  
gvriskh ='Ingestion of vegetables'  
gbriskh ='Ingestion of beef'  
gmriskh ='Ingestion of milk'  
gpriskh ='Ingestion of pork'  
gtriskh ='Ingestion of turkey'  
gcriskh ='Ingestion of chicken'  
geriskh ='Ingestion of eggs' ;
```

```
proc sort ; by area_cod media anatype analyte ;
```

```
title1 ' ' ;  
title2 ' ' ;  
title3 ' ' ;  
title4 ' ' ;  
title5 ' ' ;  
title6 ' ' ;  
title7 ' ' ;  
title8 ' ' ;
```


File: SAS Program #10.02 (table_biota_2way_setup_area.sas)

```
title9 "Table Excess biota lifetime cancer risks for the &land for &dtype data"
;
footnote1 ' ' ;
footnote2 ' ' ;

filename &tab "/homehrs/ftp/pub/pgdp/gwou_area_biota_&dtype._&land._risk.out" ;
proc printto print=&tab new ;

proc print noobs uniform label split='*' ; by area_cod media ;
var analyte &paths totriskh pct_tot ;
run ;
%MEND ;

%car2way(calcfbio,filtered,Residential,resident,gvriskh gbriskh gmriskh gcriskh
gtriskh gpriskh geriskh,a) ;
%car2way(calculbio,unfiltered,Residential,resident,gvriskh gbriskh gmriskh
gcriskh gtriskh gpriskh geriskh,b) ;

%car2way(calcfbio,filtered,Recreational,recreator,gdriskh gfriskh grriskh
gqriskh,c) ;
%car2way(calculbio,unfiltered,Recreational,recreator,gdriskh gfriskh grriskh
gqriskh,d) ;

%MACRO NCAR2WAY(DS1, LANDUSE, DTYPE, LAND, TARGET, TAB, PATHS) ;

libname pgdp '/pgdp/gwou/by_area' ;
options nodate nonumber missing=' ' ls=115 ps=80 ;

data hq ; set pgdp.&ds1(rename=(med_name=media)) ;
if landuse="&landuse" ;
analyte=trim(chemical) ;
if area_cod=' ' then area_cod='x' ;
label analyte='Analyte'
    hia      ='Chemical Total'
    hic      ='Chemical Total'
    hit      ='Chemical Total'
    gdhqa    ='Ingestion of venison'
    gdhqc    ='Ingestion of venison'
    gdhqt    ='Ingestion of venison'
    grhqa    ='Ingestion of rabbit'
    grhqc    ='Ingestion of rabbit'
    grhqt    ='Ingestion of rabbit'
    gqhqa    ='Ingestion of quail'
    gqhqc    ='Ingestion of quail'
    gqhqt    ='Ingestion of quail'
    gfhqa    ='Ingestion of fish'
    gfhqc    ='Ingestion of fish'
    gfhqt    ='Ingestion of fish'
    gvhqa    ='Ingestion of vegetables'
    gvhqc    ='Ingestion of vegetables'
    gbhqa    ='Ingestion of beef'
    gbhqc    ='Ingestion of beef'
    gmhqa    ='Ingestion of milk'
    gmhqc    ='Ingestion of milk'
    gphqa    ='Ingestion of pork'
    gphqc    ='Ingestion of pork'
    gthqa    ='Ingestion of turkey'
    gthqc    ='Ingestion of turkey'
```

```
gchqa  = 'Ingestion of chicken'  
gchqc  = 'Ingestion of chicken'  
gehqa  = 'Ingestion of eggs'  
gehqc  = 'Ingestion of eggs' ;
```

```
keep area_cod media anatype analyte hia hic hit gfhqt gdhqt grhqt gqhqt  
gfhqc gdhqc grhqc gqhqc gvhqg gbhqg gmhqg gchqc gthqc gphqc gehqc  
gfhqa gdhqa grhqa gqhqa gvhqa gbhqa gmhqa gchqa gthqa gphqa gehqa ;  
proc sort ; by area_cod media ;
```

```
proc means noprint ; by area_cod media ;  
var hia hic hit gfhqt gdhqt grhqt gqhqt  
gfhqc gdhqc grhqc gqhqc gvhqg gbhqg gmhqg gchqc gthqc gphqc gehqc  
gfhqa gdhqa grhqa gqhqa gvhqa gbhqa gmhqa gchqa gthqa gphqa gehqa ;  
output out=summary sum= hia hic hit gfhqt gdhqt grhqt gqhqt  
gfhqc gdhqc grhqc gqhqc gvhqg gbhqg gmhqg gchqc gthqc gphqc gehqc  
gfhqa gdhqa grhqa gqhqa gvhqa gbhqa gmhqa gchqa gthqa gphqa gehqa ;
```

```
data sum1 ; set summary ;  
drop _type_ _freq_ ;  
analyte='Pathway Total' ;  
anatype='ZZ' ;
```

```
data sum2 ; set summary ;  
drop _type_ _freq_ ;  
analyte='Fraction of Total' ;  
anatype='ZZZ' ;
```

```
gdhqa  = gdhqa/hia ;  
gdhqc  = gdhqc/hic ;  
gdhqt  = gdhqt/hit ;  
grhqa  = grhqa/hia ;  
grhqc  = grhqc/hic ;  
grhqt  = grhqt/hit ;  
gqhqa  = gqhqa/hia ;  
gqhqc  = gqhqc/hic ;  
gqhqt  = gqhqt/hit ;  
gfhqa  = gfhqa/hia ;  
gfhqc  = gfhqc/hic ;  
gfhqt  = gfhqt/hit ;
```

```
gvhqa  = gvhqa/hia ;  
gvhqc  = gvhqc/hic ;  
gbhqa  = gbhqa/hia ;  
gbhqg  = gbhqg/hic ;  
gmhqa  = gmhqa/hia ;  
gmhqg  = gmhqg/hic ;  
gphqa  = gphqa/hia ;  
gphqc  = gphqc/hic ;  
gthqa  = gthqa/hia ;  
gthqc  = gthqc/hic ;  
gchqa  = gchqa/hia ;  
gchqc  = gchqc/hic ;  
gehqa  = gehqa/hia ;  
gehqc  = gehqc/hic ;
```

```
data sectotal ; set summary ;
```

```
hitota=hia ;  
hitotc=hic ;
```

File: SAS Program #10.02 (table_biota_2way_setup_area.sas)

```
hitott=hit ;
```

```
keep area_cod media hitota hitotc hitott ;
```

```
data hq ; merge hq sectotal ; by area_cod media ;
```

```
data hq ; set hq sum1 sum2 ;  
format pct_tota pct_totc pct_tott 5.2 ;
```

```
if analyte not in ('Pathway Total','Fraction of Total') then  
pct_tota=hia/hitota*100 ;  
if analyte not in ('Pathway Total','Fraction of Total') then  
pct_totc=hic/hitotc*100 ;  
if analyte not in ('Pathway Total','Fraction of Total') then  
pct_tott=hit/hitott*100 ;
```

```
if analyte='Fraction of Total' then do ;
```

```
    hia=. ; hic=. ; hit=. ;  
end ;
```

```
label pct_tota='% of Total'  
      pct_totc='% of Total'  
      pct_tott='% of Total' ;
```

```
proc sort ; by area_cod media anatype analyte ;
```

```
title1 ' ' ;  
title2 ' ' ;  
title3 ' ' ;  
title4 ' ' ;  
title5 ' ' ;  
title6 ' ' ;  
title7 ' ' ;  
title8 ' ' ;  
title9 "Table Systemic biota toxicity for the &land &target for &dtype data" ;  
footnotel ' ' ;  
footnote2 ' ' ;
```

```
filename &tab  
"/homehrs/ftp/pub/pgdp/gwou_area_biota_&dtype._&land._&target._hi.out" ;  
proc printto print=&tab new ;
```

```
proc print noobs uniform label split='*' ; by area_cod media ;  
var analyte &paths ;  
run ;  
%MEND ;
```

```
%ncar2way(calcfbio,Residential,filtered,resident,adult,a,gvhqa gbhqa gmhqa gchqa  
gthqa gphqa gehqa hia pct_tota) ;  
%ncar2way(calcfbio,Residential,filtered,resident,child,b,gvhqc gbhqc gmhqc gchqc  
gthqc gphqc gehqc hic pct_totc) ;
```

```
%ncar2way(calculbio,Residential,unfiltered,resident,adult,c,gvhqa gbhqa gmhqa  
gchqa gthqa gphqa gehqa hia pct_tota) ;  
%ncar2way(calculbio,Residential,unfiltered,resident,child,d,gvhqc gbhqc gmhqc  
gchqc gthqc gphqc gehqc hic pct_totc) ;
```

File: SAS Program #10.02 (table_biota_2way_setup_area.sas)

```
%ncar2way(calcfbio,Recreational,filtered,recreator,adult,e,gfhqa gdhqa grhqa  
gqhqa hia pct_tota) ;  
%ncar2way(calcfbio,Recreational,filtered,recreator,child,f,gfhqc gdhqc grhqc  
gqhqc hic pct_totc) ;  
%ncar2way(calcfbio,Recreational,filtered,recreator,teen,g,gfhqt gdhqt grhqt  
gqhqt hit pct_tott) ;
```

```
%ncar2way(calcbio,Recreational,unfiltered,recreator,adult,h,gfhqa gdhqa grhqa  
gqhqa hia pct_tota) ;  
%ncar2way(calcbio,Recreational,unfiltered,recreator,child,i,gfhqc gdhqc grhqc  
gqhqc hic pct_totc) ;  
%ncar2way(calcbio,Recreational,unfiltered,recreator,teen,j,gfhqt gdhqt grhqt  
gqhqt hit pct_tott) ;
```

File: SAS Program #11.01 (gwou_area_setup_unfiltered_infreq.sas)

```
libname in '/pgdp/gwou/by_area' ;
libname in1 '/pgdp/gwou' ;
libname cas '/data/casnum' ;

data joinarea ; set in1.gwouuflt ;

if      hu in ('4','5')      then media='RGA Groundwater      ' ;
else if hu in ('McN')      then media='McNairy Groundwater' ;
else if hu in ('1','2','3') then media='UCRS Groundwater      ' ;
else                                     media='Other Groundwater      ' ;

if casnum in (79016,156605,156592,75014,14133767,238,7782414,1336363) or
   chemical='PCB' or chemical='Uranium' then sitendet=1 ;
else sitendet=0 ;

proc sort ; by area_nam media proj_sam ;

data samples ; set joinarea ;
dummy=1 ;
keep area_nam media dummy proj_sam ;
proc sort nodups ; by area_nam media proj_sam dummy ;

proc means noprint ; by area_nam media ;
var dummy ;
output out=smpcount sum=samples ;

data check1 ; merge joinarea smpcount ; by area_nam media ;
dummy=1 ;
proc sort ; by area_nam media chemical ;

proc means noprint ; by area_nam media chemical ;
var dummy ;
output out=checount sum=chems ;

data check2 ; merge check1 checount ; by area_nam media chemical ;
if chems/samples<.1 then delete ;
drop _type_ _freq_ samples dummy chems ;

data areal ; set check2 ;
if area_cod in ('a','b','c','d') ;
area_cod='l' ;
area_nam='Mega-area L' ;

data aream ; set check2 ;
if area_cod in ('e','f','g','h','i','j','k') ;
area_cod='m' ;
area_nam='Mega-area M' ;

data arean ; set check2 ;
area_cod='n' ;
area_nam='Mega-area N' ;

data in.gwouuinf ; set check2 areal aream arean ;

run ;
```

File:SAS Program #11.02 (gwou_vs_prg_area_infreq.sas)

```
libname in '/pgdp/gwou/by_area' ;
libname prg '/pgdp/prg' ;
options nodate nonumber ls=120 ps=60 ;
```

```
%macro prg(ds_name1,ds_name2) ;
*****;
* PRG screen ;
*****;
* Let Chromium=Chromium VI for PRG screening purposes ;
```

```
data in ; set in.&ds_name1 ;
if chemical='Chromium' or casnum=7440473 then casnum=18540299 ;
proc sort ; by casnum units ;
```

```
data prgso ; set prg.ress9906 ;
if fishbtf>100 then bioaccum='Yes' ;
if casnum=. or raduse='No' or (prgn=. and prgc=.) or analysis='Thorium'
  or analysis='Mercury (elemental)' then delete ;
if anatype='Radionuclides' then units='pCi/g' ;
else units='mg/kg' ;
reshi=prgn ;
resecr=prgc ;
format reshi resecr e8. ;
keep units casnum reshi resecr bioaccum ;
proc sort ; by casnum ;
```

```
data prggw ; set prg.resg9906 ;
if fishbtf>100 then bioaccum='Yes' ;
if casnum=. or raduse='No' or (prgn=. and prgc=.) or analysis='Thorium'
  or analysis='Mercury (elemental)' then delete ;
if anatype='Radionuclides' then units='pCi/L' ;
else units='mg/L' ;
reshi=prgn ;
resecr=prgc ;
format reshi resecr e8. ;
keep units casnum reshi resecr bioaccum ;
proc sort ; by casnum ;
```

```
data prg ; set prgso prggw ; by casnum units ;
```

```
data compare ; merge in(in=a) prg(in=b) ;
by casnum units ; if a=1 ;
if det>0 then do ;
  if reshi ne . and max_det>=reshi then do ;
    maxreshi='Yes' ;
  end ;
  else if reshi ne . and max_det<reshi then do ;
    maxreshi='No' ;
  end ;
  if resecr ne . and max_det>=resecr then do ;
    maxrescr='Yes' ;
  end ;
  else if resecr ne . and max_det<resecr then do ;
    maxrescr='No' ;
  end ;
if maxreshi='Yes' or maxrescr='Yes' then pflag='P' ;
end ;
if reshi ne . or resecr ne . then do ;
  if maxreshi ne 'Yes' and maxrescr ne 'Yes' and bioaccum ne 'Yes' then
```

File:SAS Program #11.02 (gwou_vs_prg_area_infreq.sas)

```
    prgdelet='Yes' ;
    else prgdelet='No' ;
end ;
proc sort ; by area_cod area_nam med_type media anatype chemical ;

data in.&ds_name2 ; set compare ;
run ;
%mend ;

%prg(finostat,compfinf) ;
%prg(uinostat,compuinf) ;
```

File:SAS Program #11.03 (gwou_vs_background_area_infreq.sas)

```
libname in '/pgdp/gwou/by_area' ;
libname back '/pgdp/background' ;

options nodate nonumber missing=' ' ;

%macro back(ds_name1,ds_name2,filt) ;
*****;
* Background screen for groundwater only ;
*****;

* Divide gw summary statistics into filtered and unfiltered set ;

data pgdpu ; set in.&ds_name1 ;
if med_type='WG' and prgdelet ne 'Yes' ;
if chemical='Chromium' then casnum=7440473 ;
if freq_det='0/' then delete ;
filter=%str("&filt") ;
keep &keep ;
proc sort ; by media casnum filter ;

* Background for unfiltered data - dont include TRUs or Tc-99 ;

data backu ; set back.gw_back ;
format bg e9. ;
keep media casnum bg filter ;
proc sort ; by media casnum filter ;

data unfilt ; merge pgdpu(in=a) backu(in=b) ;
by media casnum filter ;
if a=1 ;
if det>0 then do ;
    if bg ne . and max_det>=bg then bflag='B' ;
end ;

data gwback ; set unfilt ;
drop casnum ;

data allback ; set gwback ;
if bg ne . then do ;
    if bflag=' ' then bckdelet='Yes' ;
    else bckdelet='No' ;
end ;

proc sort ; by &by ;

proc sort data=in.&ds_name1 out=compare ;
by &by ;

data newstats ; merge compare allback ;
by &by ;
format da rda e9. ;

* Now lets screen essential nutrients out - RDAs in mg/day ;

if det>0 and bckdelet ne 'Yes' and prgdelet ne 'Yes' then do ;

    if casnum=7440702 and units='mg/kg' then do ;
        rda=800/5 ; da=max_det*2e-4 ;
        if da>=rda then eflag='E' ;
```



```
end ;
if casnum=16887006 and units='mg/kg' then do ;
  rda=600/5 ; da=max_det*2e-4 ;
  if da>=rda then eflag='E' ;
end ;
if casnum=7439896 and units='mg/kg' then do ;
  rda=10/5 ; da=max_det*2e-4 ;
  if da>=rda then eflag='E' ;
end ;
if casnum=7440508 and units='mg/kg' then do ;
  rda=1.0/5 ; da=max_det*2e-4 ;
  if da>=rda then eflag='E' ;
end ;
if casnum=7782414 and units='mg/kg' then do ;
  rda=1.5/5 ; da=max_det*2e-4 ;
  if da>=rda then eflag='E' ;
end ;
if casnum=7553562 and units='mg/kg' then do ;
  rda=0.12/5 ; da=max_det*2e-4 ;
  if da>=rda then eflag='E' ;
end ;
if casnum=7439954 and units='mg/kg' then do ;
  rda=150/5 ; da=max_det*2e-4 ;
  if da>=rda then eflag='E' ;
end ;
if casnum=7439987 and units='mg/kg' then do ;
  rda=0.05/5 ; da=max_det*2e-4 ;
  if da>=rda then eflag='E' ;
end ;
if casnum=7723140 and units='mg/kg' then do ;
  rda=800/5 ; da=max_det*2e-4 ;
  if da>=rda then eflag='E' ;
end ;
if casnum=7440097 and units='mg/kg' then do ;
  rda=1600/5 ; da=max_det*2e-4 ;
  if da>=rda then eflag='E' ;
end ;
if casnum=7782492 and units='mg/kg' then do ;
  rda=0.03/5 ; da=max_det*2e-4 ;
  if da>=rda then eflag='E' ;
end ;
if casnum=7440702 and units='mg/L' then do ;
  rda=800/5 ; da=max_det ;
  if da>=rda then eflag='E' ;
end ;
if casnum=16887006 and units='mg/L' then do ;
  rda=600/5 ; da=max_det ;
  if da>=rda then eflag='E' ;
end ;
if casnum=7439896 and units='mg/L' then do ;
  rda=10/5 ; da=max_det ;
  if da>=rda then eflag='E' ;
end ;
if casnum=7440508 and units='mg/L' then do ;
  rda=1.0/5 ; da=max_det ;
  if da>=rda then eflag='E' ;
end ;
if casnum=7782414 and units='mg/L' then do ;
  rda=1.5/5 ; da=max_det ;
```

```
    if da>=rda then eflag='E' ;
end ;
if casnum=7553562 and units='mg/L' then do ;
    rda=0.12/5 ; da=max_det ;
    if da>=rda then eflag='E' ;
end ;
if casnum=7439954 and units='mg/L' then do ;
    rda=170/5 ; da=max_det ;
    if da>=rda then eflag='E' ;
end ;
if casnum=7439987 and units='mg/L' then do ;
    rda=0.05/5 ; da=max_det ;
    if da>=rda then eflag='E' ;
end ;
if casnum=7723140 and units='mg/L' then do ;
    rda=800/5 ; da=max_det ;
    if da>=rda then eflag='E' ;
end ;
if casnum=7440097 and units='mg/L' then do ;
    rda=1600/5 ; da=max_det ;
    if da>=rda then eflag='E' ;
end ;
if casnum=7782492 and units='mg/L' then do ;
    rda=0.03/5 ; da=max_det ;
    if da>=rda then eflag='E' ;
end ;
end ;
if rda ne . then do ;
    if eflag=' ' then rdadelet='Yes' ;
    else rdadelet='No' ;
end ;

data in.&ds_name2 ; set newstats ; * dataset for ras - only ra data ;

run ;
%mend ;

%let keep= area_cod area_nam med_type media chemical casnum max_det det units
filter ;
%let by= area_cod area_nam med_type media chemical units ;
%back(compfinf,new_finf,Yes) ;

%let keep= area_cod area_nam med_type media chemical casnum max_det det units
filter ;
%let by= area_cod area_nam med_type media chemical units ;
%back(compuinf,new_uinf,No) ;

run ;
```

File:SAS Program #11.04 (gwou_summary_area_infreq.sas)

```
filename sumstats '/pgdp/std_prog/sumstats_general.sas' ;

%let data_loc=/pgdp/gwou/by_area ;
%let ds_name1=gwoufinf ;
%let medial=groundwater ;
%let areal=GWOU ;
%let project=PGDP GWOU ;
%let value=results ;
%let keep1=area_cod area_nam med_type media chemical anatype units results
casnum
    det_cntr sitendet ;
%let sortby1=area_cod area_nam med_type media anatype chemical units ;
%let ds_name2=finfstat ;

%include sumstats ;
run ;

%let data_loc=/pgdp/gwou/by_area ;
%let ds_name1=gwouuinf ;
%let medial=groundwater ;
%let areal=GWOU ;
%let project=PGDP GWOU ;
%let value=results ;
%let keep1=area_cod area_nam med_type media chemical anatype units results
casnum
    det_cntr sitendet ;
%let sortby1=area_cod area_nam med_type media anatype chemical units ;
%let ds_name2=uinfstat ;

%include sumstats ;
run ;
```

```
libname in '/pgdp/gwou/by_area' ;
```

```
%macro calcall(ds1,ds2) ;
```

```
data resgw ; set in.&ds1 ;  
if use='res' and media='Water' ;  
if rfdonote in ('E','KYDEP','W','REG 9','REG 3') or rfdocsrc in ('w','v') then  
do ;  
  rfdoc=. ; adrfdoc=. ;  
end ;  
if rfdinote in ('E','KYDEP','W','REG 9','REG 3') or rfcicsrc in ('w','v') then  
  rfdic=. ;  
if sfonote in ('E','KYDEP','W','REG 9','REG 3') or sfosrc in ('w','v') then do ;  
  sfo=. ; adsfo=. ;  
end ;  
if sfisrc in ('v','w') then  
  sfi=. ;  
drop media ;  
proc sort ; by &by1 ;
```

```
data findgw ; set in.&ds1 ;  
if use='find' ;  
if rfdonote in ('E','KYDEP','W','REG 9','REG 3') or rfdocsrc in ('w','v') then  
do ;  
  rfdoc=. ; adrfdoc=. ;  
end ;  
if rfdinote in ('E','KYDEP','W','REG 9','REG 3') or rfcicsrc in ('w','v') then  
  rfdic=. ;  
if sfonote in ('E','KYDEP','W','REG 9','REG 3') or sfosrc in ('w','v') then do ;  
  sfo=. ; adsfo=. ;  
end ;  
if sfisrc in ('v','w') then  
  sfi=. ;  
drop media ;  
proc sort ; by &by1 ;
```

```
data recgw ; set in.&ds1 ;  
if use='rec' and media='Water' ;  
if rfdonote in ('E','KYDEP','W','REG 9','REG 3') or rfdocsrc in ('w','v') then  
do ;  
  rfdoc=. ; adrfdoc=. ;  
end ;  
if rfdinote in ('E','KYDEP','W','REG 9','REG 3') or rfcicsrc in ('w','v') then  
  rfdic=. ;  
if sfonote in ('E','KYDEP','W','REG 9','REG 3') or sfosrc in ('w','v') then do ;  
  sfo=. ; adsfo=. ;  
end ;  
if sfisrc in ('v','w') then  
  sfi=. ;  
drop media ;  
proc sort ; by &by1 ;
```

```
filename inggw '/pgdp/equations/ingestion_gw_sw.sas' ;  
filename inhhgw '/pgdp/equations/inhalation_hhuse_gw_sw.sas' ;  
filename inhsgw '/pgdp/equations/inhalation_shower_gw_sw.sas' ;  
filename dergw '/pgdp/equations/dermal_gw_sw.sas' ;
```

```
*****  
*****;
```

* Residential Child ;

```
%LET ds_name1=resgingc ;
%LET ds_name2=resgw ;
%LET landuse=Residential ;
%LET gccdi=gccdic ;
%LET gncdi=gncdic ;
%LET grisk=griskc ;
%LET ghq=ghqc ;
%LET ir=1 ;
%LET ed=6 ;
%LET ef=350 ;
%LET bw=14.5 ;
```

%include inggw ;

```
%LET ds_name1=resgderc ;
%LET ds_name2=resgw ;
%LET landuse=Residential ;
%LET dccdi=dccdic ;
%LET dncdi=dncdic ;
%LET drisk=driskc ;
%LET dhq=dhqc ;
%LET sa=0.720 ;
%LET ed=6 ;
%LET ef=350 ;
%LET bw=14.5 ;
%LET et=0.2 ;
```

%include dergw ;

```
%LET ds_name1=resgihhc ;
%LET ds_name2=resgw ;
%LET landuse=Residential ;
%LET iccdih=iccdihc ;
%LET incdih=incdihc ;
%LET iriskh=iriskhc ;
%LET ihqh=ihqhc ;
%LET ir=0.833 ;
%LET et=24 ;
%LET ed=6 ;
%LET ef=350 ;
%LET bw=14.5 ;
```

%include inhhgw ;

```
%LET ds_name1=resgihsc ;
%LET ds_name2=resgw ;
%LET landuse=Residential ;
%LET iccdis=iccdisc ;
%LET incdis=incdisc ;
%LET irisks=irisksc ;
%LET ihqs=ihqsc ;
%LET ir=0.600 ;
%LET et=0.2 ;
%LET ed=6 ;
%LET ef=350 ;
%LET bw=14.5 ;
```

```
%include inhsgw ;

* Residential Adult ;

%LET ds_name1=resginga ;
%LET ds_name2=resgw ;
%LET landuse=Residential ;
%LET gccdi=gccdia ;
%LET gncdi=gncdia ;
%LET grisk=griska ;
%LET ghq=ghqa ;
%LET ir=2 ;
%LET ed=34 ;
%LET ef=350 ;
%LET bw=70 ;
```

```
%include inggw ;

%LET ds_name1=resgdera ;
%LET ds_name2=resgw ;
%LET landuse=Residential ;
%LET dccdi=dccdia ;
%LET dncdi=dncdia ;
%LET drisk=driska ;
%LET dhq=dhqa ;
%LET sa=1.815 ;
%LET ed=34 ;
%LET ef=350 ;
%LET bw=70 ;
%LET et=0.2 ;
```

```
%include dergw ;

%LET ds_name1=resgihha ;
%LET ds_name2=resgw ;
%LET landuse=Residential ;
%LET iccdih=iccdiha ;
%LET incdih=incdiha ;
%LET iriskh=iriskha ;
%LET ihqh=ihqha ;
%LET ir=0.833 ;
%LET et=24 ;
%LET ed=34 ;
%LET ef=350 ;
%LET bw=70 ;
```

```
%include inhhgw ;

%LET ds_name1=resgihsa ;
%LET ds_name2=resgw ;
%LET landuse=Residential ;
%LET iccdis=iccdisa ;
%LET incdis=incdisa ;
%LET irisks=irisksa ;
%LET ihqs=ihqsa ;
%LET ir=0.600 ;
%LET et=0.2 ;
%LET ed=34 ;
%LET ef=350 ;
```

```
%LET bw=70 ;

%include inhsgw ;

data resident ; merge resgingc resgderc resgihhc resgihsc
  resginga resgdera resgihha resgihsa ;
by &by1 ;
iriskh=sum(iriskha,iriskhc) ;
irisks=sum(irisksa,irisksc) ;
grisk=sum(griska,griskc) ;
drisk=sum(driska,driskc) ;
run ;

*****
*****;
* Future Industrial worker ;

%LET ds_name1=indging ;
%LET ds_name2=findgw ;
%LET landuse=Future Industrial ;
%LET gccdi=gccdi ;
%LET gncdi=gncdi ;
%LET grisk=grisk ;
%LET ghq=ghq ;
%LET ir=1 ;
%LET ed=25 ;
%LET ef=250 ;
%LET bw=70 ;

%include inggw ;

%LET ds_name1=indgder ;
%LET ds_name2=findgw ;
%LET landuse=Future Industrial ;
%LET dccdi=dccdi ;
%LET dncdi=dncdi ;
%LET drisk=drisk ;
%LET dhq=dhq ;
%LET sa=1.815 ;
%LET ed=25 ;
%LET ef=250 ;
%LET bw=70 ;
%LET et=0.2 ;

%include dergw ;

%LET ds_name1=indgihs ;
%LET ds_name2=findgw ;
%LET landuse=Future Industrial ;
%LET iccdi=iccdi ;
%LET incdi=incdi ;
%LET irisks=irisks ;
%LET ihqs=ihqs ;
%LET ir=0.600 ;
%LET et=0.2 ;
%LET ed=25 ;
%LET ef=250 ;
%LET bw=70 ;
```

```
%include inhsgw ;
```

```
data findust ; merge indging indgder indgihs ;  
by &by1 ;  
run ;
```

```
*****
```

```
*****;  
* Recreational Child ;
```

```
%LET ds_name1=recgingc ;  
%LET ds_name2=recgw ;  
%LET landuse=Recreational ;  
%LET gccdi=gccdic ;  
%LET gncdi=gncdic ;  
%LET grisk=griskc ;  
%LET ghq=ghqc ;  
%LET ir=0.13 ; * 0.05 L/hr times 2.6 hr/day ;  
%LET ed=6 ;  
%LET ef=45 ;  
%LET bw=14.5 ;
```

```
%include inggw ;
```

```
%LET ds_name1=recgdewc ;  
%LET ds_name2=recgw ;  
%LET landuse=Recreational ;  
%LET dccdi=dwccdic ;  
%LET dncdi=dwncdic ;  
%LET drisk=dwriskc ;  
%LET dhq=dwhqc ;  
%LET sa=0.373 ;  
%LET ed=6 ;  
%LET ef=140 ;  
%LET bw=14.5 ;  
%LET et=2.6 ;
```

```
%include dergw ;
```

```
%LET ds_name1=recgdesc ;  
%LET ds_name2=recgw ;  
%LET landuse=Recreational ;  
%LET dccdi=dscddic ;  
%LET dncdi=dsncdic ;  
%LET drisk=dsriskc ;  
%LET dhq=dshqc ;  
%LET sa=0.720 ;  
%LET ed=6 ;  
%LET ef=45 ;  
%LET bw=14.5 ;  
%LET et=2.6 ;
```

```
%include dergw ;
```

```
* Recreational Adult ;
```

```
%LET ds_name1=recginga ;  
%LET ds_name2=recgw ;  
%LET landuse=Recreational ;
```



```
%LET gccdi=gccdia ;
%LET gncdi=gncdia ;
%LET grisk=griska ;
%LET ghq=ghqa ;
%LET ir=0.13 ; * 0.05 L/hr times 2.6 hr/day ;
%LET ed=22 ;
%LET ef=45 ;
%LET bw=70 ;
```

```
%include inggw ;
```

```
%LET ds_name1=recgdewa ;
%LET ds_name2=recgw ;
%LET landuse=Recreational ;
%LET dccdi=dwccdia ;
%LET dncdi=dwncdia ;
%LET drisk=dwriska ;
%LET dhq=dwhqa ;
%LET sa=0.930 ;
%LET ed=22 ;
%LET ef=52 ;
%LET bw=70 ;
%LET et=2.6 ;
```

```
%include dergw ;
```

```
%LET ds_name1=recgdesa ;
%LET ds_name2=recgw ;
%LET landuse=Recreational;
%LET dccdi=dscddia ;
%LET dncdi=dsncdia ;
%LET drisk=dsriska ;
%LET dhq=dshqa ;
%LET sa=1.815 ;
%LET ed=22 ;
%LET ef=45 ;
%LET bw=70 ;
%LET et=2.6 ;
```

```
%include dergw ;
```

```
* Recreational Teen ;
```

```
%LET ds_name1=recgingt ;
%LET ds_name2=recgw ;
%LET landuse=Recreational ;
%LET gccdi=gccdit ;
%LET gncdi=gncdit ;
%LET grisk=griskt ;
%LET ghq=ghqt ;
%LET ir=0.13 ; * 0.05 L/hr times 2.6 hr/day ;
%LET ed=12 ;
%LET ef=45 ;
%LET bw=43 ;
```

```
%include inggw ;
```

```
%LET ds_name1=recgdewt ;
%LET ds_name2=recgw ;
```

```
%LET landuse=Recreational;
%LET dccdi=dwccdit ;
%LET dncdi=dwncdit ;
%LET drisk=dwriskt ;
%LET dhq=dwhqt ;
%LET sa=0.740 ;
%LET ed=12 ;
%LET ef=140 ;
%LET bw=43 ;
%LET et=2.6 ;
```

```
%include dergw ;
```

```
%LET ds_name1=recgdest ;
%LET ds_name2=recgw ;
%LET landuse=Recreational;
%LET dccdi=dscdit ;
%LET dncdi=dsncdit ;
%LET drisk=dsriskt ;
%LET dhq=dshqt ;
%LET sa=1.350 ;
%LET ed=12 ;
%LET ef=45 ;
%LET bw=43 ;
%LET et=2.6 ;
```

```
%include dergw ;
```

```
data recreate ; merge recgingc recgdewc recgdesc
recginga recgdewa recgdesa recgingt recgdewt recgdest ;
by &by1 ;
grisk=sum(griska,griskc,griskt) ;
drisk=sum(dwriska,dwriskc,dwriskt,dsriska,dsriskc,dsriskt) ;
run ;
```

```
*****
*****;
```

```
data calcall ; set findust resident recreate ;
format totrisk totriskh drisk driskh grisk griskh irisks irisksh
iriskh iriskhh hia hic hit hi e9. ;
```

```
totrisk=sum(drisk,grisk,irisks,iriskh) ;
```

```
if irisks>1e-2 then irisksh=1-exp(-irisks) ;
else irisksh=irisks ;
```

```
if iriskh>1e-2 then iriskhh=1-exp(-iriskh) ;
else iriskhh=iriskh ;
```

```
if grisk>1e-2 then griskh=1-exp(-grisk) ;
else griskh=grisk ;
```

```
if drisk>1e-2 then driskh=1-exp(-drisk) ;
else driskh=drisk ;
```

```
if totrisk>1e-2 then totriskh=1-exp(-totrisk) ;
else totriskh=totrisk ;
```

```
hia=sum(ihqsa,ghqa,dhqa,iqhqa,dwhqa,dshqa) ;
```

File: SAS Program #11.05 (gwou_calcall_area_infreq.sas)

```
hic=sum(ihqsc,ghqc,dhqc,ihqhc,dwhqc,dshqc) ;  
hit=sum(ghqt,dwhqt,dshqt) ;  
hi=sum(ghq,dhq,ihqs) ;  
proc sort ; by &by2 ;
```

```
data in.&ds2 ; set calcall ;
```

```
run ;  
%mend ;
```

```
%let by1= area_cod area_nam med_type med_name anatype chemical units ;  
%let by2= landuse area_cod area_nam med_type med_name anatype chemical ;  
%calcall(quanfinf,calcfinf) ;
```

```
%let by1= area_cod area_nam med_type med_name anatype chemical units ;  
%let by2= landuse area_cod area_nam med_type med_name anatype chemical ;  
%calcall(quanuinf,calcuinf) ;
```

```
libname in '/pgdp/gwou/by_area' ;

%macro calcall(ds1,ds2) ;

data resgw ; set in.&ds1 ;
if use='res' and media='Food' ;
if rfdonote in ('E','KYDEP','W','REG 9','REG 3') or rfdocsrc in ('w','v') then
do ;
  rfdoc=. ; adrfdoc=. ;
end ;
if rfdinote in ('E','KYDEP','W','REG 9','REG 3') or rfcicsrc in ('w','v') then
  rfdic=. ;
if sfonote in ('E','KYDEP','W','REG 9','REG 3') or sfosrc in ('w','v') then do ;
  sfo=. ; adsfo=. ;
end ;
if sfisrc in ('v','w') then
  sfi=. ;
drop media ;
proc sort ; by &by1 ;

data recgw ; set in.&ds1 ;
if use='rec' and media='Food' ;
if rfdonote in ('E','KYDEP','W','REG 9','REG 3') or rfdocsrc in ('w','v') then
do ;
  rfdoc=. ; adrfdoc=. ;
end ;
if rfdinote in ('E','KYDEP','W','REG 9','REG 3') or rfcicsrc in ('w','v') then
  rfdic=. ;
if sfonote in ('E','KYDEP','W','REG 9','REG 3') or sfosrc in ('w','v') then do ;
  sfo=. ; adsfo=. ;
end ;
if sfisrc in ('v','w') then
  sfi=. ;
drop media ;
proc sort ; by &by1 ;

filename ingf '/pgdp/equations/ingestion_fish.sas' ;
filename ingd '/pgdp/equations/ingestion_deer_water.sas' ;
filename ingr '/pgdp/equations/ingestion_rabbit_water.sas' ;
filename ingq '/pgdp/equations/ingestion_quail_water.sas' ;
filename ingv '/pgdp/equations/ingestion_veg_gw_sw.sas' ;
filename ingb '/pgdp/equations/ingestion_beef_water.sas' ;
filename ingm '/pgdp/equations/ingestion_milk_water.sas' ;
filename ingc '/pgdp/equations/ingestion_chicken_water.sas' ;
filename ingt '/pgdp/equations/ingestion_turkey_water.sas' ;
filename ingp '/pgdp/equations/ingestion_pork_water.sas' ;
filename inge '/pgdp/equations/ingestion_eggs_water.sas' ;
*****
*****;
* Residential Child ;

%LET ds_name1=resingvc ;
%LET ds_name2=resgw ;
%LET landuse=Residential ;
%LET gvccdi=gvccdic ;
%LET gvnctdi=gvnctdic ;
%LET gvrisk=gvriskc ;
%LET gvhq=gvhq ;
%LET ir=0.13 ;
```

```
%LET fi=0.4 ;
%LET ed=6 ;
%LET ef=350 ;
%LET bw=14.5 ;

%include ingv ;

%LET ds_name1=resingbc ;
%LET ds_name2=resgw ;
%LET landuse=Residential ;
%LET gbccdi=gbccdic ;
%LET gbncdi=gbncdic ;
%LET gbrisk=gbriskc ;
%LET gbhq=gbhq ;
%LET ir=0.04 ;
%LET ed=6 ;
%LET ef=350 ;
%LET bw=14.5 ;

%include ingb ;

%LET ds_name1=resingmc ;
%LET ds_name2=resgw ;
%LET landuse=Residential ;
%LET gmccdi=gmccdic ;
%LET gmnctdi=gmnctdic ;
%LET gmrisk=gmriskc ;
%LET gmhq=gmhq ;
%LET ir=0.435 ;
%LET ed=6 ;
%LET ef=350 ;
%LET bw=14.5 ;

%include ingm ;

%LET ds_name1=resingcc ;
%LET ds_name2=resgw ;
%LET landuse=Residential ;
%LET gcccdi=gcccdic ;
%LET gcncdi=gcncdic ;
%LET gcrisk=gcriskc ;
%LET gchq=gchq ;
%LET ir=0.0377 ;
%LET ed=6 ;
%LET ef=350 ;
%LET bw=14.5 ;

%include ingc ;

%LET ds_name1=resingtc ;
%LET ds_name2=resgw ;
%LET landuse=Residential ;
%LET gtccdi=gtccdic ;
%LET gtnctdi=gtnctdic ;
%LET gtrisk=gtriskc ;
%LET gthq=gthq ;
%LET ir=0.0377 ;
%LET ed=6 ;
%LET ef=350 ;
```

```
%LET bw=14.5 ;

%include ingt ;

%LET ds_name1=resingpc ;
%LET ds_name2=resgw ;
%LET landuse=Residential ;
%LET gpccdi=gpccdic ;
%LET gpncdi=gpncdic ;
%LET gprisk=gpriskc ;
%LET gphq=gphqc ;
%LET ir=0.0248 ;
%LET ed=6 ;
%LET ef=350 ;
%LET bw=14.5 ;
```

```
%include ingp ;

%LET ds_name1=resingec ;
%LET ds_name2=resgw ;
%LET landuse=Residential ;
%LET geccdi=geccdic ;
%LET genctdi=genctdic ;
%LET gerisk=geriskc ;
%LET gehq=gehqc ;
%LET ir=0.0173 ;
%LET ed=6 ;
%LET ef=350 ;
%LET bw=14.5 ;
```

```
%include inge ;
```

```
* Residential Adult ;
```

```
%LET ds_name1=resingva ;
%LET ds_name2=resgw ;
%LET landuse=Residential ;
%LET gvccdi=gvccdia ;
%LET gvncdi=gvncdia ;
%LET gvrisk=gvriska ;
%LET gvhq=gvhqa ;
%LET ir=0.1995 ;
%LET fi=0.4 ;
%LET ed=34 ;
%LET ef=350 ;
%LET bw=70 ;
```

```
%include ingv ;
```

```
%LET ds_name1=resingba ;
%LET ds_name2=resgw ;
%LET landuse=Residential ;
%LET gbccdi=gbccdia ;
%LET gbncdi=gbncdia ;
%LET gbrisk=gbriska ;
%LET gbhq=gbhqa ;
%LET ir=0.075 ;
%LET ed=34 ;
%LET ef=350 ;
```

```
%LET bw=70 ;

%include ingb ;

%LET ds_name1=resingma ;
%LET ds_name2=resgw ;
%LET landuse=Residential ;
%LET gmccdi=gmccdia ;
%LET gmnctdi=gmnctdia ;
%LET gmrisk=gmriska ;
%LET gmhq=gmhqa ;
%LET ir=0.266 ;
%LET ed=34 ;
%LET ef=350 ;
%LET bw=70 ;
```

```
%include ingm ;

%LET ds_name1=resingca ;
%LET ds_name2=resgw ;
%LET landuse=Residential ;
%LET gcccdi=gcccdia ;
%LET gcncdi=gcncdia ;
%LET gcrisk=gcriska ;
%LET gchq=gchqa ;
%LET ir=0.0615 ;
%LET ed=34 ;
%LET ef=350 ;
%LET bw=70 ;
```

```
%include ingc ;

%LET ds_name1=resingta ;
%LET ds_name2=resgw ;
%LET landuse=Residential ;
%LET gtccdi=gtccdia ;
%LET gtnctdi=gtnctdia ;
%LET gtrisk=gtriska ;
%LET gthq=gthqa ;
%LET ir=0.0615 ;
%LET ed=34 ;
%LET ef=350 ;
%LET bw=70 ;
```

```
%include ingt ;

%LET ds_name1=resingpa ;
%LET ds_name2=resgw ;
%LET landuse=Residential ;
%LET gpccdi=gpccdia ;
%LET gpnctdi=gpnctdia ;
%LET gprisk=gpriska ;
%LET gphq=gphqa ;
%LET ir=0.0437 ;
%LET ed=34 ;
%LET ef=350 ;
%LET bw=70 ;
```

```
%include ingp ;
```

```
%LET ds_name1=resingea ;
%LET ds_name2=resgw ;
%LET landuse=Residential ;
%LET geccdi=geccdia ;
%LET gencdi=gencdia ;
%LET gerisk=geriska ;
%LET gehq=gehqa ;
%LET ir=0.0252 ;
%LET ed=34 ;
%LET ef=350 ;
%LET bw=70 ;
```

```
%include inge ;
```

```
data resident ; merge resingvc resingva resingbc resingba resingmc resingma
resingcc resingca resingtcc resingta
resingpc resingpa resingec resingea ;
by &by1 ;
gvrisk=sum(gvriska,gvriskc) ;
gbrisk=sum(gbriska,gbriskc) ;
gmrisk=sum(gmriska,gmriskc) ;
gcrisk=sum(gcriska,gcriskc) ;
gtrisk=sum(gtriska,gtriskc) ;
gprisk=sum(gpriska,gpriskc) ;
gerisk=sum(geriska,geriskc) ;
run ;
```

```
*****
```

```
*****;
* Recreational Child ;
```

```
%LET ds_name1=recingfc ;
%LET ds_name2=recgw ;
%LET landuse=Recreational ;
%LET gfccdi=gfccdic ;
%LET gfnctdi=gfnctdic ;
%LET gfrisk=gfriskc ;
%LET gfhq=gfhqc ;
%LET ir=0.059 ;
%LET ed=6 ;
%LET ef=64 ;
%LET bw=14.5 ;
```

```
%include ingf ;
```

```
%LET ds_name1=recingdc ;
%LET ds_name2=recgw ;
%LET landuse=Recreational ;
%LET gdccdi=gdccdic ;
%LET gdncdi=gdncdic ;
%LET gdrisk=gdriskc ;
%LET gdhq=gdhqc ;
%LET ir=0.007 ;
%LET ed=6 ;
%LET ef=350 ;
%LET bw=14.5 ;
```



```
%include ingd ;

%LET ds_name1=recingrc ;
%LET ds_name2=recgw ;
%LET landuse=Recreational ;
%LET grccdi=grccdic ;
%LET grncdi=grncdic ;
%LET grrisk=grriskc ;
%LET grhq=grhq ;
%LET ir=0.0033 ;
%LET ed=6 ;
%LET ef=350 ;
%LET bw=14.5 ;
```

```
%include ingr ;

%LET ds_name1=recingqc ;
%LET ds_name2=recgw ;
%LET landuse=Recreational ;
%LET gqccdi=gqccdic ;
%LET gqncdi=gqncdic ;
%LET gqrisk=gqriskc ;
%LET gghq=gghqc ;
%LET ir=0.00094 ;
%LET ed=6 ;
%LET ef=350 ;
%LET bw=14.5 ;
```

```
%include ingq ;

* Recreational Adult ;

%LET ds_name1=recingfa ;
%LET ds_name2=recgw ;
%LET landuse=Recreational ;
%LET gfccdi=gfccdia ;
%LET gfnedi=gfnedia ;
%LET gfrisk=gfriska ;
%LET gfhq=gfhqa ;
%LET ir=0.284 ;
%LET ed=22 ;
%LET ef=64 ;
%LET bw=70 ;
```

```
%include ingf ;

%LET ds_name1=recingda ;
%LET ds_name2=recgw ;
%LET landuse=Recreational ;
%LET gdccdi=gdccdia ;
%LET gdncdi=gdncdia ;
%LET gdrisk=gdriska ;
%LET gdhq=gdhqa ;
%LET ir=0.032 ;
%LET ed=22 ;
%LET ef=350 ;
%LET bw=70 ;
```

```
%include ingd ;
```

```
%LET ds_name1=recingra ;
%LET ds_name2=recgw ;
%LET landuse=Recreational ;
%LET grccdi=grccdia ;
%LET grncdi=grncdia ;
%LET grrisk=grriska ;
%LET grhq=grhqa ;
%LET ir=0.0165 ;
%LET ed=22 ;
%LET ef=350 ;
%LET bw=70 ;
```

```
%include ingr ;
```

```
%LET ds_name1=recingqa ;
%LET ds_name2=recgw ;
%LET landuse=Recreational ;
%LET gqccdi=gqccdia ;
%LET gqncdi=gqncdia ;
%LET gqrisk=gqriska ;
%LET gqhq=gqhqa ;
%LET ir=0.0047 ;
%LET ed=22 ;
%LET ef=350 ;
%LET bw=70 ;
```

```
%include ingq ;
```

```
* Recreational Teen ;
```

```
%LET ds_name1=recingft ;
%LET ds_name2=recgw ;
%LET landuse=Recreational ;
%LET gfccdi=gfccdit ;
%LET gfnctdi=gfnctdit ;
%LET gfrisk=gfriskt ;
%LET gfhq=gfhqt ;
%LET ir=0.284 ;
%LET ed=12 ;
%LET ef=64 ;
%LET bw=43 ;
```

```
%include ingf ;
```

```
%LET ds_name1=recingdt ;
%LET ds_name2=recgw ;
%LET landuse=Recreational ;
%LET gdccdi=gdccdit ;
%LET gdnctdi=gdnctdit ;
%LET gdrisk=gdriskt ;
%LET gdhq=gdhqt ;
%LET ir=0.032 ;
%LET ed=12 ;
%LET ef=350 ;
%LET bw=43 ;
```

```
%include ingd ;
```

```
%LET ds_name1=recingrt ;
%LET ds_name2=recgw ;
%LET landuse=Recreational ;
%LET grccdi=grccdit ;
%LET grncdi=grncdit ;
%LET grrisk=grriskt ;
%LET grhq=grhqt ;
%LET ir=0.0082 ;
%LET ed=12 ;
%LET ef=350 ;
%LET bw=43 ;
```

```
%include ingr ;
```

```
%LET ds_name1=recingqt ;
%LET ds_name2=recgw ;
%LET landuse=Recreational ;
%LET gqccdi=gqccdit ;
%LET gqncdi=gqncdit ;
%LET gqrisk=gqriskt ;
%LET gqhq=gqhqt ;
%LET ir=0.0024 ;
%LET ed=12 ;
%LET ef=350 ;
%LET bw=43 ;
```

```
%include ingq ;
```

```
data recreate ; merge recingfc recingfa recingft recingdc recingda recingdt
recingrc recingra recingrt
    recingqc recingqa recingqt ;
by &by1 ;
gfrisk=sum(gfriska,gfriskc,gfriskt) ;
gdrisk=sum(gdriska,gdriskc,gdriskt) ;
grrisk=sum(grriska,grriskc,grriskt) ;
gqrisk=sum(gqriska,gqriskc,gqriskt) ;
```

```
run ;
```

```
*****
*****;
```

```
data calcall ; set recreate resident ;
format totrisk totriskh gdrisk gdriskh gfrisk gfriskh grrisk grriskh gqrisk
gqriskh gvrisk gvriskh gbrisk gbriskh
gmrisk gmriskh gcrisk gcriskh gtrisk gtriskh gprisk gpriskh gerisk geriskh hia
hic hit e9. ;
```

```
totrisk=sum(gdrisk,gfrisk,grrisk,gqrisk,gvrisk,gbrisk,gmrisk,gcrisk,gtrisk,gpris
k,gerisk) ;
```

```
if gfrisk>1e-2 then gfriskh=1-exp(-gfrisk) ;
else gfriskh=gfrisk ;
```

```
if gdrisk>1e-2 then gdriskh=1-exp(-gdrisk) ;
else gdriskh=gdrisk ;
```

```
if grrisk>1e-2 then grriskh=1-exp(-grrisk) ;
else grriskh=grrisk ;
```

File: SAS Program #11.06 (gwou_calcall_area_biota_infreq.sas)

```
if gqrisk>1e-2 then gqriskh=1-exp(-gqrisk) ;  
else gqriskh=gqrisk ;
```

```
if gvrisk>1e-2 then gvriskh=1-exp(-gvrisk) ;  
else gvriskh=gvrisk ;
```

```
if gbrisk>1e-2 then gbriskh=1-exp(-gbrisk) ;  
else gbriskh=gbrisk ;
```

```
if gmrisk>1e-2 then gmriskh=1-exp(-gmrisk) ;  
else gmriskh=gmrisk ;
```

```
if gcrisk>1e-2 then gcriskh=1-exp(-gcrisk) ;  
else gcriskh=gcrisk ;
```

```
if gtrisk>1e-2 then gtriskh=1-exp(-gtrisk) ;  
else gtriskh=gtrisk ;
```

```
if gprisk>1e-2 then gpriskh=1-exp(-gprisk) ;  
else gpriskh=gprisk ;
```

```
if gerisk>1e-2 then geriskh=1-exp(-gerisk) ;  
else geriskh=gerisk ;
```

```
if totrisk>1e-2 then totriskh=1-exp(-totrisk) ;  
else totriskh=totrisk ;
```

```
hia=sum(gfhqa,gdhqa,grhqa,gqhqa,gvhqa,gbhqa,gmhqa,gchqa,gthqa,gphqa,gehqa) ;  
hic=sum(gfhqc,gdhqc,grhqc,gqhqc,gvhqc,gbhqc,gmhqc,gchqc,gthqc,gphqc,gehqc) ;  
hit=sum(gfhqt,gdhqt,grhqt,gqhqt) ;
```

```
proc sort ; by &by2 ;
```

```
data in.&ds2 ; set calcall ;
```

```
run ;  
%mend ;
```

```
%let by1= area_cod area_nam med_type med_name anatype chemical units ;  
%let by2= landuse area_cod area_nam med_type med_name anatype chemical ;  
%calcall(quanfinf,calcfbin) ;
```

```
%let by1= area_cod area_nam med_type med_name anatype chemical units ;  
%let by2= landuse area_cod area_nam med_type med_name anatype chemical ;  
%calcall(quanuinf,calcubin) ;
```

```
libname in '/pgdp/gwou/by_area' ;
```

```
%macro calcall(ds1,ds2) ;
```

```
data resgw ; set in.&ds1 ;  
if use='res' and media='Water' ;  
if rfdonote in ('E','KYDEP','W','REG 9','REG 3') or rfdocsrc in ('w','v') then  
do ;  
  rfdoc=. ; adrfdoc=. ;  
end ;  
if rfdinote in ('E','KYDEP','W','REG 9','REG 3') or rfcicsrc in ('w','v') then  
  rfdic=. ;  
if sfonote in ('E','KYDEP','W','REG 9','REG 3') or sfosrc in ('w','v') then do ;  
  sfo=. ; adsfo=. ;  
end ;  
if sfisrc in ('v','w') then  
  sfi=. ;  
drop media ;  
proc sort ; by &by1 ;
```

```
data findgw ; set in.&ds1 ;  
if use='find' ;  
if rfdonote in ('E','KYDEP','W','REG 9','REG 3') or rfdocsrc in ('w','v') then  
do ;  
  rfdoc=. ; adrfdoc=. ;  
end ;  
if rfdinote in ('E','KYDEP','W','REG 9','REG 3') or rfcicsrc in ('w','v') then  
  rfdic=. ;  
if sfonote in ('E','KYDEP','W','REG 9','REG 3') or sfosrc in ('w','v') then do ;  
  sfo=. ; adsfo=. ;  
end ;  
if sfisrc in ('v','w') then  
  sfi=. ;  
drop media ;  
proc sort ; by &by1 ;
```

```
data recgw ; set in.&ds1 ;  
if use='rec' and media='Water' ;  
if rfdonote in ('E','KYDEP','W','REG 9','REG 3') or rfdocsrc in ('w','v') then  
do ;  
  rfdoc=. ; adrfdoc=. ;  
end ;  
if rfdinote in ('E','KYDEP','W','REG 9','REG 3') or rfcicsrc in ('w','v') then  
  rfdic=. ;  
if sfonote in ('E','KYDEP','W','REG 9','REG 3') or sfosrc in ('w','v') then do ;  
  sfo=. ; adsfo=. ;  
end ;  
if sfisrc in ('v','w') then  
  sfi=. ;  
drop media ;  
proc sort ; by &by1 ;
```

```
filename inggw '/pgdp/equations/ingestion_gw_sw.sas' ;  
filename inhhgw '/pgdp/equations/inhalation_hhuse_gw_sw.sas' ;  
filename inhsgw '/pgdp/equations/inhalation_shower_gw_sw.sas' ;  
filename dergw '/pgdp/equations/dermal_gw_sw.sas' ;
```

```
*****  
*****;
```

* Residential Child ;

```
%LET ds_name1=resgingc ;
%LET ds_name2=resgw ;
%LET landuse=Residential ;
%LET gccdi=gccdic ;
%LET gncdi=gncdic ;
%LET grisk=griskc ;
%LET ghq=ghqc ;
%LET ir=1 ;
%LET ed=6 ;
%LET ef=350 ;
%LET bw=14.5 ;
```

%include inggw ;

```
%LET ds_name1=resgderc ;
%LET ds_name2=resgw ;
%LET landuse=Residential ;
%LET dccdi=dccdic ;
%LET dncdi=dncdic ;
%LET drisk=driskc ;
%LET dhq=dhqc ;
%LET sa=0.720 ;
%LET ed=6 ;
%LET ef=350 ;
%LET bw=14.5 ;
%LET et=0.2 ;
```

%include dergw ;

```
%LET ds_name1=resgihhc ;
%LET ds_name2=resgw ;
%LET landuse=Residential ;
%LET iccdih=iccdihc ;
%LET incdih=incdihc ;
%LET iriskh=iriskhc ;
%LET ihqh=ihqhc ;
%LET ir=0.833 ;
%LET et=24 ;
%LET ed=6 ;
%LET ef=350 ;
%LET bw=14.5 ;
```

%include inhhgw ;

```
%LET ds_name1=resgihsc ;
%LET ds_name2=resgw ;
%LET landuse=Residential ;
%LET iccdis=iccdisc ;
%LET incdis=incdisc ;
%LET irisks=irisksc ;
%LET ihqs=ihqsc ;
%LET ir=0.600 ;
%LET et=0.2 ;
%LET ed=6 ;
%LET ef=350 ;
%LET bw=14.5 ;
```

```
%include inhsgw ;

* Residential Adult ;

%LET ds_name1=resginga ;
%LET ds_name2=resgw ;
%LET landuse=Residential ;
%LET gccdi=gccdia ;
%LET gncdi=gncdia ;
%LET grisk=griska ;
%LET ghq=ghqa ;
%LET ir=2 ;
%LET ed=34 ;
%LET ef=350 ;
%LET bw=70 ;
```

```
%include inggw ;

%LET ds_name1=resgdera ;
%LET ds_name2=resgw ;
%LET landuse=Residential ;
%LET dccdi=dccdia ;
%LET dncdi=dncdia ;
%LET drisk=driska ;
%LET dhq=dhqa ;
%LET sa=1.815 ;
%LET ed=34 ;
%LET ef=350 ;
%LET bw=70 ;
%LET et=0.2 ;
```

```
%include dergw ;

%LET ds_name1=resgihha ;
%LET ds_name2=resgw ;
%LET landuse=Residential ;
%LET iccdih=iccdiha ;
%LET incdih=incdiha ;
%LET iriskh=iriskha ;
%LET ihqh=ihqha ;
%LET ir=0.833 ;
%LET et=24 ;
%LET ed=34 ;
%LET ef=350 ;
%LET bw=70 ;
```

```
%include inhhgw ;

%LET ds_name1=resgihsa ;
%LET ds_name2=resgw ;
%LET landuse=Residential ;
%LET iccdis=iccdisa ;
%LET incdis=incdisa ;
%LET irisks=irisksa ;
%LET ihqs=ihqsa ;
%LET ir=0.600 ;
%LET et=0.2 ;
%LET ed=34 ;
%LET ef=350 ;
```

```
%LET bw=70 ;
```

```
%include inhsgw ;
```

```
data resident ; merge resgingc resgderc resgihhc resgihsc  
  resginga resgdera resgihha resgihsa ;  
by &by1 ;  
iriskh=sum(iriskha,iriskhc) ;  
irisks=sum(irisksa,irisksc) ;  
grisk=sum(griska,griskc) ;  
drisk=sum(driska,driskc) ;  
run ;
```

```
*****  
*****;
```

```
* Future Industrial worker ;
```

```
%LET ds_name1=indging ;  
%LET ds_name2=findgw ;  
%LET landuse=Future Industrial ;  
%LET gccdi=gccdi ;  
%LET gncdi=gncdi ;  
%LET grisk=grisk ;  
%LET ghq=ghq ;  
%LET ir=1 ;  
%LET ed=25 ;  
%LET ef=250 ;  
%LET bw=70 ;
```

```
%include inggw ;
```

```
%LET ds_name1=indgder ;  
%LET ds_name2=findgw ;  
%LET landuse=Future Industrial ;  
%LET dccdi=dccdi ;  
%LET dncdi=dncdi ;  
%LET drisk=drisk ;  
%LET dhq=dhq ;  
%LET sa=1.815 ;  
%LET ed=25 ;  
%LET ef=250 ;  
%LET bw=70 ;  
%LET et=0.2 ;
```

```
%include dergw ;
```

```
%LET ds_name1=indgihs ;  
%LET ds_name2=findgw ;  
%LET landuse=Future Industrial ;  
%LET iccdi=iccdi ;  
%LET incdi=incdi ;  
%LET irisks=irisks ;  
%LET ihqs=ihqs ;  
%LET ir=0.600 ;  
%LET et=0.2 ;  
%LET ed=25 ;  
%LET ef=250 ;  
%LET bw=70 ;
```



```
%include inhsgw ;
```

```
data findust ; merge indging indgder indgihs ;  
by &by1 ;  
run ;
```

```
*****
```

```
*****;
```

```
* Recreational Child ;
```

```
%LET ds_name1=recgingc ;  
%LET ds_name2=recgw ;  
%LET landuse=Recreational ;  
%LET gccdi=gccdic ;  
%LET gncdi=gncdic ;  
%LET grisk=griskc ;  
%LET ghq=ghqc ;  
%LET ir=0.13 ; * 0.05 L/hr times 2.6 hr/day ;  
%LET ed=6 ;  
%LET ef=45 ;  
%LET bw=14.5 ;
```

```
%include inggw ;
```

```
%LET ds_name1=recgdewc ;  
%LET ds_name2=recgw ;  
%LET landuse=Recreational ;  
%LET dccdi=dwccdic ;  
%LET dncdi=dwncdic ;  
%LET drisk=dwriskc ;  
%LET dhq=dwhqc ;  
%LET sa=0.373 ;  
%LET ed=6 ;  
%LET ef=140 ;  
%LET bw=14.5 ;  
%LET et=2.6 ;
```

```
%include dergw ;
```

```
%LET ds_name1=recgdesc ;  
%LET ds_name2=recgw ;  
%LET landuse=Recreational ;  
%LET dccdi=dscddic ;  
%LET dncdi=dsncdic ;  
%LET drisk=dsriskc ;  
%LET dhq=dshqc ;  
%LET sa=0.720 ;  
%LET ed=6 ;  
%LET ef=45 ;  
%LET bw=14.5 ;  
%LET et=2.6 ;
```

```
%include dergw ;
```

```
* Recreational Adult ;
```

```
%LET ds_name1=recginga ;  
%LET ds_name2=recgw ;  
%LET landuse=Recreational ;
```

```
%LET gccdi=gccdia ;
%LET gncdi=gncdia ;
%LET grisk=griska ;
%LET ghq=ghqa ;
%LET ir=0.13 ; * 0.05 L/hr times 2.6 hr/day ;
%LET ed=22 ;
%LET ef=45 ;
%LET bw=70 ;
```

```
%include inggw ;
```

```
%LET ds_name1=recgdewa ;
%LET ds_name2=recgw ;
%LET landuse=Recreational ;
%LET dccdi=dwccdia ;
%LET dncdi=dwncdia ;
%LET drisk=dwriska ;
%LET dhq=dwhqa ;
%LET sa=0.930 ;
%LET ed=22 ;
%LET ef=52 ;
%LET bw=70 ;
%LET et=2.6 ;
```

```
%include dergw ;
```

```
%LET ds_name1=recgdesa ;
%LET ds_name2=recgw ;
%LET landuse=Recreational;
%LET dccdi=dscddia ;
%LET dncdi=dsncdia ;
%LET drisk=dsriska ;
%LET dhq=dshqa ;
%LET sa=1.815 ;
%LET ed=22 ;
%LET ef=45 ;
%LET bw=70 ;
%LET et=2.6 ;
```

```
%include dergw ;
```

```
* Recreational Teen ;
```

```
%LET ds_name1=recgingt ;
%LET ds_name2=recgw ;
%LET landuse=Recreational ;
%LET gccdi=gccdit ;
%LET gncdi=gncdit ;
%LET grisk=griskt ;
%LET ghq=ghqt ;
%LET ir=0.13 ; * 0.05 L/hr times 2.6 hr/day ;
%LET ed=12 ;
%LET ef=45 ;
%LET bw=43 ;
```

```
%include inggw ;
```

```
%LET ds_name1=recgdewt ;
%LET ds_name2=recgw ;
```

```
%LET landuse=Recreational;
%LET dccdi=dwccdit ;
%LET dncdi=dwncdit ;
%LET drisk=dwriskt ;
%LET dhq=dwhqt ;
%LET sa=0.740 ;
%LET ed=12 ;
%LET ef=140 ;
%LET bw=43 ;
%LET et=2.6 ;
```

```
%include dergw ;
```

```
%LET ds_name1=recgdest ;
%LET ds_name2=recgw ;
%LET landuse=Recreational;
%LET dccdi=dscddit ;
%LET dncdi=dsncdit ;
%LET drisk=dsriskt ;
%LET dhq=dshqt ;
%LET sa=1.350 ;
%LET ed=12 ;
%LET ef=45 ;
%LET bw=43 ;
%LET et=2.6 ;
```

```
%include dergw ;
```

```
data recreate ; merge recgingc recgdewc recgdesc
recginga recgdewa recgdesa recgingt recgdewt recgdest ;
by &by1 ;
grisk=sum(griska,griskc,griskt) ;
drisk=sum(dwriska,dwriskc,dwriskt,dsriska,dsriskc,dsriskt) ;
run ;
```

```
*****
*****;
```

```
data calcall ; set findust resident recreate ;
format totrisk totriskh drisk driskh grisk griskh irisks irisksh
iriskh iriskhh hia hic hit hi e9. ;
```

```
totrisk=sum(drisk,grisk,irisks,iriskh) ;
```

```
if irisks>1e-2 then irisksh=1-exp(-irisks) ;
else irisksh=irisks ;
```

```
if iriskh>1e-2 then iriskhh=1-exp(-iriskh) ;
else iriskhh=iriskh ;
```

```
if grisk>1e-2 then griskh=1-exp(-grisk) ;
else griskh=grisk ;
```

```
if drisk>1e-2 then driskh=1-exp(-drisk) ;
else driskh=drisk ;
```

```
if totrisk>1e-2 then totriskh=1-exp(-totrisk) ;
else totriskh=totrisk ;
```

```
hia=sum(ihqsa,ghqa,dhqa,iqhqa,dwhqa,dshqa) ;
```

File:SAS Program #11.07 (gwou_calcall_area_npw.sas)

```
hic=sum(ihqsc,ghqc,dhqc,ihqhc,dwhqc,dshqc) ;  
hit=sum(ghqt,dwhqt,dshqt) ;  
hi=sum(ghq,dhq,ihqs) ;  
proc sort ; by &by2 ;
```

```
data in.&ds2 ; set calcall ;
```

```
run ;  
%mend ;
```

```
%let by1= area_cod area_nam med_type med_name anatype chemical units ;  
%let by2= landuse area_cod area_nam med_type med_name anatype chemical ;  
%calcall(quanfilt,calcfnpw) ;
```

```
%let by1= area_cod area_nam med_type med_name anatype chemical units ;  
%let by2= landuse area_cod area_nam med_type med_name anatype chemical ;  
%calcall(quanuft,calcunpw) ;
```

```
libname in '/pgdp/gwou/by_area' ;
```

```
%macro calcall(ds1,ds2) ;
```

```
data resgw ; set in.&ds1 ;  
if use='res' and media='Food' ;  
if rfdonote in ('E','KYDEP','W','REG 9','REG 3') or rfdocsrc in ('w','v') then  
do ;  
  rfdoc=. ; adrfdoc=. ;  
end ;  
if rfdinote in ('E','KYDEP','W','REG 9','REG 3') or rfcicsrc in ('w','v') then  
  rfdic=. ;  
if sfonote in ('E','KYDEP','W','REG 9','REG 3') or sfosrc in ('w','v') then do ;  
  sfo=. ; adsfo=. ;  
end ;  
if sfisrc in ('v','w') then  
  sfi=. ;  
drop media ;  
proc sort ; by &by1 ;
```

```
data recgw ; set in.&ds1 ;  
if use='rec' and media='Food' ;  
if rfdonote in ('E','KYDEP','W','REG 9','REG 3') or rfdocsrc in ('w','v') then  
do ;  
  rfdoc=. ; adrfdoc=. ;  
end ;  
if rfdinote in ('E','KYDEP','W','REG 9','REG 3') or rfcicsrc in ('w','v') then  
  rfdic=. ;  
if sfonote in ('E','KYDEP','W','REG 9','REG 3') or sfosrc in ('w','v') then do ;  
  sfo=. ; adsfo=. ;  
end ;  
if sfisrc in ('v','w') then  
  sfi=. ;  
drop media ;  
proc sort ; by &by1 ;
```

```
filename ingf '/pgdp/equations/ingestion_fish.sas' ;  
filename ingd '/pgdp/equations/ingestion_deer_water.sas' ;  
filename ingr '/pgdp/equations/ingestion_rabbit_water.sas' ;  
filename ingq '/pgdp/equations/ingestion_quail_water.sas' ;  
filename ingv '/pgdp/equations/ingestion_veg_gw_sw.sas' ;  
filename ingb '/pgdp/equations/ingestion_beef_water.sas' ;  
filename ingm '/pgdp/equations/ingestion_milk_water.sas' ;  
filename ingc '/pgdp/equations/ingestion_chicken_water.sas' ;  
filename ingt '/pgdp/equations/ingestion_turkey_water.sas' ;  
filename ingp '/pgdp/equations/ingestion_pork_water.sas' ;  
filename inge '/pgdp/equations/ingestion_eggs_water.sas' ;  
*****  
*****;  
* Residential Child ;
```

```
%LET ds_name1=resingvc ;  
%LET ds_name2=resgw ;  
%LET landuse=Residential ;  
%LET gvccdi=gvccdic ;  
%LET gvncdi=gvncdic ;  
%LET gvrisk=gvriskc ;  
%LET gvhq=gvhq ;  
%LET ir=0.13 ;
```

```
%LET fi=0.4 ;
%LET ed=6 ;
%LET ef=350 ;
%LET bw=14.5 ;

%include ingv ;

%LET ds_name1=resingbc ;
%LET ds_name2=resgw ;
%LET landuse=Residential ;
%LET gbccdi=gbccdic ;
%LET gbnctdi=gbnctdic ;
%LET gbrisk=gbriskc ;
%LET gbhq=gbhq ;
%LET ir=0.04 ;
%LET ed=6 ;
%LET ef=350 ;
%LET bw=14.5 ;

%include ingb ;

%LET ds_name1=resingmc ;
%LET ds_name2=resgw ;
%LET landuse=Residential ;
%LET gmccdi=gmccdic ;
%LET gmnctdi=gmnctdic ;
%LET gmrisk=gmriskc ;
%LET gmhq=gmhq ;
%LET ir=0.435 ;
%LET ed=6 ;
%LET ef=350 ;
%LET bw=14.5 ;

%include ingm ;

%LET ds_name1=resingcc ;
%LET ds_name2=resgw ;
%LET landuse=Residential ;
%LET gccdi=gccdic ;
%LET gcncdi=gcncdic ;
%LET gcrisk=gcriskc ;
%LET gchq=gchq ;
%LET ir=0.0377 ;
%LET ed=6 ;
%LET ef=350 ;
%LET bw=14.5 ;

%include ingc ;

%LET ds_name1=resingtc ;
%LET ds_name2=resgw ;
%LET landuse=Residential ;
%LET gtccdi=gtccdic ;
%LET gtnctdi=gtnctdic ;
%LET gtrisk=gtriskc ;
%LET gthq=gthq ;
%LET ir=0.0377 ;
%LET ed=6 ;
%LET ef=350 ;
```

```
%LET bw=14.5 ;

%include ingt ;

%LET ds_name1=resingpc ;
%LET ds_name2=resgw ;
%LET landuse=Residential ;
%LET gpccdi=gpccdic ;
%LET gpncdi=gpncdic ;
%LET gprisk=gpriskc ;
%LET gphq=gphqc ;
%LET ir=0.0248 ;
%LET ed=6 ;
%LET ef=350 ;
%LET bw=14.5 ;
```

```
%include ingp ;

%LET ds_name1=resingec ;
%LET ds_name2=resgw ;
%LET landuse=Residential ;
%LET geccdi=geccdic ;
%LET genctdi=genctdic ;
%LET gerisk=geriskc ;
%LET gehq=gehqc ;
%LET ir=0.0173 ;
%LET ed=6 ;
%LET ef=350 ;
%LET bw=14.5 ;
```

```
%include inge ;
```

```
* Residential Adult ;
```

```
%LET ds_name1=resingva ;
%LET ds_name2=resgw ;
%LET landuse=Residential ;
%LET gvccdi=gvccdia ;
%LET gvncdi=gvncdia ;
%LET gvrisk=gvriska ;
%LET gvhq=gvhqa ;
%LET ir=0.1995 ;
%LET fi=0.4 ;
%LET ed=34 ;
%LET ef=350 ;
%LET bw=70 ;
```

```
%include ingv ;
```

```
%LET ds_name1=resingba ;
%LET ds_name2=resgw ;
%LET landuse=Residential ;
%LET gbccdi=gbccdia ;
%LET gbncdi=gbncdia ;
%LET gbrisk=gbriska ;
%LET gbhq=gbhqa ;
%LET ir=0.075 ;
%LET ed=34 ;
%LET ef=350 ;
```

```
%LET bw=70 ;

%include ingb ;

%LET ds_name1=resingma ;
%LET ds_name2=resgw ;
%LET landuse=Residential ;
%LET gmccdi=gmccdia ;
%LET gmncdi=gmncdia ;
%LET gmrisk=gmriska ;
%LET gmhq=gmhqa ;
%LET ir=0.266 ;
%LET ed=34 ;
%LET ef=350 ;
%LET bw=70 ;
```

```
%include ingm ;
```

```
%LET ds_name1=resingca ;
%LET ds_name2=resgw ;
%LET landuse=Residential ;
%LET gcccdi=gcccdia ;
%LET gcncdi=gcncdia ;
%LET gcrisk=gcriska ;
%LET gchq=gchqa ;
%LET ir=0.0615 ;
%LET ed=34 ;
%LET ef=350 ;
%LET bw=70 ;
```

```
%include ingc ;
```

```
%LET ds_name1=resingta ;
%LET ds_name2=resgw ;
%LET landuse=Residential ;
%LET gtccdi=gtccdia ;
%LET gtncdi=gtncdia ;
%LET gtrisk=gtriska ;
%LET gthq=gthqa ;
%LET ir=0.0615 ;
%LET ed=34 ;
%LET ef=350 ;
%LET bw=70 ;
```

```
%include ingt ;
```

```
%LET ds_name1=resingpa ;
%LET ds_name2=resgw ;
%LET landuse=Residential ;
%LET gpccdi=gpccdia ;
%LET gpncdi=gpncdia ;
%LET gprisk=gpriska ;
%LET gphq=gphqa ;
%LET ir=0.0437 ;
%LET ed=34 ;
%LET ef=350 ;
%LET bw=70 ;
```

```
%include ingp ;
```



```
%LET ds_name1=resingea ;
%LET ds_name2=resgw ;
%LET landuse=Residential ;
%LET geccdi=geccdia ;
%LET gencdi=gencdia ;
%LET gerisk=geriska ;
%LET gehq=gehqa ;
%LET ir=0.0252 ;
%LET ed=34 ;
%LET ef=350 ;
%LET bw=70 ;

%include inge ;

data resident ; merge resingvc resingva resingbc resingba resingmc resingma
resingcc resingca resingtcc resingta
resingpc resingpa resingec resingea ;
by &by1 ;
gvrisk=sum(gvriska,gvriskc) ;
gbrisk=sum(gbriska,gbriskc) ;
gmrisk=sum(gmriska,gmriskc) ;
gcrisk=sum(gcriska,gcriskc) ;
gtrisk=sum(gtriska,gtriskc) ;
gprisk=sum(gpriska,gpriskc) ;
gerisk=sum(geriska,geriskc) ;
run ;
```

```
*****;
* Recreational Child ;
```

```
%LET ds_name1=recingfc ;
%LET ds_name2=recgw ;
%LET landuse=Recreational ;
%LET gfccdi=gfccdic ;
%LET gfncti=gfnctic ;
%LET gfrisk=gfriskc ;
%LET gfhq=gfhqc ;
%LET ir=0.059 ;
%LET ed=6 ;
%LET ef=64 ;
%LET bw=14.5 ;
```

```
%include ingf ;
```

```
%LET ds_name1=recingdc ;
%LET ds_name2=recgw ;
%LET landuse=Recreational ;
%LET gdccdi=gdccdic ;
%LET gdncti=gdnctic ;
%LET gdrisk=gdriskc ;
%LET gdhq=gdhqc ;
%LET ir=0.007 ;
%LET ed=6 ;
%LET ef=350 ;
%LET bw=14.5 ;
```

```
%include ingd ;

%LET ds_name1=recingrc ;
%LET ds_name2=recgw ;
%LET landuse=Recreational ;
%LET grccdi=grccdic ;
%LET grncdi=grncdic ;
%LET grrisk=grriskc ;
%LET grhq=grhq ;
%LET ir=0.0033 ;
%LET ed=6 ;
%LET ef=350 ;
%LET bw=14.5 ;
```

```
%include ingr ;

%LET ds_name1=recingqc ;
%LET ds_name2=recgw ;
%LET landuse=Recreational ;
%LET gqccdi=gqccdic ;
%LET gqncdi=gqncdic ;
%LET gqrisk=gqriskc ;
%LET gghq=gghqc ;
%LET ir=0.00094 ;
%LET ed=6 ;
%LET ef=350 ;
%LET bw=14.5 ;
```

```
%include ingq ;
```

```
* Recreational Adult ;
```

```
%LET ds_name1=recingfa ;
%LET ds_name2=recgw ;
%LET landuse=Recreational ;
%LET gfccdi=gfccdia ;
%LET gfncdi=gfnedia ;
%LET gfrisk=gfriska ;
%LET gfhq=gfhqa ;
%LET ir=0.284 ;
%LET ed=22 ;
%LET ef=64 ;
%LET bw=70 ;
```

```
%include ingf ;
```

```
%LET ds_name1=recingda ;
%LET ds_name2=recgw ;
%LET landuse=Recreational ;
%LET gdccdi=gdccdia ;
%LET gdncdi=gdncdia ;
%LET gdrisk=gdriska ;
%LET gdhq=gdhqa ;
%LET ir=0.032 ;
%LET ed=22 ;
%LET ef=350 ;
%LET bw=70 ;
```

```
%include ingd ;
```

```
%LET ds_name1=recingra ;
%LET ds_name2=recgw ;
%LET landuse=Recreational ;
%LET grccdi=grccdia ;
%LET grncdi=grncdia ;
%LET grrisk=grriska ;
%LET grhq=grhqa ;
%LET ir=0.0165 ;
%LET ed=22 ;
%LET ef=350 ;
%LET bw=70 ;
```

```
%include ingr ;
```

```
%LET ds_name1=recingqa ;
%LET ds_name2=recgw ;
%LET landuse=Recreational ;
%LET gqccdi=gqccdia ;
%LET gqncdi=gqncdia ;
%LET gqrisk=gqriska ;
%LET gqhq=gqhqa ;
%LET ir=0.0047 ;
%LET ed=22 ;
%LET ef=350 ;
%LET bw=70 ;
```

```
%include ingq ;
```

```
* Recreational Teen ;
```

```
%LET ds_name1=recingft ;
%LET ds_name2=recgw ;
%LET landuse=Recreational ;
%LET gfccdi=gfccdit ;
%LET gfncdi=gfnctdit ;
%LET gfrisk=gfriskt ;
%LET gfhq=gfhqt ;
%LET ir=0.284 ;
%LET ed=12 ;
%LET ef=64 ;
%LET bw=43 ;
```

```
%include ingf ;
```

```
%LET ds_name1=recingdt ;
%LET ds_name2=recgw ;
%LET landuse=Recreational ;
%LET gdccdi=gdccdit ;
%LET gdnctdi=gdnctdit ;
%LET gdrisk=gdriskt ;
%LET gdhq=gdhqt ;
%LET ir=0.032 ;
%LET ed=12 ;
%LET ef=350 ;
%LET bw=43 ;
```

```
%include ingd ;
```

```
%LET ds_name1=recingrt ;
%LET ds_name2=recgw ;
%LET landuse=Recreational ;
%LET grccdi=grccdit ;
%LET grncdi=grncdit ;
%LET grrisk=grriskt ;
%LET grhq=grhqt ;
%LET ir=0.0082 ;
%LET ed=12 ;
%LET ef=350 ;
%LET bw=43 ;

%include ingr ;

%LET ds_name1=recingqt ;
%LET ds_name2=recgw ;
%LET landuse=Recreational ;
%LET gqccdi=gqccdit ;
%LET gqncdi=gqncdit ;
%LET gqrisk=gqriskt ;
%LET gqhq=gqhqt ;
%LET ir=0.0024 ;
%LET ed=12 ;
%LET ef=350 ;
%LET bw=43 ;

%include ingq ;

data recreate ; merge recingfc recingfa recingft recingdc recingda recingdt
recingrc recingra recingrt
    recingqc recingqa recingqt ;
by &by1 ;
gfrisk=sum(gfriska,gfriskc,gfriskt) ;
gdrisk=sum(gdriska,gdriskc,gdriskt) ;
grrisk=sum(grriska,grriskc,grriskt) ;
gqrisk=sum(gqriska,gqriskc,gqriskt) ;

run ;
*****
*****;

data calcall ; set recreate resident ;
format totrisk totriskh gdrisk gdriskh gfrisk gfriskh grrisk grriskh gqrisk
gqriskh gvrisk gvriskh gbrisk gbriskh
gmrisk gmriskh gcrisk gcriskh gtrisk gtriskh gprisk gpriskh gerisk geriskh hia
hic hit e9. ;

totrisk=sum(gdrisk,gfrisk,grrisk,gqrisk,gvrisk,gbrisk,gmrisk,gcrisk,gtrisk,gpris
k,gerisk) ;

if gfrisk>1e-2 then gfriskh=1-exp(-gfrisk) ;
else gfriskh=gfrisk ;

if gdrisk>1e-2 then gdriskh=1-exp(-gdrisk) ;
else gdriskh=gdrisk ;

if grrisk>1e-2 then grriskh=1-exp(-grrisk) ;
else grriskh=grrisk ;
```

File: SAS Program #11.08 (gwou_calcall_area_biota_npw.sas)

```
if gqrisk>1e-2 then gqriskh=1-exp(-gqrisk) ;  
else gqriskh=gqrisk ;
```

```
if gvrisk>1e-2 then gvriskh=1-exp(-gvrisk) ;  
else gvriskh=gvrisk ;
```

```
if gbrisk>1e-2 then gbriskh=1-exp(-gbrisk) ;  
else gbriskh=gbrisk ;
```

```
if gmrisk>1e-2 then gmriskh=1-exp(-gmrisk) ;  
else gmriskh=gmrisk ;
```

```
if gcrisk>1e-2 then gcriskh=1-exp(-gcrisk) ;  
else gcriskh=gcrisk ;
```

```
if gtrisk>1e-2 then gtriskh=1-exp(-gtrisk) ;  
else gtriskh=gtrisk ;
```

```
if gprisk>1e-2 then gpriskh=1-exp(-gprisk) ;  
else gpriskh=gprisk ;
```

```
if gerisk>1e-2 then geriskh=1-exp(-gerisk) ;  
else geriskh=gerisk ;
```

```
if totrisk>1e-2 then totriskh=1-exp(-totrisk) ;  
else totriskh=totrisk ;
```

```
hia=sum(gfhqa,gdhqa,grhqa,gqhqa,gvhqa,gbhqa,gmhqa,gchqa,gthqa,gphqa,gehqa) ;  
hic=sum(gfhqc,gdhqc,grhqc,gqhqc,gvhqc,gbhqc,gmhqc,gchqc,gthqc,gphqc,gehqc) ;  
hit=sum(gfhqt,gdhqt,grhqt,gqhqt) ;
```

```
proc sort ; by &by2 ;
```

```
data in.&ds2 ; set calcall ;
```

```
run ;  
%mend ;
```

```
%let by1= area_cod area_nam med_type med_name anatype chemical units ;  
%let by2= landuse area_cod area_nam med_type med_name anatype chemical ;  
%calcall(quanfilt,calcfbpw) ;
```

```
%let by1= area_cod area_nam med_type med_name anatype chemical units ;  
%let by2= landuse area_cod area_nam med_type med_name anatype chemical ;  
%calcall(quanufilt,calcubpw) ;
```

File: SAS Program #11.09 (table_nondet_vs_prg_area.sas)

```
%MACRO NDETTAB (DS1, DTYPE, TAB) ;
libname in '/pgdp/gwou/by_area' ;
options nodate nonumber missing=' ' ls=150 ps=60 ;

data in ; set in.&ds1 ;
if area_cod=' ' then area_cod='x' ;
if freq_det='0/' ;
if chemical='Chromium' or casnum=7440473 then casnum=18540299 ;
proc sort ; by casnum units ;

data prggw ; set prg.resg9906 ;
if fishbtf>100 then bioaccum='Yes' ;
if casnum=. or raduse='No' or (prgn=. and prgc=.) or analysis='Thorium'
  or analysis='Mercury (elemental)' then delete ;
if anatype='Radionuclides' then units='pCi/L' ;
else units='mg/L' ;
reshi=prgn ;
resecr=prgc ;
format reshi resecr e8. ;
keep units casnum reshi resecr bioaccum ;
proc sort ; by casnum units ;

data compare ; merge in(in=a) prggw(in=b) ;
by casnum units ; if a=1 ;

  if reshi ne . and max_nond>=reshi then do ;
    maxreshi='Yes' ;
  end ;
  else if reshi ne . and max_nond<reshi then do ;
    maxreshi='No' ;
  end ;
  if resecr ne . and max_nond>=resecr then do ;
    maxresecr='Yes' ;
  end ;
  else if resecr ne . and max_nond<resecr then do ;
    maxresecr='No' ;
  end ;

data table35 ; set compare ;
analyte=trim(chemical) ;
freq=trim(freq_det) ;
unit=trim(units) ;
label analyte ='Analyte'
      freq     ='Frequency*of*Detection'
      max_nond='Maximum*non-detected*concentration'
      reshi    ='HI'
      resecr   ='ELCR'
      maxreshi='Exceed HI?'
      maxresecr='Exceed ELCR?'
      unit     ='Units' ;
drop chemical units freq_det ;
proc sort ; by area_cod media med_type analyte ;

title1 ' ' ;
title2 ' ' ;
title3 ' ' ;
title4 ' ' ;
title5 ' ' ;
title6 ' ' ;
```

File: SAS Program #11.09 (table_nondet_vs_prg_area.sas)

```
title7 ' ' ;
title8 ' ' ;
title9 "Table PGDP GWOU comparison of maximum non-detected concentrations and
activities to human health risk-based" ;
title10 " screening criteria by area and medium for &dtype data" ;
footnote1 ' ' ;
footnote2 ' ' ;

filename &tab "/homehrs/ftp/pub/pgdp/gwou_area_&dtype._nondet_vs_prg.out" ;
proc printto print=&tab new ;

proc print noobs uniform label split='*' ; by area_cod media ;
var analyte freq max_nond reshi reseacr maxxreshi maxxresacr unit ;
run ;

run ;
%MEND ;

%ndettab(new_filt,filtered,a) ;
%ndettab(new_uflt,unfiltered,b) ;
```

File: SAS Program #11.10 (gwou_area_uncertainty.sas)

```
libname in '/pgdp/gwou/by_area' ;  
options ls=150 ps=60 ;
```

```
%MACRO UNC(DS_NAME1,DS_NAME2,DS_NAME3,DS_NAME4,DS_NAME5,DS_NAME6,BY1,NAME) ;  
data all ; set in.&ds_name1 ;  
proc sort ; by &by1 ;
```

```
proc means noprint ; by &by1 ;  
var totrisk hi hic ;  
output out=alltot sum=allrisk allhi allhic ;
```

```
data alltot ; set alltot ;  
if allhi=. then allhi=allhic ;  
keep &by1 allrisk allhi ;  
run ;
```

```
*****
```

```
*****;  
data all ; set in.&ds_name1 ;  
if chemical='Lead' then delete ;  
proc sort ; by &by1 ;
```

```
proc means noprint ; by &by1 ;  
var totrisk hi hic ;  
output out=leadtot sum=leadrisk leadhi leadhic ;
```

```
data leadtot ; set leadtot ;  
if leadhi=. then leadhi=leadhic ;  
keep &by1 leadrisk leadhi ;  
run ;
```

```
*****
```

```
*****;  
data all ; set in.&ds_name3 ;  
if chemical='Lead' then delete ;  
proc sort ; by &by1 ;
```

```
proc means noprint ; by &by1 ;  
var totrisk hi hic ;  
output out=npwtot sum=npwrisk npwhi npwhic ;
```

```
data npwtot ; set npwtot ;  
if npwhi=. then leadhi=npwhic ;  
keep &by1 npwrisk npwhi ;  
run ;
```

```
*****
```

```
*****;  
data all ; set in.&ds_name3 ;  
if chemical='Lead' or casnum=75092 or casnum=117817 then delete ;  
proc sort ; by &by1 ;
```

```
proc means noprint ; by &by1 ;  
var totrisk hi hic ;  
output out=labtot sum=labrisk labhi labhic ;
```

```
data labtot ; set labtot ;  
if labhi=. then labhi=labhic ;  
keep &by1 labrisk labhi ;
```


run ;

```
*****  
*****;
```

```
data all ; set in.&ds_name3 ;  
percent=n/det ;  
if percent<0.1 or casnum=75092 or casnum=117817 or chemical='Lead' then delete ;  
proc sort ; by &by1 ;
```

```
proc means noprint ; by &by1 ;  
var totrisk hi hic ;  
output out=infd_tot sum=fr_drisk fr_dhi fr_dhic ;
```

```
data infd_tot ; set infd_tot ;  
if fr_dhi=. then fr_dhi=fr_dhic ;  
keep &by1 fr_drisk fr_dhi ;  
run ;
```

```
*****  
*****;
```

```
data all ; set in.&ds_name5 ;  
percent=n/det ;  
if percent<0.1 or casnum=75092 or casnum=117817 or chemical='Lead' then delete ;  
proc sort ; by &by1 ;
```

```
proc means noprint ; by &by1 ;  
var totrisk hi hic ;  
output out=infa_tot sum=fr_arisk fr_ahi fr_ahic ;
```

```
data infa_tot ; set infa_tot ;  
if fr_ahi=. then fr_ahi=fr_ahic ;  
keep &by1 fr_arisk fr_ahi ;  
run ;
```

```
*****  
*****;
```

```
data totalu ; merge alltot leadtot npwtot labtot infd_tot infa_tot ;  
by &by1 ;  
format allrisk allhi leadhi npwrisk npwhi labrisk labhi fr_drisk fr_dhi fr_arisk  
fr_ahi e8. ;
```

```
label landuse = 'Landuse'  
      area_cod = 'Area Code'  
      area_nam = 'Area'  
      med_type = 'Medtype'  
      med_name = 'Media'  
      allrisk  = 'ELCR with all defaults'  
      allhi    = 'HI with all defaults'  
      leadhi   = 'HI w/o pb'  
      npwrisk  = 'ELCR w/o pw'  
      npwhi    = 'HI w/o pb & pw'  
      labrisk  = 'ELCR w/o labs & pw'  
      labhi    = 'HI w/o pb, labs & pw'  
      fr_drisk = 'ELCR w/o labs, pw & inf dets'  
      fr_dhi   = 'HI w/o pb, labs, pw & inf dets'  
      fr_arisk = 'ELCR w/o labs, pw, inf dets, & inf ana'  
      fr_ahi   = 'HI w/o pb, labs, pw, inf dets, & inf ana' ;  
proc sort ; by &by1 ;
```

File: SAS Program #11.10 (gwou_area_uncertainty.sas)

```
data risk ; set totalu ;  
keep &by1 allrisk npwrisk labrisk fr_drisk fr_arisk ;  
*%excellab(work,risk,/homehrs/ftp/pub/pgdp/gwou_area_&name._risk_uncertainty.out  
) ;
```

```
run ;
```

```
data hi ; set totalu ;  
keep &by1 allhi leadhi npwhi labhi fr_dhi fr_ahi ;  
*%excellab(work,hi,/homehrs/ftp/pub/pgdp/gwou_area_&name._hi_uncertainty.out) ;
```

```
run ;  
%MEND ;
```

```
%unc(calcfilt,calcfbio,calcfnpw,calcfbpw,calcfinf,calcfbin,landuse area_cod  
area_nam med_type med_name,filt) ;  
%unc(calculft,calcubio,calcunpw,calcubpw,calcuinf,calcubin,landuse area_cod  
area_nam med_type med_name,unfilt) ;
```

```
run ;
```

File: SAS Program #12 (gwou_area_coc_rgo.sas)

```
%MACRO RGO (DS1, LANDUSE, DTYPE, TAB) ;
```

```
libname pgdp '/pgdp/gwou/by_area' ;  
options nodate nonumber missing=' ' ls=150 ps=60 ;
```

```
data calcall ; set pgdp.&ds1(rename=(med_name=media)) ;  
if landuse="&landuse" ;  
if area_cod=' ' then area_cod='x' ;  
if hi=. and hic ne . then hi=hic ;  
drop mcl ;  
proc sort ; by area_cod med_type media ;
```

```
proc means noprint ; by area_cod med_type media ;  
var totrisk hi ;  
output out=totals (drop=_type_ _freq_) sum=gtotrisk hi_tot ;
```

```
data coc_test ; merge calcall totals ; by area_cod med_type media ;  
format gtotrisk hi_tot rgo4 rgo5 rgo6 rgopt1 rgo1 rgo3 e8. ;
```

```
analyte=trim(chemical) ;
```

```
if gtotrisk>1e-6 and totrisk>1e-6 then riskcoc='Yes' ;  
else riskcoc='No' ;
```

```
if hi_tot>1 and hic>0.1 then hqcoc='Yes' ;  
else hqcoc='No' ;
```

```
if riskcoc='Yes' then do ;  
    rgo4=c*1e-4/totrisk ;  
    rgo5=c*1e-5/totrisk ;  
    rgo6=c*1e-6/totrisk ;  
end ;
```

```
if hqcoc='Yes' and hic ne . then do ;  
    rgopt1=c*0.1/hi ;  
    rgo1 =c*1/hi ;  
    rgo3 =c*3/hi ;  
end ;
```

```
if riskcoc='No' and hqcoc='No' then delete ;
```

```
label analyte ='Analyte'  
      c        ='Representative concentration'  
      totrisk  ='Risk at medium'  
      hi       ='Hazard Index at medium'  
      rgopt1   ='RGO at HI=0.1'  
      rgo1     ='RGO at HI=1'  
      rgo3     ='RGO at HI=3'  
      rgo6     ='RGO at ELCR=1E-06'  
      rgo5     ='RGO at ELCR=1E-05'  
      rgo4     ='RGO at ELCR=1E-04'  
      units    ='Units' ;
```

```
proc sort ; by area_cod media anatype analyte ;
```

```
filename &tab "/homehrs/ftp/pub/pgdp/gwou_area_&landuse._&dtype._rgo.out" ;
```

```
data media ; set coc_test ;
```

```
title1 ' ' ;
```

File: SAS Program #12 (gwou_area_coc_rgo.sas)

```
title2 ' ' ;
title3 ' ' ;
title4 ' ' ;
title5 ' ' ;
title6 ' ' ;
title7 ' ' ;
title8 ' ' ;
title9 "Table &landuse remedial goal options for PGDP GWOU by area and medium
for &dtype data" ;
footnote1 ' ' ;
footnote2 ' ' ;

proc printto print=&tab new ;

proc print noobs uniform label ; by area_cod media ;
var analyte c totrisk hic rgopt1 rgo1 rgo3 rgo6 rgo5 rgo4 units ;

run ;
%MEND ;

%rgo(calcfilt,Residential,filtered,a) ;
%rgo(calcuflt,Residential,unfiltered,b) ;
%rgo(calcfilt,Recreational,filtered,c) ;
%rgo(calcuflt,Recreational,unfiltered,d) ;
%rgo(calcfilt,Future Industrial,filtered,e) ;
%rgo(calcuflt,Future Industrial,unfiltered,f) ;
```

ATTACHMENT 4
COMPLETE TOXICITY PROFILES

Introduction

The outline for baseline human health risk assessments contained in the Methods Document (i.e., *Methods for Conducting Human Health Risk Assessments and Risk Evaluations at the Paducah Gaseous Diffusion Plant*, DOE/OR/07-1417&D1 as modified by comments) calls for the presentation of complete toxicity profiles for all contaminants of concern (COCs) in this appendix. However, because these toxicity profiles are now easily accessible on the internet, only the complete profiles for trichloroethene (TCE) and its breakdown products, 1,2-dichloroethene and vinyl chloride are included here. For toxicity profiles of other COCs, the reader is directed to one of the following links.

Risk Assessment Information System http://risk.lsd.ornl.gov/tox/rap_toxp.shtml

EPA's Integrated Risk Information System <http://www.epa.gov/iris/>

EPA's Health Effects Assessment Summary Tables <http://www.epa.gov/radiation/heat/>

ATSDR's Toxicity Profiles <http://www.atsdr.cdc.gov/toxpro2.html>

**TOXICITY SUMMARY FOR
CIS- AND *TRANS-*1,2-DICHLOROETHYLENE**

DECEMBER 1994

Prepared by

Prepared by Tim Borges, Ph.D.,
Chemical Hazard Evaluation Group,
Biomedical and Environmental Information Analysis Section,
Health Sciences Research Division,
Oak Ridge National Laboratory*,
Oak Ridge, Tennessee.

Prepared for

OAK RIDGE RESERVATION ENVIRONMENTAL
RESTORATION PROGRAM

*Managed by Martin Marietta Energy Systems, Inc., for the U.S. Department of Energy under
Contract No. DE-AC05-84OR21400

TOXICITY SUMMARY UPDATE

This report is an update of the Toxicity Summary for *cis*- and *trans*-1,2-Dichloroethylene (CAS Registry Nos. 156-59-2 and 156-60-5, respectively). The original summary for this chemical was submitted in December 1991. The update was performed by incorporating any new human health toxicity data published since the original submittal of the report. Pertinent pharmacokinetic, toxicologic, carcinogenic, and epidemiologic data were obtained through on-line searches of the TOXLINE database from 1991 through 1994. In addition, any changes to EPA-approved toxicity values (reference doses, reference concentrations, or cancer slope factors) from the Integrated Risk Information System (IRIS) (current as of December 1994) and/or the Health Effects Assessment Summary Tables, Annual FY-94 and July Supplement No. 1, for this chemical were incorporated in this update.

EXECUTIVE SUMMARY

1,2-Dichloroethene exists in two isomeric forms, *cis*-1,2-dichloroethene and *trans*-1,2-dichloroethene, that are colorless, volatile liquids with a slightly acrid odor. Although not used extensively in industry, 1,2-dichloroethene is used in the production of other chlorinated solvents and as a solvent for dyes, perfumes, and lacquers (Sax and Lewis, 1989; Budavari et al., 1989). Humans are exposed to 1,2-dichloroethene primarily by inhalation, but exposure can also occur by oral and dermal routes.

Limited information exists on the absorption, distribution, and excretion of 1,2-dichloroethene in either humans or animals. In vitro studies have shown that the mixed function oxidases will metabolize 1,2-dichloroethene; the final metabolic products are dependent on the initial isomer of 1,2-dichloroethene (Costa and Ivanetich, 1984; Henschler, 1977; Liebman and Ortiz, 1977).

Information on the toxicity of 1,2-dichloroethene in humans and animals is limited. Workers exposed to 1,2-dichloroethene have been reported to suffer from drowsiness, dizziness, nausea, fatigue, and eye irritation (ATSDR, 1990). Acute and subchronic oral and inhalation animal studies of *trans*-1,2-dichloroethene and acute inhalation animal studies of *cis*-1,2-dichloroethene suggest that the liver is the primary target organ. The toxicity is expressed in increased activities of liver associated enzymes, fatty degeneration, and necrosis (McCauley et al., n.d.; Barnes et al., 1985; Freundt et al., 1977). Secondary target organs include the central nervous system and lung.

Based on an unpublished study describing decreased hemoglobin and hematocrits in rats treated by gavage for 90 days, EPA (1994a,b) assigned a subchronic and chronic oral reference dose (RfD) for *cis*-1,2-dichloroethene of 1.00E-01 mg/kg/day and 1.00E-02 mg/kg/day, respectively. The RfDs were derived from a no-observed-adverse-effect-level/lowest-observed-adverse-effect-level (NOAEL/LOAEL) of 32 mg/kg/day. An inhalation reference concentration (RfC) for *cis*-1,2-dichloroethene has not been derived.

Subchronic and chronic RfDs of 2.00E-01 mg/kg/day and 2.00E-02 mg/kg/day, respectively, for *trans*-1,2-dichloroethene have been calculated (EPA, 1994a, b). The RfDs were derived from a LOAEL of 175 mg/kg/day that was based on increased serum alkaline phosphatase activity in mice that received *trans*-1,2-dichloroethene in their drinking water (EPA, 1994a,b). An RfC for *trans*-1,2-dichloroethene has not been derived.

No information was available concerning the chronic, developmental, or reproductive toxicity of *cis*-1,2-dichloroethene or *trans*-1,2-dichloroethene. No cancer bioassays or epidemiological studies were available to assess the carcinogenicity of 1,2-dichloroethene. EPA (1994b) has placed both *cis*-1,2-dichloro-ethene and *trans*-1,2-dichloroethene in weight-of-evidence group D, not classifiable as to human carcinogenicity, based on the lack of human or animal carcinogenicity data and on essentially negative mutagenicity data. Oral and inhalation slope factors have not been calculated for these isomers.

1. INTRODUCTION

1,2-Dichloroethene (CAS No. 540-59-0) is also known by the synonyms 1,2-dichloroethylene, acetylene dichloride, and dioform. The compound has two isomeric forms, *cis*-1,2-dichloroethene (CAS No. 156-59-2) and *trans*-1,2-dichloroethene (CAS No. 156-60-5). Both are colorless, volatile liquids with ethereal and slightly acrid odors and have molecular weights of 96.94 (Sax and Lewis, 1989; Budavari et al., 1989). 1,2-Dichloroethene is slightly soluble in water (*cis*-1,2-dichloroethene - 3.5 g/L; *trans*-1,2-dichloroethene - 6.3 g/L), but is very soluble in alcohol, ether, acetone and most other organic solvents (Budavari et al., 1989; Weast, 1988). *cis*-1,2-Dichloroethene has a vapor pressure of 200 mm Hg at 25°C, a melting point of -81.47°C, a boiling point of 60.2°C, and a flash point of 4°C. The vapor pressure, melting point, boiling point, and flash point of *trans*-1,2-dichloroethene are 320 mm Hg, -49.44°C, 47.7°C, and 2°C, respectively

1,2-Dichloroethene is prepared commercially by either the direct chlorination of acetylene or by the reduction of 1,1,2,2-tetrachloroethane with fractional distillation used to separate the two isomers (Stevens, 1979). 1,2-Dichloroethene can also be formed as a by-product during the manufacture of other chlorinated compounds. Commercial use is not extensive, but *trans*-1,2-dichloroethene and mixtures of *cis*- and *trans*-1,2-dichloroethene have been used as intermediates in the production of other chlorinated solvents and compounds, as well as low temperature extraction solvents for dyes, perfumes, and lacquers. Both *cis*- and *trans*-1,2-dichloroethene are moderately flammable and react with alkalies to form chloracetylene gas, which spontaneously ignites in air. Additionally, *cis*- and *trans*-1,2-dichloroethene react violently with potassium hydroxide, sodium, and sodium hydroxide and form shock-sensitive explosives when combined with dinitrogen tetraoxide (Sax and Lewis, 1989). 1,2-Dichloroethene emits chlorine gas when heated to decomposition.

Because of its volatility, the primary route of 1,2-dichloroethene exposure to humans is by inhalation. Exposure to 1,2-dichloroethene may occur as a result of releases from production and use facilities, contaminated waste disposal sites and wastewaters, and burning of polyvinyl and vinyl copolymers (ATSDR, 1990). 1,2-Dichloroethene contaminates groundwater supplies by leaching from waste disposal sites. Therefore, human oral, dermal, and inhalation exposure can occur from drinking, using, and breathing vapors from 1,2-dichloroethene contaminated supplies and delivery systems.

2. METABOLISM AND DISPOSITION

2.1 ABSORPTION

Sato and Nakajima (1987) reported that the blood/air partition coefficients at 37°C for *cis*-1,2-dichloroethene and *trans*-1,2-dichloroethene were 9.2 and 5.8, respectively, but tissue/blood partition coefficients have not been reported. In addition, Filser and Bolt (1979) have reported that during inhalation exposure, *cis*-1,2-dichloroethene and *trans*-1,2-dichloroethene reach whole-body equilibrium within 1.5-2 hours. EPA (1980) has estimated that the absorption of 1,2-dichloroethene following oral exposure is virtually complete and is approximately 35-50% following inhalation exposure. Other information on the absorption of 1,2-dichloroethene was not available, but studies that describe histological changes to the heart and liver following treatment with *trans*-1,2-dichloroethene (Freundt et al., 1977) provide indirect evidence of absorption.

2.2 DISTRIBUTION

Information on the distribution of *cis*-1,2-dichloroethene or *trans*-1,2-dichloroethene following absorption was not available. However, studies that describe histological changes to the heart and liver following *trans*-1,2-dichloroethene treatment provides indirect evidence that distribution occurs to these organs (Freundt et al., 1977).

2.3 METABOLISM

The metabolism of 1,2-dichloroethene is mediated by the mixed function oxidase system. In vitro studies have established that chlorinated epoxides of 1,2-dichloroethene, formed through a Type I interaction with cytochrome P-450, are the initial products of metabolism (Costa and Ivanetich, 1982). The epoxides are transformed to dichloroacetaldehyde either by spontaneous rearrangement or through the action of epoxide hydrolase (Costa and Ivanetich, 1984; Henschler, 1977; Liebman and Ortiz, 1977). Secondary metabolism of the aldehyde produced from *cis*-1,2-dichloroethene by mitochondrial and cytosolic aldehyde and alcohol dehydrogenases yields primarily dichloroethanol with minor concentrations of dichloroacetate. In contrast, metabolism of the aldehyde produced from *trans*-1,2-dichloroethene yields primarily dichloroacetate with only minor amounts of dichloroethanol (Costa and Ivanetich, 1984).

2.4 EXCRETION

Information on the excretion of *cis*-1,2-dichloroethene and *trans*-1,2-dichloroethene was not available.

3. NONCARCINOGENIC HEALTH EFFECTS

3.1 ORAL EXPOSURES

3.1.1 Acute Toxicity

3.1.1.1 Human

Information on the acute oral toxicity of *cis*-1,2-dichloroethene or *trans*-1,2-dichloroethene in humans was not available.

3.1.1.2 Animal

Studies on the acute oral toxicity of *cis*-1,2-dichloroethene to animals are not available. Freundt et al. (1977) reported that the LD₅₀ of *trans*-1,2-dichloroethene in Wistar rats treated by gavage was 1 mL/kg (1263 mg/kg). Additional details of the study were not provided. Hayes et al. (1987) reported that the LD₅₀ of *trans*-1,2-dichloroethene in Sprague-Dawley rats was 7902 mg/kg in males and 9939 mg/kg in females. The severity of ataxia and depression of the central nervous system and respiratory system were dose related.

Barnes et al. (1985) reported that the LD₅₀ of CD-1 mice treated with *trans*-1,2-dichloroethene by gavage was 2122 mg/kg for males and 2391 mg/kg for females. Dose-related signs of clinical toxicity, ataxia, suppressed righting reflex, and respiratory depression were observed. Barnes et al. (1985) also reported the results of a 14-day study in which male CD-1 mice were treated daily by gavage with 0, 21 or 210 mg/kg/day *trans*-1,2-dichloroethene. No significant differences relative to control mice were observed with respect to weight gain or body, brain, liver, spleen, lung, thymus, kidney, or testes weight. A significant 12% decrease in plasma fibrinogen and a 7% decrease in plasma prothrombin time were reported for mice treated with 210 mg/kg/day 1,2-dichloroethene. The hemoglobin, hematocrit, white blood cell count, blood urea nitrogen, lactic acid dehydrogenase activity, and serum glutamic pyruvate transaminase (SGPT) activity were not

affected by treatment (Barnes et al., 1985). In a concurrent study, Shopp et al. (1985) reported that *trans*-1,2-dichloroethene did not affect the humoral immune status of male and female CD-1 mice.

Kallman et al. (1983) reported that the LD₅₀ of mice exposed for 7 days to a mixture of both isomers of 1,2-dichloroethene was 1000 mg/kg.

3.1.2 Subchronic Toxicity

3.1.2.1 Human

Information on the subchronic oral toxicity of *cis*-1,2-dichloroethene or *trans*-1,2-dichloroethene in humans was not available.

3.1.2.2 Animal

EPA (1990b; McCauley et al., n.d.) reported in an unpublished study that a dose of 32 mg/kg/day of *cis*-1,2-dichloroethene by gavage for 90 days decreased the hemoglobin and hematocrit of rats. Additional information on this study was not available.

Hayes et al. (1987) reported the results of a study using male and female Sprague-Dawley rats that received doses of 500, 1500, or 3000 mg/kg *trans*-1,2-dichloroethene in their drinking water for 90 days. The authors reported that other than a dose-dependent decrease in the absolute and relative kidney weight of female rats treated with 1500 and 3000 mg/kg (equivalent to 1257 and 2809 mg/kg/day, respectively), signs of toxicity were not observed in clinical chemistry, hematology or urinalysis parameters, body or organ weights, or organ histopathology. No *trans*-1,2-dichloroethene-related deaths of rats were reported.

Barnes et al. (1985) conducted a study in which groups of 140 male and 140 female CD-1 mice received 0.1, 1.0, or 2.0 mg/mL *trans*-1,2-dichloroethene in their drinking water for 90 days. These doses were equivalent to 16.8, 175, or 387 mg/kg/day for male mice and 22.6, 224, or 452 mg/kg/day for female mice. The results of *trans*-1,2-dichloroethene treatment were compared with groups of 240 male and 240 female CD-1 control mice. No dose-related treatment effects, either between or within sexes of mice, were reported. However, a significant increase in the absolute and relative liver weight of male mice treated with 175 mg/kg/day and a significant decrease in the absolute and relative lung and thymus weights of female mice treated with 452 mg/kg/day *trans*-1,2-dichloroethene were observed. Male mice treated with 16.8 and 175 mg/kg/day *trans*-1,2-dichloroethene had a significant decrease in plasma prothrombin time, and male mice treated with 175 or 387 mg/kg/day had a significant increase in serum glucose and alkaline phosphatase (AP) activity. Male mice treated with 387 mg/kg/day *trans*-1,2-dichloroethene had decreased hepatic glutathione levels. Female mice treated with 224 mg/kg/day *trans*-1,2-dichloroethene had a significant increase in the total white blood cell count, and female mice treated with 224 or 452 mg/kg/day had a significant decrease in serum calcium and the activities of SGPT and serum glutamic oxaloacetate transaminase.

The hepatic activity of aniline hydroxylase was decreased in all three female mouse treatment groups and in male mice treated with 175 mg/kg/day *trans*-1,2-dichloroethene. Male mice treated with 175 mg/kg/day and female mice treated with 224 mg/kg/day had decreased activity of hepatic aminopyrine N-demethylase. No treatment-related effects to the activities of total cytochrome P-450 or cytochrome b5 in male or female mice were found.

Studies that assessed the humoral immune status of CD-1 male and female mice, conducted in conjunction with the Barnes et al. (1985) 90-day drinking water study, were reported by Shopp et al. (1985). Four days after the start of treatment with 16.8, 175 or 387 mg/kg/day *trans*-1,2-dichloroethene, the number of antibody forming cells per spleen of male mice challenged with concanavalin A was significantly ($p < 0.05$) decreased relative to the dose. By day 5 of treatment, only male mice treated with 387 mg/kg/day *trans*-1,2-dichloroethene had decreased antibody forming cells. The number of antibody forming cells was not affected by *trans*-1,2-dichloroethene treatment in female mice, and the hemagglutination titers to sheep red blood cells were not affected in either sex. However, female mice treated with 452 mg/kg/day *trans*-1,2-dichloroethene had an

enhanced spleen lymphocyte response to lipopolysaccharide stimulation. In addition, spleen lymphocyte responsiveness in the absence of lipopolysaccharide was decreased in female mice treated with 224 and 452 mg/kg/day *trans*-1,2-dichloroethene.

3.1.3 Chronic Toxicity

Information on the chronic oral toxicity of *cis*-1,2-dichloroethene or *trans*-1,2-dichloroethene in humans or animals was not available.

3.1.4 Developmental and Reproductive Toxicology

Information on the developmental and reproductive toxicity of *cis*-1,2-dichloroethene or *trans*-1,2-dichloroethene in humans or animals was not available.

3.1.5 Reference Dose

3.1.5.1 Subchronic

cis-1,2-Dichloroethene

ORAL RfD _s :	1.00E-01 mg/kg/day (EPA, 1994a)
UNCERTAINTY FACTOR:	300
NOAEL/LOAEL:	32 mg/kg/day
VERIFICATION DATE:	See Comments of chronic <i>cis</i> -1,2-dichloroethene Oral RfD
PRINCIPAL STUDY:	McCauley et al., n.d.

COMMENTS: The RfD is based on decreased hemoglobin and hematocrits in rats that received *cis*-1,2-dichloroethene by gavage for 90 days. Further information on this study was not available.

trans-1,2-Dichloroethene

ORAL RfD _s :	2.00E-01 mg/kg/day (EPA, 1994a)
UNCERTAINTY FACTOR:	100
MODIFYING FACTOR:	1
NOAEL:	0.1 mg/L (17 mg/kg/day)
LOAEL:	1 mg/L (175 mg/kg/day)
PRINCIPAL STUDY:	Barnes et al., 1985.

COMMENTS: The LOAEL was based on increased serum alkaline phosphatase activity in mice that received 175 mg/kg/day *trans*-1,2-dichloroethene in their drinking water. The uncertainty factor accounts for interspecies variability between humans and animals (10) and for the protection of sensitive individuals (10).

3.1.5.2 Chronic

cis-1,2-Dichloroethene

ORAL RfD:	1.00E-02 mg/kg/day (EPA, 1994a)
UNCERTAINTY FACTOR:	3000
NOAEL/LOAEL:	32 mg/kg/day
CONFIDENCE:	
Study:	Pending
Data Base:	Pending
RfD:	Pending

VERIFICATION DATE: See Comments

PRINCIPAL STUDY: McCauley et al., n.d.

COMMENTS: The RfD is based on decreased hemoglobin and hematocrits in rats that received *cis*-1,2-dichloroethene by gavage for 90 days. Further information on this study was not available. The RfD is under review and subject to change.

trans-1,2-Dichloroethene

ORAL RfD:	2.00E-02 mg/kg/day (EPA, 1994b)
UNCERTAINTY FACTOR:	1000
MODIFYING FACTOR:	1
NOAEL:	0.1 mg/L (17 mg/kg/day)
LOAEL:	1 mg/L (175 mg/kg/day)
CONFIDENCE:	
Study:	Medium
Data Base:	Low
RfD:	Low

VERIFICATION DATE: 4/20/88

PRINCIPAL STUDY: Barnes et al., 1985.

COMMENTS: The LOAEL was based on increased serum alkaline phosphatase activity in mice that received 175 mg/kg/day *trans*-1,2-dichloroethene in their drinking water. The uncertainty factor accounts for interspecies variability between humans and animals (10), for the protection of sensitive individuals (10), and for extrapolation from subchronic to chronic exposure (10).

3.2 INHALATION EXPOSURES

3.2.1 Acute Toxicity

3.2.1.1 Human

Specific information on the acute inhalation toxicity of *cis*-1,2-dichloroethene or *trans*-1,2-dichloroethene to humans was not available; however, it has been reported that humans exposed to high concentrations of 1,2-dichloroethene develop clinical symptoms of nausea, drowsiness, dizziness, fatigue, and eye irritation (ATSDR, 1990).

3.2.1.2 Animal

Freundt et al. (1977) reported that groups of six adult female Wistar rats exposed to *trans*-1,2-dichloroethene at concentrations of 200, 1000, or 3000 ppm for 8 hours or to 200 ppm 5 days/week for 1 or 2 weeks developed fat accumulation in the hepatocytes and Kupffer cells of the liver and capillary hyperemia of the lung. Rats exposed to 1000 ppm *trans*-1,2-dichloroethene for 8 hours had significantly decreased ($p < 0.05$) serum concentrations of albumin and urea nitrogen and decreased alkaline phosphatase activity. (These results are of questionable biological significance because none were outside the established normal range for the species.) In addition, rats exposed to 3000 ppm *trans*-1,2-dichloroethene developed fibrous swelling and hyperemia of the cardiac muscle.

Freundt and Macholz (1978) reported the results of studies in which adult female SPF Wistar rats were exposed for 8 hours to concentrations of 0, 200, 600, 1000, or 3000 ppm *cis*-1,2-dichloroethene and *trans*-1,2-dichloroethene. Although the inhalation treatment of rats with either isomer of 1,2-dichloroethene produced a significant ($p < 0.05$) and dose-dependent increase in the hexobarbital sleeping time and zoxazolamine paralysis time, the effects produced by *cis*-1,2-dichloroethene were greater than those of *trans*-1,2-dichloroethene. In addition, both isomers of 1,2-dichloroethene produced a significant ($p < 0.05$) and dose-dependent reversible inhibition in the formation of free aminoantipyrene. Freundt and Macholz (1978) also reported that the addition of 1000 ppm *trans*-1,2-dichloroethene to rat microsomes competitively inhibited the N-demethylation of aminopyrene and the O-demethylation of *p*-nitroanisole.

3.2.2 Subchronic Toxicity

3.2.2.1 Human

Information on the subchronic inhalation toxicity of *cis*-1,2-dichloroethene or *trans*-1,2-dichloroethene in humans was not available.

3.2.2.2 Animal

Information on the subchronic inhalation toxicity of *cis*-1,2-dichloroethene to animals was not available. Freundt et al. (1977) exposed two groups of six adult female Wistar rats to *trans*-1,2-dichloroethene for 8 or 16 weeks and compared the results to concurrent control rats. The rats were exposed to atmospheric concentrations of 200 ppm 8 hours/day, 5 days/week. At the end of each exposure period, the liver, lungs, kidneys, spleen, brain, quadriceps muscle, and sciatic nerve were removed and examined microscopically. Following 8 or 16 weeks of 1,2-dichloroethene exposure, fatty degeneration of the hepatocytes and Kupffer cells of 3/6 treated rats, as well as capillary hyperemia of the lung in 6/6 rats were observed.

3.2.3 Chronic Toxicity

Information on the chronic inhalation toxicity of *cis*-1,2-dichloroethene or *trans*-1,2-dichloroethene in humans or animals was not available.

3.2.4 Developmental and Reproductive Toxicity

Information on the developmental and reproductive toxicity of *cis*-1,2-dichloroethene or *trans*-1,2-dichloroethene in humans or animals following inhalation exposure was not available.

3.2.5 Reference Concentration

Reference concentrations for *cis*-1,2-dichloroethene and *trans*-1,2-dichloroethene have not been derived.

3.3 OTHER ROUTES OF EXPOSURE

Information on the toxicity of *cis*-1,2-dichloroethene or *trans*-1,2-dichloroethene from routes of exposure other than oral or inhalation was not available.

3.4 TARGET ORGANS/CRITICAL EFFECTS

3.4.1 Oral Exposures

3.4.1.1 Primary target organs

cis-1,2-Dichloroethene

The McCauley et al. (n.d.) study describes decreased hemoglobin and hematocrits in rats following treatment with *cis*-1,2-dichloroethene. However, the assessment of *cis*-1,2-dichloroethene target organ toxicity is precluded because the study is unpublished.

trans-1,2-Dichloroethene

Liver: Treatment of CD-1 mice with *trans*-1,2-dichloroethene by gavage or in the drinking water decreased the plasma fibrinogen and prothrombin time. Male mice treated for 90 days with 175 or 387 mg/kg/day *trans*-1,2-dichloroethene had increased serum AP activities, and male mice treated with 387 mg/kg/day had decreased hepatic glutathione levels.

3.4.1.2 Other target organs

trans-1,2-Dichloroethene

Central Nervous System: Treatment of male and female CD-1 mice decreased the righting reflex of mice and produced ataxia and respiratory depression.

3.4.2 Inhalation Exposures

3.4.2.1 Primary target organs

1,2-Dichloroethene - Isomeric Mixture

Central Nervous System: Humans acutely exposed to high concentrations of 1,2-dichloroethene have been reported to develop nausea, dizziness, fatigue, and drowsiness.

cis-1,2-Dichloroethene

Liver: Exposure of rats to 1000 ppm *cis*-1,2-dichloroethene produced a dose-dependent increase in the hexobarbital sleeping time and zoxazolamine paralysis time.

trans-1,2-Dichloroethene

Liver: *trans*-1,2-dichloroethene has been reported to decrease serum albumin, increase the hexobarbital sleeping time and zoxazolamine paralysis time, inhibit the N-demethylation of aminopyrine and the O-demethylation of *p*-nitroanisole, and produce fatty degeneration of hepatocytes of rats.

3.4.2.2 Other target organs

1,2-Dichloroethene - Isomeric mixture

Eyes: Humans acutely exposed to high concentrations of 1,2-dichloroethene have been reported to develop eye irritation.

cis-1,2-Dichloroethene

Because of the lack of available information, secondary target organs cannot be described.

trans-1,2-Dichloroethene

1. Lungs: Rats exposed to *trans*-1,2-dichloroethene developed capillary hyperemia of the lung.
2. Heart: Rats exposed to *trans*-1,2-dichloroethene developed fibrous swelling and hyperemia of the cardiac muscle.

4. CARCINOGENICITY

4.1 ORAL EXPOSURES

Information on the carcinogenicity of *cis*-1,2-dichloroethene or *trans*-1,2-dichloroethene following oral exposure in humans or animals was not available.

4.2 INHALATION EXPOSURES

Information on the carcinogenicity of *cis*-1,2-dichloroethene or *trans*-1,2-dichloroethene following inhalation exposure in humans or animals was not available.

4.3 OTHER ROUTES OF EXPOSURE

Information on the carcinogenicity of *cis*-1,2-dichloroethene or *trans*-1,2-dichloroethene from other routes of exposure in humans or animals was not available.

4.4 EPA WEIGHT-OF-EVIDENCE

cis-1,2-Dichloroethene

Classification: D; not classifiable as to human carcinogenicity (EPA, 1994b).
Basis: No data in humans or animals and essentially negative results in mutagenicity assays.

trans-1,2-Dichloroethene

Classification: D; not classifiable as to human carcinogenicity (EPA, 1994b).
Basis: No data in humans or animals and essentially negative results in mutagenicity assays.

4.5 SLOPE FACTORS

4.5.1 Oral

Oral slope factors have not been calculated for *cis*-1,2-dichloroethene or for *trans*-1,2-dichloroethene.

4.5.2 Inhalation

Inhalation slope factors have not been calculated for *cis*-1,2-dichloroethene or for *trans*-1,2-dichloroethene.

5. REFERENCES

- ATSDR (Agency for Toxic Substances and Disease Registry). 1990. *Draft Toxicological Profile for 1,2-dichloroethene*. Prepared by Clement Assoc., Inc. under contract 205-88-0608. U.S. Public Health Service, Agency for Toxic Substances and Disease Registry, Atlanta, GA, p. 1-101.
- Barnes, D.W., V.M. Sanders, K.L. White, G.M. Shopp and A.E. Munson. 1985. Toxicology of *trans*-1,2-dichloroethylene in the mouse. *Drug and Chem. Toxicol.* 8(5): 373-392.
- Budavari, S., M.J. O'Neil, A. Smith and P.E. Heckelman. 1989. In: *The Merck Index*, 11th ed., Merck & Co., Inc., Rahway, NJ, p. 15.
- Costa, A.K. and K.M. Ivanetich. 1982. The 1,2-dichloroethylenes: Their metabolism by hepatic cytochrome P-450 *in vitro*. *Biochem. Pharmacol.* 31: 2083-2092.
- Costa, A.K. and K.M. Ivanetich. 1984. Chlorinated ethylenes: Their metabolism and effect on DNA repair in rat hepatocytes. *Carcinogenesis* 5: 1629-1636.

- Filser, J.G. and H.M. Bolt. 1979. Pharmacokinetics of halogenated ethylenes in rats. *Arch. Toxicol.* 42: 123-136. (Cited in ATSDR, 1990.)
- Freundt, K.J. and J. Macholz. 1978. Inhibition of mixed function oxidases in rat liver by *trans*- and *cis*-1,2-dichloroethene. *Toxicology* 10: 131-139.
- Freundt, K.J., G.P. Liebaltd and E. Lieberwirth. 1977. Toxicity studies on *trans*-1,2-dichloroethene. *Toxicology* 7: 141-153.
- Hayes, J.R., L.W. Condie, J.L. Egle and J.F. Borzelleca. 1987. The acute and subchronic toxicity in rats of *trans*-1,2-dichloroethene in drinking water. *J. Am. Coll. Toxicol.* 6(4): 471-478.
- Henschler, D. 1977. Metabolism and mutagenicity of halogenated olefins -- A comparison of structure and activity. *Environ. Health Perspec.* 21: 61-64.
- Kallman, M.J., M.R. Lynch and M.R. Landauer. 1983. Taste aversions to several halogenated hydrocarbons. *Neurobehav. Toxicol. Teratol.* 5: 23-27. (Cited in ATSDR, 1990.)
- Liebman, K.C. and E. Ortiz. 1977. Metabolism of halogenated ethylenes. *Environ. Health Perspec.* 21: 91-97.
- McCauley, P.T., M. Robinson, L.W. Condie and M. Parvell. n.d. *The effects of subacute and subchronic oral exposure to cis-1,2-dichloroethylene in rats.* Health Effects Research Laboratory, EPA, Cincinnati, OH.
- Sato, A. and T. Nakajima. 1987. Pharmacokinetics of organic solvent vapors in relation to their toxicity. *Scand. J. Work Environ. Health* 13: 81-93.
- Sax, N.I. and R.J. Lewis. 1989. In: *Properties of Industrial Materials*, 7th ed., Volume III, Van Nostrand Reinhold Co., New York, NY, p. 1152.
- Shopp, G.M., V.M. Sanders, K.L. White and A.E. Munson. 1985. Humoral and cell-mediated immune status of mice exposed to *trans*-1,2-dichloroethylene. *Drug Food Chem. Toxicol.* 8(5): 393-407.
- Stevens, V.L. 1979. 1,2-Dichloroethylene. In: *Kirk-Othmer encyclopedia of Chemical Technology*, 3rd ed., Vol. 5. M. Grayson and D. Eckroth, eds., John Wiley and Sons, New York, NY, pp. 742-745.
- U.S. Environmental Protection Agency (EPA). 1980. *Ambient Water Quality Criteria for Dichloroethylenes.* Environmental Criteria and Assessment Office, Cincinnati, OH. EPA 440/5-80-041. NTIS PB 81-117525.
- U.S. Environmental Protection Agency (EPA). 1994a. *Health Effects Assessment Summary Tables (HEAST)*, Annual FY-94. Prepared by the Environmental Criteria and Assessment Office, Office of Health and Environmental Assessment, Cincinnati, OH for the Office of Emergency and Remedial Response, Washington, DC.
- U.S. Environmental Protection Agency (EPA). 1994b. Integrated Risk Information System (IRIS). Environmental Criteria and Assessment Office, Office of Health and Environmental Assessment, Cincinnati, OH.
- Weast, R.C., Ed. 1988. In: *CRC (Chemical Rubber Company) Handbook for Chemistry and Physics*, 69th ed. M.J. Astle and W.H. Beyer, Assoc. Ed., CRC Press, Inc., Boca Raton, FL. p. C-56.

**TOXICITY SUMMARY FOR
TRICHLOROETHENE**

MARCH 1993

Prepared by

Rosmarie A. Faust, Ph.D
Chemical Hazard Evaluation Group
Biomedical Environmental Information Analysis Section
Health and Safety Research Division
Oak Ridge National Laboratory*
Oak Ridge, Tennessee

Prepared for

OAK RIDGE RESERVATION ENVIRONMENTAL
RESTORATION PROGRAM

*Managed by Martin Marietta Energy Systems, Inc., for the U.S. Department of Energy under Contract No. DE-AC05-84OR21400

EXECUTIVE SUMMARY

Trichloroethene (TCE) is an industrial solvent used primarily in metal degreasing and cleaning operations. TCE can be absorbed through the lungs, mucous membranes, gastrointestinal tract, and the skin. TCE is extensively metabolized in humans to trichloroacetic acid and trichloroethanol, as well as to several minor metabolites, with most of the absorbed dose excreted in urine (ATSDR, 1989; U.S. EPA, 1985).

Human and animal data indicate that exposure to TCE can result in toxic effects on a number of organs and systems, including the liver, kidney, blood, skin, immune system, reproductive system, nervous system, and cardiovascular system. In humans, acute inhalation exposure to TCE causes central nervous system symptoms such as headache, dizziness, nausea, and unconsciousness (U.S. EPA, 1985). Among the reported effects from occupational exposure studies are fatigue, light-headedness, sleepiness, vision distortion, abnormal reflexes, tremors, ataxia, nystagmus, increased respiration, as well as neurobehavioral or psychological changes. Cardiovascular effects include tachycardia, extrasystoles, EKG abnormalities, and precordial pain (Landrigan et al., 1987; Grandjean et al., 1955; Milby, 1968). The use of TCE as an anesthetic has been associated with cardiac arrhythmias (U.S. EPA, 1985).

Cases of severe liver and kidney damage, including necrosis, have been reported in humans following acute exposure to TCE (Defalque, 1961), but these effects generally are not associated with long-term occupational exposures. In animals, TCE has produced liver enlargement with hepatic biochemical and/or histological changes (Nomiya et al., 1986; Kjellstrand et al., 1981, 1983; Stott et al., 1982; Tucker et al., 1982) and kidney enlargement, renal tubular alterations and/or toxic nephropathy (NTP, 1982, 1986a, 1988). Also observed in animals were hematological effects (Tucker et al., 1982; Mazza and Brancaccio, 1967) and immunosuppression (Sanders et al., 1982). Inhalation studies with rats indicate that TCE is a developmental toxicant causing skeletal ossification anomalies and other effects consistent with delayed maturation (Healy et al., 1982; Dorfmueller et al., 1979). TCE may cause dermatitis and dermographism (U.S. EPA, 1985).

Reference Doses (RfDs) and Reference Concentrations (RfCs) for subchronic and chronic oral and inhalation exposure to TCE are presently under review by EPA (U.S. EPA, 1992a).

Epidemiologic studies have been inadequate to determine if a correlation exists between exposure to TCE and increased cancer risk. Chronic oral exposure to TCE increased the incidences of hepatocellular carcinomas in mice and renal adenocarcinomas and leukemia in rats (NTP, 1988; Maltoni et al., 1986; NTP, 1986a, 1982; NCI, 1976). Chronic inhalation exposure induced lung and liver tumors in mice and testicular Leydig cell tumors in rats (Maltoni et al., 1986, 1988; Fukuda et al., 1983; Bell et al., 1978). Although U.S. EPA's Science Advisory Board recommended a weight-of-evidence classification of C-B2 continuum (C = possible human carcinogen; B2 = probable human carcinogen), the agency has not adopted a current position on the weight-of-evidence classification (U.S. EPA, 1992b). In an earlier evaluation, TCE was assigned to weight-of-evidence Group B2, probable human carcinogen, based on tumorigenic responses in rats and mice for both oral and inhalation exposure and on inadequate data in humans (U.S. EPA, 1987, 1990). Carcinogen slope factors are $1.1\text{E-}2 \text{ (mg/kg/day)}^{-1}$ and $6.0\text{E-}3 \text{ (mg/kg/day)}^{-1}$ for oral and inhalation exposure, respectively. The corresponding unit risks are $3.2\text{E-}7 \text{ (}\mu\text{g/L)}^{-1}$ and $1.7\text{E-}6 \text{ (}\mu\text{g/m}^3\text{)}^{-1}$, respectively (U.S. EPA, 1992b).

1. INTRODUCTION

Trichloroethene (trichloroethylene; TCE; CAS No. 79-01-6) is a colorless, highly volatile liquid that is miscible with water and a number of organic solvents (U.S. EPA, 1985). It has a molecular weight of 131.4, a boiling point of 87°C, and a density of 1.4642 at 20/4°C (Weast, 1989). TCE is a man-made chemical and is not known to occur naturally. It is mainly used as a solvent in industrial degreasing and cleaning of metals, but is also used as a solvent for waxes, fats, resins, and oils, and in numerous other applications. Prior to 1977, TCE had been used as an anesthetic, grain fumigant, disinfectant, and extractant of spice oleoresins in food and of caffeine in the production of decaffeinated coffee. Workers in the vapor degreasing industry appear to be exposed to the highest atmospheric levels of TCE. TCE has been detected in both surface and ground waters; however, most (80-95%) TCE used is released to the atmosphere by evaporative losses (ATSDR, 1989).

The evaluation of the toxicity of TCE is complicated by the presence or absence of stabilizers. Industrial grade TCE usually contains stabilizers such as triethylamine, triethanolamine, epichlorohydrin, or stearates, chemicals that can be toxic by themselves. In the absence of stabilizers, TCE readily decomposes to dichloroacetylene, phosgene, carbon monoxide, and hydrogen chloride. These decomposition products are also toxic (O'Donoghue, 1985).

2. METABOLISM AND DISPOSITION

2.1. ABSORPTION

Trichloroethene can be absorbed through the lungs, digestive tract, skin, and mucous membranes. The primary route of human exposure to the chemical is through pulmonary uptake, which is rapid but requires about 8 hours to reach tissue equilibrium. The total dose absorbed is directly proportional to the concentration in inspired air, and for a given concentration, body burden increases with duration and frequency of exposure, and with exercise (U.S. EPA, 1985). After ingestion, 90-95% of a dose of 40-60 mg/kg was recovered in expired air and in urine of rats, suggesting almost complete absorption of the compound (Daniel, 1963). Tsuruta (1978) estimated skin absorption by *in vivo* and *in vitro* techniques and reported rates of 7.82 to 12.1 $\mu\text{g}/\text{min}/\text{cm}^2$ in mice.

2.2. DISTRIBUTION

Following uptake into the body, TCE is rapidly distributed from blood to all tissues, particularly adipose tissue, and appears in sweat and saliva (U.S. EPA, 1985). TCE readily passes through the placenta and was detected in the blood of babies at birth after the mothers had received TCE anesthesia (Laham, 1970).

2.3. METABOLISM

The principal site of TCE metabolism is the liver, although metabolism may also occur in the lungs, kidneys, spleen, and small intestine (ATSDR, 1989). The initial biotransformation may involve the formation of two intermediates, TCE epoxide and chloral. In man and animals, TCE is extensively metabolized to trichloroacetic acid, trichloroethanol, and trichloroethanol glucuronide. Several minor metabolites have also been identified, including oxalic acid, dichloroacetic acid, N-(hydroxyacetyl)-aminoethanol, and carbon dioxide. Reactive intermediate metabolites, such as the epoxide, covalently bind to cellular macromolecules, principally protein and to a much smaller extent, DNA. It is estimated that humans metabolize between 40 and 75% of the retained dose (U.S. EPA, 1985). At relatively low TCE concentrations, saturation of TCE metabolism has not been demonstrated in humans. However, both oral and inhalation studies have provided evidence for saturation of TCE metabolism in rats (ATSDR, 1989). There are quantitative differences in the rates of metabolism in different species. For example, mice metabolize TCE at a greater rate than rats and as a result produce more tissue-binding metabolites in the liver and kidney when compared to rats (Stott et al., 1982).

2.4. EXCRETION

TCE is eliminated by two major processes, liver metabolism with subsequent elimination of metabolites and pulmonary excretion of the parent compound. In humans, most of retained TCE is excreted as urinary metabolites (58%); 5% or more may be excreted in the feces; and about 11% is eliminated through the lungs (ATSDR, 1989). In contrast, when TCE was given by gavage to rats, 10-20% of the dose was excreted in the urine as trichloroacetic acid and trichloroethanol, 0-0.5% as TCE in the feces, and 72-85% as TCE in the expired air (Daniel, 1963).

3. NONCARCINOGENIC HEALTH EFFECTS

3.1. ORAL EXPOSURES

3.1.1. Acute Toxicity

3.1.1.1. Human

Fatalities have been reported following accidental or intentional ingestion of TCE. The lethal oral dose for adults is approximately 7 g/kg (WHO, 1985). Accidental ingestion of TCE has resulted in inebriety, vomiting, diarrhea, collapse and coma, followed by either death or recovery with transient neurological sequelae (amnesia, headache, numbness, weakness of extremities, psychosis or hemiparesis). At autopsy, pulmonary edema and liver and kidney necrosis were observed (Defalque, 1961). Hepatorenal failure was reported in one fatal case of accidental ingestion of TCE (Kleinfield and Tabershaw, 1954). There are indications that the hepatotoxic effects of TCE are enhanced by concomitant exposure to ethanol or isopropyl alcohol (IARC, 1979). Case studies suggest that ingestion of 350-500 mL of TCE can produce cardiac arrhythmias (Dhuner et al., 1957).

3.1.1.2. Animal

Oral LD₅₀s for TCE are 2402 and 2443 mg/kg for male and female mice, respectively, 4920 mg/kg for rats, and 5680 mg/kg for dogs (ATSDR, 1989).

3.1.2. Subchronic Toxicity

3.1.2.1. Human

Information on the subchronic oral toxicity of TCE in humans was unavailable.

3.1.2.2. Animal

Male mice given 250-2400 mg/kg TCE by gavage, 5 days/week for 3 weeks exhibited a dose-related hepatocellular hypertrophy (Stott et al., 1982). Significantly increased liver weights were seen in male CD-1 mice given daily gavage doses of 240 mg/kg/day, but not 24 mg/kg/day, for 14 days (Tucker et al., 1982). The same investigators administered TCE in drinking water to CD-1 mice for 6 months at concentrations of 18-660 mg/kg/day (males) and 18-793 mg/kg/day (females). Treatment-related effects included increased relative liver weights and increased urinary ketone and protein concentrations at 393 mg/kg/day (males) and increased liver and kidney weights at the highest doses in both sexes. Also observed at the highest doses were decreased erythrocyte and leukocyte counts and increased fibrinogen levels in males after 4 and 6 months and shortened prothrombin time in females after 6 months (Tucker et al., 1982).

Sanders et al. (1982) evaluated the immune status of male and female CD-1 mice following exposure to TCE in drinking water at doses of 18-666 mg/kg/day (males) and 18-793 mg/kg/day (females) for 4 or 6 months. The TCE-induced immunotoxic effects observed were more pronounced in females and included depressed cell-mediated response to sheep erythrocytes at ≥ 18 mg/kg after 4 months and at 739 mg/kg/day after 6 months; depressed antibody-forming cell response at ≥ 437 mg/kg/day after 4 months but not after 6 months; and inhibited bone marrow stem cell colonization after 4 and 6 months.

3.1.3. Chronic Toxicity

3.1.3.1. Human

Information on the chronic oral toxicity of TCE in humans was unavailable.

3.1.3.2. Animal

Renal effects characterized as cytomegaly were observed in F344 rats treated by gavage with 500 or 1000 mg/kg/day TCE, 5 days/week for 103 weeks and in B6C3F₁ mice similarly treated with 1000 mg/kg/day (NTP, 1982; 1986a). Also observed in rats were signs of central nervous system (CNS) toxicity, including ataxia, lethargy, convulsions, and hind limb paralysis. These effects were described as sporadic and transient. Cytomegaly of renal tubular cells and toxic nephropathy was seen in ACI, August, Marshall, and Osborne-Mendel rats treated by gavage with 500 or 1000 mg/kg/day for 103-104 weeks (NTP, 1988).

3.1.4. Developmental and Reproductive Toxicity

3.1.4.1. Human

Information on the developmental and reproductive toxicity of TCE in humans following oral exposure was unavailable.

3.1.4.2. Animal

Rats exposed to TCE by gavage in corn oil at doses of 0, 10, 100, or 1000 mg/kg/day for 2 weeks prior to and throughout mating to day 21 of gestation exhibited increased maternal mortality, decreased maternal weight gain, and decreased neonatal survival in the high-dose group (Manson et al., 1984).

Two-generation fertility studies (NTP, 1985, 1986b) exposed male and female F344 rats and CD-1 mice to diets containing 75, 150, or 300 mg/kg/day TCE. In rats, the two higher doses caused a reduction in the number of live pups/litter and the highest dose caused increased testis and epididymis weights (combined) in the F₀ generation. Mice exposed to the highest dose exhibited increased neonatal mortality, increased testis and epididymis weights (combined) in F₁ mice, and reduced sperm motility in F₀ and F₁ mice.

3.1.5. Reference Dose

The development of a Reference Dose for TCE is under review by EPA (U.S. EPA, 1992a).

3.2. INHALATION EXPOSURES

3.2.1. Acute Toxicity

3.2.1.1. Human

Acute inhalation exposure to TCE causes central nervous system symptoms, such as headache, dizziness, nausea, and in some cases unconsciousness. Lower levels may affect visual and motor performance (U.S. EPA, 1985). Case reports reviewed by Grant (1974) indicate that acute exposure to TCE may produce paralysis of the trigeminal nerve or extraocular muscle as well as vision disturbances. It was suggested that the observed visual effects were produced by decomposition products such as dichloroacetylene rather than by TCE. Although permanent central nervous system damage has been reported after exposure to TCE, respiratory and cardiac failure are the likely causes of death following acute inhalation exposure. The use of TCE as an anesthetic has been associated with cardiac arrhythmias, bradycardia, atrial and ventricular premature contractions, and ventricular extrasystole (U.S. EPA, 1985). In controlled studies of human exposure, impairment of psychophysiological function was seen in volunteers exposed to 110 ppm for two 4-hour periods. Exposure to 200 ppm for 7 hours over 5 days produced fatigue and sleepiness (IARC, 1979).

Cases of severe liver damage, including necrosis, resulting from acute occupational exposure to lethal concentrations of TCE have been reported. A few case reports described renal dysfunction and failure resulting from occupational or intentional exposure (U.S. EPA, 1985).

3.2.1.2. Animal

Reported LC₅₀ values for TCE range from 7,480 to 49,000 ppm for mice and from 12,500 to 26,300 ppm for rats (ATSDR, 1989). Rats exposed to 250-4,000 ppm TCE for up to 4 hours exhibited decreased avoidance responses (Kishi et al., 1986). Sensitization of the heart to epinephrine-induced arrhythmia was observed in dogs exposed to 5,000-10,000 ppm for 10 min and in rabbits exposed to 6,000 ppm for 1 hour (U.S. EPA, 1985). Chakrabarti and Tuchweber (1988) reported that rats exposed to 1,000 or 2,000 ppm TCE for 6 hours exhibited significantly increased urinary levels of gamma-glutamyltranspeptidase activity, and glucose and protein concentrations, which are biochemical changes indicative of renal injury.

3.2.2. Subchronic Toxicity

3.2.2.1. Human

Landrigan et al. (1987) reported that seven of nine TCE-exposed workers involved in a metal degreasing operation experienced fatigue, light-headedness, sleepiness, shortness of breath, dyspnea on exertion, palpitations, nausea, and headache. Similar symptoms were not reported in non-exposed controls. The mean duration of employment of exposed workers was 4.4 years. Breathing zone levels of TCE for the five workers who were exposed to the highest TCE concentrations ranged from 117 to 357 mg/m³ and averaged 89 mg/m³. Short-term peak exposures ranged from 413 to 2000 mg/m³.

Grandjean et al. (1955) evaluated the effects of TCE in 50 workers who had been occupationally exposed for an average of 3.75 years. Signs of severe neurological disturbances (vision distortion, abnormal reflexes, slow tremors, ataxia, or nystagmus) occurred in 28% of the exposed workers. Symptoms of autonomic nervous system involvement (excessive respiration, circulatory symptoms, tremors, gastrointestinal upset, palpitations, tachycardia, extrasystoles, precordial pain, and pronounced modification of dermographism) occurred in 36% of the workers. Slight to moderate psychic disturbances (short-term memory loss, slow understanding, emotional instability, and fewer word associations) occurred in 34% of the workers.

In a case study reported by Milby (1968), vomiting and abdominal cramps, as well as an erratic heart beat, an abnormal EKG, sleepiness, weakness, and loss of appetite occurred in a worker who had been exposed to TCE for 1 month. Breathing zone measurements after the incident ranged from 260 to 280 ppm TCE. James (1963) reported fatty degeneration of the liver in a worker who had become addicted to TCE over a 9-year period.

3.2.2.2. Animal

Nomiyama et al. (1986) found significant hepatic dysfunction in male Sprague-Dawley rats continuously exposed to 50, 200, or 800 ppm TCE for 12 weeks. Liver weight, total protein, albumin/globulin ratio, plasma glutamic pyruvate transaminase activity, triglyceride, cholesterol ester ratio, and cholinesterase were affected. Renal dysfunction as indicated by glycosuria and alterations in plasma creatine, urine nitrogen, uric acid, and creatine clearance, as well as concentration-related changes in hematocrit, and erythrocyte, reticulocyte, and erythroblast counts were also seen.

Rats exposed to 55 ppm TCE for 14 weeks exhibited enlarged livers but no other adverse hepatic effects (Kimmerle and Eben, 1973). Increased relative liver weight was the only hepatic effect reported in male and female rats, mice, and gerbils exposed to concentrations up to 150 ppm TCE for 30 days, but the effect was more pronounced in mice than in rats or gerbils (Kjellstrand et al., 1981). Histological alterations of the liver characterized by cellular atrophy were associated with liver enlargement in a study with mice exposed to 37 ppm TCE for 30 days (Kjellstrand et al., 1983).

Haglid et al. (1981) reported that continuous exposure to 60 ppm TCE for 3 months resulted in biochemical and histopathological changes in the brain of Mongolian gerbils. These changes are indicative of astroglial hypertrophy and/or proliferation. Behavioral changes (reduced activity) were seen in rats

exposed for 12 weeks to TCE at concentrations ranging from 100 to 1000 ppm (Silverman and Williams, 1975).

Exposure to 2790 ppm TCE, 4 hours/day, 6 days/week for 45 days caused myelotoxic anemia in rabbits (Mazza and Brancaccio, 1967). A concentration-related decrease in delta-aminolevulinate dehydratase activity (an enzyme involved in heme regulation) was seen in rats continuously exposed to 50, 400, or 800 ppm for 10 days (Fujita et al., 1984).

3.2.3. Chronic Toxicity

3.2.3.1. Human

Bardodej and Vyskocil (1956) evaluated 75 individuals in dry cleaning and metal degreasing workshops who had been exposed to 5-632 ppm TCE for 1-25 years. Prenarcotic symptoms of chronic exposure included headache, sleepiness, a drunken feeling, nausea, and tinnitus. Other symptoms were intolerance to heat and sunlight, hot flashes, perspiration, exaggerated heart beat, respiratory difficulties, reddening of the skin after mechanical or heat insults, intolerance to alcohol, and dermatographism. Cardiovascular effects included vasomotor changes, bradycardia, supraventricular extrasystole, and conduction velocity disturbances. In addition, numerous subjective CNS effects were reported. There was no evidence of liver or kidney damage.

3.2.3.2. Animal

Male Sprague-Dawley rats were exposed to 100, 300, or 600 ppm TCE, 7 hours/day, 5 days/week for 108 weeks. Renal cytokaryomegaly occurred at 300 and 600 ppm, but not at 100 ppm (Maltoni et al., 1988, 1986).

3.2.4. Developmental and Reproductive Toxicity

3.2.4.1. Human

Two studies suggest that medical personnel exposed to various solvents, including TCE, are susceptible to reproductive effects. A survey of operating room personnel in the U.S. showed that women exposed to anesthetic waste gases (containing TCE) were subject to increased risks of spontaneous abortions and congenital abnormalities in their children. Increased risks of congenital abnormalities were also present among non-exposed wives of male operating room personnel (Cohen et al., 1974). Another survey involving 7949 physicians in the United Kingdom revealed a significantly higher frequency of spontaneous abortions in women anesthesiologists compared with non-anesthesiologists. The frequency of minor abnormalities in children of exposed fathers was 3.09% compared with 2.35% for nonexposed fathers (Knill-Jones et al., 1975).

3.2.4.2. Animal

Dorfmüller et al. (1979) exposed female rats to 1800 ppm TCE for two weeks prior to mating and for 20 days during gestation and found no evidence of maternal toxicity, embryotoxicity, severe teratogenicity, or behavioral deficits in the offspring. Offspring of rats exposed during pregnancy alone showed significant increases of skeletal and soft tissue abnormalities. Reduced body weights were seen in offspring of rats with pregestational exposure alone.

Wistar rats exposed to 100 ppm TCE for 4 hours daily on days 8-21 of gestation exhibited increased resorptions, reduced fetal weight gains, and increased frequency of bipartite or absent skeletal ossification centers (Healy et al., 1982). However, Sprague-Dawley rats and Swiss Webster mice exposed to 300 ppm TCE on days 5-15 of gestation exhibited no significant maternal, embryonal, or fetal toxicity and no evidence of teratogenicity (Schwetz et al., 1975).

Sperm abnormalities were reported in mice exposed to 2000 ppm anesthetic-grade TCE vapor, 4 hours/day for 5 days (Land et al., 1979) or to 500 ppm TCE, 7 hours/day for 5 days (Beliles et al., 1980).

3.2.5. Reference Concentration

The development of a Reference Concentration is under review by EPA (U.S. EPA, 1992a).

3.3. OTHER ROUTES OF EXPOSURE

3.3.1. Acute Toxicity

3.3.1.1. Human

Acute dermal exposure to TCE has been associated with reddening and dermatographic skin burns. The vapor may cause general dermatitis (U.S. EPA, 1985). Hypersensitivity to TCE, resulting in severe dermatological abnormalities, such as Steven-Johnson syndrome (erythema multiformis major), was reported in one study (Phoon et al., 1984). A skin condition termed "degreasers' flush" has been reported in workers who had consumed alcohol before or after exposure to TCE (Stewart et al., 1974). Direct contact of TCE vapor or liquid with the eye causes superficial damage to the cornea, but complete recovery occurs within a few days (Grant, 1974).

3.3.1.2. Animals

The dermal LD₅₀ for TCE in rabbits is > 20 mL/kg (Smyth et al., 1969).

3.3.2. Subchronic Toxicity

Information on the subchronic toxicity of TCE by other routes of exposure in humans or animals was unavailable.

3.3.3. Chronic Toxicity

Information on the chronic toxicity of TCE by other routes of exposure in humans or animals was unavailable.

3.3.4. Developmental and Reproductive Toxicity

Information on the developmental and reproductive toxicity of TCE by other routes of exposure in humans or animals was unavailable.

3.4. TARGET ORGANS/CRITICAL EFFECTS

3.4.1. Oral Exposures

3.4.1.1. Primary Target Organs

1. Liver: Mice developed increased liver weight and hepatocellular hypertrophy following oral exposure to TCE.
2. Kidney: Rats and mice developed increased kidney weights, cytomegaly of renal tubular cells, and toxic nephropathy following oral exposure to TCE.

3.4.1.2. Other Target Organs

1. Central nervous system: Chronic oral exposure of rats caused transient CNS effects including ataxia, lethargy, convulsions, and hind limb paralysis.
2. Reproduction: Increased neonatal mortality, increased testis and epididymis weights, and reduced sperm motility was seen in a two-generation fertility study with rats.

3. Hematopoietic system: Rats exposed to TCE in drinking water exhibited decreased erythrocyte and leukocyte counts, increased fibrinogen levels, and shortened prothrombin time.

4. Immune system: Mice exposed to TCE in drinking water exhibited immunotoxic effects characterized by delayed hypersensitivity, suppressed antibody forming cell response, and decreased bone marrow stem cell colonization.

3.4.2. Inhalation Exposures

3.4.2.1. Primary Target Organs

1. Nervous system: CNS symptoms in workers exposed to TCE by inhalation included headache, sleepiness, vision distortion, nausea, abnormal reflexes, tremors, ataxia, nystagmus, and increased respiration. TCE exposure may also cause psychic disturbances such as short-term memory loss and fewer word associations. Subchronic exposure of gerbils induced biochemical and histopathological changes in the brain.

2. Liver: Following inhalation exposure to TCE, rodents developed enlarged livers and biochemical changes indicative of liver damage. Liver damage in humans is primarily associated with acute exposure to TCE. The hepatotoxic effects of TCE are enhanced by concomitant exposure to alcohol.

3. Kidney: Rats developed renal cytotubular megaly following chronic inhalation exposure to TCE.

4. Cardiovascular system: Occupational exposure to TCE has been associated with vasomotor changes, tachycardia, bradycardia, extrasystoles, conduction disturbances, and precordial pain. TCE sensitizes the heart to cardiac arrhythmias.

5. Hematopoietic system: Inhalation of TCE induced myelotoxic anemia in rabbits and produced dose-related changes in several hematological indices in rats.

6. Reproduction: Inhalation studies with rodents indicate that TCE may cause increased resorptions, reduced fetal body weight, and ossification anomalies. Exposure to high concentrations produced sperm abnormalities in mice.

3.4.2.2. Other Target Organs

Skin: Reddening of the skin following mechanical or heat insults and dermographism was seen in workers exposed to TCE by inhalation.

3.4.3. Other Routes of Exposure

Skin: Dermal exposure to TCE may cause general dermatitis and hypersensitivity. "Degreasers' flush" may occur in conjunction with alcohol consumption.

4. CARCINOGENICITY

4.1. ORAL EXPOSURES

4.1.1. Human

Mortality statistics for 1969-1979 in Woburn, Massachusetts revealed a significantly elevated rate of childhood leukemia. Two of the eight municipal wells serving the community were known to be contaminated with TCE and several other chlorinated organic compounds, but the causes of leukemia were not identified in these studies (Kotelchuck and Parker, 1979; Parker and Rosen, 1981).

4.1.2. Animal

Maltoni et al. (1986) treated male and female Sprague-Dawley rats by gavage with TCE (99.9% pure) in olive oil at doses of 50 or 250 mg/kg/day, 4-5 days/week for 52 weeks. There was a dose-related increase in the incidence of leukemia in males, but no increased tumor incidence in females.

Significantly increased incidences of hepatocellular carcinomas occurred in B6C3F₁ mice that were administered time-weighted-average doses of 1170 or 1340 mg/kg/day (males) or 870 or 1740 mg/kg/day (females) by gavage, 5 days/week for 78 weeks. No compound-related carcinogenic effects were found in Osborne-Mendel rats similarly treated with 550 or 1100 mg/kg/day, but this finding was inconclusive because of poor survival. The TCE used in the study was ≥99% pure but contained stabilizers, including epichlorohydrin, a known carcinogen (NCI, 1976).

Studies by NTP (1982, 1986a) showed significantly increased incidences of hepatocellular carcinomas in male and female B6C3F₁ mice treated by gavage with epichlorohydrin-free TCE at a dose of 1000 mg/kg/day, 5 days/week for 103 weeks. F344 rats treated with 1000 mg/kg/day by the same regimen exhibited renal adenomas and adenocarcinomas; this effect was not seen at 500 mg/kg/day or in females at either dose level. Due to poor survival, the results in rats were considered inadequate. A third NTP study (NTP, 1988) exposed groups of male and female ACI, August, Marshall, and Osborne-Mendel rats by gavage to epichlorohydrin-free TCE in corn oil at doses of 0, 500, or 1000 mg/kg, 5 days/week for 103 weeks. There were significantly increased incidences of renal tubular cell neoplasms in low dose male Osborne-Mendel rats and interstitial cell neoplasms of the testis in high-dose Marshall rats. This study also was considered inadequate for assessment of carcinogenic activity because of toxic nephrosis and low survival.

Henschler et al. (1984) compared the carcinogenicity of TCE stabilized with epichlorohydrin (0.8%) or 1,2-epoxybutane (0.8%) to that of industrial-grade TCE in male and female ICR/Ha Swiss mice. TCE was administered daily by gavage (2.4 g/kg, females; 1.8 g/kg, males) for 18 months, with and without the addition of the epoxides. Animals exposed to epichlorohydrin- or 1,2-epoxybutane-stabilized TCE exhibited an increased incidence of papillomas and carcinomas of the forestomach. This effect was not observed without stabilizers.

4.2. INHALATION EXPOSURES

4.2.1. Human

Epidemiologic studies conducted by Axelson et al. (1978), Malek et al. (1979), and Tola et al. (1980) reported no significant excess cancer risks associated with occupational exposure to TCE, but the studies do not permit definite conclusions because of various study limitations such as inadequate latency periods, small sample size, lack of analysis by tumor site, and multiple chemical exposure (ATSDR, 1989; U.S. EPA, 1985). An update of one of the studies (Axelson, 1986) found a slight increase of bladder cancer and lymphomas in an expanded cohort study; however, details of TCE exposure were not given. A retrospective cohort mortality study of dry-cleaning and/or laundry workers (Blair et al., 1979) found significant increases in the incidence of cancer at several sites (lung/bronchi/trachea, cervix, and skin) among a group of 330 deceased workers. This cancer increase was possibly due to dry-cleaning chemicals (carbon tetrachloride, tetrachloroethylene, and TCE) but could not be related to TCE alone. Paddle (1983) examined tumor registry records in Great Britain and found no association between liver cancer and TCE exposure in workers employed in one TCE production facility.

4.2.2. Animal

Bell et al. (1978) reported no carcinogenic effects in Charles River rats exposed to technical grade TCE at concentrations of 0, 100, 300, or 600 ppm, 6 hours/day, 5 days/week for 24 months. Hepatocellular carcinomas were seen in B6C3F₁ mice similarly exposed to TCE, with a greater incidence of tumors occurring in males than in females. The TCE employed contained 0.148% epichlorohydrin and several other additives.

Wistar rats, NMR mice, and Syrian hamsters were exposed to purified TCE at 0, 100, or 500 ppm, 6 hours/day, 5 days/week for 18 months (Henschler et al., 1980). The only statistically significant effect was

an increased incidence of malignant lymphomas in female mice. U.S. EPA (1987) suggested that lymphoma susceptibility may have been enhanced by virus and immunosuppression.

Fukuda et al. (1983) exposed female ICR mice and Sprague-Dawley rats to reagent-grade TCE (containing 0.019% epichlorohydrin) at concentrations of 0, 50, 150, or 450 ppm, 7 hours/day, 5 days/week for 104 weeks. Although there were a number of tumors at several sites in rats and mice, only lung adenocarcinomas were significantly increased in mice at the two highest concentrations compared with controls.

Maltoni et al. (1986, 1988) exposed male and female Sprague-Dawley rats, Swiss mice, and B6C3F₁ mice to 100, 300, or 600 ppm epoxide-free TCE, 7 hours/day, 5 days/week for 104 weeks (rats) or 78 weeks (mice). Statistically significant increased incidences of tumors included testicular Leydig cell tumors in rats at ≥ 100 ppm, lung adenomas in male Swiss mice at ≥ 300 ppm, hepatomas in male Swiss mice at 600 ppm, and lung adenomas in female B6C3F₁ mice at 600 ppm.

4.3. OTHER ROUTES OF EXPOSURE

4.3.1. Human

Information on the carcinogenicity of TCE in humans by other routes of exposure was unavailable.

4.3.2. Animal

Three weekly topical applications of 1 mg TCE for 581 days did not induce skin tumors in female Swiss ICR/ha mice. Negative results were also reported in a tumor initiation assay in which mice received a single dermal application of 1 mg TCE, followed by 3 weekly applications of a phorbol ester for 581 days (Van Duuren et al., 1979).

4.4. EPA WEIGHT-OF-EVIDENCE

Classification: C-B2 continuum (C = possible human carcinogen; B2 = probable human carcinogen) (U.S. EPA, 1992b).

Comment: This classification is a recent recommendation by EPA's Science Advisory Board. However, EPA has not adopted a current position on the weight-of-evidence classification (U.S. EPA, 1992b). An earlier evaluation (U.S. EPA, 1990) classified TCE as a weight-of-evidence B2 chemical, based on tumor responses in rats and mice exposed to TCE by the oral and inhalation routes of exposure. The available epidemiological data were inadequate to refute or demonstrate a human carcinogenic potential (U.S. EPA, 1987).

4.5. CARCINOGENICITY SLOPE FACTORS

4.5.1. Oral

SLOPE FACTOR: 1.1E-2 (mg/kg/day)⁻¹ (U.S. EPA, 1992b)
UNIT RISK: 3.2E-7 (μg/L)⁻¹ (U.S. EPA, 1992b)
PRINCIPAL STUDIES: NCI (1976); NTP (1983); U.S. EPA (1985, 1987, 1988)

COMMENT: The slope factor and unit risk values were provided in U.S. EPA (1985). However, the carcinogenicity files for TCE have been withdrawn from IRIS pending resolution of the weight-of-evidence classification.

4.5.2. Inhalation

SLOPE FACTOR: 6.0E-3 (mg/kg/day)⁻¹ (U.S. EPA, 1992b)
UNIT RISK: 1.7E-6 (μg/m³)⁻¹ (U.S. EPA, 1992b)
PRINCIPAL STUDIES: Maltoni et al. (1986); Fukuda et al. (1983); U.S. EPA (1988)

COMMENT: The slope factor and unit risk values were provided in U.S. EPA (1987). However, the carcinogenicity files for TCE have been withdrawn from IRIS pending resolution of the weight-of-evidence classification.

5. REFERENCES

- ATSDR (Agency for Toxic Substances and Disease Registry). 1989. Toxicological Profile for Trichloroethylene. Prepared by Syracuse Research Corporation, under Contract No. 68-C8-0004 for ATSDR, U.S. Public Health Service. ATSDR/TP-88/24.
- Axelsson, O. 1986. Epidemiological studies of workers with exposure to tri- and tetrachloroethylenes. *Toxicol. Lett.* 31(Supp.): 17.
- Axelsson, O., K. Andersson, C. Hogstedt, et al. 1978. A cohort mortality study on trichloroethylene exposure and cancer mortality. *J. Occup. Med.* 20: 194-196.
- Bardodej, Z. and J. Vyskocil. 1956. The problem of trichloroethylene in occupational medicine: Trichloroethylene metabolism and its effect on the nervous system as a means of hygienic control. *AMA Arch. Ind. Health* 13: 581-592.
- Beliles, R.P., D.J. Brusick and F.J. Mecler. 1980. Teratogenic-mutagenic risk of workplace contaminants: Trichloroethylene, perchloroethylene, and carbon disulfide. Contract No. 210-77-0047. U.S. Department of Health and Human Services, National Institute for Occupational Safety and Health, Cincinnati, OH.
- Bell, Z.G., K.H. Olson and T.J. Benja. 1978. Final Report of Audit Findings of the Manufacturing Chemists Association: Administered Trichloroethylene Chronic Inhalation Study at Industrial Biotest Laboratories, Inc., Decatur, IL. Unpublished. (Cited in U.S. EPA, 1987)
- Blair, A., P. Decoufle and D. Grauman. 1979. Causes of death among laundry and dry cleaning workers. *Am. J. Public Health* 69: 508-511.
- Chakrabarti, S.K. and B. Tuchweber. 1988. Studies of acute nephrotoxic potential of trichloroethylene in Fischer 344 rats. *J. Toxicol. Environ. Health* 23: 147-158.
- Cohen, E.N., B.W. Brown, D.L. Bruce, et al. 1974. Occupational disease among operating room personnel. *Anesthesiology* 41: 321-340.
- Daniel, J.W. 1963. The metabolism of ³⁶Cl-labelled trichloroethylene and tetrachloroethylene in the rat. *Biochem. Pharmacol.* 12: 795-802.
- Defalque, J.R. 1961. Pharmacology and toxicology of trichloroethylene. A critical review of the world literature. *Clin. Pharmacol. Ther.* 2: 665-688. (Cited in IARC, 1979)
- Dhuner, K.G., P. Nordqvist and B. Renstrom. 1957. Cardiac irregularities in trichloroethylene poisoning. *Acta Anaesth. Scand.* 1: 121-135. (Cited in ATSDR, 1989)
- Dorfmüller, M.A., S.P. Henne, R.G. York, et al. 1979. Evaluation of teratogenicity and behavioral toxicity with inhalation exposure of maternal rats to trichloroethylene. *Toxicology* 14: 153-166.
- Fujita, H., A. Koizumi, M. Yamamoto, et al. 1984. Inhibition of delta-aminolevulinic acid dehydratase in trichloroethylene-exposed rats, and the effects on heme regulation. *Biochem. Biophys. Acta* 800: 1-10. (Cited in ATSDR, 1989)
- Fukuda, K., K. Takemoto and H. Tsuruta. 1983. Inhalation carcinogenicity of trichloroethylene in mice and rats. *Ind. Health* 21: 243-254.
- Grandjean, E., R. Munchinger, V. Turrian, et al. 1955. Investigations into the effects of exposure to trichloroethylene in mechanical engineering. *Brit. J. Ind. Med.* 12: 131-142.

- Grant, M.W. 1974. Trichloroethylene. In: Toxicology of the Eye, 2nd ed., Vol. II. C.C. Thomas, Springfield, IL, pp. 1034-1045.
- Haglid, K.G., C. Briving, H.-A. Hanson, et al. 1981. Trichloroethylene: Long-lasting changes in the brain after rehabilitation. *Neurotoxicology* 2: 659-673.
- Healy, T.E.J., T.R. Poole and A. Hopper. 1982. Rat fetal development and maternal exposure to trichloroethylene at 100 ppm. *Br. J. Anaesth.* 54: 337-341.
- Henschler, D., H. Elasser, W. Romer, et al. 1984. Carcinogenicity study of trichloroethylene, with and without epoxide stabilizers in mice. *J. Cancer Res. Clin. Oncol.* 107: 149-156.
- Henschler, D., W. Romer, H.M. Elasser, et al. 1980. Carcinogenicity study of trichloroethylene by long-term inhalation in the animal species. *Arch. Toxicol.* 43: 237-248.
- IARC (International Agency for Research on Cancer). 1979. Trichloroethylene. In: IARC Monographs on the Evaluation of the Carcinogenic Risk of Chemicals to Humans. Some Halogenated Hydrocarbons, Vol. 20. World Health Organization, Lyon, France, pp. 545-572.
- James, W.R.L. 1963. Fatal addiction to trichloroethylene. *Br. J. Ind. Med.* 20: 47-49.
- Kimmerle, G. and A. Eben. 1973. Metabolism, excretion, and toxicology of trichloroethylene after inhalation. 1. Experimental exposures on rats. *Arch. Toxicol.* 30: 115-126.
- Kishi, R., I. Harabuchi, T. Ikeda, et al. 1986. Effects of trichloroethylene vapor on schedule-controlled behavior in relation to blood and brain concentration, dose and time. *Toxicol. Lett.* 31(Suppl.):150.
- Kjellstrand, P., B. Holmquist, P. Alm, et al. 1983. Trichloroethylene: Further studies of the effects on body and organ weights and plasma butyryl cholinesterase activity in mice. *Acta Pharmacol. Toxicol.* 53: 375-384.
- Kjellstrand, P., M. Kanje, L. Manson, et al. 1981. Trichloroethylene: Effects on body and organ weights in mice, rats, and gerbils. *Toxicology* 21: 105-115.
- Kleinfeld, M. and I.R. Tabershaw. 1954. Trichloroethylene toxicity: Report of five fatal cases. *AMA Arch. Ind. Hyg. Occup. Med.* 10: 134-141.
- Knill-Jones, R.P., B.J. Newman and A.A. Spence. 1975. Anaesthetic practice and pregnancy. *Lancet* 2: 807-809.
- Kotelchuck, M. and G. Parker. 1979. Woburn Health Data Analysis, 1969-1979. Massachusetts Department of Health. (Cited in ATSDR, 1989)
- Laham, S. 1970. Studies on placental transfer: Trichloroethylene. *Ind. Med.* 39: 46-49. (Cited in ATSDR, 1989)
- Land, P.E., E.L. Owen and H.W. Linde. 1979. Mouse sperm morphology following exposure to anesthetics during early spermatogenesis. *Anesthesiology* 51: S259.
- Landrigan, P.J., G.F. Stein, J.R. Kominski, et al. 1987. Common-source community and industrial exposure to trichloroethylene. *Arch. Environ. Health* 42: 327-332.
- Malek, B., B. Kremarova and A. Rodova. 1979. An epidemiological study of hepatic tumor incidence in subjects working with trichloroethylene. II. Negative result of retrospective investigations in dry cleaners. *Pracov. Lek.* 31: 124-126. (Cited in ATSDR, 1989)
- Maltoni, C., G. Lefemine and G. Cotti. 1986. Experimental Research on Trichloroethylene Carcinogenesis. C. Maltoni and M.A. Mehlman, Eds., Archives of Industrial Carcinogenesis Series, Vol. V. Princeton Scientific Publishing Co., Princeton, NJ, p. 393. (Cited in ATSDR, 1989)

- Maltoni, C., G. Lefemine, G. Cotti, et al. 1988. Long-term carcinogenicity bioassays on trichloroethylene administered by inhalation to Sprague-Dawley rats and Swiss and B6C3F₁ mice. *Ann. N.Y. Acad. Sci.* 534: 316-342.
- Manson, J.M., M. Murphy, N. Richdale, et al. 1984. Effects of oral exposure to trichloroethylene on female reproductive function. *Toxicology* 32: 229-242.
- Mazza, V. and A. Brancaccio. 1967. Characteristics of the formed elements of the blood and bone marrow in experimental trichloroethylene intoxication. *Folia Med.* 50: 318-324. (Cited in U.S. EPA, 1985)
- Milby, T.H. 1968. Chronic trichloroethylene intoxication. *J. Occup. Med.* 10: 252-254.
- NCI (National Cancer Institute). 1976. Carcinogenesis Bioassay of Trichloroethylene. CAS No. 79-01-6. U.S. Department of Health, Education, and Welfare, National Institutes of Public Health, 76-802. NCI-CG-TR-2.
- Nomiyama, K., H. Nomiyama and H. Arai. 1986. Reevaluation of subchronic toxicity of trichloroethylene. *Toxicol. Lett.* 31(Suppl.): 225.
- NTP (National Toxicology Program). 1982. Carcinogenesis Bioassay of Trichloroethylene in F344 Rats and B6C3F₁ Mice. CAS No. 79-01-6. U.S. Department of Health and Human Services, National Institutes of Health, Bethesda, MD. NTP 81-84, NIH Publ. 82-1799.
- NTP (National Toxicology Program). 1983. Carcinogenesis Bioassay for Trichloroethylene. U.S. Department of Health and Human Services, National Institutes of Health, Bethesda, MD. NTP 243, NIH Publ. 83-01799.
- NTP (National Toxicology Program). 1985. Trichloroethylene: Reproduction and Fertility Assessment in CD-1 Mice When Administered in the Feed. U.S. Department of Health and Human Services, National Institutes of Health, Bethesda, MD. NTP-86-068.
- NTP (National Toxicology Program). 1986a. Toxicology and Carcinogenesis Studies of Trichloroethylene (CAS No. 79-01-6) in F344 Rats and B6C3F₁ Mice. U.S. Department of Health and Human Services, National Institutes of Health, Bethesda, MD. NTP TR 243.
- NTP (National Toxicology Program). 1986b. Trichloroethylene: Reproduction and Fertility Assessment in F344 Rats when Administered in the Feed. Final Report. U.S. Department of Health and Human Services, National Institutes of Health, Bethesda, MD. NTP-86-085.
- NTP (National Toxicology Program). 1988. Toxicology and Carcinogenesis Studies of Trichloroethylene (CAS No. 79-01-6) in Four Strains of Rats (ACI, August, Marshall, Osborne-Mendel) (Gavage Studies). U.S. Department of Health and Human Services, National Institutes of Health, Bethesda, MD. NTP TR 273.
- O'Donoghue, J.L., ed. 1985. Neurotoxicity of Industrial and Commercial Chemicals. CRC Press, Boca Raton, FL, pp. 111-113.
- Paddle, G.M. 1983. Incidence of liver cancer and trichloroethylene manufacture: Joint study by industry and cancer registry. *Br. Med. J.* 286: 846. (Cited in U.S. EPA, 1985)
- Parker, G.S. and S.L. Rosen. 1981. Cancer incidence and environmental hazards 1960-1978. Massachusetts Department of Public Health. (Cited in ATSDR, 1989)
- Phoon, W.H., M.O.Y. Chan, V.S. Rajan, et al. 1984. Stevens-Johnson syndrome associated with occupational exposure to trichloroethylene. *Contact Dermatitis* 10: 270-276. (Cited in U.S. EPA, 1985)
- Sanders, V.M., A.N. Tucker, K.L. White, Jr., et al. 1982. Humoral and cell-mediated immune status in mice exposed to trichloroethylene in drinking water. *Toxicol. Appl. Pharmacol.* 62: 358-368.

- Schwetz, B.A., K.J. Leong and P.J. Gehring. 1975. The effect of maternally inhaled trichloroethylene, perchloroethylene, methylchloroform, and methylene chloride on embryonal and fetal development in mice and rats. *Toxicol. Appl. Pharmacol.* 32: 84-96.
- Silverman, A.P. and H. Williams. 1975. Behavior of rats exposed to trichloroethylene vapors. *Br. J. Ind. Med.* 32: 308-315. (Cited in ATSDR, 1989)
- Smyth, H.F., C. Carpenter, C.S. Weil, et al. 1969. Range-finding toxicity data. List VII. *Am. Ind. Hyg. Assoc. J.* 30: 470-476.
- Stewart, R.D., C.L. Hake and J.E. Peterson. 1974. "Degreasers' flush": Dermal response to trichloroethylene and ethanol. *Arch. Environ. Health* 29: 1-5.
- Stott, W.T., J.F. Quast and P.G. Watanabe. 1982. Pharmacokinetics and macromolecular interactions of trichloroethylene in mice and rats. *Toxicol. Appl. Pharmacol.* 62: 137-151.
- Tola, S., R. Vilhunen, E. Jarvinen, et al. 1980. A cohort study on workers exposed to trichloroethylene. *J. Occup. Med.* 22: 737-740.
- Tsuruta, H. 1978. Percutaneous absorption of trichloroethylene in mice. *Ind. Health* 16: 145-148. (Cited in ATSDR, 1989; U.S. EPA, 1985)
- Tucker, A.N., V.M. Sanders, D.W. Barnes, et al. 1982. Toxicology of trichloroethylene in the mouse. *Toxicol. Appl. Pharmacol.* 62: 351-357.
- U.S. EPA. 1985. Health Assessment Document for Trichloroethylene. Final Report. Office of Health and Environmental Assessment, Environmental Criteria and Assessment Office, Research Triangle Park, NC. EPA/600/8-82/006F.
- U.S. EPA. 1987. Addendum to the Health Assessment Document for Trichloroethylene. Updated Carcinogenicity Assessment for Trichloroethylene. External Review Draft. Office of Health and Environmental Assessment, Office of Research and Development, Washington, DC. EPA/600/8-82/006FA, PB87-228045.
- U.S. EPA. 1988. Updated Health Effects Assessment for Trichloroethylene. Prepared by the Office of Health and Environmental Assessment Office, Cincinnati, OH, for the Office of Emergency and Remedial Response, Washington, DC.
- U.S. EPA. 1990. Trichloroethylene. Integrated Risk Information System (IRIS). Environmental Criteria and Assessment Office, Office of Health and Environmental Assessment, Cincinnati, OH.
- U.S. EPA. 1992a. Trichloroethylene. Integrated Risk Information System (IRIS). Environmental Criteria and Assessment Office, Office of Health and Environmental Assessment, Cincinnati, OH.
- U.S. EPA. 1992b. Superfund Health Risk Technical Support Center, Fact Sheet for Trichloroethylene (TCE) (CASRN 79-01-6), dated Dec. 14, 1992.
- Van Duuren, B.L., B.M. Goldschmidt, G. Lowengat, et al. 1979. Carcinogenicity of halogenated olefinic and aliphatic hydrocarbons in mice. *J. Nat. Cancer Inst.* 63: 1433-1439.
- Weast, R.C., J.A. Spadaro, R.O. Becker, et al. 1988-1989. Handbook of Chemistry and Physics, 69th ed. CRC Press, Inc., Boca Raton, FL., pp. (B)127-128.
- WHO (World Health Organization). 1985. Environmental Health Criteria 50. Trichloroethylene. World Health Organization, Geneva, Switzerland.

**TOXICITY SUMMARY FOR
VINYL CHLORIDE**

MARCH 1993

Prepared by

Rosmarie A. Faust, Ph.D
Chemical Hazard Evaluation Group
Biomedical Environmental Information Analysis Section
Health and Safety Research Division
Oak Ridge National Laboratory*
Oak Ridge, Tennessee

Prepared for

OAK RIDGE RESERVATION ENVIRONMENTAL
RESTORATION PROGRAM

*Managed by Martin Marietta Energy Systems, Inc., for the U.S. Department of Energy under Contract No. DE-AC05-84OR21400

EXECUTIVE SUMMARY

Vinyl chloride (CAS Reg. No. 75-01-4), a colorless gas, is a halogenated aliphatic hydrocarbon with the empirical formula of C_2H_3Cl . It is used primarily as an intermediate in the manufacture of polyvinyl chloride (PVC); limited quantities are used as a refrigerant and as an intermediate in the production of chlorinated compounds (ATSDR, 1989).

Vinyl chloride is rapidly absorbed from the gastrointestinal tract and lungs. Metabolism of vinyl chloride occurs primarily in the liver via oxidation by hepatic microsomal enzymes to polar compounds which can be conjugated with glutathione and/or cysteine. These covalently bound metabolites are then excreted in the urine (U.S. EPA, 1980, 1985).

In humans and animals, vinyl chloride is a CNS depressant, inducing narcosis and anesthesia at high concentrations (Torkelson and Rowe, 1981; Patty et al., 1930). Nonneoplastic toxic effects observed in workers exposed by inhalation to vinyl chloride include hepatotoxicity, acroosteolysis and scleroderma, and Raynaud's syndrome, a vascular disorder of the extremities. Also reported were abnormalities of CNS function, high blood pressure, and occasional pulmonary effects (ATSDR, 1989; U.S. EPA, 1985; Lloyd et al., 1984; Langauer-Lewowicka et al., 1983; Waxweiler et al., 1977). The evidence for potential developmental effects in humans (increased fetal loss and birth defects) is equivocal (ATSDR, 1989; Waxweiler et al., 1977; Infante et al., 1976). Occupational exposure to vinyl chloride has been associated with reduced sexual function in both sexes and gynecological effects in women (Makarov, 1984; Makarov et al., 1984).

For the oral route of exposure, the primary target organ of vinyl chloride toxicity in animals is the liver. Chronic oral administration of 1.7-14.1 mg/kg/day of vinyl chloride induced dose-related increases in nonneoplastic lesions of the liver of rats (Feron et al., 1981). In addition to the CNS, target organs for inhalation exposure include the liver, kidneys, lungs, spleen, and testes. Subchronic inhalation studies with rodents documented hepatic effects at concentrations as low as 50 ppm (Sokal et al., 1980) and degenerative changes of the liver and kidneys at ≥ 500 ppm (Torkelson et al., 1961). Exposure to higher concentrations caused proliferative changes in the lungs of mice (Suzuki, 1980), extensive liver and kidney damage in rats and guinea pigs, cerebral and cerebellar nephrosis in rats, and degeneration of the spleen in guinea pigs (Prodan et al., 1975; Viola, 1971). Subchronic exposure of rats to 100 ppm vinyl chloride produced significantly decreased testes weights and testicular regeneration (Bi et al., 1985). Evidence of developmental toxicity was seen in rats exposed to vinyl chloride during the first trimester of gestation (Ungvary et al., 1978).

Neither an oral reference dose (RfD) nor an inhalation reference concentration (RfC) have been derived for vinyl chloride (U.S. EPA, 1992).

The carcinogenicity of vinyl chloride in humans has been demonstrated in a number of epidemiological studies and case reports, many of which associated occupational exposure to vinyl chloride to the development of angiosarcomas of the liver. In addition to liver cancer, exposure to vinyl chloride also has been linked to an increased risk of lung, brain, hematopoietic, and digestive tract cancers (U.S. EPA, 1985; Heldaas et al., 1984; IARC, 1979; Byren et al., 1976; Waxweiler et al., 1976; Monson et al., 1974). Vinyl chloride has been shown to be carcinogenic in numerous animal studies. Inhalation exposure to vinyl chloride induced an increased incidence of liver angiosarcomas; kidney nephroblastomas; and lung, brain, and forestomach tumors in rodents (Maltoni et al., 1980, 1981; Feron et al., 1981; Hong et al., 1981; Suzuki, 1978; Lee et al., 1977, 1978). Oral administration of vinyl chloride induced liver, lung, and kidney tumors in rodents (Feron et al., 1981; Maltoni, 1977). Angiosarcomas observed in offspring of rats exposed by inhalation during gestation indicates that vinyl chloride has the potential to initiate cancer *in utero* (Radike et al., 1988).

EPA has classified vinyl chloride as a Group A chemical, human carcinogen (U.S. EPA, 1985). A slope factor of $1.9\text{E}+0$ $(\text{mg}/\text{kg}/\text{day})^{-1}$ and a drinking water unit risk of $5.4\text{E}-5$ $(\mu\text{g}/\text{L})^{-1}$ was calculated for oral exposure to vinyl chloride (U.S. EPA, 1992). For inhalation exposure, the slope factor and inhalation unit risk are $3.0\text{E}-1$ $(\text{mg}/\text{kg}/\text{day})^{-1}$ and $8.4\text{E}-5$ $(\mu\text{g}/\text{m}^3)^{-1}$, respectively. The oral slope factor and inhalation unit risk are currently under review and may be subject to change (U.S. EPA, 1992).

1. INTRODUCTION

Vinyl chloride (CAS Reg. No. 75-01-4), also known as chloroethene, is a halogenated aliphatic hydrocarbon with the empirical formula of C_2H_3Cl and a molecular weight of 62.5. It is a colorless gas with a mild sweetish odor, a melting point of $-153.71^\circ C$, a boiling point of $-13.8^\circ C$, a specific gravity of 0.9121 (20/4°C), and a vapor pressure of 2580 torr (20°C). Vinyl chloride is slightly soluble in water and soluble in hydrocarbons, oil, alcohol, chlorinated solvents, and most common organic liquids. It polymerizes in light or in the presence of a catalyst (Budavari et al., 1989; U.S. EPA, 1985; Torkelson and Rowe, 1981). Vinyl chloride is produced by thermal cracking of ethylene chloride and does not occur naturally. It is used primarily as an intermediate in the manufacture of polyvinyl chloride (PVC); limited quantities are used as a refrigerant and as an intermediate in the production of chlorinated compounds (ATSDR, 1989).

Vinyl chloride, an anthropogenic environmental contaminant, has been detected in the ambient air in the vicinity of vinyl chloride and PVC manufacturing plants and hazardous waste sites. It is a biodegradation product of trichloroethylene, tetrachloroethylene, and 1,1,1-trichloroethane. Vinyl chloride may leach into groundwater from spills, landfills, and industrial sources. Released to the atmosphere, reaction with photochemically generated hydroxyl radicals is the primary removal process. Due to its relatively high vapor pressure, volatilization is expected to be the primary removal process following vinyl chloride releases to water or soils (ATSDR, 1989; U.S. EPA, 1985).

2. METABOLISM AND DISPOSITION

2.1. ABSORPTION

Vinyl chloride is rapidly absorbed from the gastrointestinal tract and lungs. Based on fecal recovery, the absorption of vinyl chloride (in PVC powder) from the gastrointestinal tract of rats was 83-92% (Feron et al., 1981). Maximum blood levels in rats were reached within 10-20 minutes of oral administration of vinyl chloride in an aqueous or oily vehicle (Withey, 1976). In humans exposed to 7.5-60 mg/m³ of vinyl chloride by gas mask for 6 hours, 42% of the inhaled compound was retained by the lungs (Krajewski et al., 1980). Although the retention varied among individuals tested, the percentage retained was independent of the exposure concentration. A study with animals indicates that the dermal absorption of vinyl chloride gas is not significant. Hefner et al. (1975a) estimated that rhesus monkeys dermally absorbed 0.031 or 0.023% of the available compound following exposure to 800 ppm for 2.5 hours or to 7000 ppm for 2 hours, respectively.

2.2. DISTRIBUTION

No data were available concerning the tissue distribution of vinyl chloride in humans. In rats administered single oral doses of radiolabeled vinyl chloride, the highest level of radioactivity occurred in the liver, up to three times that found in other tissues examined (skin, lungs, plasma, fat, carcass, and muscle) (Watanabe et al., 1976a). Radioactivity was detected in the liver, kidney, skin, lungs, muscle, carcass, plasma, and fat 72 hours following inhalation exposure to 10 or 100 ppm of radiolabeled vinyl chloride (Watanabe et al., 1976b). Immediately after a 5-hour inhalation exposure to 50 ppm vinyl chloride, the highest levels occurred in the kidneys and liver of rats, with lower levels in the spleen and brain (Bolt et al., 1976). Ungvary et al. (1978) demonstrated that vinyl chloride crosses the placenta and is found in the amniotic fluid and fetal blood as well as in the maternal blood of rats.

2.3. METABOLISM

Metabolism of vinyl chloride occurs primarily in the liver via oxidation by hepatic microsomal enzymes to polar compounds that can be conjugated to glutathione and/or cysteine. These covalently

bound metabolites are then excreted in the urine (U.S. EPA, 1980, 1985). Based on inhalation studies with rats, postulated metabolic pathways involve an alcohol dehydrogenase and a mixed-function oxidase system. At low concentrations, vinyl chloride is sequentially oxidized to 2-chloroethanol, 2-chloroacetaldehyde, and 2-chloroacetic acid in the presence of alcohol dehydrogenase. When this pathway becomes saturated, 2-chloroethanol may be oxidized by catalase in the presence of hydrogen peroxide to a peroxide, which then may undergo dehydration to form 2-chloroacetaldehyde. At higher concentrations, an alternate pathway involves the oxidation by mixed-function oxidases to form a highly reactive epoxide intermediate, 2-chloroethylene oxide, which can rearrange spontaneously to form 2-chloroacetaldehyde (ATSDR, 1989; Hefner et al., 1975b; U.S. EPA, 1980). Chloroacetaldehyde can be oxidized to chloroacetic acid, which may be excreted as such or bound to glutathione to form S-carboxy-methyl glutathione and excreted as thiodiglycolic acid upon further enzymatic degradation (IARC, 1979). In rats, vinyl chloride appears to be metabolized extensively with saturation of metabolic pathways occurring at concentrations exceeding 220-250 ppm (U.S. EPA, 1985).

2.4. EXCRETION

In human volunteers, exhalation of unchanged vinyl chloride following inhalation exposure represented 4-5% of the inhaled concentration and decreased to undetectable levels within 30 min after exposure was terminated (Krajewski et al., 1980).

Following inhalation exposure of rats to 10 ppm of radiolabeled vinyl chloride for 6 hours, urinary and expired radioactivity comprised 68 and 2% of the recovered radioactivity, respectively; after exposure to 1000 ppm, the proportion of radioactivity was lower in the urine but higher in expired air, representing 56 and 12% of the radioactivity, respectively. Approximately 4% of radioactivity was excreted in the feces at either exposure concentration. Urinary metabolites were identified as N-acetyl(S-2-hydroxyethyl)cysteine, thiodiglycolic acid, and possibly S-(2-hydroxyethyl)cysteine (Watanabe and Gehring, 1976). The elimination of vinyl chloride and its metabolites in rats following oral exposure appears to follow a similar pattern (Watanabe et al., 1976a).

3. NONCARCINOGENIC HEALTH EFFECTS

3.1. ORAL EXPOSURES

3.1.1. Acute Toxicity

3.1.1.1. Human

Information on the acute oral toxicity of vinyl chloride in humans was not available.

3.1.1.2. Animal

Sax (1984) reported an oral LD₅₀ of 500 mg/kg for rats.

3.1.2. Subchronic Toxicity

3.1.2.1. Human

Information on the subchronic oral toxicity of vinyl chloride in humans was not available.

3.1.2.1. Animal

Vinyl chloride dissolved in soybean oil was administered to Wistar rats by gavage at doses of 0, 30, 100, or 300 mg/kg, 6 days/week for 13 weeks (Feron et al., 1975). Behavior, food intake, or body weights were not affected at any dose level. A dose-related increase in liver weights was seen in both sexes; only high-dose rats exhibited ultrastructural changes of the liver. A dose-related decrease in adrenal weights occurred in males.

3.1.3. Chronic Toxicity

3.1.3.1. Human

Information on the chronic oral toxicity of vinyl chloride in humans was not available.

3.1.3.2. Animal

Feron et al. (1981) administered PVC powder with a high vinyl chloride content to Wistar rats in the diet or by gavage for life. The estimated dietary doses of vinyl chloride were 0, 1.7, 5.0, or 14.1 mg/kg/day; 300 mg/kg/day by gavage was given 5 days/week. Treatment with 14.1 or 300 mg/kg/day resulted in shortened blood-clotting times, slightly increased α -fetoprotein levels, liver enlargement and increased hematopoietic activity in the spleen. There was a dose-related increase of nonneoplastic liver lesions, characterized as swollen and irregularly shaped mitochondria in hepatocytes. Mortality of rats treated by gavage approached 40% by 18 months; most rats that died had severe lesions of the liver and lungs. In another chronic study, Wistar rats were administered vinyl chloride as dietary powdered PVC fortified with the monomer at doses of 0.0, 0.014, 0.13, or 1.3 mg vinyl chloride/kg/day for 149 weeks (Dow Chemical Company, 1984). General health, behavior, body weight, food intake, and clinical chemistry parameters were not affected at any dose tested. In the high-dose group, mortality was slightly increased among males and hepatotoxic effects, characterized as hepatocellular polymorphism, hepatic cysts, cellular alterations including clear cell foci and basophilic foci, occurred in both sexes.

3.1.4. Developmental and Reproductive Toxicity

Information on the developmental and reproductive toxicity of vinyl chloride in humans or animals following oral exposure was not available.

3.1.5. Reference Dose

An oral reference dose (RfD) for vinyl chloride has not been derived.

3.2. INHALATION EXPOSURES

3.2.1. Acute Toxicity

3.2.1.1. Human

The primary acute effect of vinyl chloride inhalation is central nervous system (CNS) depression, which occurs at concentrations approaching 1% (10,000 ppm); anesthesia requires concentrations greater than 10% (Torkelson and Rowe, 1981). Acute exposure to vinyl chloride gas has resulted in deaths of two workers. Autopsy findings revealed congestion of the liver, spleen, and kidneys (Danziger, 1960).

3.2.1.2. Animal

Reported 2-hour LC₅₀ values for vinyl chloride range from 117,000 ppm for mice to 230,800 ppm for rabbits (U.S. EPA, 1985). Exposure to 25,000-50,000 ppm vinyl chloride for 2-5 minutes

produced ataxia and narcosis in guinea pigs; exposure to 100,000 ppm caused death within 30 minutes (Patty et al., 1930).

3.2.2. Subchronic Toxicity

3.2.2.1. Human

Information regarding the subchronic inhalation toxicity of vinyl chloride in humans was not available.

3.2.2.2. Animal

Torkelson et al. (1961) conducted an inhalation study by exposing rats, guinea pigs, rabbits, and dogs to vinyl chloride at concentrations ranging from 50-500 ppm for 7 hours/day, 5 days/week. Rats exposed to 500 ppm for 4.5 months showed significantly ($p=0.001$, males) increased liver weights and degenerative changes in the liver and kidneys. Exposure to 200 and 100 ppm for 6 months induced significantly ($p<0.05$) increased liver weights in male and female rats and degenerative liver changes in rabbits, but no such effects were detected in guinea pigs or dogs. All species tolerated 50 ppm for 6 months without adverse effects.

Male rats exposed by inhalation to 50, 500, or 20,000 ppm vinyl chloride, 5 hours/day, 5 days/week for 10 months exhibited morphological lesions of the liver and testes, decreased body weight gain, increased organ weights (not specified), and slight hematological and biochemical changes in the blood (Sokal et al., 1980).

Mice exposed to 2500 or 6000 ppm vinyl chloride 5 hours/day, 5 days/week for 5 or 6 months, respectively, exhibited bronchiolar epithelial proliferation and hyperplasia of the alveolar epithelium (Suzuki, 1980).

Inhalation exposure of rats to 30,000 ppm vinyl chloride for 4 hours/day, 5 days/week for 12 months resulted in hepatic effects, including interstitial inflammation, Kupffer cell hypertrophy, and partial necrosis, and renal effects characterized as tubulonephrosis and interstitial nephritis. Also noted were cerebral and cerebellar nephrosis and an increase of perifollicular cells in the thyroid. Examination of the paws revealed metaplasia of the metatarsal bones, chondroid metaplasia, epidermal keratosis, basal layer vacuolization and degeneration, and general epidermal edema (Viola, 1971).

Slowed growth, decreased spontaneous mobility, increased kidney weights, and extensive hepatocellular lesions (necrosis and proliferation of fibroblasts and Kupffer cells) and glomerular and tubular lesions of the kidneys were observed in guinea pigs exposed by inhalation to 10% (100,000 ppm) vinyl chloride for 2 hours/day for 90 days. Also noted were cellular changes of the spleen (almost complete disappearance of red pulp) and pulmonary fibrosis (Prodan et al., 1975).

3.2.3. Chronic Toxicity

3.2.3.1. Human

A number of chronic toxic effects have been reported in humans occupationally exposed to vinyl chloride (Lilis et al., 1975). In workers exposed to vinyl chloride during the production of PVC, the effects included acroosteolysis (dissolution of bone involving the distal phalanges of fingers and toes) and scleroderma, hepatotoxicity, and some pulmonary effects. Raynaud's syndrome (a vascular disorder characterized by intermittent severe pallor of fingers and toes) occurred in about 10% of workers with >20 years of exposure. Abnormal peripheral circulation was associated with length of exposure to vinyl chloride. Symptoms and signs of liver disease associated with occupational exposure to vinyl chloride include tenderness, hepatomegaly, thrombocytopenia, esophageal varices, fibrosis and cirrhosis, and abnormal liver function tests (ATSDR, 1989; U.S.

EPA, 1985). A survey by the National Institute of Occupational Safety and Health (Waxweiler et al., 1977) of vinyl chloride-exposed workers in a PVC and rubber tire production plant found an association between vinyl chloride exposure and the prevalence of hepatomegaly, CNS abnormalities, and high blood pressure. Langauer-Lewowicka et al. (1983) reported a number of neurological symptoms, scleroderma, and Raynaud's syndrome in vinyl chloride production workers. The neurological effects may have been due to the direct toxic effects of vinyl chloride or to vascular deficiency. In a case-control study, Lloyd et al. (1984) found an association between vinyl chloride exposure and impaired lung function. Recent data from the foreign literature reported in ATSDR (1989) suggest that occupational exposure to vinyl chloride may induce mild neurotoxic effects, EEG changes, and psychiatric disorders.

3.2.3.2. Animal

Information regarding the chronic inhalation toxicity of vinyl chloride in animals was not available.

3.2.4. Developmental and Reproductive Toxicity

3.2.4.1. Human

Epidemiological studies conducted in the 1970's suggested an association between paternal occupational exposure to vinyl chloride and fetal loss and between parental residence in the vicinity of a vinyl chloride plant and an increased incidence of birth defects (Infante et al., 1976; Waxweiler et al., 1977). However, evaluations of these studies and additional studies found no solid association between vinyl chloride exposure and the incidence of fetal loss and/or birth defects (ATSDR, 1989). Two Russian studies, that provided few details, reported a decrease in sexual function in occupationally exposed men and women at vinyl chloride concentrations ranging from 12 to 60 ppm. This decline in sexual function was related to concentration and duration of exposure. Ovarian dysfunction, benign uterine growths, and prolapsed genital organs were reported in 77% of exposed women (Makarov, 1984; Makarov et al., 1984).

3.2.4.2. Animal

In a teratogenicity study using three species of animals, pregnant CF₁ mice, Sprague-Dawley rats, and New Zealand white rabbits were exposed 7 hours daily to 500 ppm vinyl chloride during organogenesis (John et al., 1977). Another group of mice were also exposed to 50 ppm and additional groups of rats and rabbits were exposed to 2500 ppm. Vinyl chloride treatment did not induce gross teratogenic abnormalities in offspring of exposed mothers. However, an excess of minor skeletal abnormalities, increased fetal deaths, and maternal toxicity occurred at concentrations of ≥ 500 ppm. Maternal toxicity was most pronounced in mice.

Ungvary et al. (1978) exposed pregnant rats to 4000 mg/m³ (1543 ppm) vinyl chloride for 24 hours/day during days 1-9, 8-14, or 14-21 of gestation. Significantly increased mortality and fetotoxic effects were seen in offspring of dams exposed to vinyl chloride during the first trimester of gestation. Similar effects were not seen in offspring of dams exposed in the second or last trimester of gestation.

Pregnant Sprague-Dawley rats were exposed to 600 ppm vinyl chloride, 5 hours/day on gestation days 9-21 (Radike et al., 1988). Angiosarcomas of the liver were found in offspring of dams exposed during gestation. Another treatment group additionally exposed during lactation exhibited a greatly increased incidence of liver tumors.

Exposure of male Wistar rats to 100 or 3000 ppm vinyl chloride, 6 hours/day, 6 days/week for 6 months produced testicular degeneration and a significant reduction of testicular weight (Bi et al., 1985).

3.2.5. Reference Concentration

An inhalation reference concentration (RfC) for vinyl chloride has not been derived.

3.3. OTHER ROUTES OF EXPOSURE

3.3.1. Acute Toxicity

Information regarding the acute toxicity of vinyl chloride by other routes of exposure in humans or animals was not available.

3.3.2. Subchronic Toxicity

Information regarding the subchronic toxicity of vinyl chloride by other routes of exposure in humans or animals was not available.

3.3.3. Chronic Toxicity

Information on the chronic toxicity of vinyl chloride by other routes of exposure in humans or animals was not available.

3.3.4. Developmental and Reproductive Toxicity

Information on the developmental or reproductive toxicity of vinyl chloride in humans by other routes of exposure in humans or animals was not available.

3.4. TARGET ORGANS/CRITICAL EFFECTS

3.4.1. Oral Exposures

3.4.1.1. Primary Target Organs

Liver: Subchronic and chronic oral exposure of rats produced increased liver weights and histopathological changes of the liver.

3.4.1.2. Other Target Organs

Blood: Chronic exposure of rats produced mild hematological changes.

3.4.2. Inhalation Exposures

3.4.2.1. Primary Target Organs

1. Liver: Hepatic effects reported in humans occupationally exposed to vinyl chloride include tenderness, hepatomegaly, thrombocytopenia, esophageal varices, fibrosis and cirrhosis, and abnormal liver function tests. Subchronic and chronic exposure of rats produced degenerative liver changes.

2. Vascular system: Raynaud's syndrome, a circulatory disorder of the extremities, has been associated with occupational exposure to vinyl chloride.

3. Bones: Acroosteolysis has been associated with occupational exposure to vinyl chloride. Subchronic exposure of rats produced metaplasia of the metatarsal bones and chondroid metaplasia of the paws.

4. Connective tissue and skin: Scleroderma has been associated with occupational exposure to vinyl chloride. Subchronic exposure of rats produced degenerative skin changes of the paws.

5. Nervous system: Mild neuropathy, EEG changes, and psychiatric effects have been associated with occupational exposure to vinyl chloride. Degenerative changes of the cerebrum and cerebellum were reported in a subchronic study with rats. Acute human exposure to high levels of vinyl chloride produced dizziness, euphoria, ataxia, headache, and narcosis. Acute CNS effects have also been reported in animals.

6. Reproduction and development: Epidemiological studies provide equivocal evidence linking occupational exposure to vinyl chloride with increased fetal loss and an increase in malformations. Occupational exposure has also been associated with reduced sexual function in both sexes. Exposure of rodents to vinyl chloride during organogenesis induced fetal mortality and other fetotoxic effects; subchronic exposure produced decreased testicular weights and testicular degeneration.

7. Lungs: Occupational exposure to vinyl chloride has been associated with impaired lung function and other pulmonary effects. Subchronic exposure of guinea pigs produced pulmonary fibrosis.

3.4.2.2. Other Target Organs

1. Kidneys: Renal effects in rodents following subchronic exposure to vinyl chloride include glomerular and tubular lesions and interstitial nephritis.

2. Spleen: Almost complete disappearance of the red pulp of the spleen of guinea pigs was seen following subchronic exposure to vinyl chloride.

3.4.3. Other Routes of Exposure

Target organs following exposure to vinyl chloride by other routes were not identified.

4. CARCINOGENICITY

4.1. ORAL EXPOSURES

4.1.1. Human

Information on the carcinogenicity of vinyl chloride in humans following oral exposure was not available.

4.1.2. Animal

Feron et al. (1981) conducted an oral carcinogenicity study with male and female Wistar rats by exposing them for life to a diet containing PVC powder with a high vinyl chloride content. The estimated doses were 1.8, 5.6, or 17 mg vinyl chloride/kg/day. Compared with controls, treatment with vinyl chloride induced a dose-related increase of neoplastic nodules of the liver, hepatocellular carcinomas, and liver and lung angiosarcomas in rats of both sexes. An increased incidence of liver angiosarcomas and renal nephroblastomas was reported in rats given vinyl chloride by gavage at doses of 16.65 or 50 mg/kg for 136 weeks (Maltoni, 1977).

4.2. INHALATION EXPOSURES

4.2.1. Human

Epidemiological studies and case reports have demonstrated an association between angiosarcomas of the liver and occupational exposure to vinyl chloride. In addition to liver cancer, exposure to vinyl chloride also has been associated with an increased risk of lung, brain, hematopoietic system, and digestive tract cancers (U.S. EPA, 1985; IARC, 1979). Vinyl chloride is classified as a Group 1 Chemical by the International Agency for Research on Cancer (IARC, 1979), designating that there is sufficient evidence that the compound is carcinogenic to humans.

A retrospective study of 161 deaths among vinyl chloride workers conducted by Monson et al. (1974) identified eight cases of hepatic and biliary cancer (all angiosarcomas), five cases of brain cancer, thirteen cases of lung cancer, thirteen cases of digestive tract cancer, and five cases of hematopoietic system cancer. All cancers presented risk ratios greater than expected and resulted in a 50% excess of death due to all types of cancer. Waxweiler et al. (1976) studied the cancer mortality of 1287 workers exposed to vinyl chloride for ≥ 5 years in four vinyl chloride production plants. When compared with the U.S. white male population, an excess of malignant neoplasms was found in four organ systems: the CNS, respiratory system, hepatic system, and lymphatic and hematopoietic systems. Three of the 136 deaths were due to brain and CNS cancer (0.9 expected); twelve to respiratory tract cancer (7.7 expected); seven to biliary and liver cancer (0.6 expected); and four to lymphatic and hematopoietic system cancer (2.5 expected). The tumors occurred after a 15-year latency period following onset of exposure. Most of the liver cancers were classified as angiosarcomas. Byren et al. (1976) reported a 4- to 5-fold excess of cancer of the liver and pancreas among 750 Swedish workers exposed to vinyl chloride for >10 years. The incidence of cancers of the brain and lung were also increased, but they were not statistically significant. A more recent mortality study of 454 male workers engaged in the production and polymerization of PVC for at least one year during 1950-1969 was conducted by Heldaas et al. (1984). The cohort was followed up from 1953 through 1979. A total of 23 cancer deaths were recorded (20.2 expected), with one case of liver angiosarcoma, five lung cancers (2.8 expected), three colon cancers (1.4 expected), two thyroid cancers (0.26 expected), and four malignant melanomas of the skin (0.8 expected). Two additional cases of malignant melanoma were reported after termination of the study.

Genotoxicity studies showing that vinyl chloride may induce chromosomal aberrations in the peripheral lymphocytes of occupationally exposed workers provide supportive evidence for the carcinogenicity of vinyl chloride in humans (ATSDR, 1989).

4.2.1. Animal

Numerous inhalation experiments with laboratory animals support the carcinogenicity of vinyl chloride. Maltoni and coworkers (Maltoni et al., 1980, 1981) conducted a series of inhalation experiments by exposing Sprague-Dawley rats, Swiss mice, and golden hamsters to vinyl chloride at concentrations of 1-30,000, 50-10,000, or 50-10,000 ppm, respectively, 4 hours/day, 5 days/week for 1 year (rats) or 30 weeks (mice and hamsters). Liver angiosarcomas were seen in rats exposed to ≥ 10 ppm; kidney nephroblastomas occurred ≥ 25 ppm. In mice, liver angiosarcomas occurred in all treated groups and lung tumors were more prevalent in animals treated with ≥ 250 ppm. A dose-related increase of papillomas and acanthomas of the forestomach was seen in hamsters treated with vinyl chloride. Keplinger et al. (1975) exposed rats, mice, and hamsters to 50 or 2500 ppm vinyl chloride for 9 or 12 months. All three species developed liver angiosarcomas at ≥ 50 ppm, with frequent metastases to the lungs and lymph nodes. Also reported were Zymbal's gland tumors and brain tumors in rats and lung tumors in mice. Lung tumors were the primary carcinogenic response in mice exposed to 2500 or 6000 ppm vinyl chloride for 5-6 months (Suzuki, 1978).

An increased incidence of liver and lung hemangiosarcomas was reported by Lee et al. (1977, 1978) in male and female CD rats exposed to 250 or 1000 ppm vinyl chloride, 6 hours/day, 5 days/week for 12 months. No liver or lung tumors were observed at 50 ppm. Male and female CD-1

mice treated with 50, 250, or 1000 ppm vinyl chloride for the same time period exhibited a dose-related increased incidence of liver hemangiosarcomas and bronchioalveolar adenomas. Rats treated with 250 or 1000 ppm, 6 hours/day, 5 days/week for 6 or 10 months developed hepatocellular carcinomas, bronchioalveolar tumors, and hemangiosarcomas of the liver and lung (Hong et al., 1981). Treatment of mice with 250 or 1000 ppm vinyl chloride for only 1 month induced bronchioalveolar tumors within 12 months.

In a perinatal carcinogenesis study, Radike et al. (1988) exposed pregnant rats by inhalation to 600 ppm vinyl chloride, 4 hours/day on days 9-21 of gestation. Additional animals were also exposed through the lactation period. The development of angiosarcomas of the liver, lung, and muscle in offspring demonstrated the transplacental potential of vinyl chloride to initiate cancer *in utero*. Continued exposure during lactation greatly increased the occurrence of liver tumors.

4.3. OTHER ROUTES OF EXPOSURE

Information on the carcinogenicity of vinyl chloride in humans or animals by other routes of exposure was not available.

4.4. EPA WEIGHT-OF-EVIDENCE

Classification -- Group A - Human carcinogen (U.S. EPA, 1985)

Basis -- High incidence of liver, kidney, lung, and brain tumors in rodents and epidemiological evidence of an increased risk of similar tumors among vinyl chloride-exposed workers (U.S. EPA, 1985).

4.5. CARCINOGENICITY SLOPE FACTORS

4.5.1. Oral

SLOPE FACTOR: $1.9E+0$ (mg/kg/day)⁻¹ (U.S. EPA, 1992)
UNIT RISK: $5.4E-5$ (µg/L)⁻¹ (U.S. EPA, 1992)
PRINCIPAL STUDY: Feron et al., 1981

COMMENT: Use of these values on an interim basis was validated 4/05/90. The oral slope factor is under review and may be subject to change. Additional information is now available on increased sensitivity in young animals and data on metabolism/pharmacokinetics (U.S. EPA, 1992).

4.5.2. Inhalation

SLOPE FACTOR: $3.0E-1$ (mg/kg/day)⁻¹ (U.S. EPA, 1992)
UNIT RISK: $8.4E-5$ (µg/m³)⁻¹ (U.S. EPA, 1992)
PRINCIPAL STUDY: Maltoni et al., 1980, 1981

COMMENT: Use of these values on an interim basis was validated 4/05/90. The inhalation unit risk is under review and may be subject to change. Additional information is now available on increased sensitivity in young animals and data on metabolism/pharmacokinetics (U.S. EPA, 1992).

5. REFERENCES

- ATSDR (Agency for Toxic Substances and Disease Registry). 1989. Toxicological Profile for Vinyl chloride. Prepared by Syracuse Research Corporation, under Contract No. 68-C8-0004. ATSDR/TP-88-25.
- Bi, W., Y. Wang, M. Huang and D. Meng. 1985. Effect of vinyl chloride on testis in rats. *Ecotoxicol. Environ. Saf.* 10: 281-289.
- Bolt, H.M., H. Kappus, A. Buchter and W. Bolt. 1976. Disposition of (1,2-¹⁴C)vinyl chloride in the rat. *Arch. Toxicol.* 35: 153-162.
- Budavari, S., M.J. O'Neil and A. Smith (Eds.) 1989. *The Merck Index: An Encyclopedia of Chemicals, Drugs, and Biologicals*, 11th ed. Merck and Co., Rahway, NJ, p. 1572.
- Byren, D. G. Engholm, A. Englund and P. Westerholm. 1976. Mortality and cancer morbidity in a group of Swedish VCM and PVC production workers. *Environ. Health Perspect.* 17: 167-170.
- Danziger, H. 1960. Accidental poisoning by vinyl chloride. *Cancer Med. Assoc. J.* 82: 828. (Cited in U.S. EPA, 1980)
- Dow Chemical Company. 1984. Summary of Report on Lifespan Oral Carcinogenicity Study of Vinyl Chloride in Rats. FYI-OTS-1084-0353IN. (Cited in U.S. EPA, 1985)
- Feron, V.J., A.J. Speek, M.I. Williams, et al. 1975. Observations on the oral administration and toxicity of vinyl chloride in rats. *Food Cosmet. Toxicol.* 13: 633-638.
- Feron, V.J., C.F.M. Hendriksen, A.J. Speek, et al. 1981. Lifespan oral toxicity study of vinyl chloride in rats. *Food Cosmet. Toxicol.* 19: 317-333.
- Hefner, R.E., Jr., P.G. Watanabe and P.J. Gehring. 1975a. Percutaneous absorption of vinyl chloride. *Toxicol. Appl. Pharmacol.* 34: 529-532.
- Hefner, R.E., Jr., P.G. Watanabe and P.J. Gehring. 1975b. Preliminary studies of the fate of inhaled vinyl chloride monomer in rats. *Ann. NY Acad. Sci.* 246: 135-148.
- Heldaas, S.S., S.L. Langård and A. Andersen. 1984. Incidence of cancer among vinyl chloride and polyvinyl chloride workers. *Br. J. Ind. Med.* 41: 25-30.
- Hong, C.B., J.M. Winston, L.P. Thornburg and C.C. Lee. 1981. Follow-up study on the carcinogenicity of vinyl chloride and vinylidene chloride in rats and mice: Tumor incidence and mortality subsequent to exposure. *J. Toxicol. Environ. Health* 7: 909-924.
- IARC (International Agency for Research on Cancer). 1979. Vinyl chloride, polyvinyl chloride and vinyl chloride-vinyl acetate polymers. In: *IARC Monographs on the Evaluation of the Carcinogenic Risk of Chemicals to Humans. Some Monomers, Plastics and Synthetic Elastomers, and Acrolein*, Vol. 19. World Health Organization, Lyon, France, pp. 377-438.
- Infante, P.F., J.K. Wagoner, A.J. McMichael, et al. 1976. Genetic risks of vinyl chloride. *Lancet* (April 3) 734-735.
- John, J.A., F.A. Smith, B.K.J. Leong and B.A. Schwetz. 1977. The effects of maternally inhaled vinyl chloride on embryonal and fetal development in mice, rats, and rabbits. *Toxicol. Appl. Pharmacol.* 39: 497-513.

- Keplinger, M.L., J.W. Goode, D.E. Gordon and J.C. Calandra. 1975. Interim results of exposure of rats, hamsters, and mice to vinyl chloride. *Ann. NY Acad. Sci.* 246: 219-224. (Cited in ATSDR, 1989)
- Krajewski, J., M. Dobecki and J. Gromiec. 1980. Retention of vinyl chloride in the human lung. *Br. J. Ind. Med.* 37: 373-374.
- Langauer-Lewowicka, H., H. Kurzbauer, Z. Byczkowska, et al. 1983. Vinyl chloride disease-neurological disturbances. *Int. Arch. Occup. Environ. Health* 52: 151-157. (CA 99: 145391)
- Lee, C.C., J.C. Bhandari, J.M. Winston, et al. 1977. Inhalation toxicity of vinyl chloride and vinylidene chloride. *Environ. Health Perspect.* 21: 25-32.
- Lee, C.C., J.C. Bhandari, J.M. Winston, et al. 1978. Carcinogenicity of vinyl chloride and vinylidene chloride. *J. Toxicol. Environ. Health* 4: 15-30.
- Lilis, R., H. Anderson, W.J. Nicholson, et al. 1975. Prevalence of disease among vinyl chloride and polyvinyl chloride workers. *Ann. NY Acad. Sci.* 246: 22-41.
- Lloyd, M.H., S. Gauld, L. Copland, et al. 1984. Epidemiological study of the lung function of workers at a factory manufacturing polyvinyl chloride. *Br. J. Ind. Med.* 41: 328-333.
- Makarov, I.A. 1984. Sexual disorders in male workers occupationally exposed to methyl-methacrylate and vinyl chloride. *Gig. Tr. Prof. Zabol.* 6: 19-23. (Trans. 1-11). (Cited in ATSDR, 1989)
- Makarov, I.A., M.S. Solovyeva and G.I. Gnelitsky. 1984. On sexual disorders in women chronically exposed to methyl-methacrylate and vinyl chloride. *Gig. Tr. Prof. Zabol.* 3: 22-27. (Trans.). (Cited in ATSDR, 1989)
- Maltoni, C. 1977. Recent findings on the carcinogenicity of chlorinated olefins. *Environ. Health Perspect.* 21: 1-5.
- Maltoni, C., G. Lefemine, A. Ciliberti, et al. 1980. Vinyl chloride carcinogenicity bioassays (BT project) as an experimental model for risk identification and assessment in environmental and occupational carcinogenesis. *Epidemiol. Anim. Epidemiol. Hum.: Cas Chlorure Vinyle Momomere (Reun. Club Cancerog. Chim.)*, 20th Meeting, 1979, pp. 11-112. Publ. Essent, Paris, France. (Cited in U.S. EPA, 1992)
- Maltoni, C., G. Lefemine, A. Ciliberti, et al. 1981. Carcinogenicity bioassays of vinyl chloride monomer: A model of risk assessment on an experimental basis. *Environ. Health Perspect.* 41: 3-29.
- Monson, R.R.; J.M. Peters and M.N. Johnson. 1974. Proportional mortality among vinyl-chloride workers. *Lancet* 2: 397-398. (Cited in U.S. EPA, 1985)
- Patty, F.A., W.P. Yapt and C.P. Waite. 1930. Acute response of guinea pigs to vapors of some new commercial organic compounds. V. Vinyl chloride. *Public Health Rep.* 45: 1963-1971. (Cited in ATSDR, 1989)
- Prodan, L., I. Suci, V. Pislaru, et al. 1975. Experimental chronic poisoning with vinyl chloride (monochloroethene). *Ann. NY Acad. Sci.* 246: 159-163.
- Radike, M.J., J. Warkany, K. Stemmer and E. Bingham. 1988. Perinatal carcinogenesis induced by inhaled vinyl chloride. *Toxicologist* 8: 166.

- Sax, N.I. 1984. *Dangerous Properties of Industrial Materials*, 6th ed. Van Nostrand Reinhold CO., New York, NY, p. 2728.
- Sokal, J.A., B. Baranski, J. Majka, et al. 1980. Experimental studies on the chronic effects of vinyl chloride in rats. *J. Hyg. Epidemiol. Microbiol. Immunol.* 24: 285-294. (Cited in U.S. EPA, 1989)
- Suzuki, Y. 1978. Pulmonary tumors induced in mice by vinyl chloride monomer. *Environ. Res.* 16: 285-301.
- Suzuki, Y. 1980. Nonneoplastic effects of vinyl chloride in mouse lung. *Environ. Res.* 21: 235-253.
- Torkelson, R.R., F. Oyen and V.K. Rowe. 1961. The toxicity of vinyl chloride as determined by repeated exposure of laboratory animals. *Am. Ind. Hyg. Assoc. J.* 22: 354-361.
- Torkelson, T.R. and V.K. Rowe. 1981. Halogenated aliphatic hydrocarbons. In: Clayton, G.D. and F.E. Clayton, Eds., *Patty's Industrial Hygiene and Toxicology*, 3rd. ed., Vol. 2B. John Wiley and Sons, New York, NY, pp. 3537-3545.
- Ungvary, G., A. Hudak, E. Tatrai, et al. 1978. Effects of vinyl chloride exposure alone and in combination with trypan blue - applied systematically during all thirds of pregnancy on the fetuses of CFY rats. *Toxicology* 11: 44-54.
- U.S. EPA. 1980. *Ambient Water Quality Criteria for Vinyl Chloride*. Prepared by the Office of Water Regulations and Standards, Criteria and Standards Division, U.S. Environmental Protection Agency, Washington, DC. EPA 440/5-80-078.
- U.S. EPA. 1985. *Health and Environmental Effects Profile for Chloroethene*. Prepared by the Environmental Criteria and Assessment Office, Office of Health and Environmental Assessment, U.S. Environmental Protection Agency, Cincinnati, OH. EPA-CIN-P155.
- U.S. EPA. 1992. *Health Assessment Summary Tables. Annual FY-92*. Prepared by the Office of Health and Environmental Assessment, Environmental Criteria and Assessment Office, Cincinnati, OH, for the Office of Emergency and Remedial Response, Washington, DC.
- Viola, P.L., A. Bigotti and A. Caputo. 1971. Oncogenic response of rat skin, lungs, and bones to vinyl chloride. *Cancer Res.* 31: 516-522.
- Watanabe, P.G. and P.J. Gehring. 1976. Dose-dependent fate of vinyl chloride and its possible relationship to oncogenicity in rats. *Environ. Health Perspect.* 17: 145-152.
- Watanabe, P.G., G.R. McGowan and P.J. Gehring. 1976a. Fate of [¹⁴C]vinyl chloride after single oral administration. *Toxicol. Appl. Pharmacol.* 36: 339-352.
- Watanabe, P.G., G.R. McGowan, E.O. Madrid and P.J. Gehring. 1976b. Fate of [¹⁴C]vinyl chloride following inhalation exposure in rats. *Toxicol. Appl. Pharmacol.* 37: 49-59.
- Waxweiler, R.J., W. Stringer, J.K. Wagoner, et al. 1976. Neoplastic risk among workers exposed to vinyl chloride. *Ann. NY Acad. Sci.* 271: 40-48.
- Waxweiler, R.J., H. Falk, A. McMichael, et al. 1977. A cross-sectional epidemiologic survey of vinyl chloride workers. NTIS PB274193. (Cited in ATSDR, 1989)
- Withey, J.R. 1976. Pharmacodynamics and uptake of vinyl chloride monomer administered by various routes to rats. *J. Toxicol. Environ. Health* 1: 381-394.

ATTACHMENT 5
LEAD MODELING

Appendix E
IEUBK Lead Model Results
for Groundwater Ingestion

THIS PAGE INTENTIONALLY LEFT BLANK

AREA a UCRS - LEAD MODEL Version 0.99d

AIR CONCENTRATION: 0.100 ug Pb/m3 DEFAULT
 Indoor AIR Pb Conc: 30.0 percent of outdoor.
 Other AIR Parameters:

Age	Time Outdoors (hr)	Vent. Rate (m3/day)	Lung Abs. (%)
0-1	1.0	2.0	32.0
1-2	2.0	3.0	32.0
2-3	3.0	5.0	32.0
3-4	4.0	5.0	32.0
4-5	4.0	5.0	32.0
5-6	4.0	7.0	32.0
6-7	4.0	7.0	32.0

DIET: DEFAULT

DRINKING WATER Conc: 69.00 ug Pb/L
 WATER Consumption: DEFAULT

SOIL & DUST:

Soil: constant conc.
 Dust: constant conc.

Age	Soil (ug Pb/g)	House Dust (ug Pb/g)
0-1	200.0	200.0
1-2	200.0	200.0
2-3	200.0	200.0
3-4	200.0	200.0
4-5	200.0	200.0
5-6	200.0	200.0
6-7	200.0	200.0

Additional Dust Sources: None DEFAULT

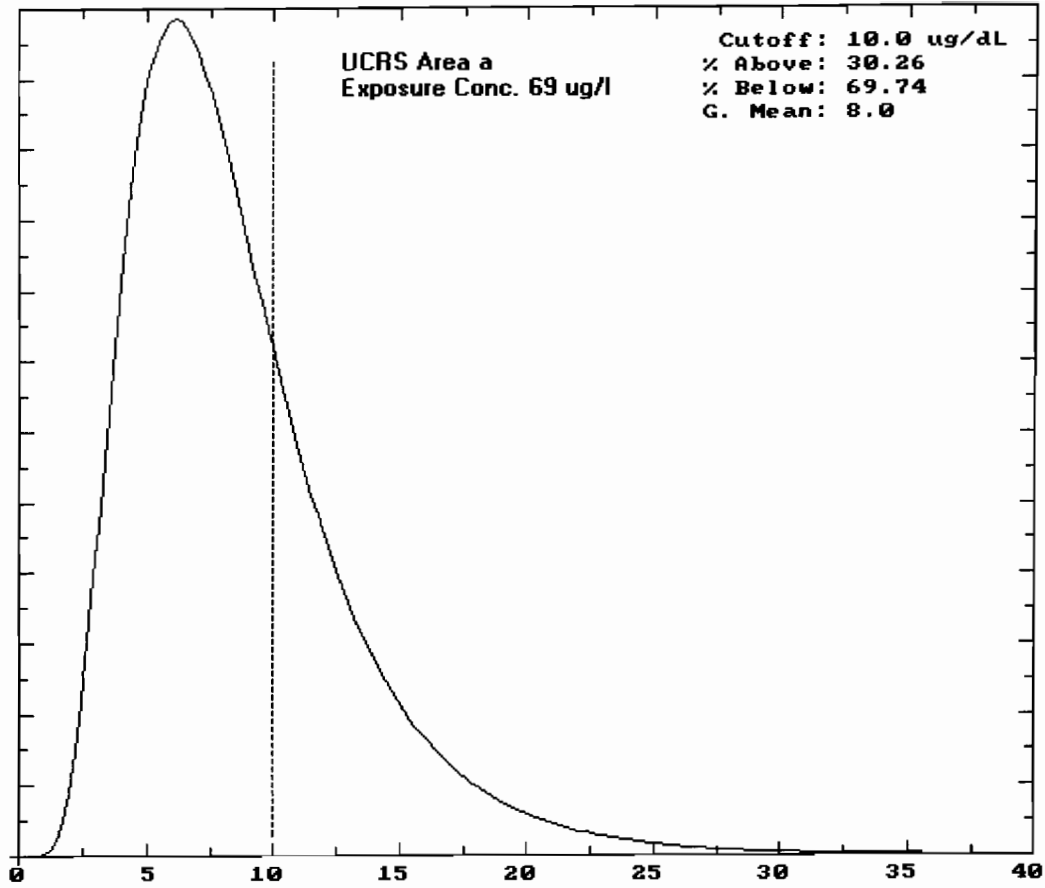
PAINT Intake: 0.00 ug Pb/day DEFAULT

MATERNAL CONTRIBUTION: Infant Model
 Maternal Blood Conc: 2.50 ug Pb/dL

CALCULATED BLOOD Pb and Pb UPTAKES:

YEAR	Blood Level (ug/dL)	Total Uptake (ug/day)	Soil+Dust Uptake (ug/day)	Diet Uptake (ug/day)	Water Uptake (ug/day)	Paint Uptake (ug/day)	Air Uptake (ug/day)
0.5-1:	6.8	12.76	4.40	2.39	5.95	0.00	0.02
1-2:	9.1	23.00	6.59	2.35	14.03	0.00	0.03
2-3:	8.9	24.39	6.73	2.70	14.90	0.00	0.06
3-4:	8.7	25.14	6.88	2.65	15.54	0.00	0.07
4-5:	8.1	24.48	5.24	2.62	16.56	0.00	0.07
5-6:	7.7	25.32	4.77	2.80	17.66	0.00	0.09
6-7:	7.2	25.86	4.54	3.11	18.11	0.00	0.09

Probability Density
Function $f(\text{blood Pb})$



LEAD 0.99d

BLOOD LEAD CONCENTRATION (ug/dL)
0 to 84 Months

Esc:EXIT F10:PRINT

AREA b UCRS - LEAD MODEL Version 0.99d

AIR CONCENTRATION: 0.100 ug Pb/m3 DEFAULT
 Indoor AIR Pb Conc: 30.0 percent of outdoor.
 Other AIR Parameters:

Age	Time Outdoors (hr)	Vent. Rate (m3/day)	Lung Abs. (%)
0-1	1.0	2.0	32.0
1-2	2.0	3.0	32.0
2-3	3.0	5.0	32.0
3-4	4.0	5.0	32.0
4-5	4.0	5.0	32.0
5-6	4.0	7.0	32.0
6-7	4.0	7.0	32.0

DIET: DEFAULT

DRINKING WATER Conc: 1.80 ug Pb/L
 WATER Consumption: DEFAULT

SOIL & DUST:

Soil: constant conc.
 Dust: constant conc.

Age	Soil (ug Pb/g)	House Dust (ug Pb/g)
0-1	200.0	200.0
1-2	200.0	200.0
2-3	200.0	200.0
3-4	200.0	200.0
4-5	200.0	200.0
5-6	200.0	200.0
6-7	200.0	200.0

Additional Dust Sources: None DEFAULT

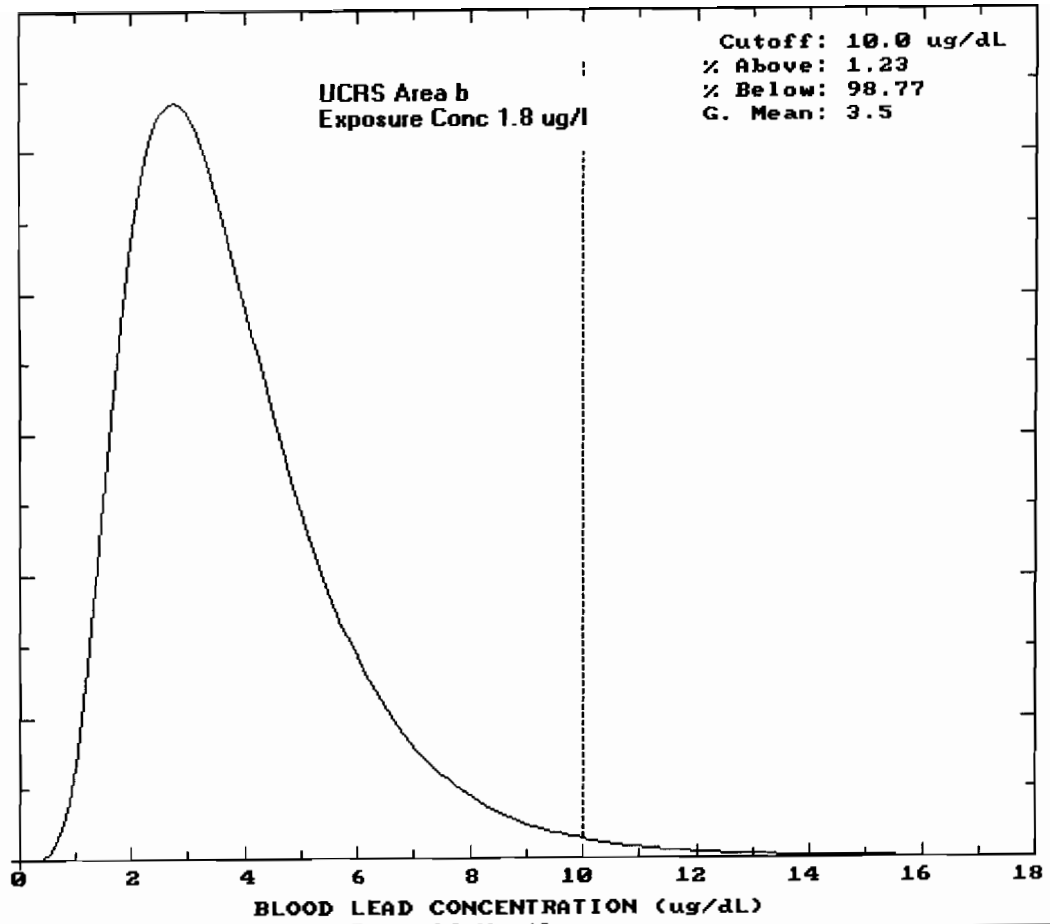
PAINT Intake: 0.00 ug Pb/day DEFAULT

MATERNAL CONTRIBUTION: Infant Model
 Maternal Blood Conc: 2.50 ug Pb/dL

CALCULATED BLOOD Pb and Pb UPTAKES:

YEAR	Blood Level (ug/dL)	Total Uptake (ug/day)	Soil+Dust Uptake (ug/day)	Diet Uptake (ug/day)	Water Uptake (ug/day)	Paint Uptake (ug/day)	Air Uptake (ug/day)
0.5-1:	4.0	7.41	4.69	2.54	0.17	0.00	0.02
1-2:	4.4	10.47	7.39	2.64	0.41	0.00	0.03
2-3:	4.1	10.95	7.47	2.99	0.43	0.00	0.06
3-4:	3.9	10.98	7.56	2.91	0.44	0.00	0.07
4-5:	3.2	9.11	5.71	2.86	0.47	0.00	0.07
5-6:	2.8	8.81	5.18	3.04	0.50	0.00	0.09
6-7:	2.5	8.87	4.90	3.37	0.51	0.00	0.09

Probability Density
Function f(blood Pb)



LEAD 0.99d

Esc:EXIT F10:PRINT

AREA d UCRS - LEAD MODEL Version 0.99d

AIR CONCENTRATION: 0.100 ug Pb/m3 DEFAULT
 Indoor AIR Pb Conc: 30.0 percent of outdoor.
 Other AIR Parameters:

Age	Time Outdoors (hr)	Vent. Rate (m3/day)	Lung Abs. (%)
0-1	1.0	2.0	32.0
1-2	2.0	3.0	32.0
2-3	3.0	5.0	32.0
3-4	4.0	5.0	32.0
4-5	4.0	5.0	32.0
5-6	4.0	7.0	32.0
6-7	4.0	7.0	32.0

DIET: DEFAULT

DRINKING WATER Conc: 35.00 ug Pb/L
 WATER Consumption: DEFAULT

SOIL & DUST:

Soil: constant conc.
 Dust: constant conc.

Age	Soil (ug Pb/g)	House Dust (ug Pb/g)
0-1	200.0	200.0
1-2	200.0	200.0
2-3	200.0	200.0
3-4	200.0	200.0
4-5	200.0	200.0
5-6	200.0	200.0
6-7	200.0	200.0

Additional Dust Sources: None DEFAULT

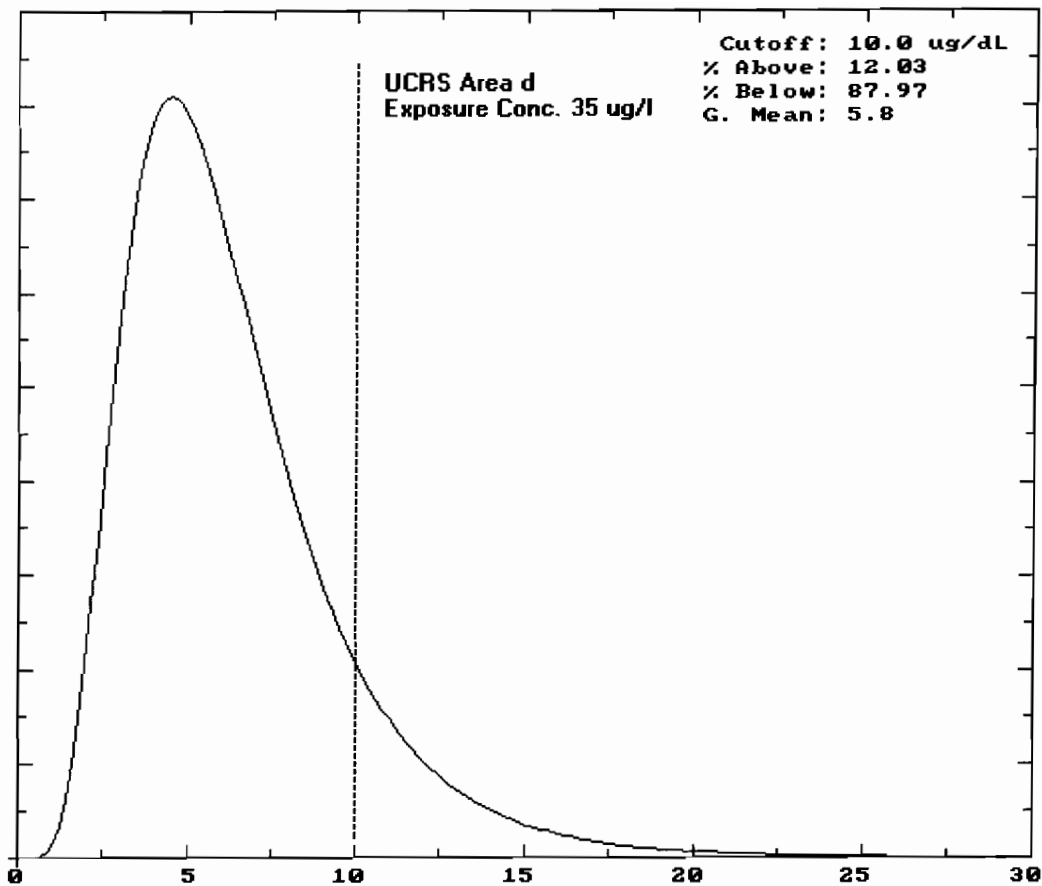
PAINT Intake: 0.00 ug Pb/day DEFAULT

MATERNAL CONTRIBUTION: Infant Model
 Maternal Blood Conc: 2.50 ug Pb/dL

CALCULATED BLOOD Pb and Pb UPTAKES:

YEAR	Blood Level (ug/dL)	Total Uptake (ug/day)	Soil+Dust Uptake (ug/day)	Diet Uptake (ug/day)	Water Uptake (ug/day)	Paint Uptake (ug/day)	Air Uptake (ug/day)
0.5-1:	5.4	10.14	4.54	2.46	3.12	0.00	0.02
1-2:	6.9	17.00	6.96	2.48	7.52	0.00	0.03
2-3:	6.6	17.92	7.08	2.83	7.95	0.00	0.06
3-4:	6.4	18.29	7.20	2.77	8.25	0.00	0.07
4-5:	5.8	17.03	5.46	2.74	8.76	0.00	0.07
5-6:	5.3	17.30	4.96	2.91	9.33	0.00	0.09
6-7:	5.0	17.59	4.71	3.24	9.54	0.00	0.09

Probability Density
Function f(blood Pb)



UCRS Area d
Exposure Conc. 35 ug/l

Cutoff: 10.0 ug/dL
% Above: 12.03
% Below: 87.97
G. Mean: 5.8

LEAD 0.99d

BLOOD LEAD CONCENTRATION (ug/dL)
0 to 84 Months

Esc:EXIT F10:PRINT

AREA i UCRS - LEAD MODEL Version 0.99d

AIR CONCENTRATION: 0.100 ug Pb/m3 DEFAULT
 Indoor AIR Pb Conc: 30.0 percent of outdoor.
 Other AIR Parameters:

Age	Time Outdoors (hr)	Vent. Rate (m3/day)	Lung Abs. (%)
0-1	1.0	2.0	32.0
1-2	2.0	3.0	32.0
2-3	3.0	5.0	32.0
3-4	4.0	5.0	32.0
4-5	4.0	5.0	32.0
5-6	4.0	7.0	32.0
6-7	4.0	7.0	32.0

DIET: DEFAULT

DRINKING WATER Conc: 57.00 ug Pb/L
 WATER Consumption: DEFAULT

SOIL & DUST:

Soil: constant conc.
 Dust: constant conc.

Age	Soil (ug Pb/g)	House Dust (ug Pb/g)
0-1	200.0	200.0
1-2	200.0	200.0
2-3	200.0	200.0
3-4	200.0	200.0
4-5	200.0	200.0
5-6	200.0	200.0
6-7	200.0	200.0

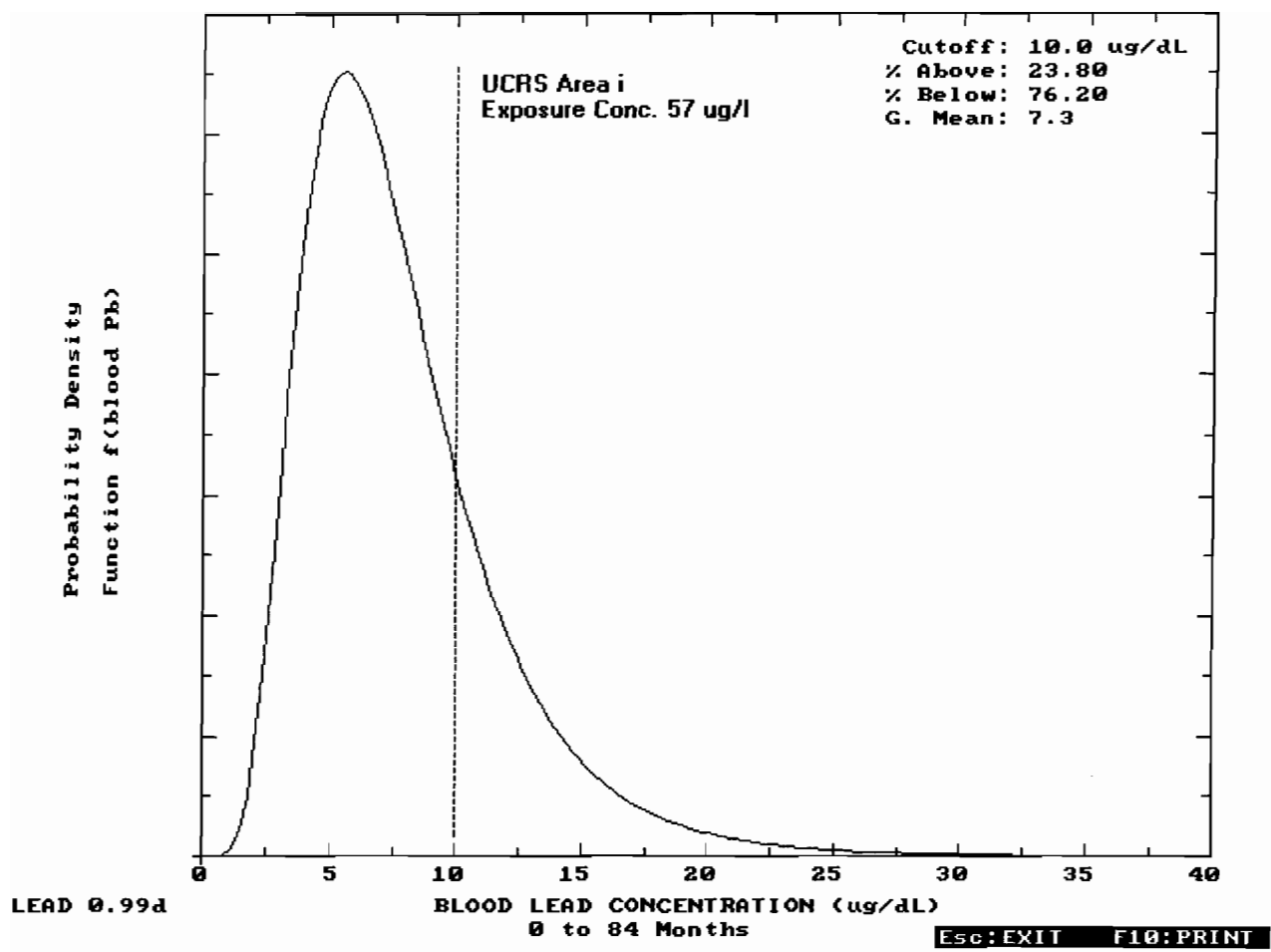
Additional Dust Sources: None DEFAULT

PAINT Intake: 0.00 ug Pb/day DEFAULT

MATERNAL CONTRIBUTION: Infant Model
 Maternal Blood Conc: 2.50 ug Pb/dL

CALCULATED BLOOD Pb and Pb UPTAKES:

YEAR	Blood Level (ug/dL)	Total Uptake (ug/day)	Soil+Dust Uptake (ug/day)	Diet Uptake (ug/day)	Water Uptake (ug/day)	Paint Uptake (ug/day)	Air Uptake (ug/day)
0.5-1:	6.3	11.85	4.45	2.41	4.97	0.00	0.02
1-2:	8.4	20.95	6.71	2.40	11.81	0.00	0.03
2-3:	8.1	22.18	6.85	2.74	12.53	0.00	0.06
3-4:	7.9	22.79	6.99	2.69	13.04	0.00	0.07
4-5:	7.3	21.92	5.31	2.66	13.88	0.00	0.07
5-6:	6.9	22.56	4.83	2.84	14.80	0.00	0.09
6-7:	6.5	23.01	4.60	3.16	15.16	0.00	0.09



AREA k - LEAD MODEL Version 0.99d

AIR CONCENTRATION: 0.100 ug Pb/m3 DEFAULT
 Indoor AIR Pb Conc: 30.0 percent of outdoor.
 Other AIR Parameters:

Age	Time Outdoors (hr)	Vent. Rate (m3/day)	Lung Abs. (%)
0-1	1.0	2.0	32.0
1-2	2.0	3.0	32.0
2-3	3.0	5.0	32.0
3-4	4.0	5.0	32.0
4-5	4.0	5.0	32.0
5-6	4.0	7.0	32.0
6-7	4.0	7.0	32.0

DIET: DEFAULT

DRINKING WATER Conc: 153.00 ug Pb/L
 WATER Consumption: DEFAULT

SOIL & DUST:

Soil: constant conc.
 Dust: constant conc.

Age	Soil (ug Pb/g)	House Dust (ug Pb/g)
0-1	200.0	200.0
1-2	200.0	200.0
2-3	200.0	200.0
3-4	200.0	200.0
4-5	200.0	200.0
5-6	200.0	200.0
6-7	200.0	200.0

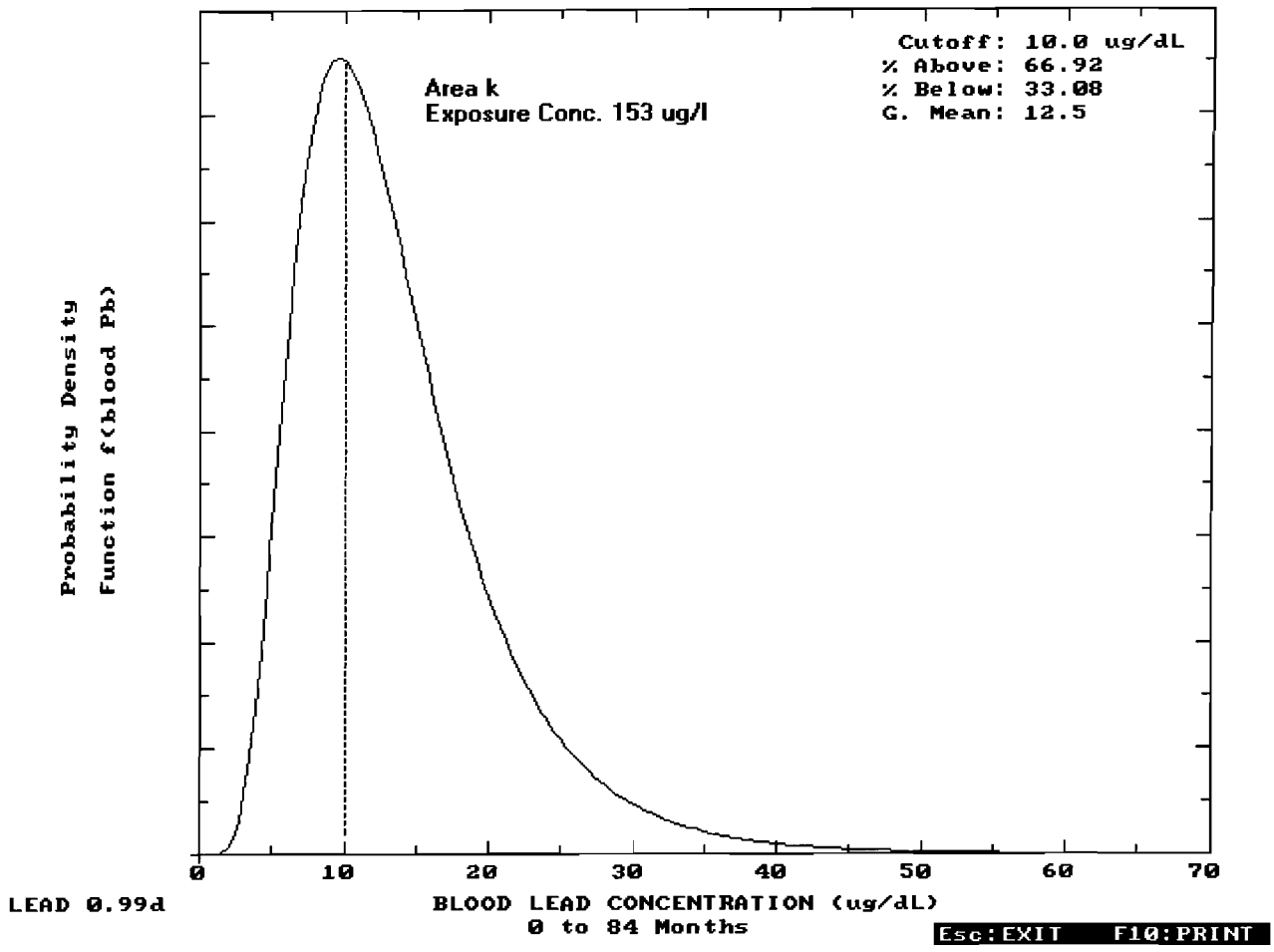
Additional Dust Sources: None DEFAULT

PAINT Intake: 0.00 ug Pb/day DEFAULT

MATERNAL CONTRIBUTION: Infant Model
 Maternal Blood Conc: 2.50 ug Pb/dL

CALCULATED BLOOD Pb and Pb UPTAKES:

YEAR	Blood Level (ug/dL)	Total Uptake (ug/day)	Soil+Dust Uptake (ug/day)	Diet Uptake (ug/day)	Water Uptake (ug/day)	Paint Uptake (ug/day)	Air Uptake (ug/day)
0.5-1:	9.8	18.65	4.10	2.22	12.30	0.00	0.02
1-2:	13.9	35.61	5.85	2.09	27.64	0.00	0.03
2-3:	13.8	38.13	6.03	2.42	29.62	0.00	0.06
3-4:	13.5	39.88	6.23	2.40	31.18	0.00	0.07
4-5:	13.1	40.65	4.77	2.39	33.43	0.00	0.07
5-6:	12.7	42.81	4.36	2.56	35.80	0.00	0.09
6-7:	12.1	44.00	4.17	2.86	36.88	0.00	0.09



AREA 1 UCRS - LEAD MODEL Version 0.99d

AIR CONCENTRATION: 0.100 ug Pb/m3 DEFAULT
 Indoor AIR Pb Conc: 30.0 percent of outdoor.
 Other AIR Parameters:

Age	Time Outdoors (hr)	Vent. Rate (m3/day)	Lung Abs. (%)
0-1	1.0	2.0	32.0
1-2	2.0	3.0	32.0
2-3	3.0	5.0	32.0
3-4	4.0	5.0	32.0
4-5	4.0	5.0	32.0
5-6	4.0	7.0	32.0
6-7	4.0	7.0	32.0

DIET: DEFAULT

DRINKING WATER Conc: 47.00 ug Pb/L
 WATER Consumption: DEFAULT

SOIL & DUST:

Soil: constant conc.
 Dust: constant conc.

Age	Soil (ug Pb/g)	House Dust (ug Pb/g)
0-1	200.0	200.0
1-2	200.0	200.0
2-3	200.0	200.0
3-4	200.0	200.0
4-5	200.0	200.0
5-6	200.0	200.0
6-7	200.0	200.0

Additional Dust Sources: None DEFAULT

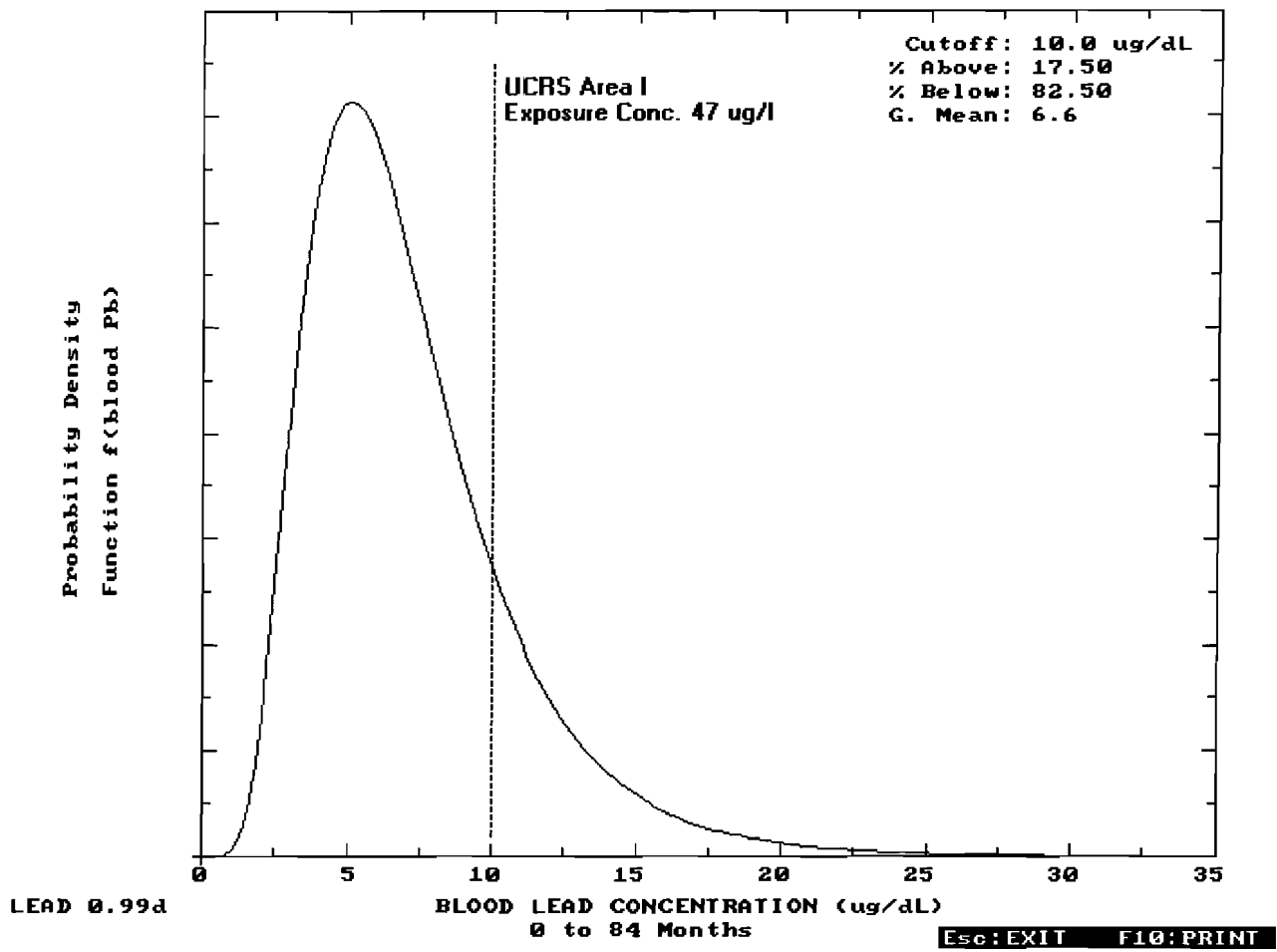
PAINT Intake: 0.00 ug Pb/day DEFAULT

MATERNAL CONTRIBUTION: Infant Model
 Maternal Blood Conc: 2.50 ug Pb/dL

CALCULATED BLOOD Pb and Pb UPTAKES:

YEAR	Blood Level (ug/dL)	Total Uptake (ug/day)	Soil+Dust Uptake (ug/day)
0.5-1:	5.9	11.08	4.49
1-2:	7.7	19.19	6.82
2-3:	7.5	20.28	6.95
3-4:	7.2	20.78	7.09
4-5:	6.6	19.73	5.38
5-6:	6.2	20.20	4.89
6-7:	5.8	20.58	4.65

YEAR	Diet Uptake (ug/day)	Water Uptake (ug/day)	Paint Uptake (ug/day)	Air Uptake (ug/day)
0.5-1:	2.43	4.14	0.00	0.02
1-2:	2.43	9.90	0.00	0.03
2-3:	2.78	10.48	0.00	0.06
3-4:	2.73	10.90	0.00	0.07
4-5:	2.69	11.59	0.00	0.07
5-6:	2.87	12.35	0.00	0.09
6-7:	3.19	12.64	0.00	0.09



AREA m UCRS - LEAD MODEL Version 0.99d

AIR CONCENTRATION: 0.100 ug Pb/m3 DEFAULT
 Indoor AIR Pb Conc: 30.0 percent of outdoor.
 Other AIR Parameters:

Age	Time Outdoors (hr)	Vent. Rate (m3/day)	Lung Abs. (%)
0-1	1.0	2.0	32.0
1-2	2.0	3.0	32.0
2-3	3.0	5.0	32.0
3-4	4.0	5.0	32.0
4-5	4.0	5.0	32.0
5-6	4.0	7.0	32.0
6-7	4.0	7.0	32.0

DIET: DEFAULT

DRINKING WATER Conc: 51.00 ug Pb/L
 WATER Consumption: DEFAULT

SOIL & DUST:

Soil: constant conc.
 Dust: constant conc.

Age	Soil (ug Pb/g)	House Dust (ug Pb/g)
0-1	200.0	200.0
1-2	200.0	200.0
2-3	200.0	200.0
3-4	200.0	200.0
4-5	200.0	200.0
5-6	200.0	200.0
6-7	200.0	200.0

Additional Dust Sources: None DEFAULT

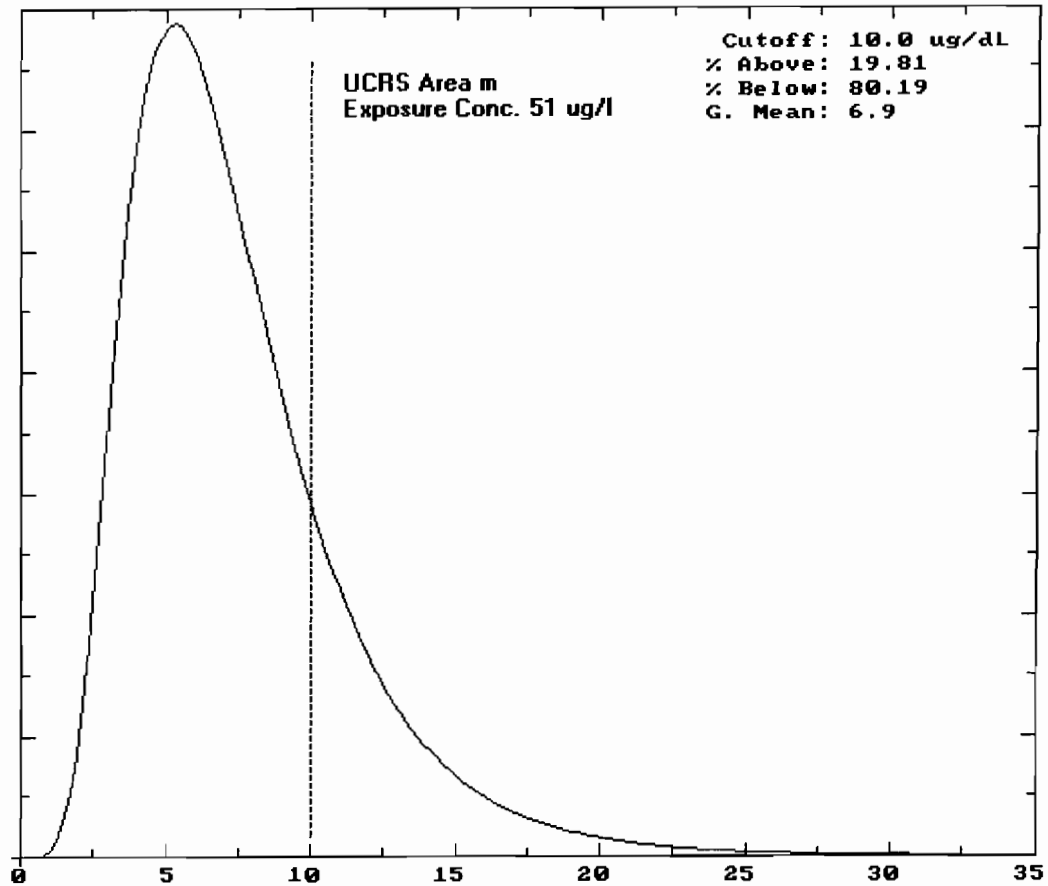
PAINT Intake: 0.00 ug Pb/day DEFAULT

MATERNAL CONTRIBUTION: Infant Model
 Maternal Blood Conc: 2.50 ug Pb/dL

CALCULATED BLOOD Pb and Pb UPTAKES:

YEAR	Blood Level (ug/dL)	Total Uptake (ug/day)	Soil+Dust Uptake (ug/day)	Diet Uptake (ug/day)	Water Uptake (ug/day)	Paint Uptake (ug/day)	Air Uptake (ug/day)
0.5-1:	6.1	11.39	4.47	2.42	4.47	0.00	0.02
1-2:	8.0	19.90	6.78	2.42	10.67	0.00	0.03
2-3:	7.7	21.04	6.91	2.77	11.31	0.00	0.06
3-4:	7.5	21.59	7.05	2.71	11.76	0.00	0.07
4-5:	6.9	20.61	5.35	2.68	12.51	0.00	0.07
5-6:	6.5	21.15	4.87	2.86	13.33	0.00	0.09
6-7:	6.1	21.56	4.63	3.18	13.66	0.00	0.09

Probability Density
Function $f(\text{blood Pb})$



LEAD 0.99d

BLOOD LEAD CONCENTRATION (ug/dL)
0 to 84 Months

Esc:EXIT F10:PRINT

AREA n UCRS - LEAD MODEL Version 0.99d

AIR CONCENTRATION: 0.100 ug Pb/m3 DEFAULT
 Indoor AIR Pb Conc: 30.0 percent of outdoor.
 Other AIR Parameters:

Age	Time Outdoors (hr)	Vent. Rate (m3/day)	Lung Abs. (%)
0-1	1.0	2.0	32.0
1-2	2.0	3.0	32.0
2-3	3.0	5.0	32.0
3-4	4.0	5.0	32.0
4-5	4.0	5.0	32.0
5-6	4.0	7.0	32.0
6-7	4.0	7.0	32.0

DIET: DEFAULT

DRINKING WATER Conc: 48.00 ug Pb/L
 WATER Consumption: DEFAULT

SOIL & DUST:

Soil: constant conc.
 Dust: constant conc.

Age	Soil (ug Pb/g)	House Dust (ug Pb/g)
0-1	200.0	200.0
1-2	200.0	200.0
2-3	200.0	200.0
3-4	200.0	200.0
4-5	200.0	200.0
5-6	200.0	200.0
6-7	200.0	200.0

Additional Dust Sources: None DEFAULT

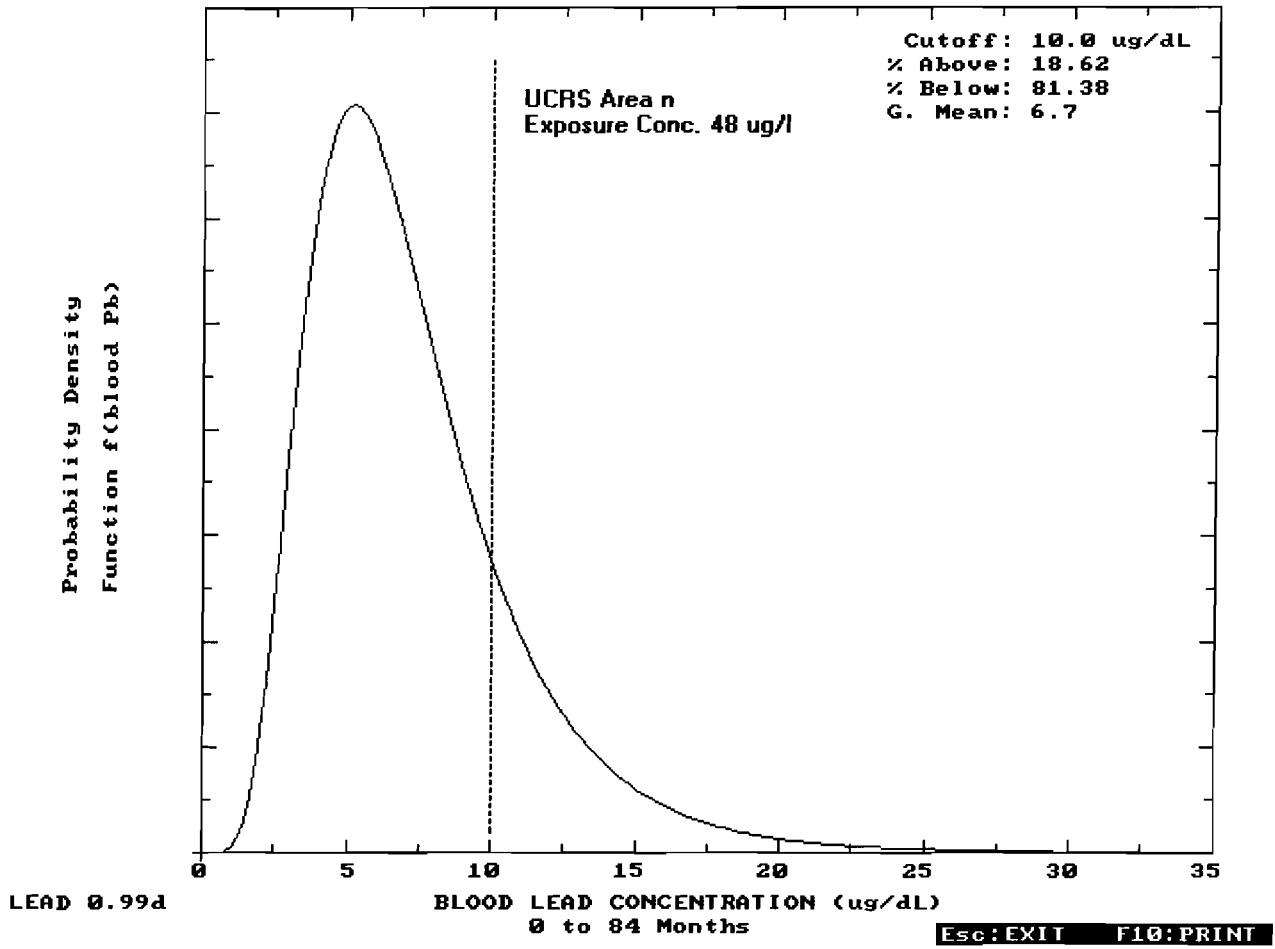
PAINT Intake: 0.00 ug Pb/day DEFAULT

MATERNAL CONTRIBUTION: Infant Model
 Maternal Blood Conc: 2.50 ug Pb/dL

CALCULATED BLOOD Pb and Pb UPTAKES:

YEAR	Blood Level (ug/dL)	Total Uptake (ug/day)	Soil+Dust Uptake (ug/day)
0.5-1:	6.0	11.16	4.48
1-2:	7.8	19.37	6.81
2-3:	7.5	20.47	6.94
3-4:	7.3	20.98	7.08
4-5:	6.7	19.95	5.37
5-6:	6.3	20.44	4.89
6-7:	5.9	20.82	4.64

YEAR	Diet Uptake (ug/day)	Water Uptake (ug/day)	Paint Uptake (ug/day)	Air Uptake (ug/day)
0.5-1:	2.43	4.22	0.00	0.02
1-2:	2.43	10.09	0.00	0.03
2-3:	2.78	10.69	0.00	0.06
3-4:	2.73	11.11	0.00	0.07
4-5:	2.69	11.82	0.00	0.07
5-6:	2.87	12.59	0.00	0.09
6-7:	3.19	12.90	0.00	0.09



AREA b RGA - LEAD MODEL Version 0.99d

AIR CONCENTRATION: 0.100 ug Pb/m3 DEFAULT
 Indoor AIR Pb Conc: 30.0 percent of outdoor.
 Other AIR Parameters:

Age	Time Outdoors (hr)	Vent. Rate (m3/day)	Lung Abs. (%)
0-1	1.0	2.0	32.0
1-2	2.0	3.0	32.0
2-3	3.0	5.0	32.0
3-4	4.0	5.0	32.0
4-5	4.0	5.0	32.0
5-6	4.0	7.0	32.0
6-7	4.0	7.0	32.0

DIET: DEFAULT

DRINKING WATER Conc: 41.00 ug Pb/L
 WATER Consumption: DEFAULT

SOIL & DUST:

Soil: constant conc.
 Dust: constant conc.

Age	Soil (ug Pb/g)	House Dust (ug Pb/g)
0-1	200.0	200.0
1-2	200.0	200.0
2-3	200.0	200.0
3-4	200.0	200.0
4-5	200.0	200.0
5-6	200.0	200.0
6-7	200.0	200.0

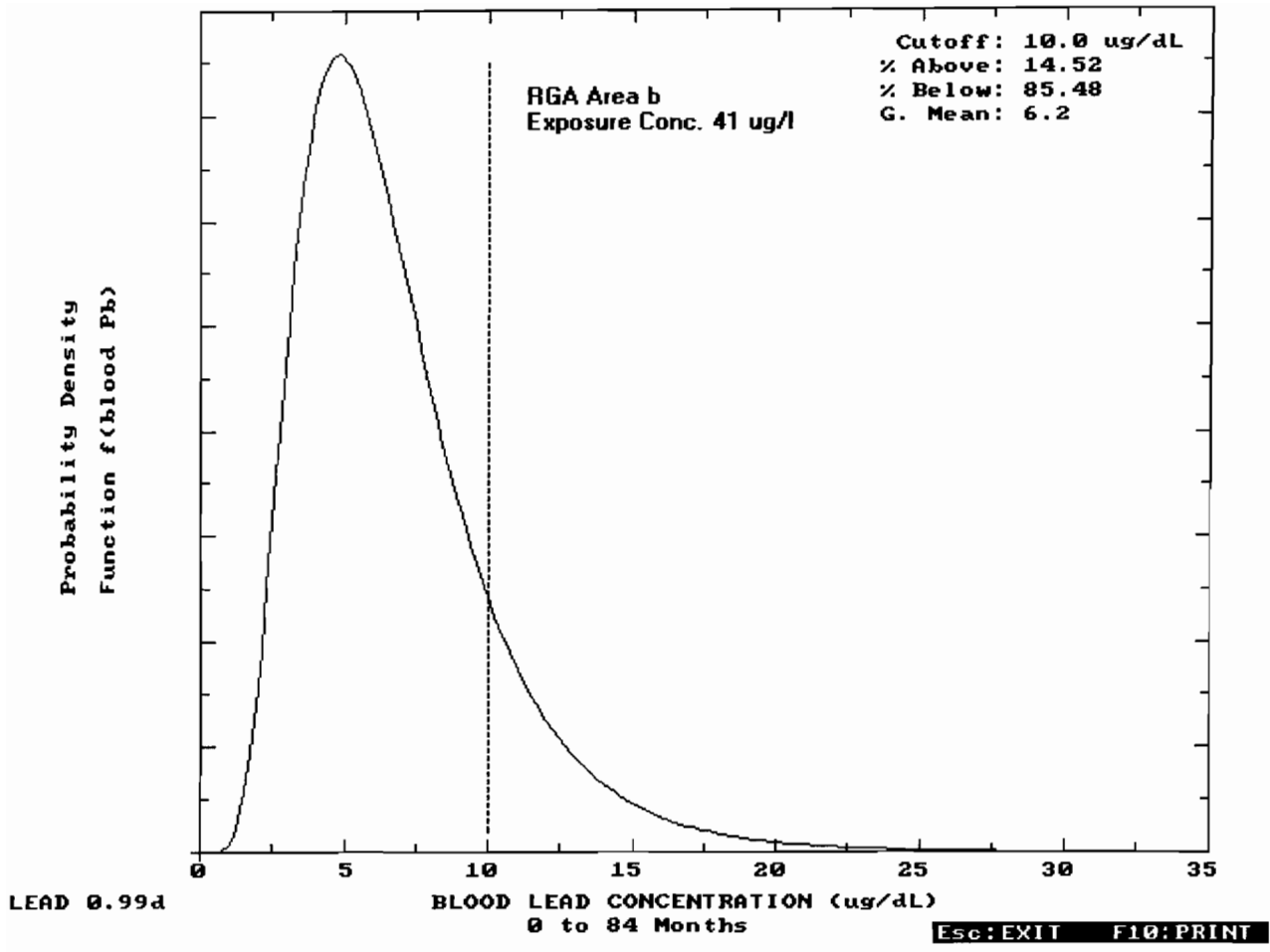
Additional Dust Sources: None DEFAULT

PAINT Intake: 0.00 ug Pb/day DEFAULT

MATERNAL CONTRIBUTION: Infant Model
 Maternal Blood Conc: 2.50 ug Pb/dL

CALCULATED BLOOD Pb and Pb UPTAKES:

YEAR	Blood Level (ug/dL)	Total Uptake (ug/day)	Soil+Dust Uptake (ug/day)	Diet Uptake (ug/day)	Water Uptake (ug/day)	Paint Uptake (ug/day)	Air Uptake (ug/day)
0.5-1:	5.7	10.61	4.51	2.45	3.63	0.00	0.02
1-2:	7.3	18.11	6.89	2.46	8.72	0.00	0.03
2-3:	7.0	19.11	7.01	2.81	9.23	0.00	0.06
3-4:	6.8	19.54	7.14	2.75	9.58	0.00	0.07
4-5:	6.2	18.39	5.42	2.71	10.19	0.00	0.07
5-6:	5.8	18.76	4.93	2.89	10.85	0.00	0.09
6-7:	5.4	19.09	4.68	3.21	11.10	0.00	0.09



AREA d RGA - LEAD MODEL Version 0.99d

AIR CONCENTRATION: 0.100 ug Pb/m3 DEFAULT
 Indoor AIR Pb Conc: 30.0 percent of outdoor.
 Other AIR Parameters:

Age	Time Outdoors (hr)	Vent. Rate (m3/day)	Lung Abs. (%)
0-1	1.0	2.0	32.0
1-2	2.0	3.0	32.0
2-3	3.0	5.0	32.0
3-4	4.0	5.0	32.0
4-5	4.0	5.0	32.0
5-6	4.0	7.0	32.0
6-7	4.0	7.0	32.0

DIET: DEFAULT

DRINKING WATER Conc: 67.00 ug Pb/L
 WATER Consumption: DEFAULT

SOIL & DUST:

Soil: constant conc.
 Dust: constant conc.

Age	Soil (ug Pb/g)	House Dust (ug Pb/g)
0-1	200.0	200.0
1-2	200.0	200.0
2-3	200.0	200.0
3-4	200.0	200.0
4-5	200.0	200.0
5-6	200.0	200.0
6-7	200.0	200.0

Additional Dust Sources: None DEFAULT

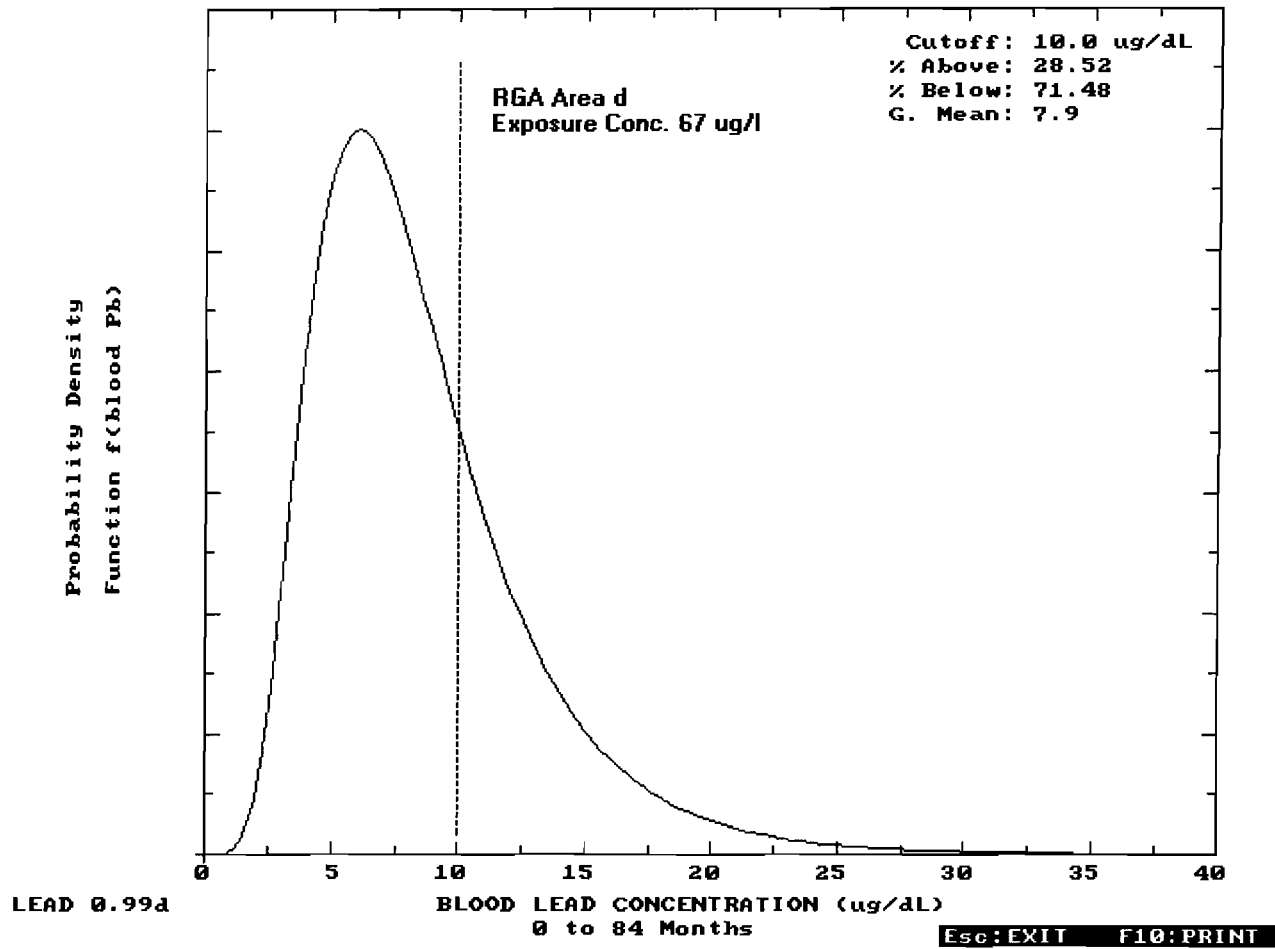
PAINT Intake: 0.00 ug Pb/day DEFAULT

MATERNAL CONTRIBUTION: Infant Model
 Maternal Blood Conc: 2.50 ug Pb/dL

CALCULATED BLOOD Pb and Pb UPTAKES:

YEAR	Blood Level (ug/dL)	Total Uptake (ug/day)	Soil+Dust Uptake (ug/day)
0.5-1:	6.7	12.61	4.41
1-2:	9.0	22.66	6.61
2-3:	8.8	24.02	6.75
3-4:	8.5	24.75	6.90
4-5:	8.0	24.06	5.25
5-6:	7.6	24.87	4.78
6-7:	7.1	25.39	4.55

YEAR	Diet Uptake (ug/day)	Water Uptake (ug/day)	Paint Uptake (ug/day)	Air Uptake (ug/day)
0.5-1:	2.39	5.79	0.00	0.02
1-2:	2.36	13.66	0.00	0.03
2-3:	2.70	14.51	0.00	0.06
3-4:	2.66	15.13	0.00	0.07
4-5:	2.63	16.12	0.00	0.07
5-6:	2.80	17.19	0.00	0.09
6-7:	3.12	17.63	0.00	0.09



AREA g RGA - LEAD MODEL Version 0.99d

AIR CONCENTRATION: 0.100 ug Pb/m3 DEFAULT
 Indoor AIR Pb Conc: 30.0 percent of outdoor.
 Other AIR Parameters:

Age	Time Outdoors (hr)	Vent. Rate (m3/day)	Lung Abs. (%)
0-1	1.0	2.0	32.0
1-2	2.0	3.0	32.0
2-3	3.0	5.0	32.0
3-4	4.0	5.0	32.0
4-5	4.0	5.0	32.0
5-6	4.0	7.0	32.0
6-7	4.0	7.0	32.0

DIET: DEFAULT

DRINKING WATER Conc: 67.00 ug Pb/L
 WATER Consumption: DEFAULT

SOIL & DUST:

Soil: constant conc.
 Dust: constant conc.

Age	Soil (ug Pb/g)	House Dust (ug Pb/g)
0-1	200.0	200.0
1-2	200.0	200.0
2-3	200.0	200.0
3-4	200.0	200.0
4-5	200.0	200.0
5-6	200.0	200.0
6-7	200.0	200.0

Additional Dust Sources: None DEFAULT

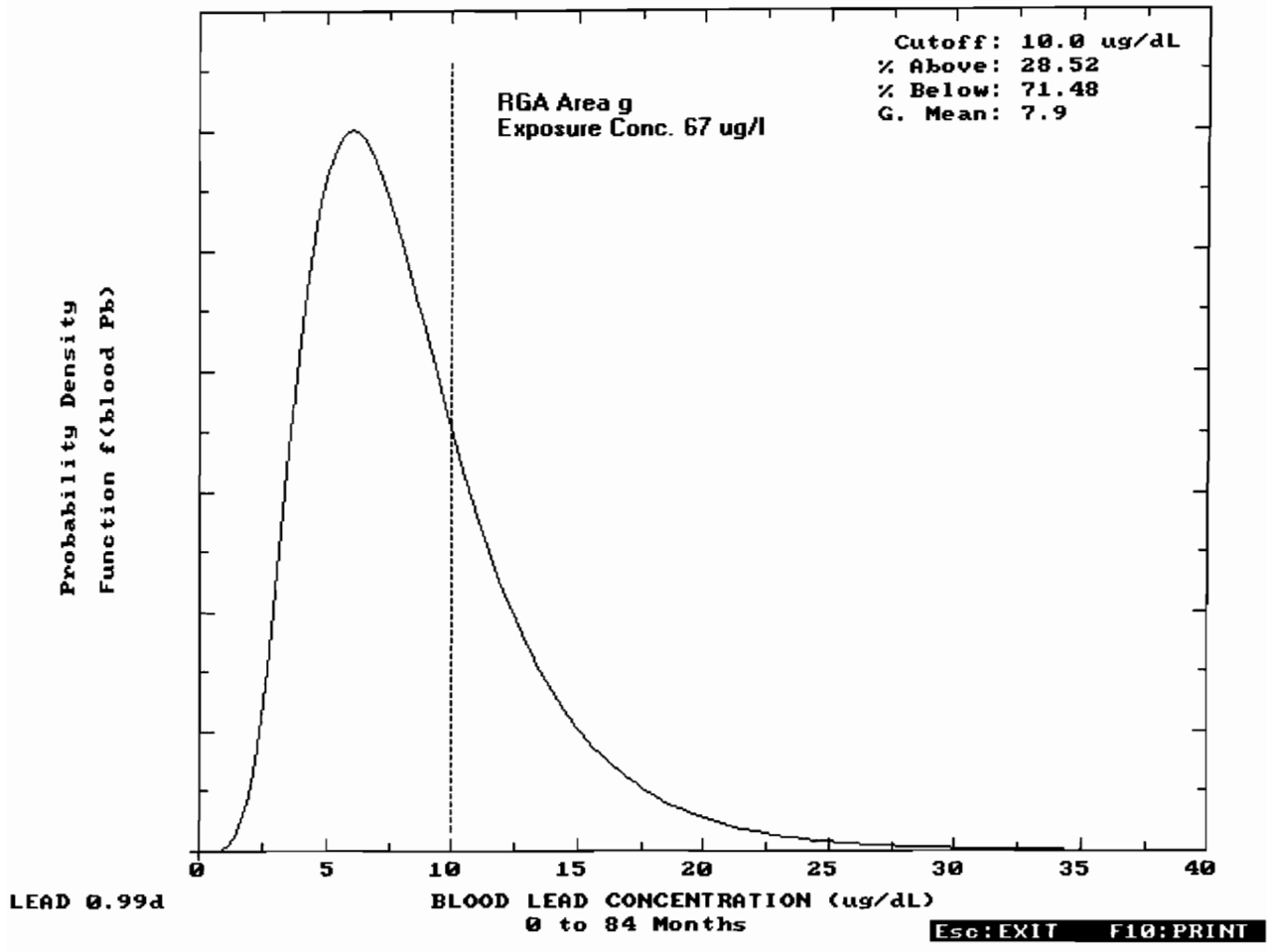
PAINT Intake: 0.00 ug Pb/day DEFAULT

MATERNAL CONTRIBUTION: Infant Model
 Maternal Blood Conc: 2.50 ug Pb/dL

CALCULATED BLOOD Pb and Pb UPTAKES:

YEAR	Blood Level (ug/dL)	Total Uptake (ug/day)	Soil+Dust Uptake (ug/day)
0.5-1:	6.7	12.61	4.41
1-2:	9.0	22.66	6.61
2-3:	8.8	24.02	6.75
3-4:	8.5	24.75	6.90
4-5:	8.0	24.06	5.25
5-6:	7.6	24.87	4.78
6-7:	7.1	25.39	4.55

YEAR	Diet Uptake (ug/day)	Water Uptake (ug/day)	Paint Uptake (ug/day)	Air Uptake (ug/day)
0.5-1:	2.39	5.79	0.00	0.02
1-2:	2.36	13.66	0.00	0.03
2-3:	2.70	14.51	0.00	0.06
3-4:	2.66	15.13	0.00	0.07
4-5:	2.63	16.12	0.00	0.07
5-6:	2.80	17.19	0.00	0.09
6-7:	3.12	17.63	0.00	0.09



AREA 1 RGA - LEAD MODEL Version 0.99d

AIR CONCENTRATION: 0.100 ug Pb/m3 DEFAULT
 Indoor AIR Pb Conc: 30.0 percent of outdoor.
 Other AIR Parameters:

Age	Time Outdoors (hr)	Vent. Rate (m3/day)	Lung Abs. (%)
0-1	1.0	2.0	32.0
1-2	2.0	3.0	32.0
2-3	3.0	5.0	32.0
3-4	4.0	5.0	32.0
4-5	4.0	5.0	32.0
5-6	4.0	7.0	32.0
6-7	4.0	7.0	32.0

DIET: DEFAULT

DRINKING WATER Conc: 50.00 ug Pb/L
 WATER Consumption: DEFAULT

SOIL & DUST:

Soil: constant conc.
 Dust: constant conc.

Age	Soil (ug Pb/g)	House Dust (ug Pb/g)
0-1	200.0	200.0
1-2	200.0	200.0
2-3	200.0	200.0
3-4	200.0	200.0
4-5	200.0	200.0
5-6	200.0	200.0
6-7	200.0	200.0

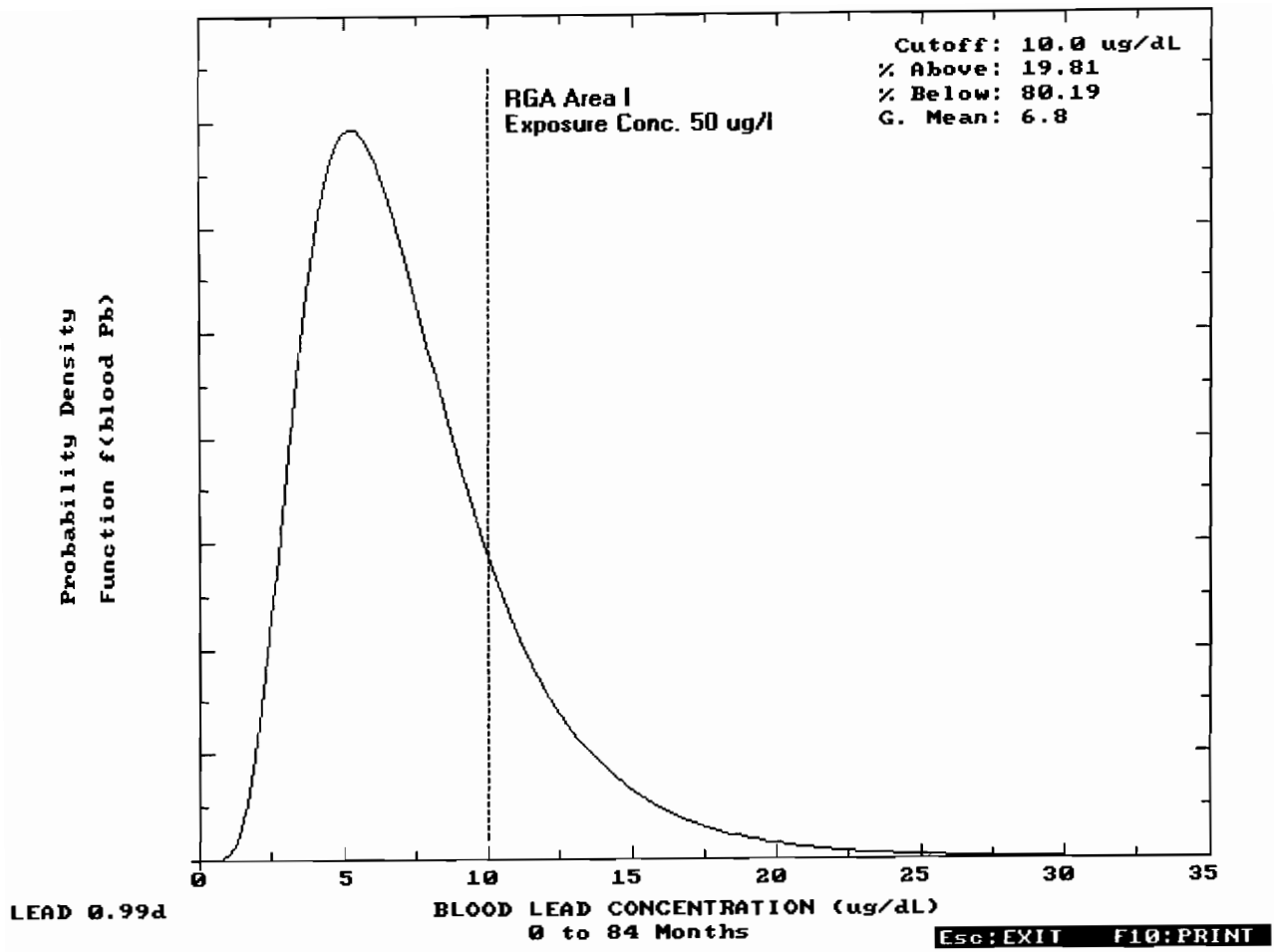
Additional Dust Sources: None DEFAULT

PAINT Intake: 0.00 ug Pb/day DEFAULT

MATERNAL CONTRIBUTION: Infant Model
 Maternal Blood Conc: 2.50 ug Pb/dL

CALCULATED BLOOD Pb and Pb UPTAKES:

YEAR	Blood Level (ug/dL)	Total Uptake (ug/day)	Soil+Dust Uptake (ug/day)	Diet Uptake (ug/day)	Water Uptake (ug/day)	Paint Uptake (ug/day)	Air Uptake (ug/day)
0.5-1:	6.1	11.31	4.48	2.43	4.39	0.00	0.02
1-2:	7.9	19.72	6.79	2.42	10.48	0.00	0.03
2-3:	7.7	20.85	6.92	2.77	11.10	0.00	0.06
3-4:	7.4	21.39	7.06	2.72	11.54	0.00	0.07
4-5:	6.8	20.39	5.36	2.68	12.28	0.00	0.07
5-6:	6.4	20.92	4.87	2.86	13.09	0.00	0.09
6-7:	6.0	21.31	4.63	3.18	13.40	0.00	0.09



AREA m RGA - LEAD MODEL Version 0.99d

AIR CONCENTRATION: 0.100 ug Pb/m3 DEFAULT
 Indoor AIR Pb Conc: 30.0 percent of outdoor.

Other AIR Parameters:

Age	Time Outdoors (hr)	Vent. Rate (m3/day)	Lung Abs. (%)
0-1	1.0	2.0	32.0
1-2	2.0	3.0	32.0
2-3	3.0	5.0	32.0
3-4	4.0	5.0	32.0
4-5	4.0	5.0	32.0
5-6	4.0	7.0	32.0
6-7	4.0	7.0	32.0

DIET: DEFAULT

DRINKING WATER Conc: 51.00 ug Pb/L
 WATER Consumption: DEFAULT

SOIL & DUST:

Soil: constant conc.
 Dust: constant conc.

Age	Soil (ug Pb/g)	House Dust (ug Pb/g)
0-1	200.0	200.0
1-2	200.0	200.0
2-3	200.0	200.0
3-4	200.0	200.0
4-5	200.0	200.0
5-6	200.0	200.0
6-7	200.0	200.0

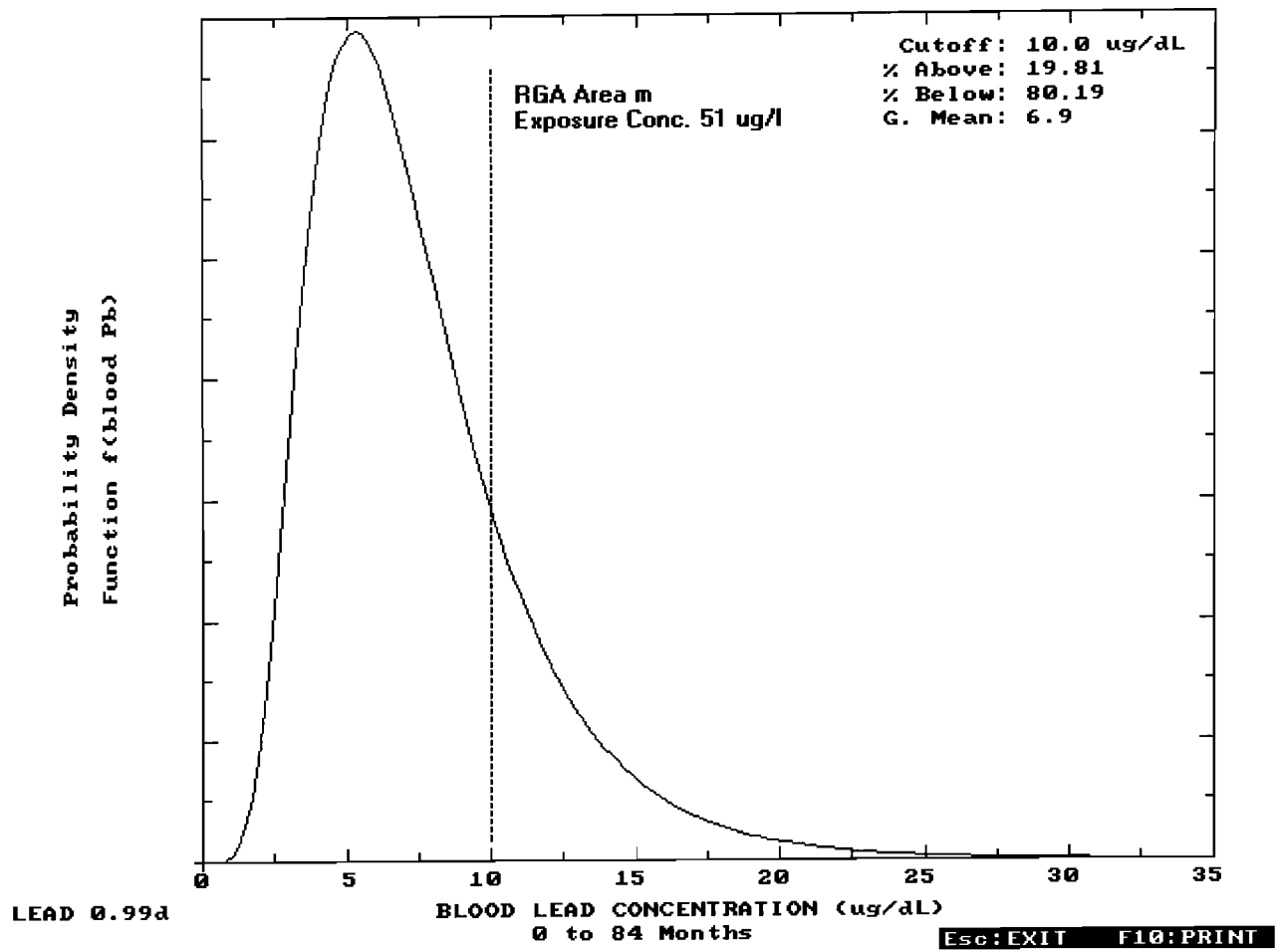
Additional Dust Sources: None DEFAULT

PAINT Intake: 0.00 ug Pb/day DEFAULT

MATERNAL CONTRIBUTION: Infant Model
 Maternal Blood Conc: 2.50 ug Pb/dL

CALCULATED BLOOD Pb and Pb UPTAKES:

YEAR	Blood Level (ug/dL)	Total Uptake (ug/day)	Soil+Dust Uptake (ug/day)	Diet Uptake (ug/day)	Water Uptake (ug/day)	Paint Uptake (ug/day)	Air Uptake (ug/day)
0.5-1:	6.1	11.39	4.47	2.42	4.47	0.00	0.02
1-2:	8.0	19.90	6.78	2.42	10.67	0.00	0.03
2-3:	7.7	21.04	6.91	2.77	11.31	0.00	0.06
3-4:	7.5	21.59	7.05	2.71	11.76	0.00	0.07
4-5:	6.9	20.61	5.35	2.68	12.51	0.00	0.07
5-6:	6.5	21.15	4.87	2.86	13.33	0.00	0.09
6-7:	6.1	21.56	4.63	3.18	13.66	0.00	0.09



AREA n RGA - LEAD MODEL Version 0.99d

AIR CONCENTRATION: 0.100 ug Pb/m3 DEFAULT
 Indoor AIR Pb Conc: 30.0 percent of outdoor.
 Other AIR Parameters:

Age	Time Outdoors (hr)	Vent. Rate (m3/day)	Lung Abs. (%)
0-1	1.0	2.0	32.0
1-2	2.0	3.0	32.0
2-3	3.0	5.0	32.0
3-4	4.0	5.0	32.0
4-5	4.0	5.0	32.0
5-6	4.0	7.0	32.0
6-7	4.0	7.0	32.0

DIET: DEFAULT

DRINKING WATER Conc: 49.00 ug Pb/L
 WATER Consumption: DEFAULT

SOIL & DUST:

Soil: constant conc.
 Dust: constant conc.

Age	Soil (ug Pb/g)	House Dust (ug Pb/g)
0-1	200.0	200.0
1-2	200.0	200.0
2-3	200.0	200.0
3-4	200.0	200.0
4-5	200.0	200.0
5-6	200.0	200.0
6-7	200.0	200.0

Additional Dust Sources: None DEFAULT

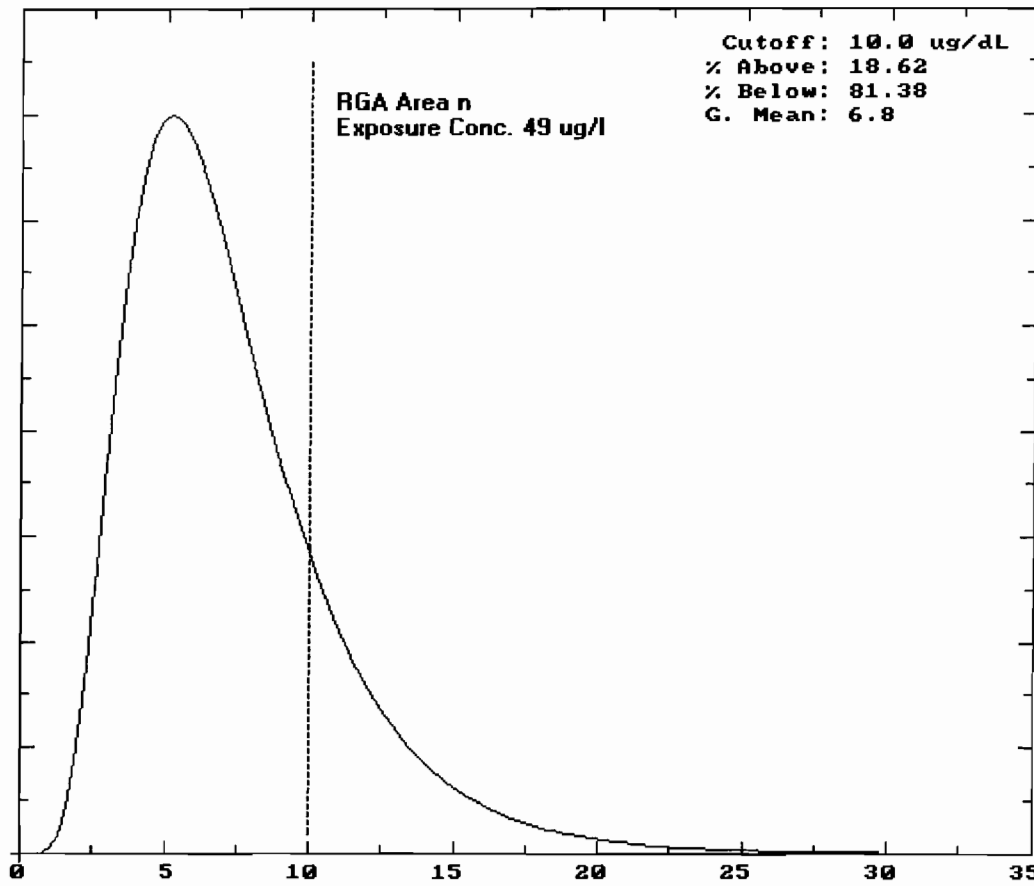
PAINT Intake: 0.00 ug Pb/day DEFAULT

MATERNAL CONTRIBUTION: Infant Model
 Maternal Blood Conc: 2.50 ug Pb/dL

CALCULATED BLOOD Pb and Pb UPTAKES:

YEAR	Blood Level (ug/dL)	Total Uptake (ug/day)	Soil+Dust Uptake (ug/day)	Diet Uptake (ug/day)	Water Uptake (ug/day)	Paint Uptake (ug/day)	Air Uptake (ug/day)
0.5-1:	6.0	11.24	4.48	2.43	4.31	0.00	0.02
1-2:	7.8	19.55	6.80	2.43	10.29	0.00	0.03
2-3:	7.6	20.66	6.93	2.78	10.90	0.00	0.06
3-4:	7.3	21.18	7.07	2.72	11.33	0.00	0.07
4-5:	6.8	20.17	5.37	2.69	12.05	0.00	0.07
5-6:	6.3	20.68	4.88	2.86	12.84	0.00	0.09
6-7:	5.9	21.07	4.64	3.18	13.15	0.00	0.09

Probability Density
Function f(blood Pb)



LEAD 0.99d

BLOOD LEAD CONCENTRATION (ug/dL)
0 to 84 Months

Esc:EXIT F10:PRINT

RGA Background - LEAD MODEL Version 0.99d

AIR CONCENTRATION: 0.100 ug Pb/m3 DEFAULT

Indoor AIR Pb Conc: 30.0 percent of outdoor.

Other AIR Parameters:

Age	Time Outdoors (hr)	Vent. Rate (m3/day)	Lung Abs. (%)
0-1	1.0	2.0	32.0
1-2	2.0	3.0	32.0
2-3	3.0	5.0	32.0
3-4	4.0	5.0	32.0
4-5	4.0	5.0	32.0
5-6	4.0	7.0	32.0
6-7	4.0	7.0	32.0

DIET: DEFAULT

DRINKING WATER Conc: 129.00 ug Pb/L

WATER Consumption: DEFAULT

SOIL & DUST:

Soil: constant conc.

Dust: constant conc.

Age	Soil (ug Pb/g)	House Dust (ug Pb/g)
0-1	200.0	200.0
1-2	200.0	200.0
2-3	200.0	200.0
3-4	200.0	200.0
4-5	200.0	200.0
5-6	200.0	200.0
6-7	200.0	200.0

Additional Dust Sources: None DEFAULT

PAINT Intake: 0.00 ug Pb/day DEFAULT

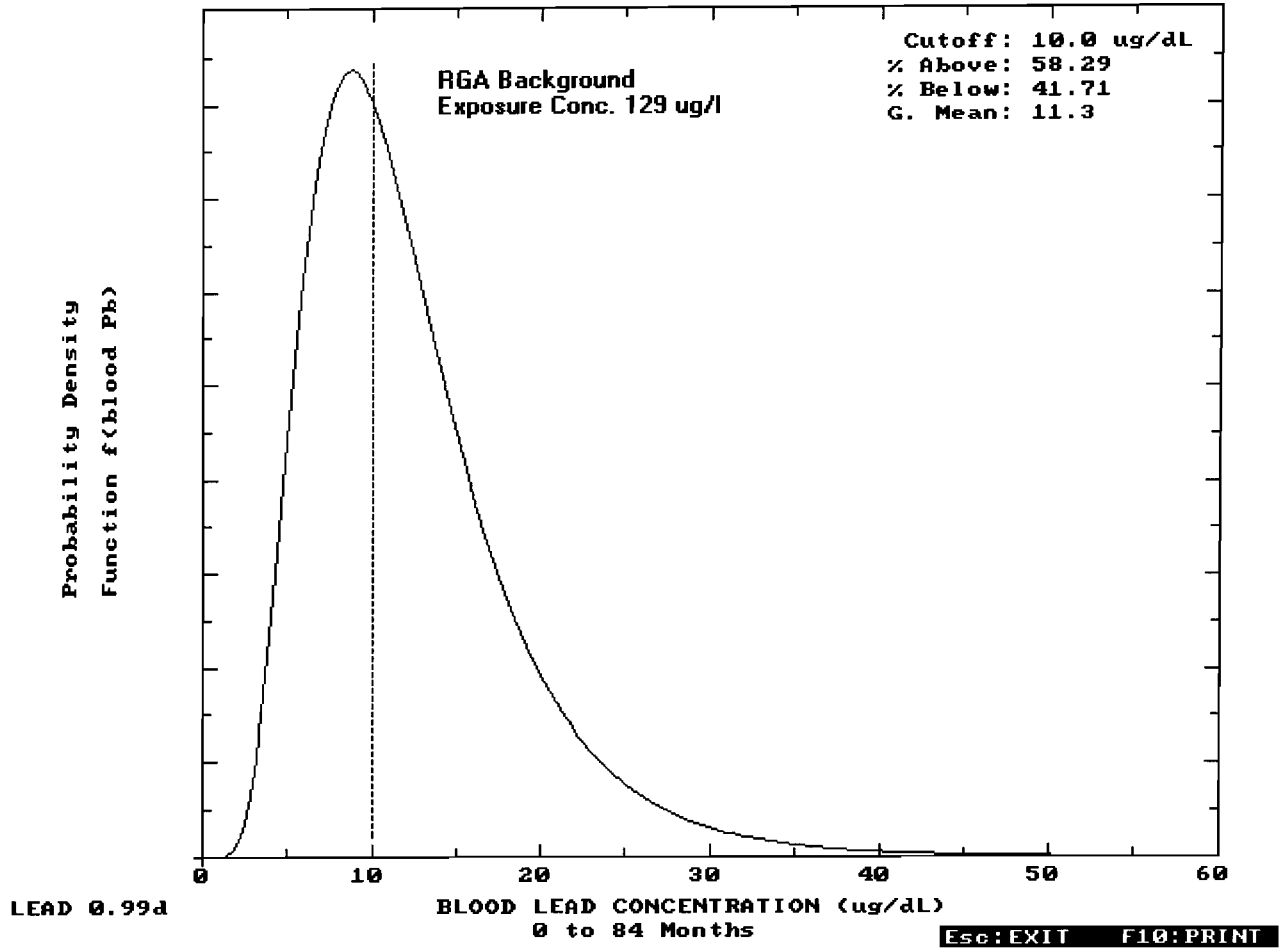
MATERNAL CONTRIBUTION: Infant Model

Maternal Blood Conc: 2.50 ug Pb/dL

CALCULATED BLOOD Pb and Pb UPTAKES:

YEAR	Blood Level (ug/dL)	Total Uptake (ug/day)	Soil+Dust Uptake (ug/day)
0.5-1:	9.0	17.04	4.18
1-2:	12.6	32.27	6.04
2-3:	12.5	34.48	6.21
3-4:	12.2	35.94	6.40
4-5:	11.8	36.31	4.89
5-6:	11.4	38.11	4.46
6-7:	10.8	39.11	4.27

YEAR	Diet Uptake (ug/day)	Water Uptake (ug/day)	Paint Uptake (ug/day)	Air Uptake (ug/day)
0.5-1:	2.27	10.57	0.00	0.02
1-2:	2.15	24.04	0.00	0.03
2-3:	2.49	25.72	0.00	0.06
3-4:	2.46	27.01	0.00	0.07
4-5:	2.45	28.91	0.00	0.07
5-6:	2.62	30.93	0.00	0.09
6-7:	2.93	31.82	0.00	0.09



McNairy Formation Background - LEAD MODEL Version 0.99d

AIR CONCENTRATION: 0.100 ug Pb/m3 DEFAULT

Indoor AIR Pb Conc: 30.0 percent of outdoor.

Other AIR Parameters:

Age	Time Outdoors (hr)	Vent. Rate (m3/day)	Lung Abs. (%)
0-1	1.0	2.0	32.0
1-2	2.0	3.0	32.0
2-3	3.0	5.0	32.0
3-4	4.0	5.0	32.0
4-5	4.0	5.0	32.0
5-6	4.0	7.0	32.0
6-7	4.0	7.0	32.0

DIET: DEFAULT

DRINKING WATER Conc: 50.00 ug Pb/L

WATER Consumption: DEFAULT

SOIL & DUST:

Soil: constant conc.

Dust: constant conc.

Age	Soil (ug Pb/g)	House Dust (ug Pb/g)
0-1	200.0	200.0
1-2	200.0	200.0
2-3	200.0	200.0
3-4	200.0	200.0
4-5	200.0	200.0
5-6	200.0	200.0
6-7	200.0	200.0

Additional Dust Sources: None DEFAULT

PAINT Intake: 0.00 ug Pb/day DEFAULT

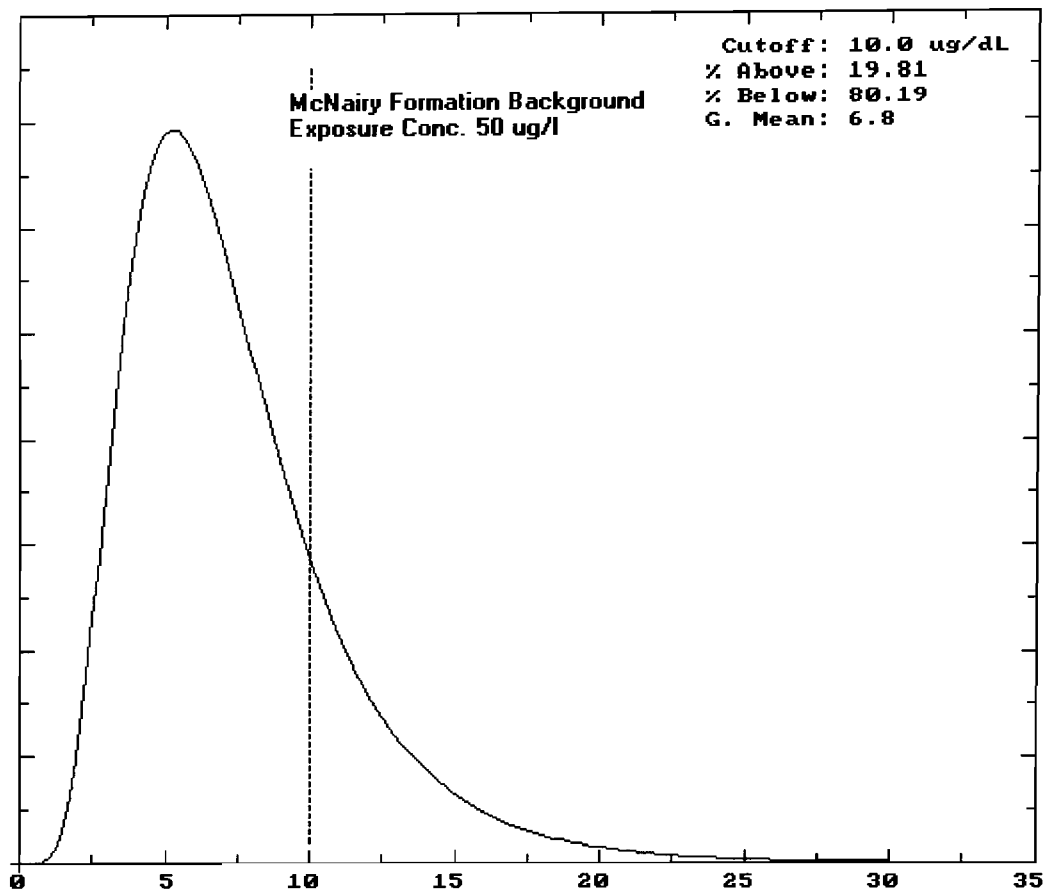
MATERNAL CONTRIBUTION: Infant Model

Maternal Blood Conc: 2.50 ug Pb/dL

CALCULATED BLOOD Pb and Pb UPTAKES:

YEAR	Blood Level (ug/dL)	Total Uptake (ug/day)	Soil+Dust Uptake (ug/day)	Diet Uptake (ug/day)	Water Uptake (ug/day)	Paint Uptake (ug/day)	Air Uptake (ug/day)
0.5-1:	6.1	11.31	4.48	2.43	4.39	0.00	0.02
1-2:	7.9	19.72	6.79	2.42	10.48	0.00	0.03
2-3:	7.7	20.85	6.92	2.77	11.10	0.00	0.06
3-4:	7.4	21.39	7.06	2.72	11.54	0.00	0.07
4-5:	6.8	20.39	5.36	2.68	12.28	0.00	0.07
5-6:	6.4	20.92	4.87	2.86	13.09	0.00	0.09
6-7:	6.0	21.31	4.63	3.18	13.40	0.00	0.09

Probability Density
Function f(blood Pb)



LEAD 0.99d

BLOOD LEAD CONCENTRATION (ug/dL)
0 to 84 Months

Esc: EXIT F10: PRINT

ATTACHMENT 6
FILTERED BHHRA RESULTS

Table F.1 Systemic toxicity from direct contact for the future worker - filtered data

----- AREA_CODE=a MEDIA=RGa Groundwater -----

Analyte	Direct ingestion	Dermal contact while showering	Inh. of volatiles while showering	Chemical Total	% of Total
Aluminum	2.83E-03	1.03E-04		2.93E-03	0.53
Barium	1.67E-02	8.68E-04		1.76E-02	3.20
Cadmium	1.52E-01	5.52E-02		2.07E-01	37.64
Iron	1.96E-03	4.74E-05		2.01E-03	0.36
Manganese	2.66E-02	2.42E-03		2.91E-02	5.27
Vanadium	2.14E-01	7.77E-02		2.92E-01	52.94
Zinc	2.84E-04	5.15E-06		2.89E-04	0.05
Pathway Total	4.15E-01	1.36E-01		5.51E-01	
Fraction of Total	7.53E-01	2.47E-01			

----- AREA_CODE=a MEDIA=UCRS Groundwater -----

Analyte	Direct ingestion	Dermal contact while showering	Inh. of volatiles while showering	Chemical Total	% of Total
Arsenic	9.79E-02	8.67E-04		9.88E-02	28.38
Barium	7.19E-03	3.73E-04		7.57E-03	2.17
Manganese	1.27E-02	1.16E-03		1.39E-02	3.99
Nickel	2.95E-02	3.96E-04		2.99E-02	8.57
Thallium					
Vanadium	1.45E-01	5.27E-02		1.98E-01	56.79
Zinc	3.16E-04	5.74E-06		3.22E-04	0.09
Pathway Total	2.93E-01	5.55E-02		3.48E-01	
Fraction of Total	8.41E-01	1.59E-01			

----- AREA_CODE=b MEDIA=McNairy Groundwater -----

Analyte	Direct ingestion	Dermal contact while showering	Inh. of volatiles while showering	Chemical Total	% of Total
Iron	1.43E-01	3.47E-03		1.47E-01	100.0
Pathway Total	1.43E-01	3.47E-03		1.47E-01	
Fraction of Total	9.76E-01	2.36E-02			

----- AREA_CODE=b MEDIA=RGa Groundwater -----

Analyte	Direct ingestion	Dermal contact while showering	Inh. of volatiles while showering	Chemical Total	% of Total
Aluminum	3.13E-03	1.14E-04		3.25E-03	0.53
Arsenic	1.05E-01	9.27E-04		1.06E-01	17.13
Barium	2.65E-02	1.37E-03		2.79E-02	4.52
Beryllium	2.47E-02	8.97E-03		3.37E-02	5.46
Cadmium	1.07E-01	3.89E-02		1.46E-01	23.66
Iron	7.73E-03	1.87E-04		7.92E-03	1.28
Manganese	7.82E-02	7.10E-03		8.53E-02	13.84
Nickel	6.94E-02	9.33E-04		7.03E-02	11.41
Silver	6.01E-02	1.21E-03		6.13E-02	9.94
Vanadium	5.50E-02	2.00E-02		7.50E-02	12.16
Zinc	3.89E-04	7.05E-06		3.96E-04	0.06
Dissolved Alpha					

Table F.1 Systemic toxicity from direct contact for the future worker - filtered data (continued)

----- AREA_CODE=b MEDIA=RGa Groundwater -----
 (continued)

Analyte	Direct ingestion	Dermal contact while showering	Inh. of volatiles while showering	Chemical Total	% of Total
Dissolved Beta Pathway Total	5.37E-01	7.97E-02		6.17E-01	
Fraction of Total	8.71E-01	1.29E-01			

----- AREA_CODE=b MEDIA=UCRS Groundwater -----

Analyte	Direct ingestion	Dermal contact while showering	Inh. of volatiles while showering	Chemical Total	% of Total
Arsenic	4.85E-01	4.30E-03		4.90E-01	0.02
Barium	5.95E-02	3.09E-03		6.26E-02	0.00
Cadmium	1.09E-01	3.96E-02		1.49E-01	0.00
Lead	2.98E+03	7.20E+01		3.05E+03	99.95
Manganese	6.24E-02	5.66E-03		6.80E-02	0.00
Mercury	3.34E-03	1.73E-04		3.51E-03	0.00
Nickel	1.89E-01	2.54E-03		1.92E-01	0.01
Thallium					
Vanadium	3.40E-01	1.23E-01		4.63E-01	0.02
Zinc	3.46E-04	6.29E-06		3.53E-04	0.00
Dissolved Alpha Pathway Total	2.98E+03	7.22E+01		3.05E+03	
Fraction of Total	9.76E-01	2.37E-02			

----- AREA_CODE=c MEDIA=RGa Groundwater -----

Analyte	Direct ingestion	Dermal contact while showering	Inh. of volatiles while showering	Chemical Total	% of Total
Barium	1.43E-02	7.40E-04		1.50E-02	9.56
Iron	1.12E-02	2.72E-04		1.15E-02	7.32
Manganese	4.63E-02	4.20E-03		5.05E-02	32.14
Nickel	7.84E-02	1.05E-03		7.94E-02	50.58
Zinc	6.08E-04	1.10E-05		6.20E-04	0.39
Pathway Total	1.51E-01	6.27E-03		1.57E-01	
Fraction of Total	9.60E-01	4.00E-02			

----- AREA_CODE=c MEDIA=UCRS Groundwater -----

Analyte	Direct ingestion	Dermal contact while showering	Inh. of volatiles while showering	Chemical Total	% of Total
Barium	6.68E-03	3.47E-04		7.03E-03	7.38
Manganese	3.15E-02	2.86E-03		3.43E-02	36.06
Vanadium	3.93E-02	1.43E-02		5.36E-02	56.29
Zinc	2.45E-04	4.44E-06		2.49E-04	0.26
Pathway Total	7.77E-02	1.75E-02		9.52E-02	
Fraction of Total	8.16E-01	1.84E-01			

Table F.1 Systemic toxicity from direct contact for the future worker - filtered data (continued)

----- AREA_CODE=d MEDIA=McNairy Groundwater -----

Analyte	Direct ingestion	Dermal contact while showering	Inh. of volatiles while showering	Chemical Total	% of Total
Zinc	4.04E-03	7.33E-05		4.11E-03	100.0
Pathway Total	4.04E-03	7.33E-05		4.11E-03	
Fraction of Total	9.82E-01	1.78E-02			

----- AREA_CODE=d MEDIA=RGA Groundwater -----

Analyte	Direct ingestion	Dermal contact while showering	Inh. of volatiles while showering	Chemical Total	% of Total
Arsenic	8.40E-02	7.44E-04		8.48E-02	10.67
Barium	3.27E-02	1.69E-03		3.43E-02	4.32
Beryllium	2.78E-02	1.01E-02		3.79E-02	4.77
Cadmium	1.53E-01	5.57E-02		2.09E-01	26.31
Chromium	9.24E-02	1.68E-02		1.09E-01	13.74
Manganese	1.98E-01	1.79E-02		2.16E-01	27.13
Nickel	3.69E-02	4.97E-04		3.74E-02	4.71
Thallium					
Vanadium	4.84E-02	1.76E-02		6.60E-02	8.30
Zinc	4.14E-04	7.51E-06		4.21E-04	0.05
Dissolved Alpha					
Dissolved Beta					
Pathway Total	6.74E-01	1.21E-01		7.95E-01	
Fraction of Total	8.48E-01	1.52E-01			

----- AREA_CODE=d MEDIA=UCRS Groundwater -----

Analyte	Direct ingestion	Dermal contact while showering	Inh. of volatiles while showering	Chemical Total	% of Total
Aluminum	3.66E-03	1.33E-04		3.79E-03	0.29
Arsenic	9.08E-02	8.04E-04		9.16E-02	6.92
Barium	3.60E-02	1.87E-03		3.79E-02	2.86
Cobalt	4.09E-03	1.86E-05		4.11E-03	0.31
Iron	7.99E-02	1.93E-03		8.19E-02	6.18
Manganese	4.40E-01	3.99E-02		4.80E-01	36.24
Nickel	1.56E-02	2.10E-04		1.58E-02	1.19
Uranium	2.93E-01	1.25E-03		2.95E-01	22.24
Vanadium	2.31E-01	8.38E-02		3.15E-01	23.76
Zinc	3.25E-04	5.90E-06		3.31E-04	0.02
Pathway Total	1.20E+00	1.30E-01		1.33E+00	
Fraction of Total	9.02E-01	9.81E-02			

----- AREA_CODE=e MEDIA=McNairy Groundwater -----

Analyte	Direct ingestion	Dermal contact while showering	Inh. of volatiles while showering	Chemical Total	% of Total
Iron	3.38E-01	8.19E-03		3.47E-01	29.45
Manganese	8.67E-02	7.87E-03		9.46E-02	8.04
Vanadium	5.40E-01	1.96E-01		7.36E-01	62.51
Pathway Total	9.65E-01	2.12E-01		1.18E+00	

Table F.1 Systemic toxicity from direct contact for the future worker - filtered data (continued)

----- AREA_CODE=e MEDIA=McNairy Groundwater -----
 (continued)

Analyte	Direct ingestion	Dermal contact while showering	Inh. of volatiles while showering	Chemical Total	% of Total
Fraction of Total	8.20E-01	1.80E-01			

----- AREA_CODE=e MEDIA=RGa Groundwater -----

Analyte	Direct ingestion	Dermal contact while showering	Inh. of volatiles while showering	Chemical Total	% of Total
Barium	1.05E-02	5.44E-04		1.10E-02	4.04
Beryllium	2.21E-02	8.02E-03		3.01E-02	11.03
Cobalt	4.01E-03	1.82E-05		4.03E-03	1.48
Iron	1.15E-02	2.79E-04		1.18E-02	4.32
Manganese	1.10E-02	1.00E-03		1.20E-02	4.40
Molybdenum	5.03E-02	4.81E-04		5.08E-02	18.60
Thallium					
Vanadium	1.12E-01	4.07E-02		1.53E-01	55.91
Zinc	5.85E-04	1.06E-05		5.95E-04	0.22
Dissolved Alpha					
Dissolved Beta					
Pathway Total	2.22E-01	5.10E-02		2.73E-01	
Fraction of Total	8.13E-01	1.87E-01			

----- AREA_CODE=e MEDIA=UCRS Groundwater -----

Analyte	Direct ingestion	Dermal contact while showering	Inh. of volatiles while showering	Chemical Total	% of Total
Barium	5.60E-02	2.90E-03		5.89E-02	10.20
Manganese	6.12E-03	5.55E-04		6.67E-03	1.16
Nickel	1.42E-01	1.90E-03		1.44E-01	24.87
Vanadium	2.70E-01	9.79E-02		3.67E-01	63.68
Zinc	5.31E-04	9.63E-06		5.40E-04	0.09
Pathway Total	4.74E-01	1.03E-01		5.77E-01	
Fraction of Total	8.21E-01	1.79E-01			

----- AREA_CODE=f MEDIA=McNairy Groundwater -----

Analyte	Direct ingestion	Dermal contact while showering	Inh. of volatiles while showering	Chemical Total	% of Total
Barium	2.07E-02	1.07E-03		2.18E-02	100.0
Pathway Total	2.07E-02	1.07E-03		2.18E-02	
Fraction of Total	9.51E-01	4.93E-02			

Table F.1 Systemic toxicity from direct contact for the future worker - filtered data (continued)

----- AREA_CODE=f MEDIA=RGa Groundwater -----

Analyte	Direct ingestion	Dermal contact while showering	Inh. of volatiles while showering	Chemical Total	% of Total
Barium	1.44E-02	7.46E-04		1.51E-02	3.62
Cadmium	1.50E-01	5.44E-02		2.04E-01	48.80
Iron	3.37E-03	8.16E-05		3.46E-03	0.83
Manganese	1.22E-02	1.10E-03		1.33E-02	3.17
Nickel	4.29E-02	5.77E-04		4.35E-02	10.40
Vanadium	1.01E-01	3.68E-02		1.38E-01	33.07
Zinc	4.45E-04	8.07E-06		4.53E-04	0.11
Pathway Total	3.25E-01	9.37E-02		4.18E-01	
Fraction of Total	7.76E-01	2.24E-01			

----- AREA_CODE=f MEDIA=UCRS Groundwater -----

Analyte	Direct ingestion	Dermal contact while showering	Inh. of volatiles while showering	Chemical Total	% of Total
Barium	1.19E-02	6.15E-04		1.25E-02	17.59
Manganese	2.79E-03	2.53E-04		3.04E-03	4.29
Vanadium	4.03E-02	1.46E-02		5.49E-02	77.42
Zinc	4.89E-04	8.88E-06		4.98E-04	0.70
Pathway Total	5.54E-02	1.55E-02		7.09E-02	
Fraction of Total	7.81E-01	2.19E-01			

----- AREA_CODE=g MEDIA=McNairy Groundwater -----

Analyte	Direct ingestion	Dermal contact while showering	Inh. of volatiles while showering	Chemical Total	% of Total
Iron	1.73E-01	4.20E-03		1.78E-01	100.0
Pathway Total	1.73E-01	4.20E-03		1.78E-01	
Fraction of Total	9.76E-01	2.36E-02			

----- AREA_CODE=g MEDIA=RGa Groundwater -----

Analyte	Direct ingestion	Dermal contact while showering	Inh. of volatiles while showering	Chemical Total	% of Total
Aluminum	2.89E-03	1.05E-04		3.00E-03	0.00
Cadmium	1.45E-01	5.27E-02		1.98E-01	0.00
Chromium	9.14E-02	1.66E-02		1.08E-01	0.00
Iron	5.03E-03	1.22E-04		5.16E-03	0.00
Lead	6.79E+03	1.64E+02		6.95E+03	99.99
Manganese	7.07E-03	6.42E-04		7.71E-03	0.00
Nickel	5.90E-02	7.93E-04		5.98E-02	0.00
Thallium					
Zinc	5.91E-04	1.07E-05		6.02E-04	0.00
Pathway Total	6.79E+03	1.64E+02		6.95E+03	
Fraction of Total	9.76E-01	2.36E-02			

Table F.1 Systemic toxicity from direct contact for the future worker - filtered data (continued)

----- AREA_CODE=g MEDIA=UCRS Groundwater -----

Analyte	Direct ingestion	Dermal contact while showering	Inh. of volatiles while showering	Chemical Total	% of Total
Aluminum	5.76E-03	2.09E-04		5.96E-03	1.74
Manganese	1.24E-01	1.12E-02		1.35E-01	39.31
Vanadium	1.48E-01	5.39E-02		2.02E-01	58.84
Zinc	4.00E-04	7.26E-06		4.07E-04	0.12
Pathway Total	2.78E-01	6.53E-02		3.44E-01	
Fraction of Total	8.10E-01	1.90E-01			

----- AREA_CODE=h MEDIA=Other Groundwater -----

Analyte	Direct ingestion	Dermal contact while showering	Inh. of volatiles while showering	Chemical Total	% of Total
Barium	7.63E-03	3.95E-04		8.02E-03	4.67
Manganese	2.16E-03	1.96E-04		2.36E-03	1.38
Nickel	2.64E-02	3.55E-04		2.67E-02	15.58
Thallium					
Vanadium	9.84E-02	3.57E-02		1.34E-01	78.13
Zinc	4.04E-04	7.33E-06		4.11E-04	0.24
Pathway Total	1.35E-01	3.67E-02		1.72E-01	
Fraction of Total	7.86E-01	2.14E-01			

----- AREA_CODE=h MEDIA=RGA Groundwater -----

Analyte	Direct ingestion	Dermal contact while showering	Inh. of volatiles while showering	Chemical Total	% of Total
Barium	1.21E-02	6.29E-04		1.28E-02	8.63
Vanadium	9.91E-02	3.60E-02		1.35E-01	91.37
Pathway Total	1.11E-01	3.66E-02		1.48E-01	
Fraction of Total	7.52E-01	2.48E-01			

----- AREA_CODE=h MEDIA=UCRS Groundwater -----

Analyte	Direct ingestion	Dermal contact while showering	Inh. of volatiles while showering	Chemical Total	% of Total
Barium	8.46E-03	4.39E-04		8.90E-03	3.31
Manganese	7.58E-03	6.88E-04		8.27E-03	3.07
Nickel	1.34E-01	1.81E-03		1.36E-01	50.64
Vanadium	8.47E-02	3.08E-02		1.15E-01	42.91
Zinc	1.96E-04	3.55E-06		1.99E-04	0.07
Pathway Total	2.35E-01	3.37E-02		2.69E-01	
Fraction of Total	8.75E-01	1.25E-01			

Table F.1 Systemic toxicity from direct contact for the future worker - filtered data (continued)

----- AREA_CODE=i MEDIA=McNairy Groundwater -----

Analyte	Direct ingestion	Dermal contact while showering	Inh. of volatiles while showering	Chemical Total	% of Total
Manganese	1.57E-01	1.43E-02		1.71E-01	35.57
Vanadium	2.28E-01	8.27E-02		3.11E-01	64.43
Pathway Total	3.85E-01	9.70E-02		4.82E-01	
Fraction of Total	7.99E-01	2.01E-01			

----- AREA_CODE=i MEDIA=RGA Groundwater -----

Analyte	Direct ingestion	Dermal contact while showering	Inh. of volatiles while showering	Chemical Total	% of Total
Antimony	8.56E-01	1.55E-01		1.01E+00	70.30
Arsenic	8.48E-02	7.51E-04		8.56E-02	5.95
Barium	1.23E-02	6.37E-04		1.29E-02	0.90
Beryllium	1.71E-02	6.21E-03		2.33E-02	1.62
Boron	3.12E-02	1.26E-04		3.14E-02	2.18
Cerium					
Chromium	8.14E-02	1.48E-02		9.61E-02	6.68
Copper	2.43E-03	2.94E-05		2.46E-03	0.17
Gallium					
Lithium	1.96E-02	8.88E-05		1.97E-02	1.37
Manganese	1.18E-02	1.07E-03		1.29E-02	0.89
Thorium					
Titanium					
Vanadium	1.05E-01	3.80E-02		1.43E-01	9.92
Zinc	4.87E-04	8.84E-06		4.96E-04	0.03
Zirconium					
Dissolved Alpha					
Dissolved Beta					
Pathway Total	1.22E+00	2.17E-01		1.44E+00	
Fraction of Total	8.49E-01	1.51E-01			

----- AREA_CODE=i MEDIA=UCRS Groundwater -----

Analyte	Direct ingestion	Dermal contact while showering	Inh. of volatiles while showering	Chemical Total	% of Total
Antimony	5.53E-01	1.00E-01		6.53E-01	0.01
Arsenic	2.63E-01	2.33E-03		2.65E-01	0.01
Barium	3.81E-02	1.98E-03		4.01E-02	0.00
Cadmium	1.27E-01	4.60E-02		1.73E-01	0.00
Chromium	8.54E-02	1.55E-02		1.01E-01	0.00
Cobalt	4.14E-03	1.88E-05		4.16E-03	0.00
Copper	4.68E-02	5.66E-04		4.73E-02	0.00
Iron	3.86E-03	9.35E-05		3.96E-03	0.00
Lead	4.32E+03	1.04E+02		4.42E+03	99.95
Manganese	3.42E-01	3.11E-02		3.73E-01	0.01
Mercury	4.11E-03	2.13E-04		4.32E-03	0.00
Nickel	2.97E-02	3.99E-04		3.01E-02	0.00
Uranium	3.63E-02	1.55E-04		3.64E-02	0.00
Vanadium	4.31E-01	1.57E-01		5.88E-01	0.01
Zinc	6.88E-03	1.25E-04		7.00E-03	0.00
Dissolved Alpha					
Dissolved Beta					
Pathway Total	4.32E+03	1.05E+02		4.42E+03	

Table F.1 Systemic toxicity from direct contact for the future worker - filtered data (continued)

----- AREA_CODE=i MEDIA=UCRS Groundwater -----					
(continued)					
Analyte	Direct ingestion	Dermal contact while showering	Inh. of volatiles while showering	Chemical Total	% of Total
Fraction of Total	9.76E-01	2.37E-02			
----- AREA_CODE=j MEDIA=McNairy Groundwater -----					
Analyte	Direct ingestion	Dermal contact while showering	Inh. of volatiles while showering	Chemical Total	% of Total
Aluminum	1.72E-02	6.25E-04		1.78E-02	0.45
Arsenic	2.48E+00	2.19E-02		2.50E+00	63.62
Manganese	7.06E-01	6.41E-02		7.70E-01	19.60
Molybdenum	6.36E-01	6.08E-03		6.42E-01	16.33
Pathway Total	3.84E+00	9.27E-02		3.93E+00	
Fraction of Total	9.76E-01	2.36E-02			
----- AREA_CODE=j MEDIA=RGa Groundwater -----					
Analyte	Direct ingestion	Dermal contact while showering	Inh. of volatiles while showering	Chemical Total	% of Total
Manganese	5.10E-01	4.63E-02		5.57E-01	54.53
Molybdenum	2.67E-01	2.55E-03		2.69E-01	26.39
Thallium					
Vanadium	1.43E-01	5.19E-02		1.95E-01	19.07
Pathway Total	9.20E-01	1.01E-01		1.02E+00	
Fraction of Total	9.01E-01	9.87E-02			
----- AREA_CODE=k MEDIA=Other Groundwater -----					
Analyte	Direct ingestion	Dermal contact while showering	Inh. of volatiles while showering	Chemical Total	% of Total
Aluminum	2.57E-02	9.32E-04		2.66E-02	0.00
Arsenic	1.22E-01	1.08E-03		1.23E-01	0.00
Barium	6.60E-03	3.42E-04		6.94E-03	0.00
Beryllium	6.63E-02	2.41E-02		9.04E-02	0.00
Cadmium	1.75E-01	6.35E-02		2.39E-01	0.00
Cobalt	1.43E-02	6.47E-05		1.43E-02	0.00
Iron	1.21E+00	2.92E-02		1.24E+00	0.02
Lead	6.75E+03	1.63E+02		6.91E+03	99.94
Manganese	1.45E+00	1.32E-01		1.58E+00	0.02
Nickel	5.65E-02	7.59E-04		5.72E-02	0.00
Strontium	1.50E-02	2.72E-04		1.52E-02	0.00
Uranium	1.67E-02	7.15E-05		1.68E-02	0.00
Vanadium	3.02E-01	1.09E-01		4.11E-01	0.01
Zinc	2.31E-03	4.18E-05		2.35E-03	0.00
Pathway Total	6.75E+03	1.64E+02		6.92E+03	
Fraction of Total	9.76E-01	2.37E-02			

Table F.1 Systemic toxicity from direct contact for the future worker - filtered data (continued)

----- AREA_CODE=1 MEDIA=McNairy Groundwater -----

Analyte	Direct ingestion	Dermal contact while showering	Inh. of volatiles while showering	Chemical Total	% of Total
Iron	1.29E-01	3.12E-03		1.32E-01	97.19
Zinc	3.75E-03	6.80E-05		3.81E-03	2.81
Pathway Total	1.33E-01	3.19E-03		1.36E-01	
Fraction of Total	9.77E-01	2.35E-02			

----- AREA_CODE=1 MEDIA=RGa Groundwater -----

Analyte	Direct ingestion	Dermal contact while showering	Inh. of volatiles while showering	Chemical Total	% of Total
Aluminum	2.77E-03	1.01E-04		2.87E-03	0.42
Arsenic	1.00E-01	8.86E-04		1.01E-01	14.67
Barium	3.02E-02	1.56E-03		3.17E-02	4.61
Beryllium	2.39E-02	8.66E-03		3.25E-02	4.73
Cadmium	1.21E-01	4.37E-02		1.64E-01	23.88
Chromium	8.11E-02	1.47E-02		9.58E-02	13.93
Iron	9.04E-03	2.19E-04		9.26E-03	1.35
Manganese	7.52E-02	6.83E-03		8.21E-02	11.93
Nickel	2.80E-02	3.76E-04		2.84E-02	4.12
Silver	5.77E-02	1.16E-03		5.89E-02	8.56
Thallium					
Vanadium	5.93E-02	2.15E-02		8.08E-02	11.75
Zinc	4.34E-04	7.87E-06		4.41E-04	0.06
Dissolved Alpha					
Dissolved Beta					
Pathway Total	5.88E-01	9.98E-02		6.88E-01	
Fraction of Total	8.55E-01	1.45E-01			

----- AREA_CODE=1 MEDIA=UCRS Groundwater -----

Analyte	Direct ingestion	Dermal contact while showering	Inh. of volatiles while showering	Chemical Total	% of Total
Aluminum	2.72E-03	9.89E-05		2.82E-03	0.00
Arsenic	4.16E-01	3.68E-03		4.19E-01	0.01
Barium	4.08E-02	2.12E-03		4.30E-02	0.00
Cadmium	1.11E-01	4.02E-02		1.51E-01	0.00
Cobalt	4.03E-03	1.83E-05		4.05E-03	0.00
Iron	5.25E-02	1.27E-03		5.38E-02	0.00
Lead	3.41E+03	8.25E+01		3.49E+03	99.96
Manganese	7.71E-02	7.00E-03		8.41E-02	0.00
Mercury	3.33E-03	1.73E-04		3.50E-03	0.00
Nickel	7.61E-02	1.02E-03		7.71E-02	0.00
Thallium					
Uranium	5.77E-02	2.46E-04		5.79E-02	0.00
Vanadium	2.48E-01	9.01E-02		3.38E-01	0.01
Zinc	2.41E-04	4.38E-06		2.46E-04	0.00
Dissolved Alpha					
Dissolved Beta					
Pathway Total	3.41E+03	8.27E+01		3.49E+03	
Fraction of Total	9.76E-01	2.37E-02			

Table F.1 Systemic toxicity from direct contact for the future worker - filtered data (continued)

----- AREA_CODE=m MEDIA=McNairy Groundwater -----

Analyte	Direct ingestion	Dermal contact while showering	Inh. of volatiles while showering	Chemical Total	% of Total
Aluminum	3.21E-03	1.16E-04		3.32E-03	0.31
Arsenic	2.81E-01	2.49E-03		2.83E-01	26.33
Barium	2.49E-02	1.29E-03		2.62E-02	2.44
Iron	2.45E-01	5.92E-03		2.51E-01	23.30
Manganese	2.00E-01	1.81E-02		2.18E-01	20.26
Molybdenum	6.49E-02	6.20E-04		6.55E-02	6.09
Vanadium	1.68E-01	6.09E-02		2.29E-01	21.26
Pathway Total	9.86E-01	8.95E-02		1.08E+00	
Fraction of Total	9.17E-01	8.32E-02			

----- AREA_CODE=m MEDIA=Other Groundwater -----

Analyte	Direct ingestion	Dermal contact while showering	Inh. of volatiles while showering	Chemical Total	% of Total
Aluminum	4.89E-03	1.78E-04		5.07E-03	0.00
Arsenic	1.11E-01	9.83E-04		1.12E-01	0.00
Barium	1.42E-02	7.35E-04		1.49E-02	0.00
Beryllium	2.66E-02	9.65E-03		3.62E-02	0.00
Cadmium	1.57E-01	5.70E-02		2.14E-01	0.00
Cobalt	9.83E-03	4.46E-05		9.87E-03	0.00
Iron	7.47E-02	1.81E-03		7.65E-02	0.00
Lead	6.75E+03	1.63E+02		6.91E+03	99.99
Manganese	1.30E-01	1.18E-02		1.42E-01	0.00
Nickel	3.20E-02	4.30E-04		3.24E-02	0.00
Strontium	1.50E-02	2.72E-04		1.52E-02	0.00
Thallium					
Uranium	1.67E-02	7.15E-05		1.68E-02	0.00
Vanadium	1.33E-01	4.84E-02		1.82E-01	0.00
Zinc	7.45E-04	1.35E-05		7.59E-04	0.00
Pathway Total	6.75E+03	1.64E+02		6.92E+03	
Fraction of Total	9.76E-01	2.36E-02			

----- AREA_CODE=m MEDIA=RGA Groundwater -----

Analyte	Direct ingestion	Dermal contact while showering	Inh. of volatiles while showering	Chemical Total	% of Total
Aluminum	2.09E-03	7.59E-05		2.17E-03	0.00
Antimony	1.24E+00	2.24E-01		1.46E+00	0.03
Arsenic	8.40E-02	7.44E-04		8.47E-02	0.00
Barium	1.18E-02	6.13E-04		1.24E-02	0.00
Beryllium	1.92E-02	6.95E-03		2.61E-02	0.00
Boron	3.12E-02	1.26E-04		3.14E-02	0.00
Cadmium	1.30E-01	4.71E-02		1.77E-01	0.00
Cerium					
Chromium	8.36E-02	1.52E-02		9.88E-02	0.00
Cobalt	3.91E-03	1.77E-05		3.93E-03	0.00
Copper	2.10E-03	2.54E-05		2.13E-03	0.00
Gallium					
Iron	7.45E-03	1.80E-04		7.63E-03	0.00
Lead	4.63E+03	1.12E+02		4.74E+03	99.95
Lithium	1.96E-02	8.88E-05		1.97E-02	0.00
Manganese	1.11E-02	1.01E-03		1.21E-02	0.00

Table F.1 Systemic toxicity from direct contact for the future worker - filtered data (continued)

----- AREA_CODE=m MEDIA=RGA Groundwater -----
(continued)

Analyte	Direct ingestion	Dermal contact while showering	Inh. of volatiles while showering	Chemical Total	% of Total
Molybdenum	4.96E-02	4.74E-04		5.01E-02	0.00
Nickel	2.00E-02	2.69E-04		2.03E-02	0.00
Thallium					
Thorium					
Titanium					
Vanadium	1.26E-01	4.59E-02		1.72E-01	0.00
Zinc	4.66E-04	8.45E-06		4.74E-04	0.00
Zirconium					
Dissolved Alpha					
Dissolved Beta					
Pathway Total	4.63E+03	1.12E+02		4.75E+03	
Fraction of Total	9.76E-01	2.37E-02			

----- AREA_CODE=m MEDIA=UCRS Groundwater -----

Analyte	Direct ingestion	Dermal contact while showering	Inh. of volatiles while showering	Chemical Total	% of Total
Aluminum	4.07E-03	1.48E-04		4.22E-03	0.00
Antimony	1.18E+00	2.14E-01		1.40E+00	0.03
Arsenic	9.61E-02	8.50E-04		9.69E-02	0.00
Barium	3.46E-02	1.79E-03		3.63E-02	0.00
Cadmium	1.33E-01	4.83E-02		1.81E-01	0.00
Chromium	8.56E-02	1.55E-02		1.01E-01	0.00
Cobalt	4.08E-03	1.85E-05		4.10E-03	0.00
Copper	1.61E-02	1.95E-04		1.63E-02	0.00
Iron	3.09E-03	7.49E-05		3.17E-03	0.00
Lead	5.09E+03	1.23E+02		5.21E+03	99.96
Manganese	3.36E-02	3.05E-03		3.66E-02	0.00
Mercury	3.97E-03	2.06E-04		4.17E-03	0.00
Nickel	3.13E-02	4.21E-04		3.18E-02	0.00
Uranium	3.19E-02	1.36E-04		3.21E-02	0.00
Vanadium	2.77E-01	1.01E-01		3.78E-01	0.01
Zinc	3.49E-03	6.33E-05		3.55E-03	0.00
Dissolved Alpha					
Dissolved Beta					
Pathway Total	5.09E+03	1.24E+02		5.21E+03	
Fraction of Total	9.76E-01	2.37E-02			

----- AREA_CODE=n MEDIA=McNairy Groundwater -----

Analyte	Direct ingestion	Dermal contact while showering	Inh. of volatiles while showering	Chemical Total	% of Total
Aluminum	2.74E-03	9.95E-05		2.84E-03	0.36
Arsenic	2.32E-01	2.05E-03		2.34E-01	29.57
Barium	2.37E-02	1.23E-03		2.50E-02	3.16
Iron	1.92E-01	4.66E-03		1.97E-01	24.92
Manganese	7.11E-02	6.45E-03		7.76E-02	9.81
Molybdenum	6.05E-02	5.78E-04		6.11E-02	7.73
Vanadium	1.41E-01	5.12E-02		1.92E-01	24.30
Zinc	1.18E-03	2.15E-05		1.21E-03	0.15
Pathway Total	7.24E-01	6.63E-02		7.91E-01	

Table F.1 Systemic toxicity from direct contact for the future worker - filtered data (continued)

----- AREA_CODE=n MEDIA=McNairy Groundwater -----					
(continued)					
Analyte	Direct ingestion	Dermal contact while showering	Inh. of volatiles while showering	Chemical Total	% of Total
Fraction of Total	9.16E-01	8.38E-02			

----- AREA_CODE=n MEDIA=Other Groundwater -----					
Analyte	Direct ingestion	Dermal contact while showering	Inh. of volatiles while showering	Chemical Total	% of Total
Aluminum	4.89E-03	1.78E-04		5.07E-03	0.00
Arsenic	1.11E-01	9.83E-04		1.12E-01	0.00
Barium	1.42E-02	7.35E-04		1.49E-02	0.00
Beryllium	2.66E-02	9.65E-03		3.62E-02	0.00
Cadmium	1.57E-01	5.70E-02		2.14E-01	0.00
Cobalt	9.83E-03	4.46E-05		9.87E-03	0.00
Iron	7.47E-02	1.81E-03		7.65E-02	0.00
Lead	6.75E+03	1.63E+02		6.91E+03	99.99
Manganese	1.30E-01	1.18E-02		1.42E-01	0.00
Nickel	3.20E-02	4.30E-04		3.24E-02	0.00
Strontium	1.50E-02	2.72E-04		1.52E-02	0.00
Thallium					
Uranium	1.67E-02	7.15E-05		1.68E-02	0.00
Vanadium	1.33E-01	4.84E-02		1.82E-01	0.00
Zinc	7.45E-04	1.35E-05		7.59E-04	0.00
Pathway Total	6.75E+03	1.64E+02		6.92E+03	
Fraction of Total	9.76E-01	2.36E-02			

----- AREA_CODE=n MEDIA=RGA Groundwater -----					
Analyte	Direct ingestion	Dermal contact while showering	Inh. of volatiles while showering	Chemical Total	% of Total
Aluminum	2.34E-03	8.48E-05		2.42E-03	0.00
Antimony	1.33E+00	2.41E-01		1.57E+00	0.04
Arsenic	9.14E-02	8.09E-04		9.22E-02	0.00
Barium	1.20E-02	6.20E-04		1.26E-02	0.00
Beryllium	2.05E-02	7.42E-03		2.79E-02	0.00
Boron	3.12E-02	1.26E-04		3.14E-02	0.00
Cadmium	1.24E-01	4.50E-02		1.69E-01	0.00
Cerium					
Chromium	8.22E-02	1.49E-02		9.71E-02	0.00
Cobalt	3.97E-03	1.80E-05		3.99E-03	0.00
Copper	2.12E-03	2.56E-05		2.14E-03	0.00
Gallium					
Iron	7.64E-03	1.85E-04		7.83E-03	0.00
Lead	4.31E+03	1.04E+02		4.42E+03	99.95
Lithium	1.96E-02	8.88E-05		1.97E-02	0.00
Manganese	3.80E-02	3.45E-03		4.14E-02	0.00
Molybdenum	4.97E-02	4.74E-04		5.01E-02	0.00
Nickel	2.21E-02	2.97E-04		2.24E-02	0.00
Silver	5.36E-02	1.08E-03		5.47E-02	0.00
Thallium					
Thorium					
Titanium					
Vanadium	5.71E-02	2.07E-02		7.78E-02	0.00

Table F.1 Systemic toxicity from direct contact for the future worker - filtered data (continued)

----- AREA_CODE=n MEDIA=RGa Groundwater -----					
(continued)					
Analyte	Direct ingestion	Dermal contact while showering	Inh. of volatiles while showering	Chemical Total	% of Total
Zinc	4.42E-04	8.03E-06		4.51E-04	0.00
Zirconium					
Dissolved Alpha					
Dissolved Beta					
Pathway Total	4.31E+03	1.05E+02		4.42E+03	
Fraction of Total	9.76E-01	2.37E-02			
----- AREA_CODE=n MEDIA=UCRS Groundwater -----					
Analyte	Direct ingestion	Dermal contact while showering	Inh. of volatiles while showering	Chemical Total	% of Total
Aluminum	2.31E-03	8.40E-05		2.40E-03	0.00
Antimony	1.11E+00	2.02E-01		1.32E+00	0.04
Arsenic	3.67E-01	3.25E-03		3.70E-01	0.01
Barium	3.68E-02	1.91E-03		3.87E-02	0.00
Cadmium	1.13E-01	4.12E-02		1.55E-01	0.00
Chromium	8.12E-02	1.47E-02		9.59E-02	0.00
Cobalt	4.04E-03	1.83E-05		4.05E-03	0.00
Copper	1.00E-02	1.22E-04		1.02E-02	0.00
Iron	4.13E-02	9.99E-04		4.23E-02	0.00
Lead	3.67E+03	8.88E+01		3.76E+03	99.93
Manganese	5.63E-02	5.11E-03		6.14E-02	0.00
Mercury	3.40E-03	1.77E-04		3.58E-03	0.00
Nickel	5.90E-02	7.93E-04		5.98E-02	0.00
Thallium					
Uranium	9.17E-02	3.91E-04		9.21E-02	0.00
Vanadium	2.43E-01	8.82E-02		3.31E-01	0.01
Zinc	1.34E-03	2.44E-05		1.37E-03	0.00
Dissolved Alpha					
Dissolved Beta					
Pathway Total	3.67E+03	8.92E+01		3.76E+03	
Fraction of Total	9.76E-01	2.37E-02			

Table F.2 Excess lifetime cancer risks from direct contact for the future worker - filtered data

----- AREA_CODE=a MEDIA=RGa Groundwater -----

Analyte	Direct ingestion	Dermal contact while showering	Inh. of volatiles while showering	Chemical Total	% of Total
Aluminum					
Barium					
Cadmium					
Iron					
Manganese					
Vanadium					
Zinc					
Pathway Total					
Fraction of Total					

----- AREA_CODE=a MEDIA=UCRS Groundwater -----

Analyte	Direct ingestion	Dermal contact while showering	Inh. of volatiles while showering	Chemical Total	% of Total
Arsenic	1.6E-05	1.4E-07		1.6E-05	100.0
Barium					
Manganese					
Nickel					
Thallium					
Vanadium					
Zinc					
Pathway Total	1.6E-05	1.4E-07		1.6E-05	
Fraction of Total	9.9E-01	8.8E-03			

----- AREA_CODE=b MEDIA=McNairy Groundwater -----

Analyte	Direct ingestion	Dermal contact while showering	Inh. of volatiles while showering	Chemical Total	% of Total
Iron					
Pathway Total					
Fraction of Total					

----- AREA_CODE=b MEDIA=RGa Groundwater -----

Analyte	Direct ingestion	Dermal contact while showering	Inh. of volatiles while showering	Chemical Total	% of Total
Aluminum					
Arsenic	1.7E-05	1.5E-07		1.7E-05	14.10
Barium					
Beryllium	7.6E-05	2.8E-05		1.0E-04	85.90
Cadmium					
Iron					
Manganese					
Nickel					
Silver					
Vanadium					
Zinc					
Dissolved Alpha					

Table F.2 Excess lifetime cancer risks from direct contact for the future worker - filtered data (continued)

----- AREA_CODE=b MEDIA=RGa Groundwater -----
 (continued)

Analyte	Direct ingestion	Dermal contact while showering	Inh. of volatiles while showering	Chemical Total	% of Total
Dissolved Beta					
Pathway Total	9.3E-05	2.8E-05		1.2E-04	
Fraction of Total	7.7E-01	2.3E-01			

----- AREA_CODE=b MEDIA=UCRS Groundwater -----

Analyte	Direct ingestion	Dermal contact while showering	Inh. of volatiles while showering	Chemical Total	% of Total
Arsenic	7.8E-05	6.9E-07		7.9E-05	100.0
Barium					
Cadmium					
Lead					
Manganese					
Mercury					
Nickel					
Thallium					
Vanadium					
Zinc					
Dissolved Alpha					
Dissolved Beta					
Pathway Total	7.8E-05	6.9E-07		7.9E-05	
Fraction of Total	9.9E-01	8.8E-03			

----- AREA_CODE=c MEDIA=RGa Groundwater -----

Analyte	Direct ingestion	Dermal contact while showering	Inh. of volatiles while showering	Chemical Total	% of Total
Barium					
Iron					
Manganese					
Nickel					
Zinc					
Pathway Total					
Fraction of Total					

----- AREA_CODE=c MEDIA=UCRS Groundwater -----

Analyte	Direct ingestion	Dermal contact while showering	Inh. of volatiles while showering	Chemical Total	% of Total
Barium					
Manganese					
Vanadium					
Zinc					
Pathway Total					
Fraction of Total					

Table F.2 Excess lifetime cancer risks from direct contact for the future worker - filtered data (continued)

----- AREA_CODE=d MEDIA=McNairy Groundwater -----

Analyte	Direct ingestion	Dermal contact while showering	Inh. of volatiles while showering	Chemical Total	% of Total
Zinc					
Pathway Total					
Fraction of Total					

----- AREA_CODE=d MEDIA=RGa Groundwater -----

Analyte	Direct ingestion	Dermal contact while showering	Inh. of volatiles while showering	Chemical Total	% of Total
Arsenic	1.4E-05	1.2E-07		1.4E-05	10.48
Barium					
Beryllium	8.5E-05	3.1E-05		1.2E-04	89.52
Cadmium					
Chromium					
Manganese					
Nickel					
Thallium					
Vanadium					
Zinc					
Dissolved Alpha					
Dissolved Beta					
Pathway Total	9.9E-05	3.1E-05		1.3E-04	
Fraction of Total	7.6E-01	2.4E-01			

----- AREA_CODE=d MEDIA=UCRS Groundwater -----

Analyte	Direct ingestion	Dermal contact while showering	Inh. of volatiles while showering	Chemical Total	% of Total
Aluminum					
Arsenic	1.5E-05	1.3E-07		1.5E-05	100.0
Barium					
Cobalt					
Iron					
Manganese					
Nickel					
Uranium					
Vanadium					
Zinc					
Pathway Total	1.5E-05	1.3E-07		1.5E-05	
Fraction of Total	9.9E-01	8.8E-03			

----- AREA_CODE=e MEDIA=McNairy Groundwater -----

Analyte	Direct ingestion	Dermal contact while showering	Inh. of volatiles while showering	Chemical Total	% of Total
Iron					
Manganese					
Vanadium					
Pathway Total					

Table F.2 Excess lifetime cancer risks from direct contact for the future worker - filtered data (continued)

----- AREA_CODE=e MEDIA=McNairy Groundwater -----
 (continued)

Analyte	Direct ingestion	Dermal contact while showering	Inh. of volatiles while showering	Chemical Total	% of Total
Fraction of Total					

----- AREA_CODE=e MEDIA=RGa Groundwater -----

Analyte	Direct ingestion	Dermal contact while showering	Inh. of volatiles while showering	Chemical Total	% of Total
Barium					
Beryllium	6.8E-05	2.5E-05		9.3E-05	100.0
Cobalt					
Iron					
Manganese					
Molybdenum					
Thallium					
Vanadium					
Zinc					
Dissolved Alpha					
Dissolved Beta					
Pathway Total	6.8E-05	2.5E-05		9.3E-05	
Fraction of Total	7.3E-01	2.7E-01			

----- AREA_CODE=e MEDIA=UCRS Groundwater -----

Analyte	Direct ingestion	Dermal contact while showering	Inh. of volatiles while showering	Chemical Total	% of Total
Barium					
Manganese					
Nickel					
Vanadium					
Zinc					
Pathway Total					
Fraction of Total					

----- AREA_CODE=f MEDIA=McNairy Groundwater -----

Analyte	Direct ingestion	Dermal contact while showering	Inh. of volatiles while showering	Chemical Total	% of Total
Barium					
Pathway Total					
Fraction of Total					

Table F.2 Excess lifetime cancer risks from direct contact for the future worker - filtered data (continued)

----- AREA_CODE=f MEDIA=RGa Groundwater -----

Analyte	Direct ingestion	Dermal contact while showering	Inh. of volatiles while showering	Chemical Total	% of Total
Barium					
Cadmium					
Iron					
Manganese					
Nickel					
Vanadium					
Zinc					
Pathway Total					
Fraction of Total					

----- AREA_CODE=f MEDIA=UCRS Groundwater -----

Analyte	Direct ingestion	Dermal contact while showering	Inh. of volatiles while showering	Chemical Total	% of Total
Barium					
Manganese					
Vanadium					
Zinc					
Pathway Total					
Fraction of Total					

----- AREA_CODE=g MEDIA=McNairy Groundwater -----

Analyte	Direct ingestion	Dermal contact while showering	Inh. of volatiles while showering	Chemical Total	% of Total
Iron					
Pathway Total					
Fraction of Total					

----- AREA_CODE=g MEDIA=RGa Groundwater -----

Analyte	Direct ingestion	Dermal contact while showering	Inh. of volatiles while showering	Chemical Total	% of Total
Aluminum					
Cadmium					
Chromium					
Iron					
Lead					
Manganese					
Nickel					
Thallium					
Zinc					
Pathway Total					
Fraction of Total					

Table F.2 Excess lifetime cancer risks from direct contact for the future worker - filtered data (continued)

----- AREA_CODE=g MEDIA=UCRS Groundwater -----

Analyte	Direct ingestion	Dermal contact while showering	Inh. of volatiles while showering	Chemical Total	% of Total
Aluminum					
Manganese					
Vanadium					
Zinc					
Pathway Total					
Fraction of Total					

----- AREA_CODE=h MEDIA=Other Groundwater -----

Analyte	Direct ingestion	Dermal contact while showering	Inh. of volatiles while showering	Chemical Total	% of Total
Barium					
Manganese					
Nickel					
Thallium					
Vanadium					
Zinc					
Pathway Total					
Fraction of Total					

----- AREA_CODE=h MEDIA=RGAs Groundwater -----

Analyte	Direct ingestion	Dermal contact while showering	Inh. of volatiles while showering	Chemical Total	% of Total
Barium					
Vanadium					
Pathway Total					
Fraction of Total					

----- AREA_CODE=h MEDIA=UCRS Groundwater -----

Analyte	Direct ingestion	Dermal contact while showering	Inh. of volatiles while showering	Chemical Total	% of Total
Barium					
Manganese					
Nickel					
Vanadium					
Zinc					
Pathway Total					
Fraction of Total					

Table F.2 Excess lifetime cancer risks from direct contact for the future worker - filtered data (continued)

----- AREA_CODE=i MEDIA=McNairy Groundwater -----

Analyte	Direct ingestion	Dermal contact while showering	Inh. of volatiles while showering	Chemical Total	% of Total
Manganese					
Vanadium					
Pathway Total					
Fraction of Total					

----- AREA_CODE=i MEDIA=RGa Groundwater -----

Analyte	Direct ingestion	Dermal contact while showering	Inh. of volatiles while showering	Chemical Total	% of Total
Antimony					
Arsenic	1.4E-05	1.2E-07		1.4E-05	16.11
Barium					
Beryllium	5.3E-05	1.9E-05		7.2E-05	83.89
Boron					
Cerium					
Chromium					
Copper					
Gallium					
Lithium					
Manganese					
Thorium					
Titanium					
Vanadium					
Zinc					
Zirconium					
Dissolved Alpha					
Dissolved Beta					
Pathway Total	6.6E-05	1.9E-05		8.5E-05	
Fraction of Total	7.8E-01	2.2E-01			

----- AREA_CODE=i MEDIA=UCRS Groundwater -----

Analyte	Direct ingestion	Dermal contact while showering	Inh. of volatiles while showering	Chemical Total	% of Total
Antimony					
Arsenic	4.2E-05	3.7E-07		4.3E-05	100.0
Barium					
Cadmium					
Chromium					
Cobalt					
Copper					
Iron					
Lead					
Manganese					
Mercury					
Nickel					
Uranium					
Vanadium					
Zinc					
Dissolved Alpha					
Dissolved Beta					
Pathway Total	4.2E-05	3.7E-07		4.3E-05	

Table F.2 Excess lifetime cancer risks from direct contact for the future worker - filtered data (continued)

----- AREA_CODE=i MEDIA=UCRS Groundwater ----- (continued)					
Analyte	Direct ingestion	Dermal contact while showering	Inh. of volatiles while showering	Chemical Total	% of Total
Fraction of Total	9.9E-01	8.8E-03			
----- AREA_CODE=j MEDIA=McNairy Groundwater -----					
Analyte	Direct ingestion	Dermal contact while showering	Inh. of volatiles while showering	Chemical Total	% of Total
Aluminum					
Arsenic	4.0E-04	3.5E-06		4.0E-04	100.0
Manganese					
Molybdenum					
Pathway Total	4.0E-04	3.5E-06		4.0E-04	
Fraction of Total	9.9E-01	8.8E-03			
----- AREA_CODE=j MEDIA=RGA Groundwater -----					
Analyte	Direct ingestion	Dermal contact while showering	Inh. of volatiles while showering	Chemical Total	% of Total
Manganese					
Molybdenum					
Thallium					
Vanadium					
Pathway Total					
Fraction of Total					
----- AREA_CODE=k MEDIA=Other Groundwater -----					
Analyte	Direct ingestion	Dermal contact while showering	Inh. of volatiles while showering	Chemical Total	% of Total
Aluminum					
Arsenic	2.0E-05	1.7E-07		2.0E-05	6.65
Barium					
Beryllium	2.0E-04	7.4E-05		2.8E-04	93.35
Cadmium					
Cobalt					
Iron					
Lead					
Manganese					
Nickel					
Strontium					
Uranium					
Vanadium					
Zinc					
Pathway Total	2.2E-04	7.4E-05		3.0E-04	
Fraction of Total	7.5E-01	2.5E-01			

Table F.2 Excess lifetime cancer risks from direct contact for the future worker - filtered data (continued)

----- AREA_CODE=1 MEDIA=McNairy Groundwater -----

Analyte	Direct ingestion	Dermal contact while showering	Inh. of volatiles while showering	Chemical Total	% of Total
Iron					
Zinc					
Pathway Total					
Fraction of Total					

----- AREA_CODE=1 MEDIA=RGa Groundwater -----

Analyte	Direct ingestion	Dermal contact while showering	Inh. of volatiles while showering	Chemical Total	% of Total
Aluminum					
Arsenic	1.6E-05	1.4E-07		1.6E-05	13.98
Barium					
Beryllium	7.3E-05	2.7E-05		1.0E-04	86.02
Cadmium					
Chromium					
Iron					
Manganese					
Nickel					
Silver					
Thallium					
Vanadium					
Zinc					
Dissolved Alpha					
Dissolved Beta					
Pathway Total	8.9E-05	2.7E-05		1.2E-04	
Fraction of Total	7.7E-01	2.3E-01			

----- AREA_CODE=1 MEDIA=UCRS Groundwater -----

Analyte	Direct ingestion	Dermal contact while showering	Inh. of volatiles while showering	Chemical Total	% of Total
Aluminum					
Arsenic	6.7E-05	5.9E-07		6.7E-05	100.0
Barium					
Cadmium					
Cobalt					
Iron					
Lead					
Manganese					
Mercury					
Nickel					
Thallium					
Uranium					
Vanadium					
Zinc					
Dissolved Alpha					
Dissolved Beta					
Pathway Total	6.7E-05	5.9E-07		6.7E-05	
Fraction of Total	9.9E-01	8.8E-03			

Table F.2 Excess lifetime cancer risks from direct contact for the future worker - filtered data (continued)

----- AREA_CODE=m MEDIA=McNairy Groundwater -----					
Analyte	Direct ingestion	Dermal contact while showering	Inh. of volatiles while showering	Chemical Total	% of Total
Aluminum					
Arsenic	4.5E-05	4.0E-07		4.6E-05	100.0
Barium					
Iron					
Manganese					
Molybdenum					
Vanadium					
Pathway Total	4.5E-05	4.0E-07		4.6E-05	
Fraction of Total	9.9E-01	8.8E-03			
----- AREA_CODE=m MEDIA=Other Groundwater -----					
Analyte	Direct ingestion	Dermal contact while showering	Inh. of volatiles while showering	Chemical Total	% of Total
Aluminum					
Arsenic	1.8E-05	1.6E-07		1.8E-05	13.93
Barium					
Beryllium	8.2E-05	3.0E-05		1.1E-04	86.07
Cadmium					
Cobalt					
Iron					
Lead					
Manganese					
Nickel					
Strontium					
Thallium					
Uranium					
Vanadium					
Zinc					
Pathway Total	9.9E-05	3.0E-05		1.3E-04	
Fraction of Total	7.7E-01	2.3E-01			
----- AREA_CODE=m MEDIA=RGA Groundwater -----					
Analyte	Direct ingestion	Dermal contact while showering	Inh. of volatiles while showering	Chemical Total	% of Total
Aluminum					
Antimony					
Arsenic	1.4E-05	1.2E-07		1.4E-05	14.52
Barium					
Beryllium	5.9E-05	2.1E-05		8.0E-05	85.48
Boron					
Cadmium					
Cerium					
Chromium					
Cobalt					
Copper					
Gallium					
Iron					
Lead					
Lithium					
Manganese					

Table F.2 Excess lifetime cancer risks from direct contact for the future worker - filtered data (continued)

----- AREA_CODE=m MEDIA=RGA Groundwater -----
(continued)

Analyte	Direct ingestion	Dermal contact while showering	Inh. of volatiles while showering	Chemical Total	% of Total
Molybdenum					
Nickel					
Thallium					
Thorium					
Titanium					
Vanadium					
Zinc					
Zirconium					
Dissolved Alpha					
Dissolved Beta					
Pathway Total	7.2E-05	2.1E-05		9.4E-05	
Fraction of Total	7.7E-01	2.3E-01			

----- AREA_CODE=m MEDIA=UCRS Groundwater -----

Analyte	Direct ingestion	Dermal contact while showering	Inh. of volatiles while showering	Chemical Total	% of Total
Aluminum					
Antimony					
Arsenic	1.5E-05	1.4E-07		1.6E-05	100.0
Barium					
Cadmium					
Chromium					
Cobalt					
Copper					
Iron					
Lead					
Manganese					
Mercury					
Nickel					
Uranium					
Vanadium					
Zinc					
Dissolved Alpha					
Dissolved Beta					
Pathway Total	1.5E-05	1.4E-07		1.6E-05	
Fraction of Total	9.9E-01	8.8E-03			

----- AREA_CODE=n MEDIA=McNairy Groundwater -----

Analyte	Direct ingestion	Dermal contact while showering	Inh. of volatiles while showering	Chemical Total	% of Total
Aluminum					
Arsenic	3.7E-05	3.3E-07		3.8E-05	100.0
Barium					
Iron					
Manganese					
Molybdenum					
Vanadium					
Zinc					
Pathway Total	3.7E-05	3.3E-07		3.8E-05	

Table F.2 Excess lifetime cancer risks from direct contact for the future worker - filtered data (continued)

----- AREA_CODE=n MEDIA=McNairy Groundwater -----
 (continued)

Analyte	Direct ingestion	Dermal contact while showering	Inh. of volatiles while showering	Chemical Total	% of Total
Fraction of Total	9.9E-01	8.8E-03			

----- AREA_CODE=n MEDIA=Other Groundwater -----

Analyte	Direct ingestion	Dermal contact while showering	Inh. of volatiles while showering	Chemical Total	% of Total
Aluminum					
Arsenic	1.8E-05	1.6E-07		1.8E-05	13.93
Barium					
Beryllium	8.2E-05	3.0E-05		1.1E-04	86.07
Cadmium					
Cobalt					
Iron					
Lead					
Manganese					
Nickel					
Strontium					
Thallium					
Uranium					
Vanadium					
Zinc					
Pathway Total	9.9E-05	3.0E-05		1.3E-04	
Fraction of Total	7.7E-01	2.3E-01			

----- AREA_CODE=n MEDIA=RGA Groundwater -----

Analyte	Direct ingestion	Dermal contact while showering	Inh. of volatiles while showering	Chemical Total	% of Total
Aluminum					
Antimony					
Arsenic	1.5E-05	1.3E-07		1.5E-05	14.75
Barium					
Beryllium	6.3E-05	2.3E-05		8.6E-05	85.25
Boron					
Cadmium					
Cerium					
Chromium					
Cobalt					
Copper					
Gallium					
Iron					
Lead					
Lithium					
Manganese					
Molybdenum					
Nickel					
Silver					
Thallium					
Thorium					
Titanium					
Vanadium					

Table F.2 Excess lifetime cancer risks from direct contact for the future worker - filtered data (continued)

----- AREA_CODE=n MEDIA=RGA Groundwater -----						
(continued)						
Analyte	Direct ingestion	Dermal contact while showering	Inh. of volatiles while showering	Chemical Total	% of Total	
Zinc						
Zirconium						
Dissolved Alpha						
Dissolved Beta						
Pathway Total	7.8E-05	2.3E-05		1.0E-04		
Fraction of Total	7.7E-01	2.3E-01				
----- AREA_CODE=n MEDIA=UCRS Groundwater -----						
Analyte	Direct ingestion	Dermal contact while showering	Inh. of volatiles while showering	Chemical Total	% of Total	
Aluminum						
Antimony						
Arsenic	5.9E-05	5.2E-07		5.9E-05	100.0	
Barium						
Cadmium						
Chromium						
Cobalt						
Copper						
Iron						
Lead						
Manganese						
Mercury						
Nickel						
Thallium						
Uranium						
Vanadium						
Zinc						
Dissolved Alpha						
Dissolved Beta						
Pathway Total	5.9E-05	5.2E-07		5.9E-05		
Fraction of Total	9.9E-01	8.8E-03				

Table F.3 Systemic toxicity from direct contact for the child recreator - filtered data

----- AREA_CODE=a MEDIA=RGA Groundwater -----

Analyte	Direct ingestion	Dermal contact while swimming	Dermal contact while wading	Chemical Total	% of Total
Aluminum	3.20E-04	4.60E-04	7.42E-04	1.52E-03	0.09
Barium	1.89E-03	3.89E-03	6.27E-03	1.21E-02	0.73
Cadmium	1.72E-02	2.48E-01	3.99E-01	6.64E-01	40.39
Iron	2.21E-04	2.12E-04	3.42E-04	7.76E-04	0.05
Manganese	3.01E-03	1.08E-02	1.75E-02	3.13E-02	1.91
Vanadium	2.42E-02	3.48E-01	5.61E-01	9.34E-01	56.82
Zinc	3.20E-05	2.31E-05	3.72E-05	9.23E-05	0.01
Pathway Total	4.68E-02	6.11E-01	9.85E-01	1.64E+00	
Fraction of Total	2.85E-02	3.72E-01	6.00E-01		

----- AREA_CODE=a MEDIA=UCRS Groundwater -----

Analyte	Direct ingestion	Dermal contact while swimming	Dermal contact while wading	Chemical Total	% of Total
Arsenic	1.11E-02	3.89E-03	6.26E-03	2.12E-02	3.11
Barium	8.13E-04	1.67E-03	2.69E-03	5.18E-03	0.76
Manganese	1.44E-03	5.18E-03	8.35E-03	1.50E-02	2.19
Nickel	3.33E-03	1.77E-03	2.86E-03	7.96E-03	1.17
Thallium					
Vanadium	1.64E-02	2.36E-01	3.80E-01	6.33E-01	92.76
Zinc	3.57E-05	2.57E-05	4.14E-05	1.03E-04	0.02
Pathway Total	3.31E-02	2.49E-01	4.01E-01	6.82E-01	
Fraction of Total	4.85E-02	3.64E-01	5.87E-01		

----- AREA_CODE=b MEDIA=McNairy Groundwater -----

Analyte	Direct ingestion	Dermal contact while swimming	Dermal contact while wading	Chemical Total	% of Total
Iron	1.62E-02	1.56E-02	2.51E-02	5.68E-02	100.0
Pathway Total	1.62E-02	1.56E-02	2.51E-02	5.68E-02	
Fraction of Total	2.85E-01	2.74E-01	4.41E-01		

----- AREA_CODE=b MEDIA=RGA Groundwater -----

Analyte	Direct ingestion	Dermal contact while swimming	Dermal contact while wading	Chemical Total	% of Total
Aluminum	3.54E-04	5.09E-04	8.21E-04	1.68E-03	0.17
Arsenic	1.18E-02	4.15E-03	6.70E-03	2.27E-02	2.28
Barium	2.99E-03	6.16E-03	9.93E-03	1.91E-02	1.92
Beryllium	2.79E-03	4.02E-02	6.48E-02	1.08E-01	10.85
Cadmium	1.21E-02	1.74E-01	2.81E-01	4.67E-01	47.02
Iron	8.74E-04	8.39E-04	1.35E-03	3.06E-03	0.31
Manganese	8.84E-03	3.18E-02	5.13E-02	9.19E-02	9.26
Nickel	7.84E-03	4.18E-03	6.74E-03	1.88E-02	1.89
Silver	6.79E-03	5.43E-03	8.75E-03	2.10E-02	2.11
Vanadium	6.22E-03	8.95E-02	1.44E-01	2.40E-01	24.17
Zinc	4.39E-05	3.16E-05	5.10E-05	1.26E-04	0.01
Dissolved Alpha					

Table F.3 Systemic toxicity from direct contact for the child recreator - filtered data (continued)

----- AREA_CODE=b MEDIA=RGA Groundwater -----
(continued)

Analyte	Direct ingestion	Dermal contact while swimming	Dermal contact while wading	Chemical Total	% of Total
Dissolved Beta					
Pathway Total	6.07E-02	3.57E-01	5.75E-01	9.93E-01	
Fraction of Total	6.11E-02	3.59E-01	5.79E-01		

----- AREA_CODE=b MEDIA=UCRS Groundwater -----

Analyte	Direct ingestion	Dermal contact while swimming	Dermal contact while wading	Chemical Total	% of Total
Arsenic	5.48E-02	1.93E-02	3.10E-02	1.05E-01	0.01
Barium	6.72E-03	1.38E-02	2.23E-02	4.28E-02	0.00
Cadmium	1.23E-02	1.78E-01	2.86E-01	4.76E-01	0.04
Lead	3.36E+02	3.23E+02	5.20E+02	1.18E+03	99.81
Manganese	7.05E-03	2.54E-02	4.09E-02	7.33E-02	0.01
Mercury	3.77E-04	7.75E-04	1.25E-03	2.40E-03	0.00
Nickel	2.13E-02	1.14E-02	1.83E-02	5.11E-02	0.00
Thallium					
Vanadium	3.84E-02	5.53E-01	8.91E-01	1.48E+00	0.13
Zinc	3.91E-05	2.82E-05	4.54E-05	1.13E-04	0.00
Dissolved Alpha					
Dissolved Beta					
Pathway Total	3.36E+02	3.24E+02	5.22E+02	1.18E+03	
Fraction of Total	2.85E-01	2.74E-01	4.41E-01		

----- AREA_CODE=c MEDIA=RGA Groundwater -----

Analyte	Direct ingestion	Dermal contact while swimming	Dermal contact while wading	Chemical Total	% of Total
Barium	1.61E-03	3.32E-03	5.34E-03	1.03E-02	11.35
Iron	1.27E-03	1.22E-03	1.96E-03	4.45E-03	4.91
Manganese	5.23E-03	1.88E-02	3.03E-02	5.44E-02	60.10
Nickel	8.85E-03	4.72E-03	7.61E-03	2.12E-02	23.41
Zinc	6.87E-05	4.95E-05	7.98E-05	1.98E-04	0.22
Pathway Total	1.70E-02	2.81E-02	4.53E-02	9.05E-02	
Fraction of Total	1.88E-01	3.11E-01	5.01E-01		

----- AREA_CODE=c MEDIA=UCRS Groundwater -----

Analyte	Direct ingestion	Dermal contact while swimming	Dermal contact while wading	Chemical Total	% of Total
Barium	7.55E-04	1.55E-03	2.50E-03	4.81E-03	2.25
Manganese	3.56E-03	1.28E-02	2.06E-02	3.70E-02	17.33
Vanadium	4.44E-03	6.40E-02	1.03E-01	1.72E-01	80.37
Zinc	2.76E-05	1.99E-05	3.21E-05	7.96E-05	0.04
Pathway Total	8.78E-03	7.83E-02	1.26E-01	2.13E-01	
Fraction of Total	4.11E-02	3.67E-01	5.92E-01		

Table F.3 Systemic toxicity from direct contact for the child recreator - filtered data (continued)

----- AREA_CODE=d MEDIA=McNairy Groundwater -----

Analyte	Direct ingestion	Dermal contact while swimming	Dermal contact while wading	Chemical Total	% of Total
Zinc	4.56E-04	3.28E-04	5.29E-04	1.31E-03	100.0
Pathway Total	4.56E-04	3.28E-04	5.29E-04	1.31E-03	
Fraction of Total	3.47E-01	2.50E-01	4.03E-01		

----- AREA_CODE=d MEDIA=RGa Groundwater -----

Analyte	Direct ingestion	Dermal contact while swimming	Dermal contact while wading	Chemical Total	% of Total
Arsenic	9.49E-03	3.33E-03	5.37E-03	1.82E-02	1.22
Barium	3.69E-03	7.59E-03	1.22E-02	2.35E-02	1.58
Beryllium	3.14E-03	4.52E-02	7.29E-02	1.21E-01	8.13
Cadmium	1.73E-02	2.50E-01	4.02E-01	6.69E-01	44.83
Chromium	1.04E-02	7.52E-02	1.21E-01	2.07E-01	13.86
Manganese	2.23E-02	8.04E-02	1.30E-01	2.32E-01	15.57
Nickel	4.17E-03	2.23E-03	3.59E-03	9.98E-03	0.67
Thallium					
Vanadium	5.47E-03	7.87E-02	1.27E-01	2.11E-01	14.14
Zinc	4.67E-05	3.36E-05	5.42E-05	1.35E-04	0.01
Dissolved Alpha					
Dissolved Beta					
Pathway Total	7.61E-02	5.42E-01	8.74E-01	1.49E+00	
Fraction of Total	5.10E-02	3.63E-01	5.86E-01		

----- AREA_CODE=d MEDIA=UCRS Groundwater -----

Analyte	Direct ingestion	Dermal contact while swimming	Dermal contact while wading	Chemical Total	% of Total
Aluminum	4.14E-04	5.96E-04	9.60E-04	1.97E-03	0.12
Arsenic	1.03E-02	3.60E-03	5.81E-03	1.97E-02	1.19
Barium	4.07E-03	8.36E-03	1.35E-02	2.59E-02	1.56
Cobalt	4.62E-04	8.32E-05	1.34E-04	6.79E-04	0.04
Iron	9.03E-03	8.67E-03	1.40E-02	3.17E-02	1.91
Manganese	4.97E-02	1.79E-01	2.89E-01	5.17E-01	31.23
Nickel	1.76E-03	9.41E-04	1.52E-03	4.22E-03	0.25
Uranium	3.32E-02	5.62E-03	9.05E-03	4.78E-02	2.89
Vanadium	2.61E-02	3.76E-01	6.05E-01	1.01E+00	60.80
Zinc	3.67E-05	2.64E-05	4.26E-05	1.06E-04	0.01
Pathway Total	1.35E-01	5.83E-01	9.39E-01	1.66E+00	
Fraction of Total	8.15E-02	3.52E-01	5.67E-01		

----- AREA_CODE=e MEDIA=McNairy Groundwater -----

Analyte	Direct ingestion	Dermal contact while swimming	Dermal contact while wading	Chemical Total	% of Total
Iron	3.82E-02	3.67E-02	5.91E-02	1.34E-01	5.18
Manganese	9.79E-03	3.53E-02	5.68E-02	1.02E-01	3.93
Vanadium	6.10E-02	8.78E-01	1.41E+00	2.35E+00	90.89
Pathway Total	1.09E-01	9.50E-01	1.53E+00	2.59E+00	

Table F.3 Systemic toxicity from direct contact for the child recreator - filtered data (continued)

----- AREA_CODE=e MEDIA=McNairy Groundwater -----
(continued)

Analyte	Direct ingestion	Dermal contact while swimming	Dermal contact while wading	Chemical Total	% of Total
Fraction of Total	4.21E-02	3.67E-01	5.91E-01		

----- AREA_CODE=e MEDIA=RGa Groundwater -----

Analyte	Direct ingestion	Dermal contact while swimming	Dermal contact while wading	Chemical Total	% of Total
Barium	1.19E-03	2.44E-03	3.93E-03	7.55E-03	1.21
Beryllium	2.50E-03	3.60E-02	5.80E-02	9.64E-02	15.49
Cobalt	4.53E-04	8.16E-05	1.32E-04	6.67E-04	0.11
Iron	1.30E-03	1.25E-03	2.02E-03	4.57E-03	0.73
Manganese	1.25E-03	4.48E-03	7.23E-03	1.30E-02	2.08
Molybdenum	5.68E-03	2.15E-03	3.47E-03	1.13E-02	1.82
Thallium					
Vanadium	1.27E-02	1.82E-01	2.94E-01	4.89E-01	78.52
Zinc	6.60E-05	4.75E-05	7.66E-05	1.90E-04	0.03
Dissolved Alpha					
Dissolved Beta					
Pathway Total	2.51E-02	2.29E-01	3.69E-01	6.22E-01	
Fraction of Total	4.03E-02	3.67E-01	5.92E-01		

----- AREA_CODE=e MEDIA=UCRS Groundwater -----

Analyte	Direct ingestion	Dermal contact while swimming	Dermal contact while wading	Chemical Total	% of Total
Barium	6.32E-03	1.30E-02	2.10E-02	4.03E-02	3.19
Manganese	6.91E-04	2.49E-03	4.01E-03	7.19E-03	0.57
Nickel	1.60E-02	8.53E-03	1.38E-02	3.83E-02	3.03
Vanadium	3.05E-02	4.39E-01	7.07E-01	1.18E+00	93.19
Zinc	5.99E-05	4.32E-05	6.96E-05	1.73E-04	0.01
Pathway Total	5.35E-02	4.63E-01	7.46E-01	1.26E+00	
Fraction of Total	4.24E-02	3.67E-01	5.91E-01		

----- AREA_CODE=f MEDIA=McNairy Groundwater -----

Analyte	Direct ingestion	Dermal contact while swimming	Dermal contact while wading	Chemical Total	% of Total
Barium	2.34E-03	4.82E-03	7.76E-03	1.49E-02	100.0
Pathway Total	2.34E-03	4.82E-03	7.76E-03	1.49E-02	
Fraction of Total	1.57E-01	3.23E-01	5.20E-01		

Table F.3 Systemic toxicity from direct contact for the child recreator - filtered data (continued)

----- AREA_CODE=f MEDIA=RGA Groundwater -----

Analyte	Direct ingestion	Dermal contact while swimming	Dermal contact while wading	Chemical Total	% of Total
Barium	1.63E-03	3.35E-03	5.39E-03	1.04E-02	0.91
Cadmium	1.69E-02	2.44E-01	3.93E-01	6.53E-01	57.62
Iron	3.81E-04	3.66E-04	5.90E-04	1.34E-03	0.12
Manganese	1.37E-03	4.95E-03	7.98E-03	1.43E-02	1.26
Nickel	4.85E-03	2.59E-03	4.17E-03	1.16E-02	1.02
Vanadium	1.15E-02	1.65E-01	2.66E-01	4.43E-01	39.05
Zinc	5.02E-05	3.62E-05	5.83E-05	1.45E-04	0.01
Pathway Total	3.67E-02	4.20E-01	6.77E-01	1.13E+00	
Fraction of Total	3.23E-02	3.71E-01	5.97E-01		

----- AREA_CODE=f MEDIA=UCRS Groundwater -----

Analyte	Direct ingestion	Dermal contact while swimming	Dermal contact while wading	Chemical Total	% of Total
Barium	1.34E-03	2.76E-03	4.44E-03	8.54E-03	4.55
Manganese	3.15E-04	1.13E-03	1.83E-03	3.28E-03	1.74
Vanadium	4.55E-03	6.56E-02	1.06E-01	1.76E-01	93.62
Zinc	5.53E-05	3.98E-05	6.41E-05	1.59E-04	0.08
Pathway Total	6.26E-03	6.95E-02	1.12E-01	1.88E-01	
Fraction of Total	3.34E-02	3.70E-01	5.97E-01		

----- AREA_CODE=g MEDIA=McNairy Groundwater -----

Analyte	Direct ingestion	Dermal contact while swimming	Dermal contact while wading	Chemical Total	% of Total
Iron	1.96E-02	1.88E-02	3.03E-02	6.87E-02	100.0
Pathway Total	1.96E-02	1.88E-02	3.03E-02	6.87E-02	
Fraction of Total	2.85E-01	2.74E-01	4.41E-01		

----- AREA_CODE=g MEDIA=RGA Groundwater -----

Analyte	Direct ingestion	Dermal contact while swimming	Dermal contact while wading	Chemical Total	% of Total
Aluminum	3.27E-04	4.70E-04	7.58E-04	1.56E-03	0.00
Cadmium	1.64E-02	2.36E-01	3.81E-01	6.33E-01	0.02
Chromium	1.03E-02	7.43E-02	1.20E-01	2.04E-01	0.01
Iron	5.69E-04	5.46E-04	8.80E-04	1.99E-03	0.00
Lead	7.67E+02	7.36E+02	1.19E+03	2.69E+03	99.97
Manganese	7.99E-04	2.88E-03	4.63E-03	8.31E-03	0.00
Nickel	6.67E-03	3.55E-03	5.73E-03	1.59E-02	0.00
Thallium					
Zinc	6.68E-05	4.81E-05	7.75E-05	1.92E-04	0.00
Pathway Total	7.67E+02	7.37E+02	1.19E+03	2.69E+03	
Fraction of Total	2.85E-01	2.74E-01	4.41E-01		

Table F.3 Systemic toxicity from direct contact for the child recreator - filtered data (continued)

----- AREA_CODE=g MEDIA=UCRS Groundwater -----

Analyte	Direct ingestion	Dermal contact while swimming	Dermal contact while wading	Chemical Total	% of Total
Aluminum	6.50E-04	9.36E-04	1.51E-03	3.10E-03	0.39
Manganese	1.40E-02	5.04E-02	8.12E-02	1.46E-01	18.29
Vanadium	1.68E-02	2.41E-01	3.89E-01	6.47E-01	81.31
Zinc	4.52E-05	3.25E-05	5.25E-05	1.30E-04	0.02
Pathway Total	3.15E-02	2.93E-01	4.72E-01	7.96E-01	
Fraction of Total	3.95E-02	3.68E-01	5.93E-01		

----- AREA_CODE=h MEDIA=Other Groundwater -----

Analyte	Direct ingestion	Dermal contact while swimming	Dermal contact while wading	Chemical Total	% of Total
Barium	8.61E-04	1.77E-03	2.86E-03	5.49E-03	1.24
Manganese	2.44E-04	8.80E-04	1.42E-03	2.54E-03	0.57
Nickel	2.98E-03	1.59E-03	2.56E-03	7.13E-03	1.61
Thallium					
Vanadium	1.11E-02	1.60E-01	2.58E-01	4.29E-01	96.56
Zinc	4.56E-05	3.28E-05	5.29E-05	1.31E-04	0.03
Pathway Total	1.52E-02	1.64E-01	2.65E-01	4.44E-01	
Fraction of Total	3.43E-02	3.70E-01	5.96E-01		

----- AREA_CODE=h MEDIA=RGAs Groundwater -----

Analyte	Direct ingestion	Dermal contact while swimming	Dermal contact while wading	Chemical Total	% of Total
Barium	1.37E-03	2.82E-03	4.54E-03	8.73E-03	1.98
Vanadium	1.12E-02	1.61E-01	2.60E-01	4.32E-01	98.02
Pathway Total	1.26E-02	1.64E-01	2.64E-01	4.41E-01	
Fraction of Total	2.85E-02	3.72E-01	6.00E-01		

----- AREA_CODE=h MEDIA=UCRS Groundwater -----

Analyte	Direct ingestion	Dermal contact while swimming	Dermal contact while wading	Chemical Total	% of Total
Barium	9.55E-04	1.97E-03	3.17E-03	6.09E-03	1.45
Manganese	8.56E-04	3.08E-03	4.97E-03	8.90E-03	2.12
Nickel	1.52E-02	8.10E-03	1.31E-02	3.63E-02	8.63
Vanadium	9.57E-03	1.38E-01	2.22E-01	3.70E-01	87.79
Zinc	2.21E-05	1.59E-05	2.57E-05	6.37E-05	0.02
Pathway Total	2.66E-02	1.51E-01	2.43E-01	4.21E-01	
Fraction of Total	6.32E-02	3.59E-01	5.78E-01		

Table F.3 Systemic toxicity from direct contact for the child recreator - filtered data (continued)

----- AREA_CODE=i MEDIA=McNairy Groundwater -----

Analyte	Direct ingestion	Dermal contact while swimming	Dermal contact while wading	Chemical Total	% of Total
Manganese	1.78E-02	6.39E-02	1.03E-01	1.85E-01	15.68
Vanadium	2.57E-02	3.71E-01	5.97E-01	9.94E-01	84.32
Pathway Total	4.35E-02	4.35E-01	7.00E-01	1.18E+00	
Fraction of Total	3.69E-02	3.69E-01	5.94E-01		

----- AREA_CODE=i MEDIA=RGA Groundwater -----

Analyte	Direct ingestion	Dermal contact while swimming	Dermal contact while wading	Chemical Total	% of Total
Antimony	9.68E-02	6.97E-01	1.12E+00	1.92E+00	71.51
Arsenic	9.58E-03	3.37E-03	5.43E-03	1.84E-02	0.69
Barium	1.39E-03	2.85E-03	4.60E-03	8.84E-03	0.33
Beryllium	1.93E-03	2.78E-02	4.49E-02	7.46E-02	2.79
Boron	3.53E-03	5.65E-04	9.10E-04	5.00E-03	0.19
Cerium					
Chromium	9.19E-03	6.62E-02	1.07E-01	1.82E-01	6.79
Copper	2.74E-04	1.32E-04	2.12E-04	6.19E-04	0.02
Gallium					
Lithium	2.21E-03	3.98E-04	6.41E-04	3.25E-03	0.12
Manganese	1.33E-03	4.79E-03	7.72E-03	1.38E-02	0.52
Thorium					
Titanium					
Vanadium	1.18E-02	1.70E-01	2.75E-01	4.57E-01	17.05
Zinc	5.50E-05	3.96E-05	6.38E-05	1.58E-04	0.01
Zirconium					
Dissolved Alpha					
Dissolved Beta					
Pathway Total	1.38E-01	9.73E-01	1.57E+00	2.68E+00	
Fraction of Total	5.15E-02	3.63E-01	5.85E-01		

----- AREA_CODE=i MEDIA=UCRS Groundwater -----

Analyte	Direct ingestion	Dermal contact while swimming	Dermal contact while wading	Chemical Total	% of Total
Antimony	6.24E-02	4.50E-01	7.25E-01	1.24E+00	0.07
Arsenic	2.97E-02	1.04E-02	1.68E-02	5.69E-02	0.00
Barium	4.31E-03	8.86E-03	1.43E-02	2.75E-02	0.00
Cadmium	1.43E-02	2.06E-01	3.32E-01	5.53E-01	0.03
Chromium	9.65E-03	6.94E-02	1.12E-01	1.91E-01	0.01
Cobalt	4.68E-04	8.42E-05	1.36E-04	6.88E-04	0.00
Copper	5.28E-03	2.54E-03	4.09E-03	1.19E-02	0.00
Iron	4.36E-04	4.19E-04	6.75E-04	1.53E-03	0.00
Lead	4.88E+02	4.68E+02	7.55E+02	1.71E+03	99.74
Manganese	3.87E-02	1.39E-01	2.24E-01	4.02E-01	0.02
Mercury	4.64E-04	9.55E-04	1.54E-03	2.96E-03	0.00
Nickel	3.35E-03	1.79E-03	2.88E-03	8.03E-03	0.00
Uranium	4.10E-03	6.94E-04	1.12E-03	5.91E-03	0.00
Vanadium	4.87E-02	7.02E-01	1.13E+00	1.88E+00	0.11
Zinc	7.77E-04	5.59E-04	9.02E-04	2.24E-03	0.00
Dissolved Alpha					
Dissolved Beta					
Pathway Total	4.88E+02	4.70E+02	7.57E+02	1.72E+03	

Table F.3 Systemic toxicity from direct contact for the child recreator - filtered data (continued)

----- AREA_CODE=i MEDIA=UCRS Groundwater -----					
(continued)					
Analyte	Direct ingestion	Dermal contact while swimming	Dermal contact while wading	Chemical Total	% of Total
Fraction of Total	2.85E-01	2.74E-01	4.42E-01		
----- AREA_CODE=j MEDIA=McNairy Groundwater -----					
Analyte	Direct ingestion	Dermal contact while swimming	Dermal contact while wading	Chemical Total	% of Total
Aluminum	1.95E-03	2.80E-03	4.52E-03	9.26E-03	0.61
Arsenic	2.80E-01	9.83E-02	1.59E-01	5.37E-01	35.35
Manganese	7.98E-02	2.87E-01	4.63E-01	8.30E-01	54.63
Molybdenum	7.18E-02	2.72E-02	4.39E-02	1.43E-01	9.41
Pathway Total	4.34E-01	4.16E-01	6.70E-01	1.52E+00	
Fraction of Total	2.85E-01	2.74E-01	4.41E-01		
----- AREA_CODE=j MEDIA=RGA Groundwater -----					
Analyte	Direct ingestion	Dermal contact while swimming	Dermal contact while wading	Chemical Total	% of Total
Manganese	5.77E-02	2.08E-01	3.35E-01	6.00E-01	46.75
Molybdenum	3.01E-02	1.14E-02	1.84E-02	6.00E-02	4.68
Thallium					
Vanadium	1.61E-02	2.32E-01	3.74E-01	6.23E-01	48.57
Pathway Total	1.04E-01	4.51E-01	7.27E-01	1.28E+00	
Fraction of Total	8.10E-02	3.52E-01	5.67E-01		
----- AREA_CODE=k MEDIA=Other Groundwater -----					
Analyte	Direct ingestion	Dermal contact while swimming	Dermal contact while wading	Chemical Total	% of Total
Aluminum	2.90E-03	4.18E-03	6.73E-03	1.38E-02	0.00
Arsenic	1.38E-02	4.84E-03	7.79E-03	2.64E-02	0.00
Barium	7.46E-04	1.53E-03	2.47E-03	4.75E-03	0.00
Beryllium	7.49E-03	1.08E-01	1.74E-01	2.89E-01	0.01
Cadmium	1.98E-02	2.85E-01	4.59E-01	7.63E-01	0.03
Cobalt	1.61E-03	2.90E-04	4.67E-04	2.37E-03	0.00
Iron	1.36E-01	1.31E-01	2.11E-01	4.78E-01	0.02
Lead	7.63E+02	7.32E+02	1.18E+03	2.67E+03	99.83
Manganese	1.64E-01	5.89E-01	9.50E-01	1.70E+00	0.06
Nickel	6.38E-03	3.40E-03	5.49E-03	1.53E-02	0.00
Strontium	1.69E-03	1.22E-03	1.96E-03	4.87E-03	0.00
Uranium	1.89E-03	3.20E-04	5.16E-04	2.73E-03	0.00
Vanadium	3.41E-02	4.91E-01	7.91E-01	1.32E+00	0.05
Zinc	2.60E-04	1.88E-04	3.02E-04	7.50E-04	0.00
Pathway Total	7.63E+02	7.34E+02	1.18E+03	2.68E+03	
Fraction of Total	2.85E-01	2.74E-01	4.41E-01		

Table F.3 Systemic toxicity from direct contact for the child recreator - filtered data (continued)

----- AREA_CODE=1 MEDIA=McNairy Groundwater -----

Analyte	Direct ingestion	Dermal contact while swimming	Dermal contact while wading	Chemical Total	% of Total
Iron	1.46E-02	1.40E-02	2.26E-02	5.11E-02	97.67
Zinc	4.23E-04	3.05E-04	4.91E-04	1.22E-03	2.33
Pathway Total	1.50E-02	1.43E-02	2.30E-02	5.23E-02	
Fraction of Total	2.87E-01	2.73E-01	4.40E-01		

----- AREA_CODE=1 MEDIA=RGA Groundwater -----

Analyte	Direct ingestion	Dermal contact while swimming	Dermal contact while wading	Chemical Total	% of Total
Aluminum	3.13E-04	4.51E-04	7.27E-04	1.49E-03	0.12
Arsenic	1.13E-02	3.97E-03	6.40E-03	2.17E-02	1.76
Barium	3.41E-03	7.01E-03	1.13E-02	2.17E-02	1.76
Beryllium	2.69E-03	3.88E-02	6.25E-02	1.04E-01	8.43
Cadmium	1.36E-02	1.96E-01	3.16E-01	5.26E-01	42.58
Chromium	9.16E-03	6.60E-02	1.06E-01	1.81E-01	14.70
Iron	1.02E-03	9.80E-04	1.58E-03	3.58E-03	0.29
Manganese	8.50E-03	3.06E-02	4.93E-02	8.84E-02	7.16
Nickel	3.16E-03	1.69E-03	2.72E-03	7.57E-03	0.61
Silver	6.52E-03	5.21E-03	8.40E-03	2.01E-02	1.63
Thallium					
Vanadium	6.70E-03	9.65E-02	1.55E-01	2.59E-01	20.95
Zinc	4.90E-05	3.53E-05	5.68E-05	1.41E-04	0.01
Dissolved Alpha					
Dissolved Beta					
Pathway Total	6.64E-02	4.47E-01	7.21E-01	1.23E+00	
Fraction of Total	5.38E-02	3.62E-01	5.84E-01		

----- AREA_CODE=1 MEDIA=UCRS Groundwater -----

Analyte	Direct ingestion	Dermal contact while swimming	Dermal contact while wading	Chemical Total	% of Total
Aluminum	3.08E-04	4.43E-04	7.14E-04	1.47E-03	0.00
Arsenic	4.69E-02	1.65E-02	2.66E-02	9.00E-02	0.01
Barium	4.61E-03	9.49E-03	1.53E-02	2.94E-02	0.00
Cadmium	1.25E-02	1.80E-01	2.90E-01	4.83E-01	0.04
Cobalt	4.56E-04	8.20E-05	1.32E-04	6.70E-04	0.00
Iron	5.93E-03	5.70E-03	9.18E-03	2.08E-02	0.00
Lead	3.85E+02	3.70E+02	5.96E+02	1.35E+03	99.86
Manganese	8.71E-03	3.14E-02	5.05E-02	9.06E-02	0.01
Mercury	3.76E-04	7.74E-04	1.25E-03	2.40E-03	0.00
Nickel	8.60E-03	4.59E-03	7.39E-03	2.06E-02	0.00
Thallium					
Uranium	6.52E-03	1.10E-03	1.78E-03	9.40E-03	0.00
Vanadium	2.80E-02	4.04E-01	6.51E-01	1.08E+00	0.08
Zinc	2.73E-05	1.96E-05	3.16E-05	7.85E-05	0.00
Dissolved Alpha					
Dissolved Beta					
Pathway Total	3.85E+02	3.71E+02	5.97E+02	1.35E+03	
Fraction of Total	2.85E-01	2.74E-01	4.41E-01		

Table F.3 Systemic toxicity from direct contact for the child recreator - filtered data (continued)

----- AREA_CODE=m MEDIA=McNairy Groundwater -----

Analyte	Direct ingestion	Dermal contact while swimming	Dermal contact while wading	Chemical Total	% of Total
Aluminum	3.62E-04	5.22E-04	8.41E-04	1.72E-03	0.15
Arsenic	3.17E-02	1.11E-02	1.80E-02	6.08E-02	5.25
Barium	2.81E-03	5.79E-03	9.33E-03	1.79E-02	1.55
Iron	2.76E-02	2.65E-02	4.28E-02	9.70E-02	8.37
Manganese	2.26E-02	8.13E-02	1.31E-01	2.35E-01	20.27
Molybdenum	7.33E-03	2.78E-03	4.48E-03	1.46E-02	1.26
Vanadium	1.90E-02	2.73E-01	4.40E-01	7.32E-01	63.16
Pathway Total	1.11E-01	4.01E-01	6.46E-01	1.16E+00	
Fraction of Total	9.61E-02	3.46E-01	5.58E-01		

----- AREA_CODE=m MEDIA=Other Groundwater -----

Analyte	Direct ingestion	Dermal contact while swimming	Dermal contact while wading	Chemical Total	% of Total
Aluminum	5.53E-04	7.96E-04	1.28E-03	2.63E-03	0.00
Arsenic	1.25E-02	4.40E-03	7.10E-03	2.40E-02	0.00
Barium	1.60E-03	3.29E-03	5.31E-03	1.02E-02	0.00
Beryllium	3.00E-03	4.32E-02	6.97E-02	1.16E-01	0.00
Cadmium	1.78E-02	2.56E-01	4.12E-01	6.85E-01	0.03
Cobalt	1.11E-03	2.00E-04	3.22E-04	1.63E-03	0.00
Iron	8.44E-03	8.10E-03	1.31E-02	2.96E-02	0.00
Lead	7.63E+02	7.32E+02	1.18E+03	2.67E+03	99.94
Manganese	1.47E-02	5.28E-02	8.50E-02	1.52E-01	0.01
Nickel	3.61E-03	1.93E-03	3.10E-03	8.64E-03	0.00
Strontium	1.69E-03	1.22E-03	1.96E-03	4.87E-03	0.00
Thallium					
Uranium	1.89E-03	3.20E-04	5.16E-04	2.73E-03	0.00
Vanadium	1.51E-02	2.17E-01	3.50E-01	5.82E-01	0.02
Zinc	8.42E-05	6.06E-05	9.77E-05	2.42E-04	0.00
Pathway Total	7.63E+02	7.33E+02	1.18E+03	2.68E+03	
Fraction of Total	2.85E-01	2.74E-01	4.41E-01		

----- AREA_CODE=m MEDIA=RGA Groundwater -----

Analyte	Direct ingestion	Dermal contact while swimming	Dermal contact while wading	Chemical Total	% of Total
Aluminum	2.36E-04	3.40E-04	5.48E-04	1.12E-03	0.00
Antimony	1.40E-01	1.01E+00	1.62E+00	2.77E+00	0.15
Arsenic	9.49E-03	3.33E-03	5.37E-03	1.82E-02	0.00
Barium	1.33E-03	2.75E-03	4.42E-03	8.50E-03	0.00
Beryllium	2.16E-03	3.12E-02	5.02E-02	8.35E-02	0.00
Boron	3.53E-03	5.65E-04	9.10E-04	5.00E-03	0.00
Cadmium	1.46E-02	2.11E-01	3.40E-01	5.65E-01	0.03
Cerium					
Chromium	9.45E-03	6.80E-02	1.10E-01	1.87E-01	0.01
Cobalt	4.42E-04	7.95E-05	1.28E-04	6.49E-04	0.00
Copper	2.37E-04	1.14E-04	1.84E-04	5.35E-04	0.00
Gallium					
Iron	8.42E-04	8.08E-04	1.30E-03	2.95E-03	0.00
Lead	5.23E+02	5.02E+02	8.10E+02	1.84E+03	99.77
Lithium	2.21E-03	3.98E-04	6.41E-04	3.25E-03	0.00
Manganese	1.25E-03	4.51E-03	7.26E-03	1.30E-02	0.00

Table F.3 Systemic toxicity from direct contact for the child recreator - filtered data (continued)

----- AREA_CODE=m MEDIA=RGA Groundwater -----
(continued)

Analyte	Direct ingestion	Dermal contact while swimming	Dermal contact while wading	Chemical Total	% of Total
Molybdenum	5.60E-03	2.12E-03	3.42E-03	1.11E-02	0.00
Nickel	2.26E-03	1.21E-03	1.94E-03	5.41E-03	0.00
Thallium					
Thorium					
Titanium					
Vanadium	1.43E-02	2.06E-01	3.32E-01	5.52E-01	0.03
Zinc	5.26E-05	3.79E-05	6.10E-05	1.52E-04	0.00
Zirconium					
Dissolved Alpha					
Dissolved Beta					
Pathway Total	5.24E+02	5.04E+02	8.12E+02	1.84E+03	
Fraction of Total	2.85E-01	2.74E-01	4.41E-01		

----- AREA_CODE=m MEDIA=UCRS Groundwater -----

Analyte	Direct ingestion	Dermal contact while swimming	Dermal contact while wading	Chemical Total	% of Total
Aluminum	4.60E-04	6.62E-04	1.07E-03	2.19E-03	0.00
Antimony	1.33E-01	9.61E-01	1.55E+00	2.64E+00	0.13
Arsenic	1.09E-02	3.81E-03	6.14E-03	2.08E-02	0.00
Barium	3.90E-03	8.03E-03	1.29E-02	2.49E-02	0.00
Cadmium	1.50E-02	2.16E-01	3.49E-01	5.80E-01	0.03
Chromium	9.67E-03	6.96E-02	1.12E-01	1.92E-01	0.01
Cobalt	4.61E-04	8.29E-05	1.34E-04	6.77E-04	0.00
Copper	1.82E-03	8.72E-04	1.41E-03	4.09E-03	0.00
Iron	3.50E-04	3.36E-04	5.41E-04	1.23E-03	0.00
Lead	5.75E+02	5.52E+02	8.89E+02	2.02E+03	99.77
Manganese	3.79E-03	1.37E-02	2.20E-02	3.94E-02	0.00
Mercury	4.48E-04	9.22E-04	1.49E-03	2.86E-03	0.00
Nickel	3.54E-03	1.89E-03	3.04E-03	8.47E-03	0.00
Uranium	3.61E-03	6.11E-04	9.85E-04	5.21E-03	0.00
Vanadium	3.13E-02	4.51E-01	7.27E-01	1.21E+00	0.06
Zinc	3.94E-04	2.84E-04	4.57E-04	1.13E-03	0.00
Dissolved Alpha					
Dissolved Beta					
Pathway Total	5.75E+02	5.54E+02	8.92E+02	2.02E+03	
Fraction of Total	2.85E-01	2.74E-01	4.42E-01		

----- AREA_CODE=n MEDIA=McNairy Groundwater -----

Analyte	Direct ingestion	Dermal contact while swimming	Dermal contact while wading	Chemical Total	% of Total
Aluminum	3.10E-04	4.46E-04	7.18E-04	1.47E-03	0.17
Arsenic	2.62E-02	9.20E-03	1.48E-02	5.02E-02	5.85
Barium	2.68E-03	5.51E-03	8.88E-03	1.71E-02	1.99
Iron	2.17E-02	2.09E-02	3.36E-02	7.62E-02	8.89
Manganese	8.03E-03	2.89E-02	4.66E-02	8.36E-02	9.75
Molybdenum	6.84E-03	2.59E-03	4.18E-03	1.36E-02	1.59
Vanadium	1.59E-02	2.29E-01	3.70E-01	6.15E-01	71.71
Zinc	1.34E-04	9.63E-05	1.55E-04	3.85E-04	0.04
Pathway Total	8.18E-02	2.97E-01	4.79E-01	8.57E-01	

Table F.3 Systemic toxicity from direct contact for the child recreator - filtered data (continued)

----- AREA_CODE=n MEDIA=McNairy Groundwater -----
(continued)

Analyte	Direct ingestion	Dermal contact while swimming	Dermal contact while wading	Chemical Total	% of Total
Fraction of Total	9.55E-02	3.46E-01	5.58E-01		

----- AREA_CODE=n MEDIA=Other Groundwater -----

Analyte	Direct ingestion	Dermal contact while swimming	Dermal contact while wading	Chemical Total	% of Total
Aluminum	5.53E-04	7.96E-04	1.28E-03	2.63E-03	0.00
Arsenic	1.25E-02	4.40E-03	7.10E-03	2.40E-02	0.00
Barium	1.60E-03	3.29E-03	5.31E-03	1.02E-02	0.00
Beryllium	3.00E-03	4.32E-02	6.97E-02	1.16E-01	0.00
Cadmium	1.78E-02	2.56E-01	4.12E-01	6.85E-01	0.03
Cobalt	1.11E-03	2.00E-04	3.22E-04	1.63E-03	0.00
Iron	8.44E-03	8.10E-03	1.31E-02	2.96E-02	0.00
Lead	7.63E+02	7.32E+02	1.18E+03	2.67E+03	99.94
Manganese	1.47E-02	5.28E-02	8.50E-02	1.52E-01	0.01
Nickel	3.61E-03	1.93E-03	3.10E-03	8.64E-03	0.00
Strontium	1.69E-03	1.22E-03	1.96E-03	4.87E-03	0.00
Thallium					
Uranium	1.89E-03	3.20E-04	5.16E-04	2.73E-03	0.00
Vanadium	1.51E-02	2.17E-01	3.50E-01	5.82E-01	0.02
Zinc	8.42E-05	6.06E-05	9.77E-05	2.42E-04	0.00
Pathway Total	7.63E+02	7.33E+02	1.18E+03	2.68E+03	
Fraction of Total	2.85E-01	2.74E-01	4.41E-01		

----- AREA_CODE=n MEDIA=RGa Groundwater -----

Analyte	Direct ingestion	Dermal contact while swimming	Dermal contact while wading	Chemical Total	% of Total
Aluminum	2.64E-04	3.80E-04	6.13E-04	1.26E-03	0.00
Antimony	1.50E-01	1.08E+00	1.74E+00	2.97E+00	0.17
Arsenic	1.03E-02	3.63E-03	5.84E-03	1.98E-02	0.00
Barium	1.35E-03	2.78E-03	4.48E-03	8.61E-03	0.00
Beryllium	2.31E-03	3.33E-02	5.36E-02	8.92E-02	0.01
Boron	3.53E-03	5.65E-04	9.10E-04	5.00E-03	0.00
Cadmium	1.40E-02	2.01E-01	3.25E-01	5.40E-01	0.03
Cerium					
Chromium	9.28E-03	6.68E-02	1.08E-01	1.84E-01	0.01
Cobalt	4.48E-04	8.07E-05	1.30E-04	6.59E-04	0.00
Copper	2.39E-04	1.15E-04	1.85E-04	5.39E-04	0.00
Gallium					
Iron	8.64E-04	8.29E-04	1.34E-03	3.03E-03	0.00
Lead	4.87E+02	4.68E+02	7.54E+02	1.71E+03	99.76
Lithium	2.21E-03	3.98E-04	6.41E-04	3.25E-03	0.00
Manganese	4.29E-03	1.54E-02	2.49E-02	4.46E-02	0.00
Molybdenum	5.61E-03	2.13E-03	3.43E-03	1.12E-02	0.00
Nickel	2.49E-03	1.33E-03	2.14E-03	5.97E-03	0.00
Silver	6.06E-03	4.85E-03	7.81E-03	1.87E-02	0.00
Thallium					
Thorium					
Titanium					
Vanadium	6.44E-03	9.28E-02	1.50E-01	2.49E-01	0.01

Table F.3 Systemic toxicity from direct contact for the child recreator - filtered data (continued)

----- AREA_CODE=n MEDIA=RGA Groundwater -----					
(continued)					
Analyte	Direct ingestion	Dermal contact while swimming	Dermal contact while wading	Chemical Total	% of Total
Zinc	5.00E-05	3.60E-05	5.80E-05	1.44E-04	0.00
Zirconium					
Dissolved Alpha					
Dissolved Beta					
Pathway Total	4.87E+02	4.69E+02	7.56E+02	1.71E+03	
Fraction of Total	2.85E-01	2.74E-01	4.42E-01		
----- AREA_CODE=n MEDIA=UCRS Groundwater -----					
Analyte	Direct ingestion	Dermal contact while swimming	Dermal contact while wading	Chemical Total	% of Total
Aluminum	2.61E-04	3.77E-04	6.07E-04	1.24E-03	0.00
Antimony	1.26E-01	9.06E-01	1.46E+00	2.49E+00	0.17
Arsenic	4.14E-02	1.46E-02	2.35E-02	7.94E-02	0.01
Barium	4.16E-03	8.55E-03	1.38E-02	2.65E-02	0.00
Cadmium	1.28E-02	1.85E-01	2.97E-01	4.95E-01	0.03
Chromium	9.17E-03	6.60E-02	1.06E-01	1.82E-01	0.01
Cobalt	4.56E-04	8.20E-05	1.32E-04	6.70E-04	0.00
Copper	1.14E-03	5.45E-04	8.78E-04	2.56E-03	0.00
Iron	4.66E-03	4.48E-03	7.22E-03	1.64E-02	0.00
Lead	4.15E+02	3.98E+02	6.41E+02	1.45E+03	99.69
Manganese	6.36E-03	2.29E-02	3.69E-02	6.61E-02	0.00
Mercury	3.85E-04	7.91E-04	1.28E-03	2.45E-03	0.00
Nickel	6.66E-03	3.55E-03	5.73E-03	1.59E-02	0.00
Thallium					
Uranium	1.04E-02	1.75E-03	2.83E-03	1.49E-02	0.00
Vanadium	2.75E-02	3.95E-01	6.37E-01	1.06E+00	0.07
Zinc	1.52E-04	1.09E-04	1.76E-04	4.37E-04	0.00
Dissolved Alpha					
Dissolved Beta					
Pathway Total	4.15E+02	4.00E+02	6.44E+02	1.46E+03	
Fraction of Total	2.84E-01	2.74E-01	4.42E-01		

Table F.4 Systemic toxicity from biota consumption for the child recreator - filtered data

----- AREA_CODE=a MEDIA=RGa Groundwater -----

Analyte	Ingestion of fish	Ingestion of venison	Ingestion of rabbit	Ingestion of quail	Chemical Total	% of Total
Aluminum		7.25E-07	1.10E-08	6.47E-10	7.37E-07	0.00
Barium	1.95E-03	5.72E-07	8.67E-09	2.30E-08	1.95E-03	0.31
Cadmium	4.44E-01	5.20E-06	7.87E-08	9.28E-06	4.44E-01	70.43
Iron	1.14E-02	6.69E-06	1.01E-07	2.99E-07	1.14E-02	1.81
Manganese	1.02E-01	7.48E-07	1.13E-08	6.67E-08	1.02E-01	16.21
Vanadium	6.24E-02	9.14E-05	1.38E-06	8.16E-08	6.25E-02	9.92
Zinc	8.27E-03	4.84E-06	7.34E-08	3.03E-07	8.27E-03	1.31
Pathway Total	6.30E-01	1.10E-04	1.67E-06	1.01E-05	6.30E-01	
Fraction of Total	1.00E+00	1.75E-04	2.65E-06	1.60E-05		

----- AREA_CODE=a MEDIA=UCRS Groundwater -----

Analyte	Ingestion of fish	Ingestion of venison	Ingestion of rabbit	Ingestion of quail	Chemical Total	% of Total
Arsenic		3.35E-05	5.07E-07	2.99E-08	3.40E-05	0.02
Barium	8.39E-04	2.46E-07	3.72E-09	9.87E-09	8.39E-04	0.45
Manganese	4.88E-02	3.57E-07	5.41E-09	3.19E-08	4.88E-02	26.08
Nickel	8.59E-02	2.52E-05	3.81E-07		8.59E-02	45.89
Thallium						
Vanadium	4.23E-02	6.19E-05	9.38E-07	5.53E-08	4.24E-02	22.63
Zinc	9.22E-03	5.40E-06	8.18E-08	3.37E-07	9.23E-03	4.93
Pathway Total	1.87E-01	1.27E-04	1.92E-06	4.64E-07	1.87E-01	
Fraction of Total	9.99E-01	6.76E-04	1.02E-05	2.48E-06		

----- AREA_CODE=b MEDIA=McNairy Groundwater -----

Analyte	Ingestion of fish	Ingestion of venison	Ingestion of rabbit	Ingestion of quail	Chemical Total	% of Total
Iron	8.37E-01	4.90E-04	7.42E-06	2.19E-05	8.37E-01	100.0
Pathway Total	8.37E-01	4.90E-04	7.42E-06	2.19E-05	8.37E-01	
Fraction of Total	9.99E-01	5.85E-04	8.86E-06	2.61E-05		

----- AREA_CODE=b MEDIA=RGa Groundwater -----

Analyte	Ingestion of fish	Ingestion of venison	Ingestion of rabbit	Ingestion of quail	Chemical Total	% of Total
Aluminum		8.02E-07	1.22E-08	7.16E-10	8.15E-07	0.00
Arsenic		3.58E-05	5.42E-07	3.19E-08	3.63E-05	0.00
Barium	3.09E-03	9.05E-07	1.37E-08	3.64E-08	3.09E-03	0.32
Beryllium	7.21E-02	4.22E-06	6.39E-08	3.77E-09	7.21E-02	7.42
Cadmium	3.12E-01	3.66E-06	5.54E-08	6.53E-06	3.12E-01	32.15
Iron	4.51E-02	2.64E-05	4.00E-07	1.18E-06	4.51E-02	4.65
Manganese	3.00E-01	2.20E-06	3.33E-08	1.96E-07	3.00E-01	30.88
Nickel	2.02E-01	5.93E-05	8.98E-07		2.03E-01	20.85
Silver	8.76E-03	3.08E-05	4.66E-07	1.83E-05	8.81E-03	0.91
Vanadium	1.61E-02	2.35E-05	3.56E-07	2.10E-08	1.61E-02	1.66
Zinc	1.13E-02	6.64E-06	1.01E-07	4.15E-07	1.13E-02	1.17
Dissolved Alpha						
Dissolved Beta						
Pathway Total	9.71E-01	1.94E-04	2.94E-06	2.67E-05	9.71E-01	
Fraction of Total	1.00E+00	2.00E-04	3.03E-06	2.75E-05		

Table F.4 Systemic toxicity from biota consumption for the child recreator - filtered data (continued)

----- AREA_CODE=b MEDIA=UCRS Groundwater -----

Analyte	Ingestion of fish	Ingestion of venison	Ingestion of rabbit	Ingestion of quail	Chemical Total	% of Total
Arsenic		1.66E-04	2.51E-06	1.48E-07	1.68E-04	0.00
Barium	6.94E-03	2.03E-06	3.08E-08	8.17E-08	6.95E-03	0.00
Cadmium	3.18E-01	3.73E-06	5.65E-08	6.66E-06	3.18E-01	0.00
Lead	2.60E+04	2.03E-01	3.08E-03	1.82E-04	2.60E+04	99.99
Manganese	2.39E-01	1.75E-06	2.65E-08	1.56E-07	2.39E-01	0.00
Mercury	9.73E-02	5.70E-06	8.63E-08	1.53E-08	9.73E-02	0.00
Nickel	5.51E-01	1.61E-04	2.44E-06		5.51E-01	0.00
Thallium						
Vanadium	9.91E-02	1.45E-04	2.20E-06	1.29E-07	9.92E-02	0.00
Zinc	1.01E-02	5.92E-06	8.96E-08	3.70E-07	1.01E-02	0.00
Dissolved Alpha						
Dissolved Beta						
Pathway Total	2.60E+04	2.04E-01	3.09E-03	1.89E-04	2.60E+04	
Fraction of Total	1.00E+00	7.83E-06	1.19E-07	7.26E-09		

----- AREA_CODE=c MEDIA=RGa Groundwater -----

Analyte	Ingestion of fish	Ingestion of venison	Ingestion of rabbit	Ingestion of quail	Chemical Total	% of Total
Barium	1.66E-03	4.87E-07	7.38E-09	1.96E-08	1.66E-03	0.34
Iron	6.55E-02	3.83E-05	5.81E-07	1.71E-06	6.55E-02	13.34
Manganese	1.77E-01	1.30E-06	1.97E-08	1.16E-07	1.77E-01	36.13
Nickel	2.29E-01	6.69E-05	1.01E-06		2.29E-01	46.57
Zinc	1.77E-02	1.04E-05	1.57E-07	6.49E-07	1.78E-02	3.62
Pathway Total	4.91E-01	1.17E-04	1.78E-06	2.50E-06	4.91E-01	
Fraction of Total	1.00E+00	2.39E-04	3.62E-06	5.08E-06		

----- AREA_CODE=c MEDIA=UCRS Groundwater -----

Analyte	Ingestion of fish	Ingestion of venison	Ingestion of rabbit	Ingestion of quail	Chemical Total	% of Total
Barium	7.80E-04	2.28E-07	3.46E-09	9.17E-09	7.80E-04	0.56
Manganese	1.21E-01	8.83E-07	1.34E-08	7.88E-08	1.21E-01	86.15
Vanadium	1.15E-02	1.68E-05	2.54E-07	1.50E-08	1.15E-02	8.20
Zinc	7.14E-03	4.18E-06	6.33E-08	2.61E-07	7.14E-03	5.10
Pathway Total	1.40E-01	2.21E-05	3.34E-07	3.64E-07	1.40E-01	
Fraction of Total	1.00E+00	1.58E-04	2.39E-06	2.60E-06		

----- AREA_CODE=d MEDIA=McNairy Groundwater -----

Analyte	Ingestion of fish	Ingestion of venison	Ingestion of rabbit	Ingestion of quail	Chemical Total	% of Total
Zinc	1.18E-01	6.90E-05	1.04E-06	4.31E-06	1.18E-01	100.0
Pathway Total	1.18E-01	6.90E-05	1.04E-06	4.31E-06	1.18E-01	
Fraction of Total	9.99E-01	5.85E-04	8.86E-06	3.66E-05		

----- AREA_CODE=d MEDIA=RGa Groundwater -----

Analyte	Ingestion of fish	Ingestion of venison	Ingestion of rabbit	Ingestion of quail	Chemical Total	% of Total
Arsenic		2.87E-05	4.35E-07	2.56E-08	2.92E-05	0.00
Barium	3.81E-03	1.12E-06	1.69E-08	4.48E-08	3.81E-03	0.19
Beryllium	8.11E-02	4.75E-06	7.20E-08	4.24E-09	8.11E-02	4.13
Cadmium	4.47E-01	5.24E-06	7.94E-08	9.36E-06	4.47E-01	22.79

Table F.4 Systemic toxicity from biota consumption for the child recreator - filtered data (continued)

----- AREA_CODE=d MEDIA=RGa Groundwater -----
(continued)

Analyte	Ingestion of fish	Ingestion of venison	Ingestion of rabbit	Ingestion of quail	Chemical Total	% of Total
Chromium	5.39E-01	1.42E-04	2.15E-06	1.27E-07	5.39E-01	27.47
Manganese	7.58E-01	5.55E-06	8.40E-08	4.95E-07	7.58E-01	38.60
Nickel	1.08E-01	3.15E-05	4.78E-07		1.08E-01	5.49
Thallium						
Vanadium	1.41E-02	2.07E-05	3.13E-07	1.84E-08	1.41E-02	0.72
Zinc	1.21E-02	7.06E-06	1.07E-07	4.41E-07	1.21E-02	0.61
Dissolved Alpha						
Dissolved Beta						
Pathway Total	1.96E+00	2.47E-04	3.74E-06	1.05E-05	1.96E+00	
Fraction of Total	1.00E+00	1.26E-04	1.90E-06	5.35E-06		

----- AREA_CODE=d MEDIA=UCRS Groundwater -----

Analyte	Ingestion of fish	Ingestion of venison	Ingestion of rabbit	Ingestion of quail	Chemical Total	% of Total
Aluminum		9.38E-07	1.42E-08	8.37E-10	9.53E-07	0.00
Arsenic		3.10E-05	4.70E-07	2.77E-08	3.15E-05	0.00
Barium	4.20E-03	1.23E-06	1.86E-08	4.94E-08	4.20E-03	0.17
Cobalt	3.58E-02	6.99E-08	1.06E-09	1.25E-06	3.58E-02	1.49
Iron	4.66E-01	2.73E-04	4.14E-06	1.22E-05	4.67E-01	19.42
Manganese	1.69E+00	1.24E-05	1.87E-07	1.10E-06	1.69E+00	70.24
Nickel	4.56E-02	1.33E-05	2.02E-07		4.56E-02	1.90
Uranium	8.56E-02	1.50E-05	2.28E-07	4.47E-05	8.57E-02	3.57
Vanadium	6.74E-02	9.86E-05	1.49E-06	8.80E-08	6.75E-02	2.81
Zinc	9.48E-03	5.55E-06	8.41E-08	3.47E-07	9.49E-03	0.40
Pathway Total	2.40E+00	4.51E-04	6.83E-06	5.98E-05	2.40E+00	
Fraction of Total	1.00E+00	1.88E-04	2.85E-06	2.49E-05		

----- AREA_CODE=e MEDIA=McNairy Groundwater -----

Analyte	Ingestion of fish	Ingestion of venison	Ingestion of rabbit	Ingestion of quail	Chemical Total	% of Total
Iron	1.97E+00	1.16E-03	1.75E-05	5.16E-05	1.98E+00	80.12
Manganese	3.32E-01	2.43E-06	3.69E-08	2.17E-07	3.32E-01	13.48
Vanadium	1.57E-01	2.30E-04	3.49E-06	2.06E-07	1.58E-01	6.39
Pathway Total	2.46E+00	1.39E-03	2.10E-05	5.20E-05	2.47E+00	
Fraction of Total	9.99E-01	5.63E-04	8.53E-06	2.11E-05		

----- AREA_CODE=e MEDIA=RGa Groundwater -----

Analyte	Ingestion of fish	Ingestion of venison	Ingestion of rabbit	Ingestion of quail	Chemical Total	% of Total
Barium	1.22E-03	3.58E-07	5.43E-09	1.44E-08	1.22E-03	0.45
Beryllium	6.45E-02	3.78E-06	5.72E-08	3.37E-09	6.45E-02	23.46
Cobalt	3.51E-02	6.86E-08	1.04E-09	1.22E-06	3.51E-02	12.78
Iron	6.73E-02	3.94E-05	5.97E-07	1.76E-06	6.73E-02	24.49
Manganese	4.23E-02	3.09E-07	4.69E-09	2.76E-08	4.23E-02	15.38
Molybdenum	1.47E-02	8.59E-06	1.30E-07	7.67E-06	1.47E-02	5.35
Thallium						
Vanadium	3.27E-02	4.78E-05	7.25E-07	4.27E-08	3.27E-02	11.90
Zinc	1.71E-02	9.98E-06	1.51E-07	6.24E-07	1.71E-02	6.21
Dissolved Alpha						
Dissolved Beta						
Pathway Total	2.75E-01	1.10E-04	1.67E-06	1.14E-05	2.75E-01	
Fraction of Total	1.00E+00	4.01E-04	6.08E-06	4.14E-05		

Table F.4 Systemic toxicity from biota consumption for the child recreator - filtered data (continued)

----- AREA_CODE=e MEDIA=UCRS Groundwater -----

Analyte	Ingestion of fish	Ingestion of venison	Ingestion of rabbit	Ingestion of quail	Chemical Total	% of Total
Barium	6.53E-03	1.91E-06	2.90E-08	7.68E-08	6.53E-03	1.22
Manganese	2.35E-02	1.72E-07	2.60E-09	1.53E-08	2.35E-02	4.36
Nickel	4.13E-01	1.21E-04	1.83E-06		4.13E-01	76.88
Vanadium	7.86E-02	1.15E-04	1.74E-06	1.03E-07	7.87E-02	14.65
Zinc	1.55E-02	9.06E-06	1.37E-07	5.66E-07	1.55E-02	2.88
Pathway Total	5.37E-01	2.47E-04	3.74E-06	7.61E-07	5.37E-01	
Fraction of Total	1.00E+00	4.60E-04	6.97E-06	1.42E-06		

----- AREA_CODE=f MEDIA=McNairy Groundwater -----

Analyte	Ingestion of fish	Ingestion of venison	Ingestion of rabbit	Ingestion of quail	Chemical Total	% of Total
Barium	2.42E-03	7.08E-07	1.07E-08	2.84E-08	2.42E-03	100.0
Pathway Total	2.42E-03	7.08E-07	1.07E-08	2.84E-08	2.42E-03	
Fraction of Total	1.00E+00	2.93E-04	4.43E-06	1.18E-05		

----- AREA_CODE=f MEDIA=RGa Groundwater -----

Analyte	Ingestion of fish	Ingestion of venison	Ingestion of rabbit	Ingestion of quail	Chemical Total	% of Total
Barium	1.68E-03	4.92E-07	7.45E-09	1.98E-08	1.68E-03	0.25
Cadmium	4.37E-01	5.12E-06	7.75E-08	9.13E-06	4.37E-01	64.93
Iron	1.97E-02	1.15E-05	1.75E-07	5.14E-07	1.97E-02	2.93
Manganese	4.66E-02	3.41E-07	5.17E-09	3.05E-08	4.66E-02	6.93
Nickel	1.25E-01	3.67E-05	5.55E-07		1.25E-01	18.62
Vanadium	2.96E-02	4.33E-05	6.56E-07	3.87E-08	2.96E-02	4.41
Zinc	1.30E-02	7.59E-06	1.15E-07	4.75E-07	1.30E-02	1.93
Pathway Total	6.73E-01	1.05E-04	1.59E-06	1.02E-05	6.73E-01	
Fraction of Total	1.00E+00	1.56E-04	2.37E-06	1.52E-05		

----- AREA_CODE=f MEDIA=UCRS Groundwater -----

Analyte	Ingestion of fish	Ingestion of venison	Ingestion of rabbit	Ingestion of quail	Chemical Total	% of Total
Barium	1.38E-03	4.05E-07	6.14E-09	1.63E-08	1.38E-03	3.63
Manganese	1.07E-02	7.82E-08	1.18E-09	6.98E-09	1.07E-02	28.03
Vanadium	1.18E-02	1.72E-05	2.61E-07	1.54E-08	1.18E-02	30.88
Zinc	1.43E-02	8.36E-06	1.27E-07	5.22E-07	1.43E-02	37.46
Pathway Total	3.81E-02	2.60E-05	3.95E-07	5.61E-07	3.81E-02	
Fraction of Total	9.99E-01	6.83E-04	1.04E-05	1.47E-05		

----- AREA_CODE=g MEDIA=McNairy Groundwater -----

Analyte	Ingestion of fish	Ingestion of venison	Ingestion of rabbit	Ingestion of quail	Chemical Total	% of Total
Iron	1.01E+00	5.92E-04	8.97E-06	2.64E-05	1.01E+00	100.0
Pathway Total	1.01E+00	5.92E-04	8.97E-06	2.64E-05	1.01E+00	
Fraction of Total	9.99E-01	5.85E-04	8.86E-06	2.61E-05		

Table F.4 Systemic toxicity from biota consumption for the child recreator - filtered data (continued)

----- AREA_CODE=g MEDIA=RGa Groundwater -----

Analyte	Ingestion of fish	Ingestion of venison	Ingestion of rabbit	Ingestion of quail	Chemical Total	% of Total
Aluminum		7.41E-07	1.12E-08	6.61E-10	7.53E-07	0.00
Cadmium	4.24E-01	4.96E-06	7.51E-08	8.86E-06	4.24E-01	0.00
Chromium	5.33E-01	1.40E-04	2.13E-06	1.25E-07	5.33E-01	0.00
Iron	2.94E-02	1.72E-05	2.61E-07	7.68E-07	2.94E-02	0.00
Lead	5.94E+04	4.64E-01	7.03E-03	4.14E-04	5.94E+04	100.0
Manganese	2.71E-02	1.98E-07	3.01E-09	1.77E-08	2.71E-02	0.00
Nickel	1.72E-01	5.04E-05	7.63E-07		1.72E-01	0.00
Thallium						
Zinc	1.72E-02	1.01E-05	1.53E-07	6.31E-07	1.73E-02	0.00
Pathway Total	5.94E+04	4.64E-01	7.03E-03	4.25E-04	5.94E+04	
Fraction of Total	1.00E+00	7.81E-06	1.18E-07	7.15E-09		

----- AREA_CODE=g MEDIA=UCRS Groundwater -----

Analyte	Ingestion of fish	Ingestion of venison	Ingestion of rabbit	Ingestion of quail	Chemical Total	% of Total
Aluminum		1.47E-06	2.23E-08	1.32E-09	1.50E-06	0.00
Manganese	4.75E-01	3.48E-06	5.26E-08	3.10E-07	4.75E-01	89.62
Vanadium	4.33E-02	6.34E-05	9.60E-07	5.66E-08	4.33E-02	8.18
Zinc	1.17E-02	6.83E-06	1.04E-07	4.27E-07	1.17E-02	2.20
Pathway Total	5.30E-01	7.51E-05	1.14E-06	7.95E-07	5.30E-01	
Fraction of Total	1.00E+00	1.42E-04	2.15E-06	1.50E-06		

----- AREA_CODE=h MEDIA=Other Groundwater -----

Analyte	Ingestion of fish	Ingestion of venison	Ingestion of rabbit	Ingestion of quail	Chemical Total	% of Total
Barium	8.90E-04	2.60E-07	3.95E-09	1.05E-08	8.90E-04	0.70
Manganese	8.29E-03	6.07E-08	9.20E-10	5.42E-09	8.30E-03	6.55
Nickel	7.70E-02	2.25E-05	3.41E-07		7.70E-02	60.77
Thallium						
Vanadium	2.87E-02	4.20E-05	6.36E-07	3.75E-08	2.87E-02	22.68
Zinc	1.18E-02	6.90E-06	1.04E-07	4.31E-07	1.18E-02	9.30
Pathway Total	1.27E-01	7.18E-05	1.09E-06	4.84E-07	1.27E-01	
Fraction of Total	9.99E-01	5.66E-04	8.58E-06	3.82E-06		

----- AREA_CODE=h MEDIA=RGa Groundwater -----

Analyte	Ingestion of fish	Ingestion of venison	Ingestion of rabbit	Ingestion of quail	Chemical Total	% of Total
Barium	1.41E-03	4.14E-07	6.27E-09	1.66E-08	1.42E-03	4.66
Vanadium	2.89E-02	4.23E-05	6.41E-07	3.78E-08	2.90E-02	95.34
Pathway Total	3.03E-02	4.27E-05	6.47E-07	5.44E-08	3.04E-02	
Fraction of Total	9.99E-01	1.41E-03	2.13E-05	1.79E-06		

----- AREA_CODE=h MEDIA=UCRS Groundwater -----

Analyte	Ingestion of fish	Ingestion of venison	Ingestion of rabbit	Ingestion of quail	Chemical Total	% of Total
Barium	9.87E-04	2.89E-07	4.38E-09	1.16E-08	9.87E-04	0.22
Manganese	2.90E-02	2.13E-07	3.22E-09	1.90E-08	2.90E-02	6.42
Nickel	3.92E-01	1.15E-04	1.74E-06		3.92E-01	86.64
Vanadium	2.47E-02	3.62E-05	5.48E-07	3.23E-08	2.47E-02	5.47
Zinc	5.71E-03	3.34E-06	5.06E-08	2.09E-07	5.71E-03	1.26

Table F.4 Systemic toxicity from biota consumption for the child recreator - filtered data (continued)

----- AREA_CODE=h MEDIA=UCRS Groundwater -----
(continued)

Analyte	Ingestion of fish	Ingestion of venison	Ingestion of rabbit	Ingestion of quail	Chemical Total	% of Total
Pathway Total	4.53E-01	1.55E-04	2.35E-06	2.72E-07	4.53E-01	
Fraction of Total	1.00E+00	3.42E-04	5.18E-06	6.00E-07		

----- AREA_CODE=i MEDIA=McNairy Groundwater -----

Analyte	Ingestion of fish	Ingestion of venison	Ingestion of rabbit	Ingestion of quail	Chemical Total	% of Total
Manganese	6.03E-01	4.41E-06	6.68E-08	3.94E-07	6.03E-01	90.05
Vanadium	6.65E-02	9.73E-05	1.47E-06	8.69E-08	6.66E-02	9.95
Pathway Total	6.69E-01	1.02E-04	1.54E-06	4.81E-07	6.69E-01	
Fraction of Total	1.00E+00	1.52E-04	2.30E-06	7.18E-07		

----- AREA_CODE=i MEDIA=RGa Groundwater -----

Analyte	Ingestion of fish	Ingestion of venison	Ingestion of rabbit	Ingestion of quail	Chemical Total	% of Total
Antimony	2.50E+00	5.85E-06	8.86E-08	5.22E-09	2.50E+00	79.85
Arsenic		2.90E-05	4.39E-07	2.59E-08	2.94E-05	0.00
Barium	1.43E-03	4.19E-07	6.35E-09	1.69E-08	1.43E-03	0.05
Beryllium	4.99E-02	2.92E-06	4.43E-08	2.61E-09	4.99E-02	1.60
Boron		4.27E-06	6.47E-08		4.33E-06	0.00
Cerium						
Chromium	4.75E-01	1.25E-04	1.89E-06	1.12E-07	4.75E-01	15.18
Copper	1.42E-02	3.74E-06	5.66E-08	1.85E-07	1.42E-02	0.45
Gallium						
Lithium		3.34E-05	5.06E-07		3.39E-05	0.00
Manganese	4.52E-02	3.31E-07	5.01E-09	2.95E-08	4.52E-02	1.44
Thorium						
Titanium						
Vanadium	3.05E-02	4.47E-05	6.77E-07	3.99E-08	3.06E-02	0.98
Zinc	1.42E-02	8.32E-06	1.26E-07	5.20E-07	1.42E-02	0.45
Zirconium						
Dissolved Alpha						
Dissolved Beta						
Pathway Total	3.13E+00	2.58E-04	3.91E-06	9.37E-07	3.13E+00	
Fraction of Total	1.00E+00	8.25E-05	1.25E-06	2.99E-07		

----- AREA_CODE=i MEDIA=UCRS Groundwater -----

Analyte	Ingestion of fish	Ingestion of venison	Ingestion of rabbit	Ingestion of quail	Chemical Total	% of Total
Antimony	1.61E+00	3.78E-06	5.72E-08	3.37E-09	1.61E+00	0.00
Arsenic		8.98E-05	1.36E-06	8.01E-08	9.12E-05	0.00
Barium	4.45E-03	1.30E-06	1.97E-08	5.23E-08	4.45E-03	0.00
Cadmium	3.70E-01	4.33E-06	6.56E-08	7.73E-06	3.70E-01	0.00
Chromium	4.98E-01	1.31E-04	1.99E-06	1.17E-07	4.98E-01	0.00
Cobalt	3.62E-02	7.07E-08	1.07E-09	1.26E-06	3.62E-02	0.00
Copper	2.73E-01	7.19E-05	1.09E-06	3.56E-06	2.73E-01	0.00
Iron	2.25E-02	1.32E-05	2.00E-07	5.89E-07	2.25E-02	0.00
Lead	3.78E+04	2.95E-01	4.47E-03	2.63E-04	3.78E+04	99.99
Manganese	1.31E+00	9.60E-06	1.45E-07	8.57E-07	1.31E+00	0.00
Mercury	1.20E-01	7.02E-06	1.06E-07	1.88E-08	1.20E-01	0.00
Nickel	8.66E-02	2.54E-05	3.84E-07		8.66E-02	0.00
Uranium	1.06E-02	1.86E-06	2.82E-08	5.53E-06	1.06E-02	0.00
Vanadium	1.26E-01	1.84E-04	2.79E-06	1.64E-07	1.26E-01	0.00

Table F.4 Systemic toxicity from biota consumption for the child recreator - filtered data (continued)

----- AREA_CODE=i MEDIA=UCRS Groundwater -----
(continued)

Analyte	Ingestion of fish	Ingestion of venison	Ingestion of rabbit	Ingestion of quail	Chemical Total	% of Total
Zinc	2.01E-01	1.17E-04	1.78E-06	7.34E-06	2.01E-01	0.00
Dissolved Alpha						
Dissolved Beta						
Pathway Total	3.78E+04	2.96E-01	4.48E-03	2.91E-04	3.78E+04	
Fraction of Total	1.00E+00	7.82E-06	1.19E-07	7.69E-09		

----- AREA_CODE=j MEDIA=McNairy Groundwater -----

Analyte	Ingestion of fish	Ingestion of venison	Ingestion of rabbit	Ingestion of quail	Chemical Total	% of Total
Aluminum		4.41E-06	6.68E-08	3.94E-09	4.48E-06	0.00
Arsenic		8.47E-04	1.28E-05	7.56E-07	8.60E-04	0.03
Manganese	2.71E+00	1.98E-05	3.00E-07	1.77E-06	2.71E+00	93.55
Molybdenum	1.86E-01	1.09E-04	1.65E-06	9.70E-05	1.86E-01	6.42
Pathway Total	2.89E+00	9.80E-04	1.48E-05	9.95E-05	2.89E+00	
Fraction of Total	1.00E+00	3.39E-04	5.13E-06	3.44E-05		

----- AREA_CODE=j MEDIA=RGa Groundwater -----

Analyte	Ingestion of fish	Ingestion of venison	Ingestion of rabbit	Ingestion of quail	Chemical Total	% of Total
Manganese	1.96E+00	1.43E-05	2.17E-07	1.28E-06	1.96E+00	94.24
Molybdenum	7.78E-02	4.56E-05	6.90E-07	4.07E-05	7.79E-02	3.75
Thallium						
Vanadium	4.17E-02	6.10E-05	9.24E-07	5.44E-08	4.17E-02	2.01
Pathway Total	2.08E+00	1.21E-04	1.83E-06	4.20E-05	2.08E+00	
Fraction of Total	1.00E+00	5.82E-05	8.82E-07	2.02E-05		

----- AREA_CODE=k MEDIA=Other Groundwater -----

Analyte	Ingestion of fish	Ingestion of venison	Ingestion of rabbit	Ingestion of quail	Chemical Total	% of Total
Aluminum		6.58E-06	9.96E-08	5.87E-09	6.68E-06	0.00
Arsenic		4.16E-05	6.31E-07	3.72E-08	4.23E-05	0.00
Barium	7.70E-04	2.25E-07	3.41E-09	9.06E-09	7.70E-04	0.00
Beryllium	1.93E-01	1.13E-05	1.72E-07	1.01E-08	1.93E-01	0.00
Cadmium	5.11E-01	5.98E-06	9.06E-08	1.07E-05	5.11E-01	0.00
Cobalt	1.25E-01	2.44E-07	3.69E-09	4.35E-06	1.25E-01	0.00
Iron	7.04E+00	4.12E-03	6.25E-05	1.84E-04	7.05E+00	0.01
Lead	5.91E+04	4.61E-01	6.99E-03	4.12E-04	5.91E+04	99.98
Manganese	5.56E+00	4.07E-05	6.16E-07	3.63E-06	5.56E+00	0.01
Nickel	1.65E-01	4.82E-05	7.31E-07		1.65E-01	0.00
Strontium	2.62E-02	2.04E-05	3.10E-07	1.83E-07	2.62E-02	0.00
Uranium	4.88E-03	8.57E-07	1.30E-08	2.55E-06	4.88E-03	0.00
Vanadium	8.80E-02	1.29E-04	1.95E-06	1.15E-07	8.81E-02	0.00
Zinc	6.72E-02	3.94E-05	5.96E-07	2.46E-06	6.73E-02	0.00
Pathway Total	5.91E+04	4.66E-01	7.05E-03	6.20E-04	5.91E+04	
Fraction of Total	1.00E+00	7.88E-06	1.19E-07	1.05E-08		

Table F.4 Systemic toxicity from biota consumption for the child recreator - filtered data (continued)

----- AREA_CODE=1 MEDIA=McNairy Groundwater -----

Analyte	Ingestion of fish	Ingestion of venison	Ingestion of rabbit	Ingestion of quail	Chemical Total	% of Total
Iron	7.53E-01	4.41E-04	6.68E-06	1.97E-05	7.53E-01	87.32
Zinc	1.09E-01	6.40E-05	9.69E-07	4.00E-06	1.09E-01	12.68
Pathway Total	8.62E-01	5.05E-04	7.65E-06	2.37E-05	8.63E-01	
Fraction of Total	9.99E-01	5.85E-04	8.86E-06	2.74E-05		

----- AREA_CODE=1 MEDIA=RGA Groundwater -----

Analyte	Ingestion of fish	Ingestion of venison	Ingestion of rabbit	Ingestion of quail	Chemical Total	% of Total
Aluminum		7.10E-07	1.08E-08	6.34E-10	7.21E-07	0.00
Arsenic		3.42E-05	5.18E-07	3.05E-08	3.47E-05	0.00
Barium	3.52E-03	1.03E-06	1.56E-08	4.14E-08	3.52E-03	0.26
Beryllium	6.96E-02	4.07E-06	6.17E-08	3.64E-09	6.96E-02	5.12
Cadmium	3.52E-01	4.12E-06	6.24E-08	7.35E-06	3.52E-01	25.86
Chromium	4.73E-01	1.25E-04	1.89E-06	1.11E-07	4.73E-01	34.82
Iron	5.27E-02	3.09E-05	4.68E-07	1.38E-06	5.27E-02	3.88
Manganese	2.88E-01	2.11E-06	3.20E-08	1.88E-07	2.88E-01	21.22
Nickel	8.17E-02	2.39E-05	3.62E-07		8.17E-02	6.01
Silver	8.41E-03	2.96E-05	4.48E-07	1.76E-05	8.46E-03	0.62
Thallium						
Vanadium	1.73E-02	2.53E-05	3.84E-07	2.26E-08	1.73E-02	1.27
Zinc	1.26E-02	7.40E-06	1.12E-07	4.63E-07	1.27E-02	0.93
Dissolved Alpha						
Dissolved Beta						
Pathway Total	1.36E+00	2.88E-04	4.36E-06	2.72E-05	1.36E+00	
Fraction of Total	1.00E+00	2.12E-04	3.21E-06	2.00E-05		

----- AREA_CODE=1 MEDIA=UCRS Groundwater -----

Analyte	Ingestion of fish	Ingestion of venison	Ingestion of rabbit	Ingestion of quail	Chemical Total	% of Total
Aluminum		6.98E-07	1.06E-08	6.23E-10	7.09E-07	0.00
Arsenic		1.42E-04	2.15E-06	1.27E-07	1.44E-04	0.00
Barium	4.77E-03	1.40E-06	2.11E-08	5.61E-08	4.77E-03	0.00
Cadmium	3.23E-01	3.78E-06	5.73E-08	6.75E-06	3.23E-01	0.00
Cobalt	3.53E-02	6.89E-08	1.04E-09	1.23E-06	3.53E-02	0.00
Iron	3.06E-01	1.79E-04	2.72E-06	8.01E-06	3.07E-01	0.00
Lead	2.98E+04	2.33E-01	3.53E-03	2.08E-04	2.98E+04	100.0
Manganese	2.96E-01	2.16E-06	3.28E-08	1.93E-07	2.96E-01	0.00
Mercury	9.71E-02	5.69E-06	8.61E-08	1.52E-08	9.71E-02	0.00
Nickel	2.22E-01	6.50E-05	9.84E-07		2.22E-01	0.00
Thallium						
Uranium	1.68E-02	2.96E-06	4.48E-08	8.80E-06	1.68E-02	0.00
Vanadium	7.24E-02	1.06E-04	1.60E-06	9.46E-08	7.25E-02	0.00
Zinc	7.04E-03	4.12E-06	6.24E-08	2.58E-07	7.04E-03	0.00
Dissolved Alpha						
Dissolved Beta						
Pathway Total	2.98E+04	2.34E-01	3.54E-03	2.34E-04	2.98E+04	
Fraction of Total	1.00E+00	7.82E-06	1.19E-07	7.83E-09		

----- AREA_CODE=m MEDIA=McNairy Groundwater -----

Analyte	Ingestion of fish	Ingestion of venison	Ingestion of rabbit	Ingestion of quail	Chemical Total	% of Total
Aluminum		8.22E-07	1.24E-08	7.33E-10	8.35E-07	0.00
Arsenic		9.59E-05	1.45E-06	8.56E-08	9.74E-05	0.00

Table F.4 Systemic toxicity from biota consumption for the child recreator - filtered data (continued)

----- AREA_CODE=m MEDIA=McNairy Groundwater -----
(continued)

Analyte	Ingestion of fish	Ingestion of venison	Ingestion of rabbit	Ingestion of quail	Chemical Total	% of Total
Barium	2.91E-03	8.51E-07	1.29E-08	3.42E-08	2.91E-03	0.13
Iron	1.43E+00	8.36E-04	1.27E-05	3.73E-05	1.43E+00	63.05
Manganese	7.66E-01	5.61E-06	8.49E-08	5.01E-07	7.66E-01	33.81
Molybdenum	1.89E-02	1.11E-05	1.68E-07	9.90E-06	1.90E-02	0.84
Vanadium	4.89E-02	7.16E-05	1.09E-06	6.40E-08	4.90E-02	2.16
Pathway Total	2.26E+00	1.02E-03	1.55E-05	4.79E-05	2.27E+00	
Fraction of Total	1.00E+00	4.51E-04	6.83E-06	2.11E-05		

----- AREA_CODE=m MEDIA=Other Groundwater -----

Analyte	Ingestion of fish	Ingestion of venison	Ingestion of rabbit	Ingestion of quail	Chemical Total	% of Total
Aluminum		1.25E-06	1.90E-08	1.12E-09	1.27E-06	0.00
Arsenic		3.79E-05	5.74E-07	3.38E-08	3.85E-05	0.00
Barium	1.65E-03	4.84E-07	7.33E-09	1.95E-08	1.65E-03	0.00
Beryllium	7.75E-02	4.54E-06	6.87E-08	4.05E-09	7.75E-02	0.00
Cadmium	4.58E-01	5.37E-06	8.13E-08	9.58E-06	4.58E-01	0.00
Cobalt	8.60E-02	1.68E-07	2.54E-09	3.00E-06	8.60E-02	0.00
Iron	4.36E-01	2.55E-04	3.87E-06	1.14E-05	4.36E-01	0.00
Lead	5.91E+04	4.61E-01	6.99E-03	4.12E-04	5.91E+04	100.0
Manganese	4.97E-01	3.64E-06	5.51E-08	3.25E-07	4.97E-01	0.00
Nickel	9.33E-02	2.73E-05	4.14E-07		9.33E-02	0.00
Strontium	2.62E-02	2.04E-05	3.10E-07	1.83E-07	2.62E-02	0.00
Thallium						
Uranium	4.88E-03	8.57E-07	1.30E-08	2.55E-06	4.88E-03	0.00
Vanadium	3.89E-02	5.70E-05	8.63E-07	5.08E-08	3.90E-02	0.00
Zinc	2.17E-02	1.27E-05	1.93E-07	7.95E-07	2.17E-02	0.00
Pathway Total	5.91E+04	4.62E-01	6.99E-03	4.40E-04	5.91E+04	
Fraction of Total	1.00E+00	7.81E-06	1.18E-07	7.44E-09		

----- AREA_CODE=m MEDIA=RGA Groundwater -----

Analyte	Ingestion of fish	Ingestion of venison	Ingestion of rabbit	Ingestion of quail	Chemical Total	% of Total
Aluminum		5.36E-07	8.11E-09	4.78E-10	5.44E-07	0.00
Antimony	3.61E+00	8.45E-06	1.28E-07	7.54E-09	3.61E+00	0.01
Arsenic		2.87E-05	4.35E-07	2.56E-08	2.92E-05	0.00
Barium	1.38E-03	4.03E-07	6.11E-09	1.62E-08	1.38E-03	0.00
Beryllium	5.59E-02	3.27E-06	4.96E-08	2.92E-09	5.59E-02	0.00
Boron		4.27E-06	6.47E-08		4.33E-06	0.00
Cadmium	3.78E-01	4.43E-06	6.71E-08	7.91E-06	3.78E-01	0.00
Cerium						
Chromium	4.88E-01	1.29E-04	1.95E-06	1.15E-07	4.88E-01	0.00
Cobalt	3.42E-02	6.68E-08	1.01E-09	1.19E-06	3.42E-02	0.00
Copper	1.23E-02	3.23E-06	4.89E-08	1.60E-07	1.23E-02	0.00
Gallium						
Iron	4.35E-02	2.55E-05	3.86E-07	1.14E-06	4.35E-02	0.00
Lead	4.05E+04	3.16E-01	4.79E-03	2.83E-04	4.05E+04	99.99
Lithium		3.34E-05	5.06E-07		3.39E-05	0.00
Manganese	4.25E-02	3.11E-07	4.71E-09	2.78E-08	4.25E-02	0.00
Molybdenum	1.45E-02	8.47E-06	1.28E-07	7.56E-06	1.45E-02	0.00
Nickel	5.84E-02	1.71E-05	2.59E-07		5.84E-02	0.00
Thallium						
Thorium						
Titanium						
Vanadium	3.69E-02	5.40E-05	8.18E-07	4.82E-08	3.69E-02	0.00
Zinc	1.36E-02	7.95E-06	1.20E-07	4.97E-07	1.36E-02	0.00

Table F.4 Systemic toxicity from biota consumption for the child recreator - filtered data (continued)

----- AREA_CODE=m MEDIA=RGA Groundwater -----
(continued)

Analyte	Ingestion of fish	Ingestion of venison	Ingestion of rabbit	Ingestion of quail	Chemical Total	% of Total
Zirconium						
Dissolved Alpha						
Dissolved Beta						
Pathway Total	4.05E+04	3.17E-01	4.80E-03	3.01E-04	4.05E+04	
Fraction of Total	1.00E+00	7.81E-06	1.18E-07	7.43E-09		

----- AREA_CODE=m MEDIA=UCRS Groundwater -----

Analyte	Ingestion of fish	Ingestion of venison	Ingestion of rabbit	Ingestion of quail	Chemical Total	% of Total
Aluminum		1.04E-06	1.58E-08	9.31E-10	1.06E-06	0.00
Antimony	3.45E+00	8.07E-06	1.22E-07	7.20E-09	3.45E+00	0.01
Arsenic		3.28E-05	4.97E-07	2.93E-08	3.33E-05	0.00
Barium	4.03E-03	1.18E-06	1.79E-08	4.74E-08	4.03E-03	0.00
Cadmium	3.88E-01	4.54E-06	6.88E-08	8.12E-06	3.88E-01	0.00
Chromium	4.99E-01	1.32E-04	1.99E-06	1.18E-07	5.00E-01	0.00
Cobalt	3.57E-02	6.97E-08	1.06E-09	1.24E-06	3.57E-02	0.00
Copper	9.38E-02	2.47E-05	3.74E-07	1.23E-06	9.38E-02	0.00
Iron	1.80E-02	1.06E-05	1.60E-07	4.72E-07	1.81E-02	0.00
Lead	4.45E+04	3.48E-01	5.27E-03	3.10E-04	4.45E+04	99.99
Manganese	1.29E-01	9.42E-07	1.43E-08	8.41E-08	1.29E-01	0.00
Mercury	1.16E-01	6.78E-06	1.03E-07	1.82E-08	1.16E-01	0.00
Nickel	9.14E-02	2.68E-05	4.05E-07		9.14E-02	0.00
Uranium	9.32E-03	1.64E-06	2.48E-08	4.87E-06	9.32E-03	0.00
Vanadium	8.09E-02	1.18E-04	1.79E-06	1.06E-07	8.10E-02	0.00
Zinc	1.02E-01	5.96E-05	9.02E-07	3.72E-06	1.02E-01	0.00
Dissolved Alpha						
Dissolved Beta						
Pathway Total	4.45E+04	3.48E-01	5.27E-03	3.30E-04	4.45E+04	
Fraction of Total	1.00E+00	7.82E-06	1.18E-07	7.42E-09		

----- AREA_CODE=n MEDIA=McNairy Groundwater -----

Analyte	Ingestion of fish	Ingestion of venison	Ingestion of rabbit	Ingestion of quail	Chemical Total	% of Total
Aluminum		7.02E-07	1.06E-08	6.27E-10	7.13E-07	0.00
Arsenic		7.92E-05	1.20E-06	7.07E-08	8.04E-05	0.01
Barium	2.77E-03	8.10E-07	1.23E-08	3.26E-08	2.77E-03	0.19
Iron	1.12E+00	6.57E-04	9.96E-06	2.93E-05	1.12E+00	75.28
Manganese	2.73E-01	2.00E-06	3.02E-08	1.78E-07	2.73E-01	18.27
Molybdenum	1.77E-02	1.03E-05	1.57E-07	9.23E-06	1.77E-02	1.18
Vanadium	4.11E-02	6.02E-05	9.12E-07	5.37E-08	4.12E-02	2.76
Zinc	3.45E-02	2.02E-05	3.06E-07	1.26E-06	3.46E-02	2.32
Pathway Total	1.49E+00	8.31E-04	1.26E-05	4.02E-05	1.49E+00	
Fraction of Total	9.99E-01	5.57E-04	8.43E-06	2.69E-05		

----- AREA_CODE=n MEDIA=Other Groundwater -----

Analyte	Ingestion of fish	Ingestion of venison	Ingestion of rabbit	Ingestion of quail	Chemical Total	% of Total
Aluminum		1.25E-06	1.90E-08	1.12E-09	1.27E-06	0.00
Arsenic		3.79E-05	5.74E-07	3.38E-08	3.85E-05	0.00
Barium	1.65E-03	4.84E-07	7.33E-09	1.95E-08	1.65E-03	0.00
Beryllium	7.75E-02	4.54E-06	6.87E-08	4.05E-09	7.75E-02	0.00
Cadmium	4.58E-01	5.37E-06	8.13E-08	9.58E-06	4.58E-01	0.00

Table F.4 Systemic toxicity from biota consumption for the child recreator - filtered data (continued)

----- AREA_CODE=n MEDIA=Other Groundwater -----
(continued)

Analyte	Ingestion of fish	Ingestion of venison	Ingestion of rabbit	Ingestion of quail	Chemical Total	% of Total
Cobalt	8.60E-02	1.68E-07	2.54E-09	3.00E-06	8.60E-02	0.00
Iron	4.36E-01	2.55E-04	3.87E-06	1.14E-05	4.36E-01	0.00
Lead	5.91E+04	4.61E-01	6.99E-03	4.12E-04	5.91E+04	100.0
Manganese	4.97E-01	3.64E-06	5.51E-08	3.25E-07	4.97E-01	0.00
Nickel	9.33E-02	2.73E-05	4.14E-07		9.33E-02	0.00
Strontium	2.62E-02	2.04E-05	3.10E-07	1.83E-07	2.62E-02	0.00
Thallium						
Uranium	4.88E-03	8.57E-07	1.30E-08	2.55E-06	4.88E-03	0.00
Vanadium	3.89E-02	5.70E-05	8.63E-07	5.08E-08	3.90E-02	0.00
Zinc	2.17E-02	1.27E-05	1.93E-07	7.95E-07	2.17E-02	0.00
Pathway Total	5.91E+04	4.62E-01	6.99E-03	4.40E-04	5.91E+04	
Fraction of Total	1.00E+00	7.81E-06	1.18E-07	7.44E-09		

----- AREA_CODE=n MEDIA=RGA Groundwater -----

Analyte	Ingestion of fish	Ingestion of venison	Ingestion of rabbit	Ingestion of quail	Chemical Total	% of Total
Aluminum		5.99E-07	9.07E-09	5.35E-10	6.08E-07	0.00
Antimony	3.87E+00	9.06E-06	1.37E-07	8.09E-09	3.87E+00	0.01
Arsenic		3.12E-05	4.73E-07	2.79E-08	3.17E-05	0.00
Barium	1.39E-03	4.08E-07	6.19E-09	1.64E-08	1.40E-03	0.00
Beryllium	5.97E-02	3.49E-06	5.29E-08	3.12E-09	5.97E-02	0.00
Boron		4.27E-06	6.47E-08		4.33E-06	0.00
Cadmium	3.61E-01	4.23E-06	6.41E-08	7.55E-06	3.61E-01	0.00
Cerium						
Chromium	4.79E-01	1.26E-04	1.91E-06	1.13E-07	4.80E-01	0.00
Cobalt	3.47E-02	6.78E-08	1.03E-09	1.21E-06	3.47E-02	0.00
Copper	1.24E-02	3.26E-06	4.93E-08	1.62E-07	1.24E-02	0.00
Gallium						
Iron	4.46E-02	2.61E-05	3.96E-07	1.17E-06	4.46E-02	0.00
Lead	3.77E+04	2.95E-01	4.46E-03	2.63E-04	3.77E+04	99.99
Lithium		3.34E-05	5.06E-07		3.39E-05	0.00
Manganese	1.46E-01	1.07E-06	1.61E-08	9.51E-08	1.46E-01	0.00
Molybdenum	1.45E-02	8.48E-06	1.28E-07	7.57E-06	1.45E-02	0.00
Nickel	6.44E-02	1.89E-05	2.86E-07		6.44E-02	0.00
Silver	7.82E-03	2.75E-05	4.16E-07	1.64E-05	7.87E-03	0.00
Thallium						
Thorium						
Titanium						
Vanadium	1.66E-02	2.44E-05	3.69E-07	2.17E-08	1.67E-02	0.00
Zinc	1.29E-02	7.56E-06	1.14E-07	4.72E-07	1.29E-02	0.00
Zirconium						
Dissolved Alpha						
Dissolved Beta						
Pathway Total	3.77E+04	2.95E-01	4.47E-03	2.98E-04	3.77E+04	
Fraction of Total	1.00E+00	7.82E-06	1.18E-07	7.89E-09		

----- AREA_CODE=n MEDIA=UCRS Groundwater -----

Analyte	Ingestion of fish	Ingestion of venison	Ingestion of rabbit	Ingestion of quail	Chemical Total	% of Total
Aluminum		5.93E-07	8.98E-09	5.29E-10	6.03E-07	0.00
Antimony	3.25E+00	7.61E-06	1.15E-07	6.80E-09	3.25E+00	0.01
Arsenic		1.25E-04	1.90E-06	1.12E-07	1.27E-04	0.00
Barium	4.29E-03	1.26E-06	1.90E-08	5.05E-08	4.29E-03	0.00
Cadmium	3.31E-01	3.87E-06	5.87E-08	6.92E-06	3.31E-01	0.00
Chromium	4.74E-01	1.25E-04	1.89E-06	1.11E-07	4.74E-01	0.00

Table F.4 Systemic toxicity from biota consumption for the child recreator - filtered data (continued)

----- AREA_CODE=n MEDIA=UCRS Groundwater -----
 (continued)

Analyte	Ingestion of fish	Ingestion of venison	Ingestion of rabbit	Ingestion of quail	Chemical Total	% of Total
Cobalt	3.53E-02	6.89E-08	1.04E-09	1.23E-06	3.53E-02	0.00
Copper	5.86E-02	1.54E-05	2.34E-07	7.66E-07	5.86E-02	0.00
Iron	2.41E-01	1.41E-04	2.14E-06	6.29E-06	2.41E-01	0.00
Lead	3.21E+04	2.51E-01	3.80E-03	2.24E-04	3.21E+04	99.98
Manganese	2.16E-01	1.58E-06	2.39E-08	1.41E-07	2.16E-01	0.00
Mercury	9.93E-02	5.81E-06	8.81E-08	1.56E-08	9.93E-02	0.00
Nickel	1.72E-01	5.04E-05	7.63E-07		1.72E-01	0.00
Thallium						
Uranium	2.67E-02	4.70E-06	7.11E-08	1.40E-05	2.68E-02	0.00
Vanadium	7.09E-02	1.04E-04	1.57E-06	9.26E-08	7.10E-02	0.00
Zinc	3.92E-02	2.29E-05	3.47E-07	1.43E-06	3.92E-02	0.00
Dissolved Alpha						
Dissolved Beta						
Pathway Total	3.21E+04	2.51E-01	3.81E-03	2.55E-04	3.21E+04	
Fraction of Total	1.00E+00	7.83E-06	1.19E-07	7.94E-09		

Table F.5 Excess lifetime cancer risk from direct contact for the recreator - filtered data

----- AREA_CODE=a MEDIA=RGa Groundwater -----

Analyte	Direct ingestion	Dermal contact while swimming	Dermal contact while wading	Chemical Total	% of Total
Aluminum					
Barium					
Cadmium					
Iron					
Manganese					
Vanadium					
Zinc					
Pathway Total					
Fraction of Total					

----- AREA_CODE=a MEDIA=UCRS Groundwater -----

Analyte	Direct ingestion	Dermal contact while swimming	Dermal contact while wading	Chemical Total	% of Total
Arsenic	1.0E-06	6.3E-07	7.3E-07	2.4E-06	100.0
Barium					
Manganese					
Nickel					
Thallium					
Vanadium					
Zinc					
Pathway Total	1.0E-06	6.3E-07	7.3E-07	2.4E-06	
Fraction of Total	4.3E-01	2.6E-01	3.1E-01		

----- AREA_CODE=b MEDIA=McNairy Groundwater -----

Analyte	Direct ingestion	Dermal contact while swimming	Dermal contact while wading	Chemical Total	% of Total
Iron					
Pathway Total					
Fraction of Total					

----- AREA_CODE=b MEDIA=RGa Groundwater -----

Analyte	Direct ingestion	Dermal contact while swimming	Dermal contact while wading	Chemical Total	% of Total
Aluminum					
Arsenic	1.1E-06	6.7E-07	7.9E-07	2.6E-06	0.93
Barium					
Beryllium	5.0E-06	1.2E-04	1.5E-04	2.7E-04	99.07
Cadmium					
Iron					
Manganese					
Nickel					
Silver					
Vanadium					
Zinc					
Dissolved Alpha					

Table F.5 Excess lifetime cancer risk from direct contact for the recreator - filtered data (continued)

----- AREA_CODE=b MEDIA=RGa Groundwater -----					
(continued)					
Analyte	Direct ingestion	Dermal contact while swimming	Dermal contact while wading	Chemical Total	% of Total
Dissolved Beta					
Pathway Total	6.1E-06	1.2E-04	1.5E-04	2.8E-04	
Fraction of Total	2.2E-02	4.5E-01	5.3E-01		
----- AREA_CODE=b MEDIA=UCRS Groundwater -----					
Analyte	Direct ingestion	Dermal contact while swimming	Dermal contact while wading	Chemical Total	% of Total
Arsenic	5.1E-06	3.1E-06	3.6E-06	1.2E-05	100.0
Barium					
Cadmium					
Lead					
Manganese					
Mercury					
Nickel					
Thallium					
Vanadium					
Zinc					
Dissolved Alpha					
Dissolved Beta					
Pathway Total	5.1E-06	3.1E-06	3.6E-06	1.2E-05	
Fraction of Total	4.3E-01	2.6E-01	3.1E-01		
----- AREA_CODE=c MEDIA=RGa Groundwater -----					
Analyte	Direct ingestion	Dermal contact while swimming	Dermal contact while wading	Chemical Total	% of Total
Barium					
Iron					
Manganese					
Nickel					
Zinc					
Pathway Total					
Fraction of Total					
----- AREA_CODE=c MEDIA=UCRS Groundwater -----					
Analyte	Direct ingestion	Dermal contact while swimming	Dermal contact while wading	Chemical Total	% of Total
Barium					
Manganese					
Vanadium					
Zinc					
Pathway Total					
Fraction of Total					

Table F.5 Excess lifetime cancer risk from direct contact for the recreator - filtered data (continued)

----- AREA_CODE=d MEDIA=McNairy Groundwater -----

Analyte	Direct ingestion	Dermal contact while swimming	Dermal contact while wading	Chemical Total	% of Total
Zinc					
Pathway Total					
Fraction of Total					

----- AREA_CODE=d MEDIA=RGa Groundwater -----

Analyte	Direct ingestion	Dermal contact while swimming	Dermal contact while wading	Chemical Total	% of Total
Arsenic	8.9E-07	5.4E-07	6.3E-07	2.1E-06	0.66
Barium					
Beryllium	5.6E-06	1.4E-04	1.6E-04	3.1E-04	99.34
Cadmium					
Chromium					
Manganese					
Nickel					
Thallium					
Vanadium					
Zinc					
Dissolved Alpha					
Dissolved Beta					
Pathway Total	6.5E-06	1.4E-04	1.6E-04	3.1E-04	
Fraction of Total	2.1E-02	4.5E-01	5.3E-01		

----- AREA_CODE=d MEDIA=UCRS Groundwater -----

Analyte	Direct ingestion	Dermal contact while swimming	Dermal contact while wading	Chemical Total	% of Total
Aluminum					
Arsenic	9.6E-07	5.8E-07	6.8E-07	2.2E-06	100.0
Barium					
Cobalt					
Iron					
Manganese					
Nickel					
Uranium					
Vanadium					
Zinc					
Pathway Total	9.6E-07	5.8E-07	6.8E-07	2.2E-06	
Fraction of Total	4.3E-01	2.6E-01	3.1E-01		

----- AREA_CODE=e MEDIA=McNairy Groundwater -----

Analyte	Direct ingestion	Dermal contact while swimming	Dermal contact while wading	Chemical Total	% of Total
Iron					
Manganese					
Vanadium					
Pathway Total					

Table F.5 Excess lifetime cancer risk from direct contact for the recreator - filtered data (continued)

----- AREA_CODE=e MEDIA=McNairy Groundwater -----					
(continued)					
Analyte	Direct ingestion	Dermal contact while swimming	Dermal contact while wading	Chemical Total	% of Total
Fraction of Total					
----- AREA_CODE=e MEDIA=RGa Groundwater -----					
Analyte	Direct ingestion	Dermal contact while swimming	Dermal contact while wading	Chemical Total	% of Total
Barium					
Beryllium	4.5E-06	1.1E-04	1.3E-04	2.5E-04	100.0
Cobalt					
Iron					
Manganese					
Molybdenum					
Thallium					
Vanadium					
Zinc					
Dissolved Alpha					
Dissolved Beta					
Pathway Total	4.5E-06	1.1E-04	1.3E-04	2.5E-04	
Fraction of Total	1.8E-02	4.5E-01	5.3E-01		
----- AREA_CODE=e MEDIA=UCRS Groundwater -----					
Analyte	Direct ingestion	Dermal contact while swimming	Dermal contact while wading	Chemical Total	% of Total
Barium					
Manganese					
Nickel					
Vanadium					
Zinc					
Pathway Total					
Fraction of Total					
----- AREA_CODE=f MEDIA=McNairy Groundwater -----					
Analyte	Direct ingestion	Dermal contact while swimming	Dermal contact while wading	Chemical Total	% of Total
Barium					
Pathway Total					
Fraction of Total					

Table F.5 Excess lifetime cancer risk from direct contact for the recreator - filtered data (continued)

----- AREA_CODE=f MEDIA=RGA Groundwater -----

Analyte	Direct ingestion	Dermal contact while swimming	Dermal contact while wading	Chemical Total	% of Total
Barium					
Cadmium					
Iron					
Manganese					
Nickel					
Vanadium					
Zinc					
Pathway Total					
Fraction of Total					

----- AREA_CODE=f MEDIA=UCRS Groundwater -----

Analyte	Direct ingestion	Dermal contact while swimming	Dermal contact while wading	Chemical Total	% of Total
Barium					
Manganese					
Vanadium					
Zinc					
Pathway Total					
Fraction of Total					

----- AREA_CODE=g MEDIA=McNairy Groundwater -----

Analyte	Direct ingestion	Dermal contact while swimming	Dermal contact while wading	Chemical Total	% of Total
Iron					
Pathway Total					
Fraction of Total					

----- AREA_CODE=g MEDIA=RGA Groundwater -----

Analyte	Direct ingestion	Dermal contact while swimming	Dermal contact while wading	Chemical Total	% of Total
Aluminum					
Cadmium					
Chromium					
Iron					
Lead					
Manganese					
Nickel					
Thallium					
Zinc					
Pathway Total					
Fraction of Total					

Table F.5 Excess lifetime cancer risk from direct contact for the recreator - filtered data (continued)

----- AREA_CODE=g MEDIA=UCRS Groundwater -----					
Analyte	Direct ingestion	Dermal contact while swimming	Dermal contact while wading	Chemical Total	% of Total
Aluminum					
Manganese					
Vanadium					
Zinc					
Pathway Total					
Fraction of Total					
----- AREA_CODE=h MEDIA=Other Groundwater -----					
Analyte	Direct ingestion	Dermal contact while swimming	Dermal contact while wading	Chemical Total	% of Total
Barium					
Manganese					
Nickel					
Thallium					
Vanadium					
Zinc					
Pathway Total					
Fraction of Total					
----- AREA_CODE=h MEDIA=RGAs Groundwater -----					
Analyte	Direct ingestion	Dermal contact while swimming	Dermal contact while wading	Chemical Total	% of Total
Barium					
Vanadium					
Pathway Total					
Fraction of Total					
----- AREA_CODE=h MEDIA=UCRS Groundwater -----					
Analyte	Direct ingestion	Dermal contact while swimming	Dermal contact while wading	Chemical Total	% of Total
Barium					
Manganese					
Nickel					
Vanadium					
Zinc					
Pathway Total					
Fraction of Total					

Table F.5 Excess lifetime cancer risk from direct contact for the recreator - filtered data (continued)

----- AREA_CODE=i MEDIA=McNairy Groundwater -----

Analyte	Direct ingestion	Dermal contact while swimming	Dermal contact while wading	Chemical Total	% of Total
Manganese					
Vanadium					
Pathway Total					
Fraction of Total					

----- AREA_CODE=i MEDIA=RGA Groundwater -----

Analyte	Direct ingestion	Dermal contact while swimming	Dermal contact while wading	Chemical Total	% of Total
Antimony					
Arsenic	9.0E-07	5.4E-07	6.4E-07	2.1E-06	1.08
Barium					
Beryllium	3.5E-06	8.6E-05	1.0E-04	1.9E-04	98.92
Boron					
Cerium					
Chromium					
Copper					
Gallium					
Lithium					
Manganese					
Thorium					
Titanium					
Vanadium					
Zinc					
Zirconium					
Dissolved Alpha					
Dissolved Beta					
Pathway Total	4.4E-06	8.6E-05	1.0E-04	1.9E-04	
Fraction of Total	2.3E-02	4.5E-01	5.3E-01		

----- AREA_CODE=i MEDIA=UCRS Groundwater -----

Analyte	Direct ingestion	Dermal contact while swimming	Dermal contact while wading	Chemical Total	% of Total
Antimony					
Arsenic	2.8E-06	1.7E-06	2.0E-06	6.4E-06	100.0
Barium					
Cadmium					
Chromium					
Cobalt					
Copper					
Iron					
Lead					
Manganese					
Mercury					
Nickel					
Uranium					
Vanadium					
Zinc					
Dissolved Alpha					
Dissolved Beta					
Pathway Total	2.8E-06	1.7E-06	2.0E-06	6.4E-06	

Table F.5 Excess lifetime cancer risk from direct contact for the recreator - filtered data (continued)

----- AREA_CODE=i MEDIA=UCRS Groundwater -----					
(continued)					
Analyte	Direct ingestion	Dermal contact while swimming	Dermal contact while wading	Chemical Total	% of Total
Fraction of Total	4.3E-01	2.6E-01	3.1E-01		
----- AREA_CODE=j MEDIA=McNairy Groundwater -----					
Analyte	Direct ingestion	Dermal contact while swimming	Dermal contact while wading	Chemical Total	% of Total
Aluminum					
Arsenic	2.6E-05	1.6E-05	1.9E-05	6.1E-05	100.0
Manganese					
Molybdenum					
Pathway Total	2.6E-05	1.6E-05	1.9E-05	6.1E-05	
Fraction of Total	4.3E-01	2.6E-01	3.1E-01		
----- AREA_CODE=j MEDIA=RGA Groundwater -----					
Analyte	Direct ingestion	Dermal contact while swimming	Dermal contact while wading	Chemical Total	% of Total
Manganese					
Molybdenum					
Thallium					
Vanadium					
Pathway Total					
Fraction of Total					
----- AREA_CODE=k MEDIA=Other Groundwater -----					
Analyte	Direct ingestion	Dermal contact while swimming	Dermal contact while wading	Chemical Total	% of Total
Aluminum					
Arsenic	1.3E-06	7.8E-07	9.1E-07	3.0E-06	0.40
Barium					
Beryllium	1.3E-05	3.3E-04	3.9E-04	7.4E-04	99.60
Cadmium					
Cobalt					
Iron					
Lead					
Manganese					
Nickel					
Strontium					
Uranium					
Vanadium					
Zinc					
Pathway Total	1.5E-05	3.3E-04	3.9E-04	7.4E-04	
Fraction of Total	2.0E-02	4.5E-01	5.3E-01		

Table F.5 Excess lifetime cancer risk from direct contact for the recreator - filtered data (continued)

----- AREA_CODE=1 MEDIA=McNairy Groundwater -----

Analyte	Direct ingestion	Dermal contact while swimming	Dermal contact while wading	Chemical Total	% of Total
Iron					
Zinc					
Pathway Total					
Fraction of Total					

----- AREA_CODE=1 MEDIA=RGA Groundwater -----

Analyte	Direct ingestion	Dermal contact while swimming	Dermal contact while wading	Chemical Total	% of Total
Aluminum					
Arsenic	1.1E-06	6.4E-07	7.5E-07	2.5E-06	0.92
Barium					
Beryllium	4.8E-06	1.2E-04	1.4E-04	2.6E-04	99.08
Cadmium					
Chromium					
Iron					
Manganese					
Nickel					
Silver					
Thallium					
Vanadium					
Zinc					
Dissolved Alpha					
Dissolved Beta					
Pathway Total	5.9E-06	1.2E-04	1.4E-04	2.7E-04	
Fraction of Total	2.2E-02	4.5E-01	5.3E-01		

----- AREA_CODE=1 MEDIA=UCRS Groundwater -----

Analyte	Direct ingestion	Dermal contact while swimming	Dermal contact while wading	Chemical Total	% of Total
Aluminum					
Arsenic	4.4E-06	2.7E-06	3.1E-06	1.0E-05	100.0
Barium					
Cadmium					
Cobalt					
Iron					
Lead					
Manganese					
Mercury					
Nickel					
Thallium					
Uranium					
Vanadium					
Zinc					
Dissolved Alpha					
Dissolved Beta					
Pathway Total	4.4E-06	2.7E-06	3.1E-06	1.0E-05	
Fraction of Total	4.3E-01	2.6E-01	3.1E-01		

Table F.5 Excess lifetime cancer risk from direct contact for the recreator - filtered data (continued)

----- AREA_CODE=m MEDIA=McNairy Groundwater -----					
Analyte	Direct ingestion	Dermal contact while swimming	Dermal contact while wading	Chemical Total	% of Total
Aluminum					
Arsenic	3.0E-06	1.8E-06	2.1E-06	6.9E-06	100.0
Barium					
Iron					
Manganese					
Molybdenum					
Vanadium					
Pathway Total	3.0E-06	1.8E-06	2.1E-06	6.9E-06	
Fraction of Total	4.3E-01	2.6E-01	3.1E-01		
----- AREA_CODE=m MEDIA=Other Groundwater -----					
Analyte	Direct ingestion	Dermal contact while swimming	Dermal contact while wading	Chemical Total	% of Total
Aluminum					
Arsenic	1.2E-06	7.1E-07	8.3E-07	2.7E-06	0.91
Barium					
Beryllium	5.4E-06	1.3E-04	1.6E-04	2.9E-04	99.09
Cadmium					
Cobalt					
Iron					
Lead					
Manganese					
Nickel					
Strontium					
Thallium					
Uranium					
Vanadium					
Zinc					
Pathway Total	6.6E-06	1.3E-04	1.6E-04	3.0E-04	
Fraction of Total	2.2E-02	4.5E-01	5.3E-01		
----- AREA_CODE=m MEDIA=RGa Groundwater -----					
Analyte	Direct ingestion	Dermal contact while swimming	Dermal contact while wading	Chemical Total	% of Total
Aluminum					
Antimony					
Arsenic	8.9E-07	5.4E-07	6.3E-07	2.1E-06	0.96
Barium					
Beryllium	3.9E-06	9.6E-05	1.1E-04	2.1E-04	99.04
Boron					
Cadmium					
Cerium					
Chromium					
Cobalt					
Copper					
Gallium					
Iron					
Lead					
Lithium					
Manganese					

Table F.5 Excess lifetime cancer risk from direct contact for the recreator - filtered data (continued)

----- AREA_CODE=m MEDIA=RGA Groundwater -----					
(continued)					
Analyte	Direct ingestion	Dermal contact while swimming	Dermal contact while wading	Chemical Total	% of Total
Molybdenum					
Nickel					
Thallium					
Thorium					
Titanium					
Vanadium					
Zinc					
Zirconium					
Dissolved Alpha					
Dissolved Beta					
Pathway Total	4.8E-06	9.7E-05	1.1E-04	2.1E-04	
Fraction of Total	2.2E-02	4.5E-01	5.3E-01		

----- AREA_CODE=m MEDIA=UCRS Groundwater -----					
Analyte	Direct ingestion	Dermal contact while swimming	Dermal contact while wading	Chemical Total	% of Total
Aluminum					
Antimony					
Arsenic	1.0E-06	6.1E-07	7.2E-07	2.4E-06	100.0
Barium					
Cadmium					
Chromium					
Cobalt					
Copper					
Iron					
Lead					
Manganese					
Mercury					
Nickel					
Uranium					
Vanadium					
Zinc					
Dissolved Alpha					
Dissolved Beta					
Pathway Total	1.0E-06	6.1E-07	7.2E-07	2.4E-06	
Fraction of Total	4.3E-01	2.6E-01	3.1E-01		

----- AREA_CODE=n MEDIA=McNairy Groundwater -----					
Analyte	Direct ingestion	Dermal contact while swimming	Dermal contact while wading	Chemical Total	% of Total
Aluminum					
Arsenic	2.5E-06	1.5E-06	1.7E-06	5.7E-06	100.0
Barium					
Iron					
Manganese					
Molybdenum					
Vanadium					
Zinc					
Pathway Total	2.5E-06	1.5E-06	1.7E-06	5.7E-06	

Table F.5 Excess lifetime cancer risk from direct contact for the recreator - filtered data (continued)

----- AREA_CODE=n MEDIA=McNairy Groundwater -----					
(continued)					
Analyte	Direct ingestion	Dermal contact while swimming	Dermal contact while wading	Chemical Total	% of Total
Fraction of Total	4.3E-01	2.6E-01	3.1E-01		
----- AREA_CODE=n MEDIA=Other Groundwater -----					
Analyte	Direct ingestion	Dermal contact while swimming	Dermal contact while wading	Chemical Total	% of Total
Aluminum					
Arsenic	1.2E-06	7.1E-07	8.3E-07	2.7E-06	0.91
Barium					
Beryllium	5.4E-06	1.3E-04	1.6E-04	2.9E-04	99.09
Cadmium					
Cobalt					
Iron					
Lead					
Manganese					
Nickel					
Strontium					
Thallium					
Uranium					
Vanadium					
Zinc					
Pathway Total	6.6E-06	1.3E-04	1.6E-04	3.0E-04	
Fraction of Total	2.2E-02	4.5E-01	5.3E-01		
----- AREA_CODE=n MEDIA=RGAs Groundwater -----					
Analyte	Direct ingestion	Dermal contact while swimming	Dermal contact while wading	Chemical Total	% of Total
Aluminum					
Antimony					
Arsenic	9.7E-07	5.8E-07	6.9E-07	2.2E-06	0.98
Barium					
Beryllium	4.1E-06	1.0E-04	1.2E-04	2.3E-04	99.02
Boron					
Cadmium					
Cerium					
Chromium					
Cobalt					
Copper					
Gallium					
Iron					
Lead					
Lithium					
Manganese					
Molybdenum					
Nickel					
Silver					
Thallium					
Thorium					
Titanium					
Vanadium					

Table F.5 Excess lifetime cancer risk from direct contact for the recreator - filtered data (continued)

----- AREA_CODE=n MEDIA=RGA Groundwater -----					
(continued)					
Analyte	Direct ingestion	Dermal contact while swimming	Dermal contact while wading	Chemical Total	% of Total
Zinc					
Zirconium					
Dissolved Alpha					
Dissolved Beta					
Pathway Total	5.1E-06	1.0E-04	1.2E-04	2.3E-04	
Fraction of Total	2.2E-02	4.5E-01	5.3E-01		
----- AREA_CODE=n MEDIA=UCRS Groundwater -----					
Analyte	Direct ingestion	Dermal contact while swimming	Dermal contact while wading	Chemical Total	% of Total
Aluminum					
Antimony					
Arsenic	3.9E-06	2.3E-06	2.8E-06	9.0E-06	100.0
Barium					
Cadmium					
Chromium					
Cobalt					
Copper					
Iron					
Lead					
Manganese					
Mercury					
Nickel					
Thallium					
Uranium					
Vanadium					
Zinc					
Dissolved Alpha					
Dissolved Beta					
Pathway Total	3.9E-06	2.3E-06	2.8E-06	9.0E-06	
Fraction of Total	4.3E-01	2.6E-01	3.1E-01		

Table F.6 Excess lifetime cancer risk from biota consumption for the recreator - filtered data

----- AREA_CODE=a MEDIA=RGa Groundwater -----						
Analyte	Ingestion of venison	Ingestion of fish	Ingestion of rabbit	Ingestion of quail	Chemical Total	% of Total
Aluminum						
Barium						
Cadmium						
Iron						
Manganese						
Vanadium						
Zinc						
Pathway Total						
Fraction of Total						
----- AREA_CODE=a MEDIA=UCRS Groundwater -----						
Analyte	Ingestion of venison	Ingestion of fish	Ingestion of rabbit	Ingestion of quail	Chemical Total	% of Total
Arsenic	9.7E-09		1.3E-10	7.5E-12	9.9E-09	100.0
Barium						
Manganese						
Nickel						
Thallium						
Vanadium						
Zinc						
Pathway Total	9.7E-09		1.3E-10	7.5E-12	9.9E-09	
Fraction of Total	9.9E-01		1.3E-02	7.6E-04		
----- AREA_CODE=b MEDIA=McNairy Groundwater -----						
Analyte	Ingestion of venison	Ingestion of fish	Ingestion of rabbit	Ingestion of quail	Chemical Total	% of Total
Iron						
Pathway Total						
Fraction of Total						
----- AREA_CODE=b MEDIA=RGa Groundwater -----						
Analyte	Ingestion of venison	Ingestion of fish	Ingestion of rabbit	Ingestion of quail	Chemical Total	% of Total
Aluminum						
Arsenic	1.0E-08		1.4E-10	8.0E-12	1.1E-08	0.00
Barium						
Beryllium	2.4E-08	4.2E-04	3.1E-10	1.8E-11	4.2E-04	100.0
Cadmium						
Iron						
Manganese						
Nickel						
Silver						
Vanadium						
Zinc						
Dissolved Alpha						
Dissolved Beta						
Pathway Total	3.4E-08	4.2E-04	4.4E-10	2.6E-11	4.2E-04	
Fraction of Total	8.1E-05	1.0E+00	1.0E-06	6.2E-08		

Table F.6 Excess lifetime cancer risk from biota consumption for the recreator - filtered data (continued)

----- AREA_CODE=b MEDIA=UCRS Groundwater -----

Analyte	Ingestion of venison	Ingestion of fish	Ingestion of rabbit	Ingestion of quail	Chemical Total	% of Total
Arsenic	4.8E-08		6.3E-10	3.7E-11	4.9E-08	100.0
Barium						
Cadmium						
Lead						
Manganese						
Mercury						
Nickel						
Thallium						
Vanadium						
Zinc						
Dissolved Alpha						
Dissolved Beta						
Pathway Total	4.8E-08		6.3E-10	3.7E-11	4.9E-08	
Fraction of Total	9.9E-01		1.3E-02	7.6E-04		

----- AREA_CODE=c MEDIA=RGa Groundwater -----

Analyte	Ingestion of venison	Ingestion of fish	Ingestion of rabbit	Ingestion of quail	Chemical Total	% of Total
Barium						
Iron						
Manganese						
Nickel						
Zinc						
Pathway Total						
Fraction of Total						

----- AREA_CODE=c MEDIA=UCRS Groundwater -----

Analyte	Ingestion of venison	Ingestion of fish	Ingestion of rabbit	Ingestion of quail	Chemical Total	% of Total
Barium						
Manganese						
Vanadium						
Zinc						
Pathway Total						
Fraction of Total						

----- AREA_CODE=d MEDIA=McNairy Groundwater -----

Analyte	Ingestion of venison	Ingestion of fish	Ingestion of rabbit	Ingestion of quail	Chemical Total	% of Total
Zinc						
Pathway Total						
Fraction of Total						

----- AREA_CODE=d MEDIA=RGa Groundwater -----

Analyte	Ingestion of venison	Ingestion of fish	Ingestion of rabbit	Ingestion of quail	Chemical Total	% of Total
Arsenic	8.4E-09		1.1E-10	6.4E-12	8.5E-09	0.00
Barium						
Beryllium	2.6E-08	4.7E-04	3.4E-10	2.0E-11	4.7E-04	100.0
Cadmium						

Table F.6 Excess lifetime cancer risk from biota consumption for the recreator - filtered data (continued)

----- AREA_CODE=d MEDIA=RGA Groundwater -----
(continued)

Analyte	Ingestion of venison	Ingestion of fish	Ingestion of rabbit	Ingestion of quail	Chemical Total	% of Total
Chromium						
Manganese						
Nickel						
Thallium						
Vanadium						
Zinc						
Dissolved Alpha						
Dissolved Beta						
Pathway Total	3.5E-08	4.7E-04	4.5E-10	2.7E-11	4.7E-04	
Fraction of Total	7.4E-05	1.0E+00	9.6E-07	5.7E-08		

----- AREA_CODE=d MEDIA=UCRS Groundwater -----

Analyte	Ingestion of venison	Ingestion of fish	Ingestion of rabbit	Ingestion of quail	Chemical Total	% of Total
Aluminum						
Arsenic	9.0E-09		1.2E-10	7.0E-12	9.2E-09	100.0
Barium						
Cobalt						
Iron						
Manganese						
Nickel						
Uranium						
Vanadium						
Zinc						
Pathway Total	9.0E-09		1.2E-10	7.0E-12	9.2E-09	
Fraction of Total	9.9E-01		1.3E-02	7.6E-04		

----- AREA_CODE=e MEDIA=McNairy Groundwater -----

Analyte	Ingestion of venison	Ingestion of fish	Ingestion of rabbit	Ingestion of quail	Chemical Total	% of Total
Iron						
Manganese						
Vanadium						
Pathway Total						
Fraction of Total						

----- AREA_CODE=e MEDIA=RGA Groundwater -----

Analyte	Ingestion of venison	Ingestion of fish	Ingestion of rabbit	Ingestion of quail	Chemical Total	% of Total
Barium						
Beryllium	2.1E-08	3.8E-04	2.7E-10	1.6E-11	3.8E-04	100.0
Cobalt						
Iron						
Manganese						
Molybdenum						
Thallium						
Vanadium						
Zinc						
Dissolved Alpha						
Dissolved Beta						
Pathway Total	2.1E-08	3.8E-04	2.7E-10	1.6E-11	3.8E-04	
Fraction of Total	5.6E-05	1.0E+00	7.3E-07	4.3E-08		

Table F.6 Excess lifetime cancer risk from biota consumption for the recreator - filtered data (continued)

----- AREA_CODE=e MEDIA=UCRS Groundwater -----

Analyte	Ingestion of venison	Ingestion of fish	Ingestion of rabbit	Ingestion of quail	Chemical Total	% of Total
Barium						
Manganese						
Nickel						
Vanadium						
Zinc						
Pathway Total						
Fraction of Total						

----- AREA_CODE=f MEDIA=McNairy Groundwater -----

Analyte	Ingestion of venison	Ingestion of fish	Ingestion of rabbit	Ingestion of quail	Chemical Total	% of Total
Barium						
Pathway Total						
Fraction of Total						

----- AREA_CODE=f MEDIA=RGa Groundwater -----

Analyte	Ingestion of venison	Ingestion of fish	Ingestion of rabbit	Ingestion of quail	Chemical Total	% of Total
Barium						
Cadmium						
Iron						
Manganese						
Nickel						
Vanadium						
Zinc						
Pathway Total						
Fraction of Total						

----- AREA_CODE=f MEDIA=UCRS Groundwater -----

Analyte	Ingestion of venison	Ingestion of fish	Ingestion of rabbit	Ingestion of quail	Chemical Total	% of Total
Barium						
Manganese						
Vanadium						
Zinc						
Pathway Total						
Fraction of Total						

----- AREA_CODE=g MEDIA=McNairy Groundwater -----

Analyte	Ingestion of venison	Ingestion of fish	Ingestion of rabbit	Ingestion of quail	Chemical Total	% of Total
Iron						
Pathway Total						
Fraction of Total						

Table F.6 Excess lifetime cancer risk from biota consumption for the recreator - filtered data (continued)

----- AREA_CODE=g MEDIA=RGA Groundwater -----

Analyte	Ingestion of venison	Ingestion of fish	Ingestion of rabbit	Ingestion of quail	Chemical Total	% of Total
Aluminum						
Cadmium						
Chromium						
Iron						
Lead						
Manganese						
Nickel						
Thallium						
Zinc						
Pathway Total						
Fraction of Total						

----- AREA_CODE=g MEDIA=UCRS Groundwater -----

Analyte	Ingestion of venison	Ingestion of fish	Ingestion of rabbit	Ingestion of quail	Chemical Total	% of Total
Aluminum						
Manganese						
Vanadium						
Zinc						
Pathway Total						
Fraction of Total						

----- AREA_CODE=h MEDIA=Other Groundwater -----

Analyte	Ingestion of venison	Ingestion of fish	Ingestion of rabbit	Ingestion of quail	Chemical Total	% of Total
Barium						
Manganese						
Nickel						
Thallium						
Vanadium						
Zinc						
Pathway Total						
Fraction of Total						

----- AREA_CODE=h MEDIA=RGA Groundwater -----

Analyte	Ingestion of venison	Ingestion of fish	Ingestion of rabbit	Ingestion of quail	Chemical Total	% of Total
Barium						
Vanadium						
Pathway Total						
Fraction of Total						

----- AREA_CODE=h MEDIA=UCRS Groundwater -----

Analyte	Ingestion of venison	Ingestion of fish	Ingestion of rabbit	Ingestion of quail	Chemical Total	% of Total
Barium						
Manganese						
Nickel						
Vanadium						
Zinc						

Table F.6 Excess lifetime cancer risk from biota consumption for the recreator - filtered data (continued)

----- AREA_CODE=h MEDIA=UCRS Groundwater -----
(continued)

Analyte	Ingestion of venison	Ingestion of fish	Ingestion of rabbit	Ingestion of quail	Chemical Total	% of Total
Pathway Total						
Fraction of Total						

----- AREA_CODE=i MEDIA=McNairy Groundwater -----

Analyte	Ingestion of venison	Ingestion of fish	Ingestion of rabbit	Ingestion of quail	Chemical Total	% of Total
Manganese						
Vanadium						
Pathway Total						
Fraction of Total						

----- AREA_CODE=i MEDIA=RGa Groundwater -----

Analyte	Ingestion of venison	Ingestion of fish	Ingestion of rabbit	Ingestion of quail	Chemical Total	% of Total
Antimony						
Arsenic	8.4E-09		1.1E-10	6.5E-12	8.6E-09	0.00
Barium						
Beryllium	1.6E-08	2.9E-04	2.1E-10	1.3E-11	2.9E-04	100.0
Boron						
Cerium						
Chromium						
Copper						
Gallium						
Lithium						
Manganese						
Thorium						
Titanium						
Vanadium						
Zinc						
Zirconium						
Dissolved Alpha						
Dissolved Beta						
Pathway Total	2.5E-08	2.9E-04	3.2E-10	1.9E-11	2.9E-04	
Fraction of Total	8.5E-05	1.0E+00	1.1E-06	6.6E-08		

----- AREA_CODE=i MEDIA=UCRS Groundwater -----

Analyte	Ingestion of venison	Ingestion of fish	Ingestion of rabbit	Ingestion of quail	Chemical Total	% of Total
Antimony						
Arsenic	2.6E-08		3.4E-10	2.0E-11	2.7E-08	100.0
Barium						
Cadmium						
Chromium						
Cobalt						
Copper						
Iron						
Lead						
Manganese						
Mercury						
Nickel						
Uranium						
Vanadium						

Table F.6 Excess lifetime cancer risk from biota consumption for the recreator - filtered data (continued)

----- AREA_CODE=i MEDIA=UCRS Groundwater -----
(continued)

Analyte	Ingestion of venison	Ingestion of fish	Ingestion of rabbit	Ingestion of quail	Chemical Total	% of Total
Zinc						
Dissolved Alpha						
Dissolved Beta						
Pathway Total	2.6E-08		3.4E-10	2.0E-11	2.7E-08	
Fraction of Total	9.9E-01		1.3E-02	7.6E-04		

----- AREA_CODE=j MEDIA=McNairy Groundwater -----

Analyte	Ingestion of venison	Ingestion of fish	Ingestion of rabbit	Ingestion of quail	Chemical Total	% of Total
Aluminum						
Arsenic	2.5E-07		3.2E-09	1.9E-10	2.5E-07	100.0
Manganese						
Molybdenum						
Pathway Total	2.5E-07		3.2E-09	1.9E-10	2.5E-07	
Fraction of Total	9.9E-01		1.3E-02	7.6E-04		

----- AREA_CODE=j MEDIA=RGa Groundwater -----

Analyte	Ingestion of venison	Ingestion of fish	Ingestion of rabbit	Ingestion of quail	Chemical Total	% of Total
Manganese						
Molybdenum						
Thallium						
Vanadium						
Pathway Total						
Fraction of Total						

----- AREA_CODE=k MEDIA=Other Groundwater -----

Analyte	Ingestion of venison	Ingestion of fish	Ingestion of rabbit	Ingestion of quail	Chemical Total	% of Total
Aluminum						
Arsenic	1.2E-08		1.6E-10	9.3E-12	1.2E-08	0.00
Barium						
Beryllium	6.3E-08	1.1E-03	8.2E-10	4.9E-11	1.1E-03	100.0
Cadmium						
Cobalt						
Iron						
Lead						
Manganese						
Nickel						
Strontium						
Uranium						
Vanadium						
Zinc						
Pathway Total	7.5E-08	1.1E-03	9.8E-10	5.8E-11	1.1E-03	
Fraction of Total	6.7E-05	1.0E+00	8.7E-07	5.1E-08		

Table F.6 Excess lifetime cancer risk from biota consumption for the recreator - filtered data (continued)

----- AREA_CODE=1 MEDIA=McNairy Groundwater -----

Analyte	Ingestion of venison	Ingestion of fish	Ingestion of rabbit	Ingestion of quail	Chemical Total	% of Total
Iron						
Zinc						
Pathway Total						
Fraction of Total						

----- AREA_CODE=1 MEDIA=RGa Groundwater -----

Analyte	Ingestion of venison	Ingestion of fish	Ingestion of rabbit	Ingestion of quail	Chemical Total	% of Total
Aluminum						
Arsenic	1.0E-08		1.3E-10	7.7E-12	1.0E-08	0.00
Barium						
Beryllium	2.3E-08	4.1E-04	2.9E-10	1.7E-11	4.1E-04	100.0
Cadmium						
Chromium						
Iron						
Manganese						
Nickel						
Silver						
Thallium						
Vanadium						
Zinc						
Dissolved Alpha						
Dissolved Beta						
Pathway Total	3.3E-08	4.1E-04	4.2E-10	2.5E-11	4.1E-04	
Fraction of Total	8.1E-05	1.0E+00	1.0E-06	6.2E-08		

----- AREA_CODE=1 MEDIA=UCRS Groundwater -----

Analyte	Ingestion of venison	Ingestion of fish	Ingestion of rabbit	Ingestion of quail	Chemical Total	% of Total
Aluminum						
Arsenic	4.1E-08		5.4E-10	3.2E-11	4.2E-08	100.0
Barium						
Cadmium						
Cobalt						
Iron						
Lead						
Manganese						
Mercury						
Nickel						
Thallium						
Uranium						
Vanadium						
Zinc						
Dissolved Alpha						
Dissolved Beta						
Pathway Total	4.1E-08		5.4E-10	3.2E-11	4.2E-08	
Fraction of Total	9.9E-01		1.3E-02	7.6E-04		

----- AREA_CODE=m MEDIA=McNairy Groundwater -----

Analyte	Ingestion of venison	Ingestion of fish	Ingestion of rabbit	Ingestion of quail	Chemical Total	% of Total
Aluminum						
Arsenic	2.8E-08		3.6E-10	2.2E-11	2.8E-08	100.0

Table F.6 Excess lifetime cancer risk from biota consumption for the recreator - filtered data (continued)

----- AREA_CODE=m MEDIA=McNairy Groundwater -----
(continued)

Analyte	Ingestion of venison	Ingestion of fish	Ingestion of rabbit	Ingestion of quail	Chemical Total	% of Total
Barium						
Iron						
Manganese						
Molybdenum						
Vanadium						
Pathway Total	2.8E-08		3.6E-10	2.2E-11	2.8E-08	
Fraction of Total	9.9E-01		1.3E-02	7.6E-04		

----- AREA_CODE=m MEDIA=Other Groundwater -----

Analyte	Ingestion of venison	Ingestion of fish	Ingestion of rabbit	Ingestion of quail	Chemical Total	% of Total
Aluminum						
Arsenic	1.1E-08		1.4E-10	8.5E-12	1.1E-08	0.00
Barium						
Beryllium	2.5E-08	4.5E-04	3.3E-10	1.9E-11	4.5E-04	100.0
Cadmium						
Cobalt						
Iron						
Lead						
Manganese						
Nickel						
Strontium						
Thallium						
Uranium						
Vanadium						
Zinc						
Pathway Total	3.6E-08	4.5E-04	4.7E-10	2.8E-11	4.5E-04	
Fraction of Total	8.0E-05	1.0E+00	1.0E-06	6.2E-08		

----- AREA_CODE=m MEDIA=RGa Groundwater -----

Analyte	Ingestion of venison	Ingestion of fish	Ingestion of rabbit	Ingestion of quail	Chemical Total	% of Total
Aluminum						
Antimony						
Arsenic	8.4E-09		1.1E-10	6.4E-12	8.5E-09	0.00
Barium						
Beryllium	1.8E-08	3.3E-04	2.4E-10	1.4E-11	3.3E-04	100.0
Boron						
Cadmium						
Cerium						
Chromium						
Cobalt						
Copper						
Gallium						
Iron						
Lead						
Lithium						
Manganese						
Molybdenum						
Nickel						
Thallium						
Thorium						
Titanium						
Vanadium						
Zinc						

Table F.6 Excess lifetime cancer risk from biota consumption for the recreator - filtered data (continued)

----- AREA_CODE=m MEDIA=RGA Groundwater -----
(continued)

Analyte	Ingestion of venison	Ingestion of fish	Ingestion of rabbit	Ingestion of quail	Chemical Total	% of Total
Zirconium						
Dissolved Alpha						
Dissolved Beta						
Pathway Total	2.7E-08	3.3E-04	3.4E-10	2.0E-11	3.3E-04	
Fraction of Total	8.2E-05	1.0E+00	1.1E-06	6.3E-08		

----- AREA_CODE=m MEDIA=UCRS Groundwater -----

Analyte	Ingestion of venison	Ingestion of fish	Ingestion of rabbit	Ingestion of quail	Chemical Total	% of Total
Aluminum						
Antimony						
Arsenic	9.6E-09		1.2E-10	7.4E-12	9.7E-09	100.0
Barium						
Cadmium						
Chromium						
Cobalt						
Copper						
Iron						
Lead						
Manganese						
Mercury						
Nickel						
Uranium						
Vanadium						
Zinc						
Dissolved Alpha						
Dissolved Beta						
Pathway Total	9.6E-09		1.2E-10	7.4E-12	9.7E-09	
Fraction of Total	9.9E-01		1.3E-02	7.6E-04		

----- AREA_CODE=n MEDIA=McNairy Groundwater -----

Analyte	Ingestion of venison	Ingestion of fish	Ingestion of rabbit	Ingestion of quail	Chemical Total	% of Total
Aluminum						
Arsenic	2.3E-08		3.0E-10	1.8E-11	2.3E-08	100.0
Barium						
Iron						
Manganese						
Molybdenum						
Vanadium						
Zinc						
Pathway Total	2.3E-08		3.0E-10	1.8E-11	2.3E-08	
Fraction of Total	9.9E-01		1.3E-02	7.6E-04		

----- AREA_CODE=n MEDIA=Other Groundwater -----

Analyte	Ingestion of venison	Ingestion of fish	Ingestion of rabbit	Ingestion of quail	Chemical Total	% of Total
Aluminum						
Arsenic	1.1E-08		1.4E-10	8.5E-12	1.1E-08	0.00
Barium						
Beryllium	2.5E-08	4.5E-04	3.3E-10	1.9E-11	4.5E-04	100.0
Cadmium						

Table F.6 Excess lifetime cancer risk from biota consumption for the recreator - filtered data (continued)

----- AREA_CODE=n MEDIA=Other Groundwater -----
(continued)

Analyte	Ingestion of venison	Ingestion of fish	Ingestion of rabbit	Ingestion of quail	Chemical Total	% of Total
Cobalt						
Iron						
Lead						
Manganese						
Nickel						
Strontium						
Thallium						
Uranium						
Vanadium						
Zinc						
Pathway Total	3.6E-08	4.5E-04	4.7E-10	2.8E-11	4.5E-04	
Fraction of Total	8.0E-05	1.0E+00	1.0E-06	6.2E-08		

----- AREA_CODE=n MEDIA=RGA Groundwater -----

Analyte	Ingestion of venison	Ingestion of fish	Ingestion of rabbit	Ingestion of quail	Chemical Total	% of Total
Aluminum						
Antimony						
Arsenic	9.1E-09		1.2E-10	7.0E-12	9.2E-09	0.00
Barium						
Beryllium	1.9E-08	3.5E-04	2.5E-10	1.5E-11	3.5E-04	100.0
Boron						
Cadmium						
Cerium						
Chromium						
Cobalt						
Copper						
Gallium						
Iron						
Lead						
Lithium						
Manganese						
Molybdenum						
Nickel						
Silver						
Thallium						
Thorium						
Titanium						
Vanadium						
Zinc						
Zirconium						
Dissolved Alpha						
Dissolved Beta						
Pathway Total	2.9E-08	3.5E-04	3.7E-10	2.2E-11	3.5E-04	
Fraction of Total	8.2E-05	1.0E+00	1.1E-06	6.3E-08		

----- AREA_CODE=n MEDIA=UCRS Groundwater -----

Analyte	Ingestion of venison	Ingestion of fish	Ingestion of rabbit	Ingestion of quail	Chemical Total	% of Total
Aluminum						
Antimony						
Arsenic	3.7E-08		4.7E-10	2.8E-11	3.7E-08	100.0
Barium						
Cadmium						
Chromium						

Table F.6 Excess lifetime cancer risk from biota consumption for the recreator - filtered data (continued)

----- AREA_CODE=n MEDIA=UCRS Groundwater -----
 (continued)

Analyte	Ingestion of venison	Ingestion of fish	Ingestion of rabbit	Ingestion of quail	Chemical Total	% of Total
Cobalt						
Copper						
Iron						
Lead						
Manganese						
Mercury						
Nickel						
Thallium						
Uranium						
Vanadium						
Zinc						
Dissolved Alpha						
Dissolved Beta						
Pathway Total	3.7E-08		4.7E-10	2.8E-11	3.7E-08	
Fraction of Total	9.9E-01		1.3E-02	7.6E-04		

Table F.7 Systemic toxicity from direct contact for the child resident - filtered data

----- AREA_CODE=a MEDIA=RGA Groundwater -----

Analyte	Direct ingestion	Dermal contact while showering	Inh. of volatiles while showering	Inh. of volatiles from household use	Chemical Total	% of Total
Aluminum	1.91E-02	2.75E-04			1.94E-02	0.61
Barium	1.13E-01	2.33E-03			1.16E-01	3.65
Cadmium	1.03E+00	1.48E-01			1.18E+00	37.13
Iron	1.32E-02	1.27E-04			1.34E-02	0.42
Manganese	1.80E-01	6.48E-03			1.87E-01	5.89
Vanadium	1.45E+00	2.08E-01			1.65E+00	52.24
Zinc	1.92E-03	1.38E-05			1.93E-03	0.06
Pathway Total	2.80E+00	3.66E-01			3.17E+00	
Fraction of Total	8.85E-01	1.15E-01				

----- AREA_CODE=a MEDIA=UCRS Groundwater -----

Analyte	Direct ingestion	Dermal contact while showering	Inh. of volatiles while showering	Inh. of volatiles from household use	Chemical Total	% of Total
Arsenic	6.62E-01	2.32E-03			6.64E-01	31.23
Barium	4.86E-02	1.00E-03			4.96E-02	2.33
Manganese	8.61E-02	3.10E-03			8.92E-02	4.19
Nickel	1.99E-01	1.06E-03			2.00E-01	9.41
Thallium						
Vanadium	9.81E-01	1.41E-01			1.12E+00	52.74
Zinc	2.14E-03	1.54E-05			2.15E-03	0.10
Pathway Total	1.98E+00	1.49E-01			2.13E+00	
Fraction of Total	9.30E-01	6.99E-02				

----- AREA_CODE=b MEDIA=McNairy Groundwater -----

Analyte	Direct ingestion	Dermal contact while showering	Inh. of volatiles while showering	Inh. of volatiles from household use	Chemical Total	% of Total
Iron	9.69E-01	9.31E-03			9.79E-01	100.0
Pathway Total	9.69E-01	9.31E-03			9.79E-01	
Fraction of Total	9.90E-01	9.51E-03				

----- AREA_CODE=b MEDIA=RGA Groundwater -----

Analyte	Direct ingestion	Dermal contact while showering	Inh. of volatiles while showering	Inh. of volatiles from household use	Chemical Total	% of Total
Aluminum	2.12E-02	3.05E-04			2.15E-02	0.56
Arsenic	7.08E-01	2.49E-03			7.10E-01	18.48
Barium	1.79E-01	3.68E-03			1.83E-01	4.76
Beryllium	1.67E-01	2.41E-02			1.91E-01	4.97
Cadmium	7.24E-01	1.04E-01			8.28E-01	21.54
Iron	5.23E-02	5.02E-04			5.28E-02	1.37
Manganese	5.29E-01	1.90E-02			5.48E-01	14.25
Nickel	4.69E-01	2.50E-03			4.72E-01	12.27

Table F.7 Systemic toxicity from direct contact for the child resident - filtered data (continued)

----- AREA_CODE=b MEDIA=RGa Groundwater -----
(continued)

Analyte	Direct ingestion	Dermal contact while showering	Inh. of volatiles while showering	Inh. of volatiles from household use	Chemical Total	% of Total
Silver	4.06E-01	3.25E-03			4.09E-01	10.65
Vanadium	3.72E-01	5.36E-02			4.26E-01	11.07
Zinc	2.63E-03	1.89E-05			2.65E-03	0.07
Dissolved Alpha						
Dissolved Beta						
Pathway Total	3.63E+00	2.14E-01			3.84E+00	
Fraction of Total	9.44E-01	5.56E-02				

----- AREA_CODE=b MEDIA=UCRS Groundwater -----

Analyte	Direct ingestion	Dermal contact while showering	Inh. of volatiles while showering	Inh. of volatiles from household use	Chemical Total	% of Total
Arsenic	3.28E+00	1.15E-02			3.29E+00	0.02
Barium	4.02E-01	8.27E-03			4.11E-01	0.00
Cadmium	7.38E-01	1.06E-01			8.44E-01	0.00
Lead	2.01E+04	1.93E+02			2.03E+04	99.96
Manganese	4.22E-01	1.52E-02			4.37E-01	0.00
Mercury	2.25E-02	4.64E-04			2.30E-02	0.00
Nickel	1.28E+00	6.81E-03			1.28E+00	0.01
Thallium						
Vanadium	2.30E+00	3.31E-01			2.63E+00	0.01
Zinc	2.34E-03	1.69E-05			2.36E-03	0.00
Dissolved Alpha						
Dissolved Beta						
Pathway Total	2.01E+04	1.94E+02			2.03E+04	
Fraction of Total	9.90E-01	9.53E-03				

----- AREA_CODE=c MEDIA=RGa Groundwater -----

Analyte	Direct ingestion	Dermal contact while showering	Inh. of volatiles while showering	Inh. of volatiles from household use	Chemical Total	% of Total
Barium	9.64E-02	1.98E-03			9.84E-02	9.50
Iron	7.58E-02	7.28E-04			7.66E-02	7.39
Manganese	3.13E-01	1.13E-02			3.24E-01	31.29
Nickel	5.30E-01	2.82E-03			5.32E-01	51.42
Zinc	4.11E-03	2.96E-05			4.14E-03	0.40
Pathway Total	1.02E+00	1.68E-02			1.04E+00	
Fraction of Total	9.84E-01	1.62E-02				

Table F.7 Systemic toxicity from direct contact for the child resident - filtered data (continued)

----- AREA_CODE=c MEDIA=UCRS Groundwater -----

Analyte	Direct ingestion	Dermal contact while showering	Inh. of volatiles while showering	Inh. of volatiles from household use	Chemical Total	% of Total
Barium	4.52E-02	9.29E-04			4.61E-02	8.06
Manganese	2.13E-01	7.66E-03			2.20E-01	38.52
Vanadium	2.66E-01	3.83E-02			3.04E-01	53.13
Zinc	1.65E-03	1.19E-05			1.67E-03	0.29
Pathway Total	5.25E-01	4.69E-02			5.72E-01	
Fraction of Total	9.18E-01	8.19E-02				

----- AREA_CODE=d MEDIA=McNairy Groundwater -----

Analyte	Direct ingestion	Dermal contact while showering	Inh. of volatiles while showering	Inh. of volatiles from household use	Chemical Total	% of Total
Zinc	2.73E-02	1.96E-04			2.75E-02	100.0
Pathway Total	2.73E-02	1.96E-04			2.75E-02	
Fraction of Total	9.93E-01	7.15E-03				

----- AREA_CODE=d MEDIA=RGA Groundwater -----

Analyte	Direct ingestion	Dermal contact while showering	Inh. of volatiles while showering	Inh. of volatiles from household use	Chemical Total	% of Total
Arsenic	5.68E-01	1.99E-03			5.70E-01	11.68
Barium	2.21E-01	4.54E-03			2.25E-01	4.62
Beryllium	1.88E-01	2.71E-02			2.15E-01	4.41
Cadmium	1.04E+00	1.49E-01			1.19E+00	24.31
Chromium	6.25E-01	4.50E-02			6.70E-01	13.73
Manganese	1.34E+00	4.81E-02			1.38E+00	28.38
Nickel	2.50E-01	1.33E-03			2.51E-01	5.14
Thallium						
Vanadium	3.27E-01	4.71E-02			3.74E-01	7.67
Zinc	2.80E-03	2.01E-05			2.82E-03	0.06
Dissolved Alpha						
Dissolved Beta						
Pathway Total	4.55E+00	3.24E-01			4.88E+00	
Fraction of Total	9.33E-01	6.65E-02				

----- AREA_CODE=d MEDIA=UCRS Groundwater -----

Analyte	Direct ingestion	Dermal contact while showering	Inh. of volatiles while showering	Inh. of volatiles from household use	Chemical Total	% of Total
Aluminum	2.47E-02	3.56E-04			2.51E-02	0.30
Arsenic	6.14E-01	2.16E-03			6.16E-01	7.31
Barium	2.43E-01	5.00E-03			2.48E-01	2.95
Cobalt	2.77E-02	4.98E-05			2.77E-02	0.33
Iron	5.40E-01	5.19E-03			5.45E-01	6.47
Manganese	2.97E+00	1.07E-01			3.08E+00	36.58

Table F.7 Systemic toxicity from direct contact for the child resident - filtered data (continued)

----- AREA_CODE=d MEDIA=UCRS Groundwater -----
(continued)

Analyte	Direct ingestion	Dermal contact while showering	Inh. of volatiles while showering	Inh. of volatiles from household use	Chemical Total	% of Total
Nickel	1.06E-01	5.63E-04			1.06E-01	1.26
Uranium	1.98E+00	3.36E-03			1.99E+00	23.58
Vanadium	1.56E+00	2.25E-01			1.79E+00	21.19
Zinc	2.20E-03	1.58E-05			2.21E-03	0.03
Pathway Total	8.08E+00	3.49E-01			8.43E+00	
Fraction of Total	9.59E-01	4.14E-02				

----- AREA_CODE=e MEDIA=McNairy Groundwater -----

Analyte	Direct ingestion	Dermal contact while showering	Inh. of volatiles while showering	Inh. of volatiles from household use	Chemical Total	% of Total
Iron	2.29E+00	2.20E-02			2.31E+00	32.57
Manganese	5.86E-01	2.11E-02			6.07E-01	8.56
Vanadium	3.65E+00	5.25E-01			4.17E+00	58.86
Pathway Total	6.52E+00	5.68E-01			7.09E+00	
Fraction of Total	9.20E-01	8.02E-02				

----- AREA_CODE=e MEDIA=RGa Groundwater -----

Analyte	Direct ingestion	Dermal contact while showering	Inh. of volatiles while showering	Inh. of volatiles from household use	Chemical Total	% of Total
Barium	7.09E-02	1.46E-03			7.24E-02	4.42
Beryllium	1.49E-01	2.15E-02			1.71E-01	10.44
Cobalt	2.71E-02	4.88E-05			2.72E-02	1.66
Iron	7.79E-02	7.48E-04			7.87E-02	4.80
Manganese	7.45E-02	2.68E-03			7.72E-02	4.71
Molybdenum	3.40E-01	1.29E-03			3.41E-01	20.84
Thallium						
Vanadium	7.57E-01	1.09E-01			8.66E-01	52.88
Zinc	3.95E-03	2.84E-05			3.98E-03	0.24
Dissolved Alpha						
Dissolved Beta						
Pathway Total	1.50E+00	1.37E-01			1.64E+00	
Fraction of Total	9.16E-01	8.35E-02				

----- AREA_CODE=e MEDIA=UCRS Groundwater -----

Analyte	Direct ingestion	Dermal contact while showering	Inh. of volatiles while showering	Inh. of volatiles from household use	Chemical Total	% of Total
Barium	3.78E-01	7.78E-03			3.86E-01	11.10
Manganese	4.13E-02	1.49E-03			4.28E-02	1.23
Nickel	9.57E-01	5.10E-03			9.62E-01	27.66
Vanadium	1.82E+00	2.62E-01			2.08E+00	59.91

Table F.7 Systemic toxicity from direct contact for the child resident - filtered data (continued)

----- AREA_CODE=e MEDIA=UCRS Groundwater -----
 (continued)

Analyte	Direct ingestion	Dermal contact while showering	Inh. of volatiles while showering	Inh. of volatiles from household use	Chemical Total	% of Total
Zinc	3.59E-03	2.58E-05			3.61E-03	0.10
Pathway Total	3.20E+00	2.77E-01			3.48E+00	
Fraction of Total	9.20E-01	7.96E-02				

----- AREA_CODE=f MEDIA=McNairy Groundwater -----

Analyte	Direct ingestion	Dermal contact while showering	Inh. of volatiles while showering	Inh. of volatiles from household use	Chemical Total	% of Total
Barium	1.40E-01	2.88E-03			1.43E-01	100.0
Pathway Total	1.40E-01	2.88E-03			1.43E-01	
Fraction of Total	9.80E-01	2.02E-02				

----- AREA_CODE=f MEDIA=RGa Groundwater -----

Analyte	Direct ingestion	Dermal contact while showering	Inh. of volatiles while showering	Inh. of volatiles from household use	Chemical Total	% of Total
Barium	9.73E-02	2.00E-03			9.93E-02	4.06
Cadmium	1.01E+00	1.46E-01			1.16E+00	47.36
Iron	2.28E-02	2.19E-04			2.30E-02	0.94
Manganese	8.22E-02	2.96E-03			8.52E-02	3.49
Nickel	2.90E-01	1.55E-03			2.92E-01	11.93
Vanadium	6.86E-01	9.88E-02			7.85E-01	32.10
Zinc	3.01E-03	2.16E-05			3.03E-03	0.12
Pathway Total	2.19E+00	2.51E-01			2.44E+00	
Fraction of Total	8.97E-01	1.03E-01				

----- AREA_CODE=f MEDIA=UCRS Groundwater -----

Analyte	Direct ingestion	Dermal contact while showering	Inh. of volatiles while showering	Inh. of volatiles from household use	Chemical Total	% of Total
Barium	8.02E-02	1.65E-03			8.18E-02	19.66
Manganese	1.88E-02	6.78E-04			1.95E-02	4.69
Vanadium	2.72E-01	3.92E-02			3.12E-01	74.85
Zinc	3.31E-03	2.38E-05			3.33E-03	0.80
Pathway Total	3.75E-01	4.16E-02			4.16E-01	
Fraction of Total	9.00E-01	9.99E-02				

Table F.7 Systemic toxicity from direct contact for the child resident - filtered data (continued)

----- AREA_CODE=g MEDIA=McNairy Groundwater -----

Analyte	Direct ingestion	Dermal contact while showering	Inh. of volatiles while showering	Inh. of volatiles from household use	Chemical Total	% of Total
Iron	1.17E+00	1.13E-02			1.18E+00	100.0
Pathway Total	1.17E+00	1.13E-02			1.18E+00	
Fraction of Total	9.90E-01	9.51E-03				

----- AREA_CODE=g MEDIA=RGa Groundwater -----

Analyte	Direct ingestion	Dermal contact while showering	Inh. of volatiles while showering	Inh. of volatiles from household use	Chemical Total	% of Total
Aluminum	1.95E-02	2.81E-04			1.98E-02	0.00
Cadmium	9.81E-01	1.41E-01			1.12E+00	0.00
Chromium	6.18E-01	4.45E-02			6.62E-01	0.00
Iron	3.40E-02	3.27E-04			3.44E-02	0.00
Lead	4.59E+04	4.41E+02			4.63E+04	100.0
Manganese	4.78E-02	1.72E-03			4.95E-02	0.00
Nickel	3.99E-01	2.13E-03			4.01E-01	0.00
Thallium						
Zinc	4.00E-03	2.88E-05			4.03E-03	0.00
Pathway Total	4.59E+04	4.41E+02			4.63E+04	
Fraction of Total	9.90E-01	9.51E-03				

----- AREA_CODE=g MEDIA=UCRS Groundwater -----

Analyte	Direct ingestion	Dermal contact while showering	Inh. of volatiles while showering	Inh. of volatiles from household use	Chemical Total	% of Total
Aluminum	3.89E-02	5.60E-04			3.95E-02	1.92
Manganese	8.37E-01	3.01E-02			8.67E-01	42.17
Vanadium	1.00E+00	1.44E-01			1.15E+00	55.78
Zinc	2.70E-03	1.95E-05			2.72E-03	0.13
Pathway Total	1.88E+00	1.75E-01			2.06E+00	
Fraction of Total	9.15E-01	8.51E-02				

----- AREA_CODE=h MEDIA=Other Groundwater -----

Analyte	Direct ingestion	Dermal contact while showering	Inh. of volatiles while showering	Inh. of volatiles from household use	Chemical Total	% of Total
Barium	5.15E-02	1.06E-03			5.26E-02	5.21
Manganese	1.46E-02	5.27E-04			1.52E-02	1.50
Nickel	1.78E-01	9.51E-04			1.79E-01	17.75
Thallium						
Vanadium	6.65E-01	9.57E-02			7.61E-01	75.28
Zinc	2.73E-03	1.96E-05			2.75E-03	0.27
Pathway Total	9.12E-01	9.83E-02			1.01E+00	
Fraction of Total	9.03E-01	9.73E-02				

Table F.7 Systemic toxicity from direct contact for the child resident - filtered data (continued)

----- AREA_CODE=h MEDIA=RGa Groundwater -----

Analyte	Direct ingestion	Dermal contact while showering	Inh. of volatiles while showering	Inh. of volatiles from household use	Chemical Total	% of Total
Barium	8.19E-02	1.69E-03			8.36E-02	9.84
Vanadium	6.70E-01	9.65E-02			7.66E-01	90.16
Pathway Total	7.52E-01	9.81E-02			8.50E-01	
Fraction of Total	8.85E-01	1.15E-01				

----- AREA_CODE=h MEDIA=UCRS Groundwater -----

Analyte	Direct ingestion	Dermal contact while showering	Inh. of volatiles while showering	Inh. of volatiles from household use	Chemical Total	% of Total
Barium	5.72E-02	1.18E-03			5.83E-02	3.47
Manganese	5.12E-02	1.84E-03			5.31E-02	3.16
Nickel	9.09E-01	4.85E-03			9.14E-01	54.34
Vanadium	5.73E-01	8.25E-02			6.55E-01	38.96
Zinc	1.32E-03	9.52E-06			1.33E-03	0.08
Pathway Total	1.59E+00	9.03E-02			1.68E+00	
Fraction of Total	9.46E-01	5.37E-02				

----- AREA_CODE=i MEDIA=McNairy Groundwater -----

Analyte	Direct ingestion	Dermal contact while showering	Inh. of volatiles while showering	Inh. of volatiles from household use	Chemical Total	% of Total
Manganese	1.06E+00	3.83E-02			1.10E+00	38.46
Vanadium	1.54E+00	2.22E-01			1.76E+00	61.54
Pathway Total	2.60E+00	2.60E-01			2.86E+00	
Fraction of Total	9.09E-01	9.08E-02				

----- AREA_CODE=i MEDIA=RGa Groundwater -----

Analyte	Direct ingestion	Dermal contact while showering	Inh. of volatiles while showering	Inh. of volatiles from household use	Chemical Total	% of Total
Antimony	5.79E+00	4.17E-01			6.21E+00	70.17
Arsenic	5.73E-01	2.01E-03			5.75E-01	6.51
Barium	8.30E-02	1.71E-03			8.47E-02	0.96
Beryllium	1.16E-01	1.67E-02			1.32E-01	1.50
Boron	2.11E-01	3.38E-04			2.12E-01	2.39
Cerium						
Chromium	5.50E-01	3.96E-02			5.90E-01	6.67
Copper	1.64E-02	7.88E-05			1.65E-02	0.19
Gallium						
Lithium	1.32E-01	2.38E-04			1.33E-01	1.50
Manganese	7.96E-02	2.87E-03			8.25E-02	0.93
Thorium						
Titanium						
Vanadium	7.08E-01	1.02E-01			8.10E-01	9.16

Table F.7 Systemic toxicity from direct contact for the child resident - filtered data (continued)

----- AREA_CODE=i MEDIA=RGa Groundwater -----
(continued)

Analyte	Direct ingestion	Dermal contact while showering	Inh. of volatiles while showering	Inh. of volatiles from household use	Chemical Total	% of Total
Zinc	3.29E-03	2.37E-05			3.31E-03	0.04
Zirconium						
Dissolved Alpha						
Dissolved Beta						
Pathway Total	8.26E+00	5.82E-01			8.84E+00	
Fraction of Total	9.34E-01	6.58E-02				

----- AREA_CODE=i MEDIA=UCRS Groundwater -----

Analyte	Direct ingestion	Dermal contact while showering	Inh. of volatiles while showering	Inh. of volatiles from household use	Chemical Total	% of Total
Antimony	3.74E+00	2.69E-01			4.01E+00	0.01
Arsenic	1.78E+00	6.24E-03			1.78E+00	0.01
Barium	2.58E-01	5.30E-03			2.63E-01	0.00
Cadmium	8.57E-01	1.23E-01			9.80E-01	0.00
Chromium	5.77E-01	4.16E-02			6.19E-01	0.00
Cobalt	2.80E-02	5.04E-05			2.80E-02	0.00
Copper	3.16E-01	1.52E-03			3.18E-01	0.00
Iron	2.61E-02	2.51E-04			2.64E-02	0.00
Lead	2.92E+04	2.80E+02			2.95E+04	99.95
Manganese	2.31E+00	8.33E-02			2.40E+00	0.01
Mercury	2.78E-02	5.71E-04			2.83E-02	0.00
Nickel	2.01E-01	1.07E-03			2.02E-01	0.00
Uranium	2.45E-01	4.15E-04			2.46E-01	0.00
Vanadium	2.91E+00	4.20E-01			3.33E+00	0.01
Zinc	4.65E-02	3.35E-04			4.68E-02	0.00
Dissolved Alpha						
Dissolved Beta						
Pathway Total	2.92E+04	2.81E+02			2.95E+04	
Fraction of Total	9.90E-01	9.54E-03				

----- AREA_CODE=j MEDIA=McNairy Groundwater -----

Analyte	Direct ingestion	Dermal contact while showering	Inh. of volatiles while showering	Inh. of volatiles from household use	Chemical Total	% of Total
Aluminum	1.16E-01	1.68E-03			1.18E-01	0.45
Arsenic	1.68E+01	5.88E-02			1.68E+01	64.19
Manganese	4.77E+00	1.72E-01			4.94E+00	18.88
Molybdenum	4.30E+00	1.63E-02			4.31E+00	16.48
Pathway Total	2.59E+01	2.49E-01			2.62E+01	
Fraction of Total	9.91E-01	9.49E-03				

Table F.7 Systemic toxicity from direct contact for the child resident - filtered data (continued)

----- AREA_CODE=j MEDIA=RGa Groundwater -----

Analyte	Direct ingestion	Dermal contact while showering	Inh. of volatiles while showering	Inh. of volatiles from household use	Chemical Total	% of Total
Manganese	3.45E+00	1.24E-01			3.57E+00	55.07
Molybdenum	1.80E+00	6.83E-03			1.81E+00	27.90
Thallium						
Vanadium	9.65E-01	1.39E-01			1.10E+00	17.02
Pathway Total	6.22E+00	2.70E-01			6.49E+00	
Fraction of Total	9.58E-01	4.16E-02				

----- AREA_CODE=k MEDIA=Other Groundwater -----

Analyte	Direct ingestion	Dermal contact while showering	Inh. of volatiles while showering	Inh. of volatiles from household use	Chemical Total	% of Total
Aluminum	1.73E-01	2.50E-03			1.76E-01	0.00
Arsenic	8.24E-01	2.89E-03			8.27E-01	0.00
Barium	4.46E-02	9.18E-04			4.55E-02	0.00
Beryllium	4.48E-01	6.45E-02			5.13E-01	0.00
Cadmium	1.18E+00	1.70E-01			1.35E+00	0.00
Cobalt	9.64E-02	1.73E-04			9.65E-02	0.00
Iron	8.16E+00	7.84E-02			8.24E+00	0.02
Lead	4.56E+04	4.38E+02			4.61E+04	99.95
Manganese	9.80E+00	3.53E-01			1.01E+01	0.02
Nickel	3.82E-01	2.04E-03			3.84E-01	0.00
Strontium	1.01E-01	7.28E-04			1.02E-01	0.00
Uranium	1.13E-01	1.92E-04			1.13E-01	0.00
Vanadium	2.04E+00	2.93E-01			2.33E+00	0.01
Zinc	1.56E-02	1.12E-04			1.57E-02	0.00
Pathway Total	4.57E+04	4.39E+02			4.61E+04	
Fraction of Total	9.90E-01	9.52E-03				

----- AREA_CODE=l MEDIA=McNairy Groundwater -----

Analyte	Direct ingestion	Dermal contact while showering	Inh. of volatiles while showering	Inh. of volatiles from household use	Chemical Total	% of Total
Iron	8.72E-01	8.37E-03			8.81E-01	97.19
Zinc	2.53E-02	1.82E-04			2.55E-02	2.81
Pathway Total	8.98E-01	8.56E-03			9.06E-01	
Fraction of Total	9.91E-01	9.44E-03				

----- AREA_CODE=l MEDIA=RGa Groundwater -----

Analyte	Direct ingestion	Dermal contact while showering	Inh. of volatiles while showering	Inh. of volatiles from household use	Chemical Total	% of Total
Aluminum	1.87E-02	2.70E-04			1.90E-02	0.45
Arsenic	6.76E-01	2.38E-03			6.79E-01	16.00
Barium	2.04E-01	4.19E-03			2.08E-01	4.91

Table F.7 Systemic toxicity from direct contact for the child resident - filtered data (continued)

----- AREA_CODE=1 MEDIA=RGa Groundwater -----
(continued)

Analyte	Direct ingestion	Dermal contact while showering	Inh. of volatiles while showering	Inh. of volatiles from household use	Chemical Total	% of Total
Beryllium	1.61E-01	2.32E-02			1.84E-01	4.35
Cadmium	8.15E-01	1.17E-01			9.32E-01	21.96
Chromium	5.48E-01	3.95E-02			5.88E-01	13.85
Iron	6.11E-02	5.86E-04			6.17E-02	1.45
Manganese	5.09E-01	1.83E-02			5.27E-01	12.42
Nickel	1.89E-01	1.01E-03			1.90E-01	4.48
Silver	3.90E-01	3.12E-03			3.93E-01	9.26
Thallium						
Vanadium	4.01E-01	5.77E-02			4.58E-01	10.81
Zinc	2.93E-03	2.11E-05			2.95E-03	0.07
Dissolved Alpha						
Dissolved Beta						
Pathway Total	3.98E+00	2.68E-01			4.24E+00	
Fraction of Total	9.37E-01	6.31E-02				

----- AREA_CODE=1 MEDIA=UCRS Groundwater -----

Analyte	Direct ingestion	Dermal contact while showering	Inh. of volatiles while showering	Inh. of volatiles from household use	Chemical Total	% of Total
Aluminum	1.84E-02	2.65E-04			1.87E-02	0.00
Arsenic	2.81E+00	9.86E-03			2.82E+00	0.01
Barium	2.76E-01	5.68E-03			2.82E-01	0.00
Cadmium	7.48E-01	1.08E-01			8.56E-01	0.00
Cobalt	2.73E-02	4.91E-05			2.73E-02	0.00
Iron	3.55E-01	3.41E-03			3.58E-01	0.00
Lead	2.31E+04	2.21E+02			2.33E+04	99.97
Manganese	5.21E-01	1.88E-02			5.40E-01	0.00
Mercury	2.25E-02	4.63E-04			2.30E-02	0.00
Nickel	5.14E-01	2.74E-03			5.17E-01	0.00
Thallium						
Uranium	3.90E-01	6.61E-04			3.91E-01	0.00
Vanadium	1.68E+00	2.41E-01			1.92E+00	0.01
Zinc	1.63E-03	1.17E-05			1.64E-03	0.00
Dissolved Alpha						
Dissolved Beta						
Pathway Total	2.31E+04	2.22E+02			2.33E+04	
Fraction of Total	9.90E-01	9.52E-03				

----- AREA_CODE=m MEDIA=McNairy Groundwater -----

Analyte	Direct ingestion	Dermal contact while showering	Inh. of volatiles while showering	Inh. of volatiles from household use	Chemical Total	% of Total
Aluminum	2.17E-02	3.12E-04			2.20E-02	0.32
Arsenic	1.90E+00	6.66E-03			1.90E+00	27.58
Barium	1.68E-01	3.46E-03			1.72E-01	2.49
Iron	1.65E+00	1.59E-02			1.67E+00	24.18
Manganese	1.35E+00	4.86E-02			1.40E+00	20.26
Molybdenum	4.39E-01	1.66E-03			4.40E-01	6.38

Table F.7 Systemic toxicity from direct contact for the child resident - filtered data (continued)

----- AREA_CODE=m MEDIA=McNairy Groundwater -----
(continued)

Analyte	Direct ingestion	Dermal contact while showering	Inh. of volatiles while showering	Inh. of volatiles from household use	Chemical Total	% of Total
Vanadium	1.13E+00	1.63E-01			1.30E+00	18.79
Pathway Total	6.67E+00	2.40E-01			6.91E+00	
Fraction of Total	9.65E-01	3.47E-02				

----- AREA_CODE=m MEDIA=Other Groundwater -----

Analyte	Direct ingestion	Dermal contact while showering	Inh. of volatiles while showering	Inh. of volatiles from household use	Chemical Total	% of Total
Aluminum	3.31E-02	4.76E-04			3.35E-02	0.00
Arsenic	7.50E-01	2.63E-03			7.53E-01	0.00
Barium	9.58E-02	1.97E-03			9.78E-02	0.00
Beryllium	1.80E-01	2.59E-02			2.05E-01	0.00
Cadmium	1.06E+00	1.53E-01			1.22E+00	0.00
Cobalt	6.64E-02	1.20E-04			6.65E-02	0.00
Iron	5.05E-01	4.85E-03			5.10E-01	0.00
Lead	4.56E+04	4.38E+02			4.61E+04	99.99
Manganese	8.77E-01	3.16E-02			9.09E-01	0.00
Nickel	2.16E-01	1.15E-03			2.17E-01	0.00
Strontium	1.01E-01	7.28E-04			1.02E-01	0.00
Thallium						
Uranium	1.13E-01	1.92E-04			1.13E-01	0.00
Vanadium	9.02E-01	1.30E-01			1.03E+00	0.00
Zinc	5.04E-03	3.63E-05			5.07E-03	0.00
Pathway Total	4.56E+04	4.38E+02			4.61E+04	
Fraction of Total	9.90E-01	9.52E-03				

----- AREA_CODE=m MEDIA=RGa Groundwater -----

Analyte	Direct ingestion	Dermal contact while showering	Inh. of volatiles while showering	Inh. of volatiles from household use	Chemical Total	% of Total
Aluminum	1.41E-02	2.03E-04			1.43E-02	0.00
Antimony	8.36E+00	6.02E-01			8.96E+00	0.03
Arsenic	5.68E-01	1.99E-03			5.70E-01	0.00
Barium	7.98E-02	1.64E-03			8.15E-02	0.00
Beryllium	1.29E-01	1.86E-02			1.48E-01	0.00
Boron	2.11E-01	3.38E-04			2.12E-01	0.00
Cadmium	8.76E-01	1.26E-01			1.00E+00	0.00
Cerium						
Chromium	5.65E-01	4.07E-02			6.06E-01	0.00
Cobalt	2.64E-02	4.76E-05			2.65E-02	0.00
Copper	1.42E-02	6.82E-05			1.43E-02	0.00
Gallium						
Iron	5.04E-02	4.84E-04			5.09E-02	0.00
Lead	3.13E+04	3.01E+02			3.16E+04	99.96
Lithium	1.32E-01	2.38E-04			1.33E-01	0.00
Manganese	7.49E-02	2.70E-03			7.76E-02	0.00
Molybdenum	3.35E-01	1.27E-03			3.36E-01	0.00
Nickel	1.35E-01	7.21E-04			1.36E-01	0.00

Table F.7 Systemic toxicity from direct contact for the child resident - filtered data (continued)

----- AREA_CODE=m MEDIA=RGa Groundwater -----
(continued)

Analyte	Direct ingestion	Dermal contact while showering	Inh. of volatiles while showering	Inh. of volatiles from household use	Chemical Total	% of Total
Thallium						
Thorium						
Titanium						
Vanadium	8.55E-01	1.23E-01			9.78E-01	0.00
Zinc	3.15E-03	2.27E-05			3.17E-03	0.00
Zirconium						
Dissolved Alpha						
Dissolved Beta						
Pathway Total	3.13E+04	3.02E+02			3.16E+04	
Fraction of Total	9.90E-01	9.53E-03				

----- AREA_CODE=m MEDIA=UCRS Groundwater -----

Analyte	Direct ingestion	Dermal contact while showering	Inh. of volatiles while showering	Inh. of volatiles from household use	Chemical Total	% of Total
Aluminum	2.75E-02	3.96E-04			2.79E-02	0.00
Antimony	7.98E+00	5.75E-01			8.56E+00	0.02
Arsenic	6.49E-01	2.28E-03			6.51E-01	0.00
Barium	2.34E-01	4.80E-03			2.38E-01	0.00
Cadmium	8.99E-01	1.29E-01			1.03E+00	0.00
Chromium	5.79E-01	4.17E-02			6.20E-01	0.00
Cobalt	2.76E-02	4.96E-05			2.76E-02	0.00
Copper	1.09E-01	5.22E-04			1.09E-01	0.00
Iron	2.09E-02	2.01E-04			2.11E-02	0.00
Lead	3.44E+04	3.30E+02			3.47E+04	99.96
Manganese	2.27E-01	8.17E-03			2.35E-01	0.00
Mercury	2.68E-02	5.52E-04			2.74E-02	0.00
Nickel	2.12E-01	1.13E-03			2.13E-01	0.00
Uranium	2.16E-01	3.66E-04			2.16E-01	0.00
Vanadium	1.87E+00	2.70E-01			2.14E+00	0.01
Zinc	2.36E-02	1.70E-04			2.37E-02	0.00
Dissolved Alpha						
Dissolved Beta						
Pathway Total	3.44E+04	3.31E+02			3.47E+04	
Fraction of Total	9.90E-01	9.53E-03				

----- AREA_CODE=n MEDIA=McNairy Groundwater -----

Analyte	Direct ingestion	Dermal contact while showering	Inh. of volatiles while showering	Inh. of volatiles from household use	Chemical Total	% of Total
Aluminum	1.85E-02	2.67E-04			1.88E-02	0.37
Arsenic	1.57E+00	5.50E-03			1.57E+00	30.98
Barium	1.60E-01	3.30E-03			1.64E-01	3.22
Iron	1.30E+00	1.25E-02			1.31E+00	25.88
Manganese	4.81E-01	1.73E-02			4.98E-01	9.81
Molybdenum	4.09E-01	1.55E-03			4.11E-01	8.09
Vanadium	9.53E-01	1.37E-01			1.09E+00	21.48
Zinc	8.01E-03	5.76E-05			8.06E-03	0.16

Table F.7 Systemic toxicity from direct contact for the child resident - filtered data (continued)

----- AREA_CODE=n MEDIA=McNairy Groundwater -----
(continued)

Analyte	Direct ingestion	Dermal contact while showering	Inh. of volatiles while showering	Inh. of volatiles from household use	Chemical Total	% of Total
Pathway Total	4.90E+00	1.78E-01			5.07E+00	
Fraction of Total	9.65E-01	3.50E-02				

----- AREA_CODE=n MEDIA=Other Groundwater -----

Analyte	Direct ingestion	Dermal contact while showering	Inh. of volatiles while showering	Inh. of volatiles from household use	Chemical Total	% of Total
Aluminum	3.31E-02	4.76E-04			3.35E-02	0.00
Arsenic	7.50E-01	2.63E-03			7.53E-01	0.00
Barium	9.58E-02	1.97E-03			9.78E-02	0.00
Beryllium	1.80E-01	2.59E-02			2.05E-01	0.00
Cadmium	1.06E+00	1.53E-01			1.22E+00	0.00
Cobalt	6.64E-02	1.20E-04			6.65E-02	0.00
Iron	5.05E-01	4.85E-03			5.10E-01	0.00
Lead	4.56E+04	4.38E+02			4.61E+04	99.99
Manganese	8.77E-01	3.16E-02			9.09E-01	0.00
Nickel	2.16E-01	1.15E-03			2.17E-01	0.00
Strontium	1.01E-01	7.28E-04			1.02E-01	0.00
Thallium						
Uranium	1.13E-01	1.92E-04			1.13E-01	0.00
Vanadium	9.02E-01	1.30E-01			1.03E+00	0.00
Zinc	5.04E-03	3.63E-05			5.07E-03	0.00
Pathway Total	4.56E+04	4.38E+02			4.61E+04	
Fraction of Total	9.90E-01	9.52E-03				

----- AREA_CODE=n MEDIA=RGa Groundwater -----

Analyte	Direct ingestion	Dermal contact while showering	Inh. of volatiles while showering	Inh. of volatiles from household use	Chemical Total	% of Total
Aluminum	1.58E-02	2.27E-04			1.60E-02	0.00
Antimony	8.97E+00	6.46E-01			9.61E+00	0.03
Arsenic	6.18E-01	2.17E-03			6.20E-01	0.00
Barium	8.08E-02	1.66E-03			8.25E-02	0.00
Beryllium	1.38E-01	1.99E-02			1.58E-01	0.00
Boron	2.11E-01	3.38E-04			2.12E-01	0.00
Cadmium	8.37E-01	1.21E-01			9.57E-01	0.00
Cerium						
Chromium	5.55E-01	4.00E-02			5.95E-01	0.00
Cobalt	2.68E-02	4.83E-05			2.69E-02	0.00
Copper	1.43E-02	6.87E-05			1.44E-02	0.00
Gallium						
Iron	5.17E-02	4.96E-04			5.22E-02	0.00
Lead	2.91E+04	2.80E+02			2.94E+04	99.95
Lithium	1.32E-01	2.38E-04			1.33E-01	0.00
Manganese	2.57E-01	9.24E-03			2.66E-01	0.00
Molybdenum	3.36E-01	1.27E-03			3.37E-01	0.00
Nickel	1.49E-01	7.96E-04			1.50E-01	0.00
Silver	3.63E-01	2.90E-03			3.65E-01	0.00

Table F.7 Systemic toxicity from direct contact for the child resident - filtered data (continued)

----- AREA_CODE=n MEDIA=RGa Groundwater -----
 (continued)

Analyte	Direct ingestion	Dermal contact while showering	Inh. of volatiles while showering	Inh. of volatiles from household use	Chemical Total	% of Total
Thallium						
Thorium						
Titanium						
Vanadium	3.86E-01	5.55E-02			4.41E-01	0.00
Zinc	2.99E-03	2.15E-05			3.01E-03	0.00
Zirconium						
Dissolved Alpha						
Dissolved Beta						
Pathway Total	2.91E+04	2.81E+02			2.94E+04	
Fraction of Total	9.90E-01	9.53E-03				

----- AREA_CODE=n MEDIA=UCRS Groundwater -----

Analyte	Direct ingestion	Dermal contact while showering	Inh. of volatiles while showering	Inh. of volatiles from household use	Chemical Total	% of Total
Aluminum	1.56E-02	2.25E-04			1.59E-02	0.00
Antimony	7.53E+00	5.42E-01			8.07E+00	0.03
Arsenic	2.48E+00	8.71E-03			2.49E+00	0.01
Barium	2.49E-01	5.11E-03			2.54E-01	0.00
Cadmium	7.67E-01	1.10E-01			8.77E-01	0.00
Chromium	5.49E-01	3.95E-02			5.88E-01	0.00
Cobalt	2.73E-02	4.91E-05			2.73E-02	0.00
Copper	6.79E-02	3.26E-04			6.82E-02	0.00
Iron	2.79E-01	2.68E-03			2.82E-01	0.00
Lead	2.48E+04	2.38E+02			2.50E+04	99.94
Manganese	3.80E-01	1.37E-02			3.94E-01	0.00
Mercury	2.30E-02	4.73E-04			2.35E-02	0.00
Nickel	3.99E-01	2.13E-03			4.01E-01	0.00
Thallium						
Uranium	6.19E-01	1.05E-03			6.21E-01	0.00
Vanadium	1.64E+00	2.37E-01			1.88E+00	0.01
Zinc	9.07E-03	6.53E-05			9.14E-03	0.00
Dissolved Alpha						
Dissolved Beta						
Pathway Total	2.48E+04	2.39E+02			2.51E+04	
Fraction of Total	9.90E-01	9.54E-03				

Table F.8 Systemic toxicity from biota consumption for the child resident - filtered data

----- AREA_CODE=a MEDIA=RGa Groundwater -----

Analyte	Ingestion of vegetables	Ingestion of beef	Ingestion of milk	Ingestion of chicken	Ingestion of turkey	Ingestion of pork	Ingestion of eggs	Chemical Total	% of Total
Aluminum	1.29E-02	5.74E-05	9.98E-05					1.31E-02	0.79
Barium	7.68E-02	4.53E-05	1.42E-03	9.22E-06	3.84E-05		4.23E-04	7.87E-02	4.77
Cadmium	4.77E-01	4.11E-04	1.34E-02	3.72E-03	1.55E-02	1.17E-03	2.13E-04	5.12E-01	31.02
Iron	8.91E-03	5.29E-04	1.04E-05	1.20E-04	4.99E-04	5.24E-05	5.49E-05	1.02E-02	0.62
Manganese	4.74E-02	5.92E-05	4.63E-05	2.68E-05	1.12E-04	3.24E-05	1.47E-05	4.77E-02	2.89
Vanadium	9.77E-01	7.23E-03	7.55E-04					9.85E-01	59.69
Zinc	2.23E-03	3.83E-04	5.00E-04	1.21E-04	5.06E-04	4.38E-05	2.39E-05	3.81E-03	0.23
Pathway Total	1.60E+00	8.72E-03	1.63E-02	4.00E-03	1.67E-02	1.30E-03	7.30E-04	1.65E+00	
Fraction of Total	9.71E-01	5.28E-03	9.85E-03	2.42E-03	1.01E-02	7.90E-04	4.42E-04		

----- AREA_CODE=a MEDIA=UCRS Groundwater -----

Analyte	Ingestion of vegetables	Ingestion of beef	Ingestion of milk	Ingestion of chicken	Ingestion of turkey	Ingestion of pork	Ingestion of eggs	Chemical Total	% of Total
Arsenic	4.58E-01	2.65E-03	1.04E-03					4.61E-01	32.32
Barium	3.30E-02	1.94E-05	6.09E-04	3.96E-06	1.65E-05		1.82E-04	3.38E-02	2.37
Manganese	2.26E-02	2.83E-05	2.22E-05	1.28E-05	5.33E-05	1.55E-05	7.05E-06	2.28E-02	1.60
Nickel	1.52E-01	1.99E-03	8.31E-02					2.38E-01	16.64
Thallium									
Vanadium	6.62E-01	4.90E-03	5.12E-04					6.68E-01	46.77
Zinc	2.49E-03	4.27E-04	5.58E-04	1.35E-04	5.64E-04	4.88E-05	2.66E-05	4.24E-03	0.30
Pathway Total	1.33E+00	1.00E-02	8.59E-02	1.52E-04	6.34E-04	6.43E-05	2.15E-04	1.43E+00	
Fraction of Total	9.32E-01	7.02E-03	6.02E-02	1.07E-04	4.44E-04	4.51E-05	1.51E-04		

----- AREA_CODE=b MEDIA=McNairy Groundwater -----

Analyte	Ingestion of vegetables	Ingestion of beef	Ingestion of milk	Ingestion of chicken	Ingestion of turkey	Ingestion of pork	Ingestion of eggs	Chemical Total	% of Total
Iron	6.53E-01	3.88E-02	7.59E-04	8.77E-03	3.65E-02	3.84E-03	4.02E-03	7.46E-01	100.0
Pathway Total	6.53E-01	3.88E-02	7.59E-04	8.77E-03	3.65E-02	3.84E-03	4.02E-03	7.46E-01	
Fraction of Total	8.76E-01	5.20E-02	1.02E-03	1.18E-02	4.90E-02	5.15E-03	5.40E-03		

----- AREA_CODE=b MEDIA=RGa Groundwater -----

Analyte	Ingestion of vegetables	Ingestion of beef	Ingestion of milk	Ingestion of chicken	Ingestion of turkey	Ingestion of pork	Ingestion of eggs	Chemical Total	% of Total
Aluminum	1.43E-02	6.35E-05	1.10E-04					1.45E-02	0.60
Arsenic	4.89E-01	2.83E-03	1.11E-03					4.93E-01	20.38
Barium	1.21E-01	7.17E-05	2.24E-03	1.46E-05	6.08E-05		6.69E-04	1.25E-01	5.15
Beryllium	1.13E-01	3.34E-04	3.92E-06					1.13E-01	4.69
Cadmium	3.36E-01	2.89E-04	9.44E-03	2.62E-03	1.09E-02	8.26E-04	1.50E-04	3.60E-01	14.88
Iron	3.52E-02	2.09E-03	4.09E-05	4.73E-04	1.97E-03	2.07E-04	2.17E-04	4.02E-02	1.66
Manganese	1.39E-01	1.74E-04	1.36E-04	7.86E-05	3.27E-04	9.52E-05	4.33E-05	1.40E-01	5.78
Nickel	3.59E-01	4.69E-03	1.96E-01					5.60E-01	23.14
Silver	2.73E-01	2.44E-03	5.30E-04	7.35E-03	3.06E-02	1.24E-03		3.15E-01	13.03
Vanadium	2.51E-01	1.86E-03	1.94E-04					2.53E-01	10.47
Zinc	3.06E-03	5.25E-04	6.86E-04	1.66E-04	6.93E-04	6.00E-05	3.27E-05	5.22E-03	0.22
Dissolved Alpha									
Dissolved Beta									
Pathway Total	2.13E+00	1.54E-02	2.10E-01	1.07E-02	4.46E-02	2.43E-03	1.11E-03	2.42E+00	
Fraction of Total	8.82E-01	6.35E-03	8.70E-02	4.42E-03	1.84E-02	1.00E-03	4.60E-04		

Table F.8 Systemic toxicity from biota consumption for the child resident - filtered data (continued)

----- AREA_CODE=b MEDIA=UCRS Groundwater -----

Analyte	Ingestion of vegetables	Ingestion of beef	Ingestion of milk	Ingestion of chicken	Ingestion of turkey	Ingestion of pork	Ingestion of eggs	Chemical Total	% of Total
Arsenic	2.27E+00	1.31E-02	5.14E-03					2.29E+00	0.02
Barium	2.73E-01	1.61E-04	5.04E-03	3.28E-05	1.36E-04		1.50E-03	2.80E-01	0.00
Cadmium	3.42E-01	2.95E-04	9.63E-03	2.67E-03	1.11E-02	8.43E-04	1.53E-04	3.67E-01	0.00
Lead	1.36E+04	1.61E+01	1.58E+02					1.37E+04	99.96
Manganese	1.11E-01	1.39E-04	1.08E-04	6.27E-05	2.61E-04	7.59E-05	3.45E-05	1.12E-01	0.00
Mercury	2.77E-02	4.51E-04	2.77E-04	6.12E-06	2.55E-05			2.85E-02	0.00
Nickel	9.78E-01	1.28E-02	5.33E-01					1.52E+00	0.01
Thallium									
Vanadium	1.55E+00	1.15E-02	1.20E-03					1.56E+00	0.01
Zinc	2.72E-03	4.68E-04	6.11E-04	1.48E-04	6.18E-04	5.35E-05	2.92E-05	4.65E-03	0.00
Dissolved Alpha									
Dissolved Beta									
Pathway Total	1.36E+04	1.61E+01	1.58E+02	2.92E-03	1.22E-02	9.72E-04	1.72E-03	1.37E+04	
Fraction of Total	9.87E-01	1.17E-03	1.15E-02	2.13E-07	8.86E-07	7.07E-08	1.25E-07		

----- AREA_CODE=c MEDIA=RGa Groundwater -----

Analyte	Ingestion of vegetables	Ingestion of beef	Ingestion of milk	Ingestion of chicken	Ingestion of turkey	Ingestion of pork	Ingestion of eggs	Chemical Total	% of Total
Barium	6.54E-02	3.86E-05	1.21E-03	7.85E-06	3.27E-05		3.60E-04	6.70E-02	7.90
Iron	5.11E-02	3.03E-03	5.94E-05	6.86E-04	2.86E-03	3.00E-04	3.15E-04	5.83E-02	6.88
Manganese	8.23E-02	1.03E-04	8.04E-05	4.65E-05	1.94E-04	5.63E-05	2.56E-05	8.28E-02	9.76
Nickel	4.05E-01	5.30E-03	2.21E-01					6.32E-01	74.50
Zinc	4.78E-03	8.22E-04	1.07E-03	2.60E-04	1.09E-03	9.39E-05	5.12E-05	8.17E-03	0.96
Pathway Total	6.09E-01	9.29E-03	2.24E-01	1.00E-03	4.17E-03	4.50E-04	7.52E-04	8.48E-01	
Fraction of Total	7.18E-01	1.10E-02	2.64E-01	1.18E-03	4.92E-03	5.31E-04	8.87E-04		

----- AREA_CODE=c MEDIA=UCRS Groundwater -----

Analyte	Ingestion of vegetables	Ingestion of beef	Ingestion of milk	Ingestion of chicken	Ingestion of turkey	Ingestion of pork	Ingestion of eggs	Chemical Total	% of Total
Barium	3.06E-02	1.81E-05	5.66E-04	3.68E-06	1.53E-05		1.69E-04	3.14E-02	11.55
Manganese	5.60E-02	6.99E-05	5.47E-05	3.16E-05	1.32E-04	3.83E-05	1.74E-05	5.63E-02	20.71
Vanadium	1.79E-01	1.33E-03	1.39E-04					1.81E-01	66.53
Zinc	1.92E-03	3.31E-04	4.32E-04	1.05E-04	4.36E-04	3.78E-05	2.06E-05	3.29E-03	1.21
Pathway Total	2.68E-01	1.75E-03	1.19E-03	1.40E-04	5.83E-04	7.61E-05	2.07E-04	2.72E-01	
Fraction of Total	9.85E-01	6.43E-03	4.38E-03	5.15E-04	2.15E-03	2.80E-04	7.61E-04		

----- AREA_CODE=d MEDIA=McNairy Groundwater -----

Analyte	Ingestion of vegetables	Ingestion of beef	Ingestion of milk	Ingestion of chicken	Ingestion of turkey	Ingestion of pork	Ingestion of eggs	Chemical Total	% of Total
Zinc	3.18E-02	5.46E-03	7.12E-03	1.73E-03	7.20E-03	6.23E-04	3.40E-04	5.42E-02	100.0
Pathway Total	3.18E-02	5.46E-03	7.12E-03	1.73E-03	7.20E-03	6.23E-04	3.40E-04	5.42E-02	
Fraction of Total	5.86E-01	1.01E-01	1.31E-01	3.19E-02	1.33E-01	1.15E-02	6.27E-03		

Table F.8 Systemic toxicity from biota consumption for the child resident - filtered data (continued)

----- AREA_CODE=d MEDIA=RGa Groundwater -----

Analyte	Ingestion of vegetables	Ingestion of beef	Ingestion of milk	Ingestion of chicken	Ingestion of turkey	Ingestion of pork	Ingestion of eggs	Chemical Total	% of Total
Arsenic	3.93E-01	2.27E-03	8.89E-04					3.96E-01	15.80
Barium	1.50E-01	8.83E-05	2.77E-03	1.80E-05	7.49E-05		8.25E-04	1.53E-01	6.13
Beryllium	1.27E-01	3.76E-04	4.42E-06					1.28E-01	5.10
Cadmium	4.81E-01	4.15E-04	1.35E-02	3.75E-03	1.56E-02	1.18E-03	2.15E-04	5.16E-01	20.60
Chromium	4.20E-01	1.12E-02	1.63E-04					4.32E-01	17.24
Manganese	3.51E-01	4.39E-04	3.44E-04	1.99E-04	8.28E-04	2.41E-04	1.09E-04	3.54E-01	14.12
Nickel	1.91E-01	2.50E-03	1.04E-01					2.98E-01	11.89
Thallium									
Vanadium	2.21E-01	1.64E-03	1.71E-04					2.23E-01	8.89
Zinc	3.25E-03	5.59E-04	7.30E-04	1.77E-04	7.38E-04	6.38E-05	3.48E-05	5.55E-03	0.22
Dissolved Alpha Pathway Total	2.34E+00	1.95E-02	1.23E-01	4.15E-03	1.73E-02	1.49E-03	1.18E-03	2.50E+00	
Fraction of Total	9.34E-01	7.80E-03	4.90E-02	1.66E-03	6.90E-03	5.94E-04	4.73E-04		

----- AREA_CODE=d MEDIA=UCRS Groundwater -----

Analyte	Ingestion of vegetables	Ingestion of beef	Ingestion of milk	Ingestion of chicken	Ingestion of turkey	Ingestion of pork	Ingestion of eggs	Chemical Total	% of Total
Aluminum	1.67E-02	7.42E-05	1.29E-04					1.69E-02	0.37
Arsenic	4.24E-01	2.46E-03	9.61E-04					4.28E-01	9.48
Barium	1.65E-01	9.73E-05	3.05E-03	1.98E-05	8.25E-05		9.09E-04	1.69E-01	3.75
Cobalt	1.98E-02	5.53E-06	5.05E-05	5.00E-04	2.08E-03	8.42E-06	1.15E-05	2.25E-02	0.50
Iron	3.64E-01	2.16E-02	4.23E-04	4.89E-03	2.04E-02	2.14E-03	2.24E-03	4.15E-01	9.21
Manganese	7.83E-01	9.77E-04	7.65E-04	4.42E-04	1.84E-03	5.36E-04	2.44E-04	7.87E-01	17.46
Nickel	8.08E-02	1.06E-03	4.41E-02					1.26E-01	2.79
Uranium	1.34E+00	1.19E-03	2.07E-02	1.79E-02	7.48E-02	1.87E-02	8.24E-03	1.48E+00	32.77
Vanadium	1.05E+00	7.80E-03	8.15E-04					1.06E+00	23.56
Zinc	2.56E-03	4.40E-04	5.74E-04	1.39E-04	5.80E-04	5.02E-05	2.74E-05	4.37E-03	0.10
Pathway Total	4.25E+00	3.57E-02	7.16E-02	2.39E-02	9.97E-02	2.15E-02	1.17E-02	4.51E+00	
Fraction of Total	9.41E-01	7.92E-03	1.59E-02	5.31E-03	2.21E-02	4.76E-03	2.59E-03		

----- AREA_CODE=e MEDIA=McNairy Groundwater -----

Analyte	Ingestion of vegetables	Ingestion of beef	Ingestion of milk	Ingestion of chicken	Ingestion of turkey	Ingestion of pork	Ingestion of eggs	Chemical Total	% of Total
Iron	1.54E+00	9.15E-02	1.79E-03	2.07E-02	8.62E-02	9.05E-03	9.50E-03	1.76E+00	40.00
Manganese	1.54E-01	1.93E-04	1.51E-04	8.71E-05	3.63E-04	1.06E-04	4.80E-05	1.55E-01	3.53
Vanadium	2.46E+00	1.82E-02	1.90E-03					2.48E+00	56.47
Pathway Total	4.16E+00	1.10E-01	3.85E-03	2.08E-02	8.66E-02	9.16E-03	9.54E-03	4.40E+00	
Fraction of Total	9.45E-01	2.50E-02	8.75E-04	4.73E-03	1.97E-02	2.08E-03	2.17E-03		

----- AREA_CODE=e MEDIA=RGa Groundwater -----

Analyte	Ingestion of vegetables	Ingestion of beef	Ingestion of milk	Ingestion of chicken	Ingestion of turkey	Ingestion of pork	Ingestion of eggs	Chemical Total	% of Total
Barium	4.81E-02	2.84E-05	8.88E-04	5.77E-06	2.41E-05		2.65E-04	4.93E-02	4.53
Beryllium	1.01E-01	2.99E-04	3.51E-06					1.01E-01	9.33
Cobalt	1.94E-02	5.43E-06	4.96E-05	4.91E-04	2.05E-03	8.26E-06	1.13E-05	2.20E-02	2.02
Iron	5.25E-02	3.12E-03	6.10E-05	7.05E-04	2.94E-03	3.09E-04	3.24E-04	5.99E-02	5.51
Manganese	1.96E-02	2.45E-05	1.92E-05	1.11E-05	4.62E-05	1.34E-05	6.10E-06	1.97E-02	1.81
Molybdenum	2.79E-01	6.80E-04	1.51E-02	3.08E-03	1.28E-02		1.27E-03	3.12E-01	28.70

Table F.8 Systemic toxicity from biota consumption for the child resident - filtered data (continued)

----- AREA_CODE=e MEDIA=RGa Groundwater -----
(continued)

Analyte	Ingestion of vegetables	Ingestion of beef	Ingestion of milk	Ingestion of chicken	Ingestion of turkey	Ingestion of pork	Ingestion of eggs	Chemical Total	% of Total
Thallium									
Vanadium	5.11E-01	3.79E-03	3.95E-04					5.15E-01	47.37
Zinc	4.60E-03	7.90E-04	1.03E-03	2.50E-04	1.04E-03	9.02E-05	4.92E-05	7.85E-03	0.72
Dissolved Alpha									
Dissolved Beta									
Pathway Total	1.04E+00	8.73E-03	1.75E-02	4.54E-03	1.89E-02	4.21E-04	1.93E-03	1.09E+00	
Fraction of Total	9.52E-01	8.02E-03	1.61E-02	4.17E-03	1.74E-02	3.86E-04	1.77E-03		

----- AREA_CODE=e MEDIA=UCRS Groundwater -----

Analyte	Ingestion of vegetables	Ingestion of beef	Ingestion of milk	Ingestion of chicken	Ingestion of turkey	Ingestion of pork	Ingestion of eggs	Chemical Total	% of Total
Barium	2.57E-01	1.51E-04	4.74E-03	3.08E-05	1.28E-04		1.41E-03	2.63E-01	9.88
Manganese	1.09E-02	1.36E-05	1.06E-05	6.15E-06	2.56E-05	7.45E-06	3.38E-06	1.09E-02	0.41
Nickel	7.33E-01	9.57E-03	4.00E-01					1.14E+00	42.88
Vanadium	1.23E+00	9.11E-03	9.51E-04					1.24E+00	46.57
Zinc	4.17E-03	7.17E-04	9.36E-04	2.27E-04	9.46E-04	8.19E-05	4.47E-05	7.13E-03	0.27
Pathway Total	2.23E+00	1.96E-02	4.06E-01	2.64E-04	1.10E-03	8.94E-05	1.46E-03	2.66E+00	
Fraction of Total	8.39E-01	7.34E-03	1.53E-01	9.92E-05	4.13E-04	3.36E-05	5.49E-04		

----- AREA_CODE=f MEDIA=McNairy Groundwater -----

Analyte	Ingestion of vegetables	Ingestion of beef	Ingestion of milk	Ingestion of chicken	Ingestion of turkey	Ingestion of pork	Ingestion of eggs	Chemical Total	% of Total
Barium	9.50E-02	5.60E-05	1.75E-03	1.14E-05	4.75E-05		5.23E-04	9.74E-02	100.0
Pathway Total	9.50E-02	5.60E-05	1.75E-03	1.14E-05	4.75E-05		5.23E-04	9.74E-02	
Fraction of Total	9.75E-01	5.75E-04	1.80E-02	1.17E-04	4.88E-04		5.37E-03		

----- AREA_CODE=f MEDIA=RGa Groundwater -----

Analyte	Ingestion of vegetables	Ingestion of beef	Ingestion of milk	Ingestion of chicken	Ingestion of turkey	Ingestion of pork	Ingestion of eggs	Chemical Total	% of Total
Barium	6.60E-02	3.89E-05	1.22E-03	7.92E-06	3.30E-05		3.64E-04	6.77E-02	4.73
Cadmium	4.70E-01	4.05E-04	1.32E-02	3.66E-03	1.53E-02	1.16E-03	2.10E-04	5.04E-01	35.23
Iron	1.54E-02	9.12E-04	1.79E-05	2.06E-04	8.60E-04	9.03E-05	9.47E-05	1.75E-02	1.23
Manganese	2.16E-02	2.70E-05	2.12E-05	1.22E-05	5.09E-05	1.48E-05	6.73E-06	2.18E-02	1.52
Nickel	2.22E-01	2.90E-03	1.21E-01					3.46E-01	24.22
Vanadium	4.63E-01	3.43E-03	3.58E-04					4.67E-01	32.66
Zinc	3.50E-03	6.01E-04	7.84E-04	1.90E-04	7.93E-04	6.86E-05	3.74E-05	5.97E-03	0.42
Pathway Total	1.26E+00	8.32E-03	1.37E-01	4.08E-03	1.70E-02	1.33E-03	7.13E-04	1.43E+00	
Fraction of Total	8.82E-01	5.82E-03	9.57E-02	2.85E-03	1.19E-02	9.30E-04	4.98E-04		

----- AREA_CODE=f MEDIA=UCRS Groundwater -----

Analyte	Ingestion of vegetables	Ingestion of beef	Ingestion of milk	Ingestion of chicken	Ingestion of turkey	Ingestion of pork	Ingestion of eggs	Chemical Total	% of Total
Barium	5.44E-02	3.21E-05	1.00E-03	6.53E-06	2.72E-05		3.00E-04	5.58E-02	22.07
Manganese	4.96E-03	6.19E-06	4.85E-06	2.80E-06	1.17E-05	3.39E-06	1.54E-06	4.99E-03	1.97

Table F.8 Systemic toxicity from biota consumption for the child resident - filtered data (continued)

----- AREA_CODE=f MEDIA=UCRS Groundwater -----
(continued)

Analyte	Ingestion of vegetables	Ingestion of beef	Ingestion of milk	Ingestion of chicken	Ingestion of turkey	Ingestion of pork	Ingestion of eggs	Chemical Total	% of Total
Vanadium	1.84E-01	1.36E-03	1.42E-04					1.85E-01	73.36
Zinc	3.85E-03	6.61E-04	8.63E-04	2.09E-04	8.73E-04	7.55E-05	4.12E-05	6.57E-03	2.60
Pathway Total	2.47E-01	2.06E-03	2.01E-03	2.19E-04	9.11E-04	7.89E-05	3.42E-04	2.53E-01	
Fraction of Total	9.78E-01	8.16E-03	7.97E-03	8.66E-04	3.61E-03	3.12E-04	1.35E-03		

----- AREA_CODE=g MEDIA=McNairy Groundwater -----

Analyte	Ingestion of vegetables	Ingestion of beef	Ingestion of milk	Ingestion of chicken	Ingestion of turkey	Ingestion of pork	Ingestion of eggs	Chemical Total	% of Total
Iron	7.89E-01	4.69E-02	9.18E-04	1.06E-02	4.42E-02	4.64E-03	4.87E-03	9.02E-01	100.0
Pathway Total	7.89E-01	4.69E-02	9.18E-04	1.06E-02	4.42E-02	4.64E-03	4.87E-03	9.02E-01	
Fraction of Total	8.76E-01	5.20E-02	1.02E-03	1.18E-02	4.90E-02	5.15E-03	5.40E-03		

----- AREA_CODE=g MEDIA=RGa Groundwater -----

Analyte	Ingestion of vegetables	Ingestion of beef	Ingestion of milk	Ingestion of chicken	Ingestion of turkey	Ingestion of pork	Ingestion of eggs	Chemical Total	% of Total
Aluminum	1.32E-02	5.86E-05	1.02E-04					1.33E-02	0.00
Cadmium	4.56E-01	3.93E-04	1.28E-02	3.55E-03	1.48E-02	1.12E-03	2.04E-04	4.88E-01	0.00
Chromium	4.16E-01	1.11E-02	1.61E-04					4.27E-01	0.00
Iron	2.29E-02	1.36E-03	2.66E-05	3.08E-04	1.28E-03	1.35E-04	1.41E-04	2.62E-02	0.00
Lead	3.09E+04	3.67E+01	3.59E+02					3.13E+04	100.0
Manganese	1.26E-02	1.57E-05	1.23E-05	7.10E-06	2.96E-05	8.61E-06	3.91E-06	1.26E-02	0.00
Nickel	3.05E-01	3.99E-03	1.67E-01					4.76E-01	0.00
Thallium									
Zinc	4.65E-03	7.99E-04	1.04E-03	2.53E-04	1.05E-03	9.13E-05	4.98E-05	7.94E-03	0.00
Pathway Total	3.09E+04	3.67E+01	3.60E+02	4.12E-03	1.72E-02	1.36E-03	3.99E-04	3.13E+04	
Fraction of Total	9.87E-01	1.17E-03	1.15E-02	1.31E-07	5.48E-07	4.33E-08	1.27E-08		

----- AREA_CODE=g MEDIA=UCRS Groundwater -----

Analyte	Ingestion of vegetables	Ingestion of beef	Ingestion of milk	Ingestion of chicken	Ingestion of turkey	Ingestion of pork	Ingestion of eggs	Chemical Total	% of Total
Aluminum	2.62E-02	1.17E-04	2.03E-04					2.66E-02	2.84
Manganese	2.20E-01	2.75E-04	2.15E-04	1.24E-04	5.19E-04	1.51E-04	6.85E-05	2.22E-01	23.67
Vanadium	6.77E-01	5.01E-03	5.24E-04					6.83E-01	72.92
Zinc	3.15E-03	5.41E-04	7.06E-04	1.71E-04	7.14E-04	6.18E-05	3.37E-05	5.37E-03	0.57
Pathway Total	9.27E-01	5.95E-03	1.65E-03	2.96E-04	1.23E-03	2.13E-04	1.02E-04	9.36E-01	
Fraction of Total	9.90E-01	6.35E-03	1.76E-03	3.16E-04	1.32E-03	2.27E-04	1.09E-04		

----- AREA_CODE=h MEDIA=Other Groundwater -----

Analyte	Ingestion of vegetables	Ingestion of beef	Ingestion of milk	Ingestion of chicken	Ingestion of turkey	Ingestion of pork	Ingestion of eggs	Chemical Total	% of Total
Barium	3.50E-02	2.06E-05	6.46E-04	4.20E-06	1.75E-05		1.93E-04	3.58E-02	5.04
Manganese	3.85E-03	4.81E-06	3.76E-06	2.17E-06	9.06E-06	2.63E-06	1.20E-06	3.87E-03	0.54
Nickel	1.37E-01	1.78E-03	7.45E-02					2.13E-01	29.95
Thallium									

Table F.8 Systemic toxicity from biota consumption for the child resident - filtered data (continued)

----- AREA_CODE=h MEDIA=Other Groundwater -----
(continued)

Analyte	Ingestion of vegetables	Ingestion of beef	Ingestion of milk	Ingestion of chicken	Ingestion of turkey	Ingestion of pork	Ingestion of eggs	Chemical Total	% of Total
Vanadium	4.49E-01	3.32E-03	3.47E-04					4.53E-01	63.70
Zinc	3.17E-03	5.46E-04	7.12E-04	1.73E-04	7.20E-04	6.23E-05	3.40E-05	5.42E-03	0.76
Pathway Total	6.27E-01	5.68E-03	7.62E-02	1.79E-04	7.47E-04	6.50E-05	2.28E-04	7.11E-01	
Fraction of Total	8.83E-01	7.99E-03	1.07E-01	2.52E-04	1.05E-03	9.14E-05	3.21E-04		

----- AREA_CODE=h MEDIA=RGa Groundwater -----

Analyte	Ingestion of vegetables	Ingestion of beef	Ingestion of milk	Ingestion of chicken	Ingestion of turkey	Ingestion of pork	Ingestion of eggs	Chemical Total	% of Total
Barium	5.56E-02	3.28E-05	1.03E-03	6.67E-06	2.78E-05		3.06E-04	5.70E-02	11.11
Vanadium	4.52E-01	3.35E-03	3.50E-04					4.56E-01	88.89
Pathway Total	5.08E-01	3.38E-03	1.38E-03	6.67E-06	2.78E-05		3.06E-04	5.13E-01	
Fraction of Total	9.90E-01	6.59E-03	2.68E-03	1.30E-05	5.42E-05		5.97E-04		

----- AREA_CODE=h MEDIA=UCRS Groundwater -----

Analyte	Ingestion of vegetables	Ingestion of beef	Ingestion of milk	Ingestion of chicken	Ingestion of turkey	Ingestion of pork	Ingestion of eggs	Chemical Total	% of Total
Barium	3.88E-02	2.29E-05	7.16E-04	4.65E-06	1.94E-05		2.14E-04	3.97E-02	2.60
Manganese	1.35E-02	1.68E-05	1.32E-05	7.61E-06	3.17E-05	9.22E-06	4.19E-06	1.36E-02	0.89
Nickel	6.96E-01	9.09E-03	3.80E-01					1.08E+00	70.87
Vanadium	3.87E-01	2.86E-03	2.99E-04					3.90E-01	25.48
Zinc	1.54E-03	2.65E-04	3.45E-04	8.38E-05	3.49E-04	3.02E-05	1.65E-05	2.63E-03	0.17
Pathway Total	1.14E+00	1.23E-02	3.81E-01	9.60E-05	4.00E-04	3.94E-05	2.34E-04	1.53E+00	
Fraction of Total	7.43E-01	8.01E-03	2.49E-01	6.28E-05	2.62E-04	2.58E-05	1.53E-04		

----- AREA_CODE=i MEDIA=McNairy Groundwater -----

Analyte	Ingestion of vegetables	Ingestion of beef	Ingestion of milk	Ingestion of chicken	Ingestion of turkey	Ingestion of pork	Ingestion of eggs	Chemical Total	% of Total
Manganese	2.79E-01	3.49E-04	2.73E-04	1.58E-04	6.58E-04	1.91E-04	8.70E-05	2.81E-01	21.15
Vanadium	1.04E+00	7.70E-03	8.04E-04					1.05E+00	78.85
Pathway Total	1.32E+00	8.05E-03	1.08E-03	1.58E-04	6.58E-04	1.91E-04	8.70E-05	1.33E+00	
Fraction of Total	9.92E-01	6.05E-03	8.10E-04	1.19E-04	4.95E-04	1.44E-04	6.54E-05		

----- AREA_CODE=i MEDIA=RGa Groundwater -----

Analyte	Ingestion of vegetables	Ingestion of beef	Ingestion of milk	Ingestion of chicken	Ingestion of turkey	Ingestion of pork	Ingestion of eggs	Chemical Total	% of Total
Antimony	4.00E+00	4.63E-04	3.78E-03					4.01E+00	65.12
Arsenic	3.96E-01	2.29E-03	8.98E-04					4.00E-01	6.50
Barium	5.63E-02	3.32E-05	1.04E-03	6.76E-06	2.82E-05		3.10E-04	5.77E-02	0.94
Beryllium	7.83E-02	2.31E-04	2.72E-06					7.86E-02	1.28
Boron	5.35E-01	3.38E-04	8.27E-03					5.43E-01	8.83
Cerium									
Chromium	3.70E-01	9.90E-03	1.44E-04					3.80E-01	6.18
Copper	1.35E-02	2.96E-04	6.43E-04	7.43E-05	3.10E-04	5.50E-05	3.41E-05	1.49E-02	0.24
Gallium									

Table F.8 Systemic toxicity from biota consumption for the child resident - filtered data (continued)

----- AREA_CODE=i MEDIA=RGa Groundwater -----
(continued)

Analyte	Ingestion of vegetables	Ingestion of beef	Ingestion of milk	Ingestion of chicken	Ingestion of turkey	Ingestion of pork	Ingestion of eggs	Chemical Total	% of Total
Lithium	9.05E-02	2.65E-03	6.90E-02					1.62E-01	2.64
Manganese	2.09E-02	2.62E-05	2.05E-05	1.18E-05	4.93E-05	1.43E-05	6.52E-06	2.11E-02	0.34
Thorium									
Titanium									
Vanadium	4.78E-01	3.54E-03	3.69E-04					4.82E-01	7.83
Zinc	3.83E-03	6.58E-04	8.59E-04	2.08E-04	8.68E-04	7.52E-05	4.10E-05	6.54E-03	0.11
Zirconium									
Dissolved Alpha									
Dissolved Beta									
Pathway Total	6.04E+00	2.04E-02	8.51E-02	3.01E-04	1.26E-03	1.45E-04	3.92E-04	6.15E+00	
Fraction of Total	9.83E-01	3.32E-03	1.38E-02	4.90E-05	2.04E-04	2.35E-05	6.37E-05		

----- AREA_CODE=i MEDIA=UCRS Groundwater -----

Analyte	Ingestion of vegetables	Ingestion of beef	Ingestion of milk	Ingestion of chicken	Ingestion of turkey	Ingestion of pork	Ingestion of eggs	Chemical Total	% of Total
Antimony	2.58E+00	2.99E-04	2.44E-03					2.59E+00	0.01
Arsenic	1.23E+00	7.10E-03	2.78E-03					1.24E+00	0.01
Barium	1.75E-01	1.03E-04	3.23E-03	2.10E-05	8.74E-05		9.63E-04	1.79E-01	0.00
Cadmium	3.98E-01	3.43E-04	1.12E-02	3.10E-03	1.29E-02	9.78E-04	1.78E-04	4.26E-01	0.00
Chromium	3.88E-01	1.04E-02	1.51E-04					3.99E-01	0.00
Cobalt	2.00E-02	5.60E-06	5.11E-05	5.07E-04	2.11E-03	8.52E-06	1.16E-05	2.27E-02	0.00
Copper	2.60E-01	5.69E-03	1.24E-02	1.43E-03	5.96E-03	1.06E-03	6.56E-04	2.87E-01	0.00
Iron	1.76E-02	1.04E-03	2.04E-05	2.36E-04	9.84E-04	1.03E-04	1.08E-04	2.01E-02	0.00
Lead	1.97E+04	2.33E+01	2.28E+02					1.99E+04	99.96
Manganese	6.09E-01	7.60E-04	5.95E-04	3.44E-04	1.43E-03	4.17E-04	1.89E-04	6.12E-01	0.00
Mercury	3.42E-02	5.55E-04	3.41E-04	7.54E-06	3.14E-05			3.51E-02	0.00
Nickel	1.54E-01	2.01E-03	8.38E-02					2.39E-01	0.00
Uranium	1.65E-01	1.47E-04	2.56E-03	2.22E-03	9.24E-03	2.31E-03	1.02E-03	1.83E-01	0.00
Vanadium	1.97E+00	1.46E-02	1.52E-03					1.98E+00	0.01
Zinc	5.41E-02	9.30E-03	1.21E-02	2.94E-03	1.23E-02	1.06E-03	5.79E-04	9.24E-02	0.00
Dissolved Alpha									
Dissolved Beta									
Pathway Total	1.97E+04	2.34E+01	2.29E+02	1.08E-02	4.50E-02	5.94E-03	3.70E-03	1.99E+04	
Fraction of Total	9.87E-01	1.17E-03	1.15E-02	5.42E-07	2.26E-06	2.98E-07	1.86E-07		

----- AREA_CODE=j MEDIA=McNairy Groundwater -----

Analyte	Ingestion of vegetables	Ingestion of beef	Ingestion of milk	Ingestion of chicken	Ingestion of turkey	Ingestion of pork	Ingestion of eggs	Chemical Total	% of Total
Aluminum	7.85E-02	3.49E-04	6.08E-04					7.95E-02	0.47
Arsenic	1.16E+01	6.70E-02	2.62E-02					1.17E+01	68.82
Manganese	1.26E+00	1.57E-03	1.23E-03	7.09E-04	2.96E-03	8.60E-04	3.91E-04	1.26E+00	7.45
Molybdenum	3.53E+00	8.60E-03	1.91E-01	3.89E-02	1.62E-01		1.61E-02	3.95E+00	23.27
Pathway Total	1.64E+01	7.75E-02	2.19E-01	3.96E-02	1.65E-01	8.60E-04	1.65E-02	1.70E+01	
Fraction of Total	9.69E-01	4.57E-03	1.29E-02	2.33E-03	9.73E-03	5.07E-05	9.70E-04		

Table F.8 Systemic toxicity from biota consumption for the child resident - filtered data (continued)

----- AREA_CODE=j MEDIA=RGa Groundwater -----

Analyte	Ingestion of vegetables	Ingestion of beef	Ingestion of milk	Ingestion of chicken	Ingestion of turkey	Ingestion of pork	Ingestion of eggs	Chemical Total	% of Total
Manganese	9.07E-01	1.13E-03	8.87E-04	5.13E-04	2.14E-03	6.21E-04	2.82E-04	9.13E-01	28.30
Molybdenum	1.48E+00	3.61E-03	8.00E-02	1.63E-02	6.80E-02		6.74E-03	1.66E+00	51.33
Thallium									
Vanadium	6.52E-01	4.83E-03	5.04E-04					6.57E-01	20.37
Pathway Total	3.04E+00	9.57E-03	8.14E-02	1.68E-02	7.01E-02	6.21E-04	7.02E-03	3.23E+00	
Fraction of Total	9.42E-01	2.97E-03	2.52E-02	5.22E-03	2.17E-02	1.93E-04	2.18E-03		

----- AREA_CODE=k MEDIA=Other Groundwater -----

Analyte	Ingestion of vegetables	Ingestion of beef	Ingestion of milk	Ingestion of chicken	Ingestion of turkey	Ingestion of pork	Ingestion of eggs	Chemical Total	% of Total
Aluminum	1.17E-01	5.20E-04	9.06E-04					1.18E-01	0.00
Arsenic	5.69E-01	3.30E-03	1.29E-03					5.74E-01	0.00
Barium	3.03E-02	1.78E-05	5.59E-04	3.63E-06	1.51E-05		1.67E-04	3.10E-02	0.00
Beryllium	3.04E-01	8.96E-04	1.05E-05					3.04E-01	0.00
Cadmium	5.49E-01	4.73E-04	1.54E-02	4.28E-03	1.78E-02	1.35E-03	2.46E-04	5.89E-01	0.00
Cobalt	6.90E-02	1.93E-05	1.76E-04	1.74E-03	7.27E-03	2.93E-05	4.00E-05	7.83E-02	0.00
Iron	5.50E+00	3.26E-01	6.39E-03	7.38E-02	3.08E-01	3.23E-02	3.39E-02	6.28E+00	0.02
Lead	3.08E+04	3.65E+01	3.57E+02					3.12E+04	99.96
Manganese	2.58E+00	3.22E-03	2.52E-03	1.46E-03	6.07E-03	1.76E-03	8.02E-04	2.59E+00	0.01
Nickel	2.92E-01	3.82E-03	1.59E-01					4.56E-01	0.00
Strontium	1.07E-01	1.62E-03	7.39E-03	7.32E-05	3.05E-04	6.16E-04	8.40E-05	1.17E-01	0.00
Uranium	7.62E-02	6.79E-05	1.18E-03	1.02E-03	4.26E-03	1.07E-03	4.70E-04	8.43E-02	0.00
Vanadium	1.38E+00	1.02E-02	1.06E-03					1.39E+00	0.00
Zinc	1.81E-02	3.12E-03	4.07E-03	9.87E-04	4.11E-03	3.56E-04	1.94E-04	3.10E-02	0.00
Pathway Total	3.08E+04	3.69E+01	3.57E+02	8.34E-02	3.48E-01	3.75E-02	3.59E-02	3.12E+04	
Fraction of Total	9.87E-01	1.18E-03	1.15E-02	2.68E-06	1.12E-05	1.20E-06	1.15E-06		

----- AREA_CODE=l MEDIA=McNairy Groundwater -----

Analyte	Ingestion of vegetables	Ingestion of beef	Ingestion of milk	Ingestion of chicken	Ingestion of turkey	Ingestion of pork	Ingestion of eggs	Chemical Total	% of Total
Iron	5.87E-01	3.49E-02	6.83E-04	7.89E-03	3.29E-02	3.45E-03	3.62E-03	6.71E-01	93.02
Zinc	2.95E-02	5.06E-03	6.61E-03	1.60E-03	6.68E-03	5.78E-04	3.15E-04	5.03E-02	6.98
Pathway Total	6.17E-01	4.00E-02	7.29E-03	9.50E-03	3.96E-02	4.03E-03	3.94E-03	7.21E-01	
Fraction of Total	8.55E-01	5.54E-02	1.01E-02	1.32E-02	5.49E-02	5.59E-03	5.46E-03		

----- AREA_CODE=l MEDIA=RGa Groundwater -----

Analyte	Ingestion of vegetables	Ingestion of beef	Ingestion of milk	Ingestion of chicken	Ingestion of turkey	Ingestion of pork	Ingestion of eggs	Chemical Total	% of Total
Aluminum	1.26E-02	5.62E-05	9.78E-05					1.28E-02	0.51
Arsenic	4.67E-01	2.71E-03	1.06E-03					4.71E-01	18.79
Barium	1.38E-01	8.16E-05	2.55E-03	1.66E-05	6.92E-05		7.62E-04	1.42E-01	5.65
Beryllium	1.09E-01	3.22E-04	3.79E-06					1.10E-01	4.37
Cadmium	3.78E-01	3.26E-04	1.06E-02	2.95E-03	1.23E-02	9.30E-04	1.69E-04	4.05E-01	16.16
Chromium	3.69E-01	9.87E-03	1.43E-04					3.79E-01	15.10
Iron	4.11E-02	2.44E-03	4.78E-05	5.53E-04	2.30E-03	2.42E-04	2.54E-04	4.70E-02	1.87
Manganese	1.34E-01	1.67E-04	1.31E-04	7.56E-05	3.15E-04	9.16E-05	4.16E-05	1.35E-01	5.37
Nickel	1.45E-01	1.89E-03	7.90E-02					2.26E-01	9.00
Silver	2.62E-01	2.34E-03	5.09E-04	7.06E-03	2.94E-02	1.19E-03		3.03E-01	12.07
Thallium									

Table F.8 Systemic toxicity from biota consumption for the child resident - filtered data (continued)

----- AREA_CODE=1 MEDIA=RGA Groundwater -----
(continued)

Analyte	Ingestion of vegetables	Ingestion of beef	Ingestion of milk	Ingestion of chicken	Ingestion of turkey	Ingestion of pork	Ingestion of eggs	Chemical Total	% of Total
Vanadium	2.71E-01	2.00E-03	2.09E-04					2.73E-01	10.88
Zinc	3.41E-03	5.86E-04	7.65E-04	1.86E-04	7.73E-04	6.69E-05	3.65E-05	5.82E-03	0.23
Dissolved Alpha									
Dissolved Beta									
Pathway Total	2.33E+00	2.28E-02	9.52E-02	1.08E-02	4.51E-02	2.52E-03	1.26E-03	2.51E+00	
Fraction of Total	9.29E-01	9.09E-03	3.79E-02	4.32E-03	1.80E-02	1.00E-03	5.03E-04		

----- AREA_CODE=1 MEDIA=UCRS Groundwater -----

Analyte	Ingestion of vegetables	Ingestion of beef	Ingestion of milk	Ingestion of chicken	Ingestion of turkey	Ingestion of pork	Ingestion of eggs	Chemical Total	% of Total
Aluminum	1.24E-02	5.52E-05	9.61E-05					1.26E-02	0.00
Arsenic	1.94E+00	1.12E-02	4.40E-03					1.96E+00	0.01
Barium	1.87E-01	1.10E-04	3.46E-03	2.25E-05	9.37E-05		1.03E-03	1.92E-01	0.00
Cadmium	3.47E-01	2.99E-04	9.77E-03	2.71E-03	1.13E-02	8.55E-04	1.55E-04	3.72E-01	0.00
Cobalt	1.95E-02	5.45E-06	4.98E-05	4.93E-04	2.06E-03	8.30E-06	1.13E-05	2.21E-02	0.00
Iron	2.39E-01	1.42E-02	2.78E-04	3.21E-03	1.34E-02	1.41E-03	1.47E-03	2.73E-01	0.00
Lead	1.55E+04	1.84E+01	1.80E+02					1.57E+04	99.97
Manganese	1.37E-01	1.71E-04	1.34E-04	7.75E-05	3.23E-04	9.39E-05	4.27E-05	1.38E-01	0.00
Mercury	2.77E-02	4.50E-04	2.76E-04	6.11E-06	2.54E-05			2.84E-02	0.00
Nickel	3.94E-01	5.14E-03	2.15E-01					6.14E-01	0.00
Thallium									
Uranium	2.63E-01	2.34E-04	4.07E-03	3.53E-03	1.47E-02	3.68E-03	1.62E-03	2.91E-01	0.00
Vanadium	1.13E+00	8.38E-03	8.75E-04					1.14E+00	0.01
Zinc	1.90E-03	3.26E-04	4.26E-04	1.03E-04	4.30E-04	3.73E-05	2.03E-05	3.24E-03	0.00
Dissolved Alpha									
Dissolved Beta									
Pathway Total	1.55E+04	1.85E+01	1.81E+02	1.02E-02	4.23E-02	6.08E-03	4.35E-03	1.57E+04	
Fraction of Total	9.87E-01	1.17E-03	1.15E-02	6.45E-07	2.69E-06	3.86E-07	2.77E-07		

----- AREA_CODE=m MEDIA=McNairy Groundwater -----

Analyte	Ingestion of vegetables	Ingestion of beef	Ingestion of milk	Ingestion of chicken	Ingestion of turkey	Ingestion of pork	Ingestion of eggs	Chemical Total	% of Total
Aluminum	1.46E-02	6.50E-05	1.13E-04					1.48E-02	0.35
Arsenic	1.31E+00	7.59E-03	2.97E-03					1.32E+00	31.05
Barium	1.14E-01	6.73E-05	2.11E-03	1.37E-05	5.71E-05		6.29E-04	1.17E-01	2.75
Iron	1.11E+00	6.62E-02	1.30E-03	1.50E-02	6.24E-02	6.55E-03	6.87E-03	1.27E+00	29.87
Manganese	3.55E-01	4.44E-04	3.47E-04	2.01E-04	8.37E-04	2.43E-04	1.11E-04	3.57E-01	8.39
Molybdenum	3.60E-01	8.78E-04	1.95E-02	3.97E-03	1.65E-02		1.64E-03	4.03E-01	9.46
Vanadium	7.66E-01	5.67E-03	5.92E-04					7.72E-01	18.13
Pathway Total	4.04E+00	8.09E-02	2.69E-02	1.91E-02	7.98E-02	6.79E-03	9.25E-03	4.26E+00	
Fraction of Total	9.48E-01	1.90E-02	6.32E-03	4.50E-03	1.87E-02	1.59E-03	2.17E-03		

----- AREA_CODE=m MEDIA=Other Groundwater -----

Analyte	Ingestion of vegetables	Ingestion of beef	Ingestion of milk	Ingestion of chicken	Ingestion of turkey	Ingestion of pork	Ingestion of eggs	Chemical Total	% of Total
Aluminum	2.23E-02	9.92E-05	1.73E-04					2.26E-02	0.00
Arsenic	5.19E-01	3.00E-03	1.17E-03					5.23E-01	0.00
Barium	6.50E-02	3.83E-05	1.20E-03	7.80E-06	3.25E-05		3.58E-04	6.66E-02	0.00

Table F.8 Systemic toxicity from biota consumption for the child resident - filtered data (continued)

----- AREA_CODE=m MEDIA=Other Groundwater -----
(continued)

Analyte	Ingestion of vegetables	Ingestion of beef	Ingestion of milk	Ingestion of chicken	Ingestion of turkey	Ingestion of pork	Ingestion of eggs	Chemical Total	% of Total
Beryllium	1.22E-01	3.59E-04	4.22E-06					1.22E-01	0.00
Cadmium	4.93E-01	4.25E-04	1.39E-02	3.84E-03	1.60E-02	1.21E-03	2.20E-04	5.29E-01	0.00
Cobalt	4.75E-02	1.33E-05	1.21E-04	1.20E-03	5.01E-03	2.02E-05	2.76E-05	5.39E-02	0.00
Iron	3.40E-01	2.02E-02	3.95E-04	4.57E-03	1.90E-02	2.00E-03	2.10E-03	3.88E-01	0.00
Lead	3.08E+04	3.65E+01	3.57E+02					3.12E+04	99.99
Manganese	2.31E-01	2.88E-04	2.26E-04	1.30E-04	5.43E-04	1.58E-04	7.18E-05	2.32E-01	0.00
Nickel	1.65E-01	2.16E-03	9.02E-02					2.58E-01	0.00
Strontium	1.07E-01	1.62E-03	7.39E-03	7.32E-05	3.05E-04	6.16E-04	8.40E-05	1.17E-01	0.00
Thallium									
Uranium	7.62E-02	6.79E-05	1.18E-03	1.02E-03	4.26E-03	1.07E-03	4.70E-04	8.43E-02	0.00
Vanadium	6.09E-01	4.51E-03	4.71E-04					6.14E-01	0.00
Zinc	5.86E-03	1.01E-03	1.31E-03	3.19E-04	1.33E-03	1.15E-04	6.27E-05	1.00E-02	0.00
Pathway Total	3.08E+04	3.65E+01	3.57E+02	1.12E-02	4.65E-02	5.19E-03	3.39E-03	3.12E+04	
Fraction of Total	9.87E-01	1.17E-03	1.15E-02	3.58E-07	1.49E-06	1.67E-07	1.09E-07		

----- AREA_CODE=m MEDIA=RGA Groundwater -----

Analyte	Ingestion of vegetables	Ingestion of beef	Ingestion of milk	Ingestion of chicken	Ingestion of turkey	Ingestion of pork	Ingestion of eggs	Chemical Total	% of Total
Aluminum	9.53E-03	4.24E-05	7.38E-05					9.65E-03	0.00
Antimony	5.78E+00	6.68E-04	5.45E-03					5.78E+00	0.03
Arsenic	3.92E-01	2.27E-03	8.89E-04					3.96E-01	0.00
Barium	5.42E-02	3.19E-05	1.00E-03	6.50E-06	2.71E-05		2.98E-04	5.55E-02	0.00
Beryllium	8.77E-02	2.59E-04	3.04E-06					8.79E-02	0.00
Boron	5.35E-01	3.38E-04	8.27E-03					5.43E-01	0.00
Cadmium	4.07E-01	3.50E-04	1.14E-02	3.17E-03	1.32E-02	1.00E-03	1.82E-04	4.36E-01	0.00
Cerium									
Chromium	3.80E-01	1.02E-02	1.48E-04					3.91E-01	0.00
Cobalt	1.89E-02	5.29E-06	4.83E-05	4.78E-04	1.99E-03	8.05E-06	1.10E-05	2.15E-02	0.00
Copper	1.17E-02	2.56E-04	5.56E-04	6.42E-05	2.68E-04	4.76E-05	2.95E-05	1.29E-02	0.00
Gallium									
Iron	3.39E-02	2.02E-03	3.94E-05	4.56E-04	1.90E-03	1.99E-04	2.09E-04	3.87E-02	0.00
Lead	2.11E+04	2.50E+01	2.45E+02					2.14E+04	99.96
Lithium	9.05E-02	2.65E-03	6.90E-02					1.62E-01	0.00
Manganese	1.97E-02	2.46E-05	1.93E-05	1.11E-05	4.64E-05	1.35E-05	6.13E-06	1.98E-02	0.00
Molybdenum	2.75E-01	6.70E-04	1.49E-02	3.03E-03	1.26E-02		1.25E-03	3.08E-01	0.00
Nickel	1.04E-01	1.35E-03	5.65E-02					1.61E-01	0.00
Thallium									
Thorium									
Titanium									
Vanadium	5.77E-01	4.27E-03	4.46E-04					5.82E-01	0.00
Zinc	3.66E-03	6.29E-04	8.21E-04	1.99E-04	8.31E-04	7.19E-05	3.92E-05	6.25E-03	0.00
Zirconium									
Dissolved Alpha									
Dissolved Beta									
Pathway Total	2.11E+04	2.51E+01	2.45E+02	7.42E-03	3.09E-02	1.34E-03	2.03E-03	2.14E+04	
Fraction of Total	9.87E-01	1.17E-03	1.15E-02	3.47E-07	1.45E-06	6.27E-08	9.48E-08		

----- AREA_CODE=m MEDIA=UCRS Groundwater -----

Analyte	Ingestion of vegetables	Ingestion of beef	Ingestion of milk	Ingestion of chicken	Ingestion of turkey	Ingestion of pork	Ingestion of eggs	Chemical Total	% of Total
Aluminum	1.86E-02	8.26E-05	1.44E-04					1.88E-02	0.00
Antimony	5.52E+00	6.39E-04	5.21E-03					5.52E+00	0.02

Table F.8 Systemic toxicity from biota consumption for the child resident - filtered data (continued)

----- AREA_CODE=m MEDIA=UCRS Groundwater -----
(continued)

Analyte	Ingestion of vegetables	Ingestion of beef	Ingestion of milk	Ingestion of chicken	Ingestion of turkey	Ingestion of pork	Ingestion of eggs	Chemical Total	% of Total
Arsenic	4.49E-01	2.60E-03	1.02E-03					4.52E-01	0.00
Barium	1.58E-01	9.34E-05	2.93E-03	1.90E-05	7.92E-05		8.73E-04	1.62E-01	0.00
Cadmium	4.17E-01	3.60E-04	1.17E-02	3.25E-03	1.36E-02	1.03E-03	1.87E-04	4.48E-01	0.00
Chromium	3.89E-01	1.04E-02	1.51E-04					4.00E-01	0.00
Cobalt	1.97E-02	5.51E-06	5.04E-05	4.99E-04	2.08E-03	8.40E-06	1.14E-05	2.24E-02	0.00
Copper	8.93E-02	1.96E-03	4.25E-03	4.92E-04	2.05E-03	3.64E-04	2.26E-04	9.86E-02	0.00
Iron	1.41E-02	8.36E-04	1.64E-05	1.89E-04	7.88E-04	8.28E-05	8.68E-05	1.61E-02	0.00
Lead	2.32E+04	2.75E+01	2.69E+02					2.35E+04	99.96
Manganese	5.97E-02	7.46E-05	5.84E-05	3.37E-05	1.41E-04	4.09E-05	1.86E-05	6.01E-02	0.00
Mercury	3.30E-02	5.36E-04	3.29E-04	7.28E-06	3.03E-05			3.39E-02	0.00
Nickel	1.62E-01	2.12E-03	8.84E-02					2.53E-01	0.00
Uranium	1.46E-01	1.30E-04	2.25E-03	1.95E-03	8.14E-03	2.04E-03	8.97E-04	1.61E-01	0.00
Vanadium	1.27E+00	9.37E-03	9.79E-04					1.28E+00	0.01
Zinc	2.74E-02	4.71E-03	6.15E-03	1.49E-03	6.22E-03	5.38E-04	2.94E-04	4.68E-02	0.00
Dissolved Alpha									
Dissolved Beta									
Pathway Total	2.32E+04	2.75E+01	2.69E+02	7.94E-03	3.31E-02	4.10E-03	2.59E-03	2.35E+04	
Fraction of Total	9.87E-01	1.17E-03	1.15E-02	3.38E-07	1.41E-06	1.75E-07	1.10E-07		

----- AREA_CODE=n MEDIA=McNairy Groundwater -----

Analyte	Ingestion of vegetables	Ingestion of beef	Ingestion of milk	Ingestion of chicken	Ingestion of turkey	Ingestion of pork	Ingestion of eggs	Chemical Total	% of Total
Aluminum	1.25E-02	5.56E-05	9.67E-05					1.26E-02	0.37
Arsenic	1.08E+00	6.27E-03	2.45E-03					1.09E+00	32.26
Barium	1.09E-01	6.41E-05	2.01E-03	1.31E-05	5.44E-05		5.99E-04	1.11E-01	3.29
Iron	8.76E-01	5.20E-02	1.02E-03	1.18E-02	4.90E-02	5.15E-03	5.40E-03	1.00E+00	29.56
Manganese	1.26E-01	1.58E-04	1.24E-04	7.14E-05	2.98E-04	8.66E-05	3.93E-05	1.27E-01	3.76
Molybdenum	3.36E-01	8.18E-04	1.82E-02	3.70E-03	1.54E-02		1.53E-03	3.76E-01	11.10
Vanadium	6.43E-01	4.76E-03	4.97E-04					6.49E-01	19.17
Zinc	9.31E-03	1.60E-03	2.09E-03	5.07E-04	2.11E-03	1.83E-04	9.97E-05	1.59E-02	0.47
Pathway Total	3.20E+00	6.57E-02	2.64E-02	1.61E-02	6.69E-02	5.42E-03	7.67E-03	3.38E+00	
Fraction of Total	9.44E-01	1.94E-02	7.82E-03	4.75E-03	1.98E-02	1.60E-03	2.27E-03		

----- AREA_CODE=n MEDIA=Other Groundwater -----

Analyte	Ingestion of vegetables	Ingestion of beef	Ingestion of milk	Ingestion of chicken	Ingestion of turkey	Ingestion of pork	Ingestion of eggs	Chemical Total	% of Total
Aluminum	2.23E-02	9.92E-05	1.73E-04					2.26E-02	0.00
Arsenic	5.19E-01	3.00E-03	1.17E-03					5.23E-01	0.00
Barium	6.50E-02	3.83E-05	1.20E-03	7.80E-06	3.25E-05		3.58E-04	6.66E-02	0.00
Beryllium	1.22E-01	3.59E-04	4.22E-06					1.22E-01	0.00
Cadmium	4.93E-01	4.25E-04	1.39E-02	3.84E-03	1.60E-02	1.21E-03	2.20E-04	5.29E-01	0.00
Cobalt	4.75E-02	1.33E-05	1.21E-04	1.20E-03	5.01E-03	2.02E-05	2.76E-05	5.39E-02	0.00
Iron	3.40E-01	2.02E-02	3.95E-04	4.57E-03	1.90E-02	2.00E-03	2.10E-03	3.88E-01	0.00
Lead	3.08E+04	3.65E+01	3.57E+02					3.12E+04	99.99
Manganese	2.31E-01	2.88E-04	2.26E-04	1.30E-04	5.43E-04	1.58E-04	7.18E-05	2.32E-01	0.00
Nickel	1.65E-01	2.16E-03	9.02E-02					2.58E-01	0.00
Strontium	1.07E-01	1.62E-03	7.39E-03	7.32E-05	3.05E-04	6.16E-04	8.40E-05	1.17E-01	0.00
Thallium									
Uranium	7.62E-02	6.79E-05	1.18E-03	1.02E-03	4.26E-03	1.07E-03	4.70E-04	8.43E-02	0.00
Vanadium	6.09E-01	4.51E-03	4.71E-04					6.14E-01	0.00
Zinc	5.86E-03	1.01E-03	1.31E-03	3.19E-04	1.33E-03	1.15E-04	6.27E-05	1.00E-02	0.00
Pathway Total	3.08E+04	3.65E+01	3.57E+02	1.12E-02	4.65E-02	5.19E-03	3.39E-03	3.12E+04	

Table F.8 Systemic toxicity from biota consumption for the child resident - filtered data (continued)

----- AREA_CODE=n MEDIA=Other Groundwater -----
(continued)

Analyte	Ingestion of vegetables	Ingestion of beef	Ingestion of milk	Ingestion of chicken	Ingestion of turkey	Ingestion of pork	Ingestion of eggs	Chemical Total	% of Total
Fraction of Total	9.87E-01	1.17E-03	1.15E-02	3.58E-07	1.49E-06	1.67E-07	1.09E-07		

----- AREA_CODE=n MEDIA=RGA Groundwater -----

Analyte	Ingestion of vegetables	Ingestion of beef	Ingestion of milk	Ingestion of chicken	Ingestion of turkey	Ingestion of pork	Ingestion of eggs	Chemical Total	% of Total
Aluminum	1.07E-02	4.74E-05	8.25E-05					1.08E-02	0.00
Antimony	6.20E+00	7.17E-04	5.85E-03					6.21E+00	0.03
Arsenic	4.27E-01	2.47E-03	9.67E-04					4.30E-01	0.00
Barium	5.48E-02	3.23E-05	1.01E-03	6.58E-06	2.74E-05		3.02E-04	5.62E-02	0.00
Beryllium	9.36E-02	2.76E-04	3.25E-06					9.39E-02	0.00
Boron	5.35E-01	3.38E-04	8.27E-03					5.43E-01	0.00
Cadmium	3.88E-01	3.35E-04	1.09E-02	3.03E-03	1.26E-02	9.56E-04	1.74E-04	4.17E-01	0.00
Cerium									
Chromium	3.74E-01	1.00E-02	1.45E-04					3.84E-01	0.00
Cobalt	1.92E-02	5.36E-06	4.90E-05	4.85E-04	2.02E-03	8.17E-06	1.11E-05	2.18E-02	0.00
Copper	1.18E-02	2.58E-04	5.61E-04	6.48E-05	2.70E-04	4.80E-05	2.97E-05	1.30E-02	0.00
Gallium									
Iron	3.48E-02	2.07E-03	4.05E-05	4.68E-04	1.95E-03	2.05E-04	2.15E-04	3.97E-02	0.00
Lead	1.96E+04	2.33E+01	2.28E+02					1.99E+04	99.95
Lithium	9.05E-02	2.65E-03	6.90E-02					1.62E-01	0.00
Manganese	6.75E-02	8.43E-05	6.60E-05	3.82E-05	1.59E-04	4.62E-05	2.10E-05	6.79E-02	0.00
Molybdenum	2.76E-01	6.71E-04	1.49E-02	3.04E-03	1.27E-02		1.25E-03	3.08E-01	0.00
Nickel	1.14E-01	1.49E-03	6.23E-02					1.78E-01	0.00
Silver	2.44E-01	2.18E-03	4.73E-04	6.56E-03	2.73E-02	1.10E-03		2.82E-01	0.00
Thallium									
Thorium									
Titanium									
Vanadium	2.60E-01	1.93E-03	2.01E-04					2.62E-01	0.00
Zinc	3.48E-03	5.98E-04	7.81E-04	1.89E-04	7.89E-04	6.83E-05	3.72E-05	5.94E-03	0.00
Zirconium									
Dissolved Alpha									
Dissolved Beta									
Pathway Total	1.97E+04	2.33E+01	2.28E+02	1.39E-02	5.78E-02	2.44E-03	2.04E-03	1.99E+04	
Fraction of Total	9.87E-01	1.17E-03	1.15E-02	6.97E-07	2.91E-06	1.22E-07	1.03E-07		

----- AREA_CODE=n MEDIA=UCRS Groundwater -----

Analyte	Ingestion of vegetables	Ingestion of beef	Ingestion of milk	Ingestion of chicken	Ingestion of turkey	Ingestion of pork	Ingestion of eggs	Chemical Total	% of Total
Aluminum	1.06E-02	4.69E-05	8.17E-05					1.07E-02	0.00
Antimony	5.21E+00	6.03E-04	4.91E-03					5.21E+00	0.03
Arsenic	1.71E+00	9.92E-03	3.88E-03					1.73E+00	0.01
Barium	1.69E-01	9.95E-05	3.11E-03	2.02E-05	8.44E-05		9.29E-04	1.73E-01	0.00
Cadmium	3.56E-01	3.07E-04	1.00E-02	2.77E-03	1.16E-02	8.76E-04	1.59E-04	3.82E-01	0.00
Chromium	3.69E-01	9.88E-03	1.43E-04					3.79E-01	0.00
Cobalt	1.95E-02	5.45E-06	4.98E-05	4.94E-04	2.06E-03	8.31E-06	1.13E-05	2.21E-02	0.00
Copper	5.58E-02	1.22E-03	2.66E-03	3.07E-04	1.28E-03	2.27E-04	1.41E-04	6.16E-02	0.00
Iron	1.88E-01	1.12E-02	2.18E-04	2.52E-03	1.05E-02	1.10E-03	1.16E-03	2.15E-01	0.00
Lead	1.67E+04	1.98E+01	1.94E+02					1.69E+04	99.94
Manganese	1.00E-01	1.25E-04	9.79E-05	5.65E-05	2.36E-04	6.85E-05	3.11E-05	1.01E-01	0.00
Mercury	2.83E-02	4.60E-04	2.82E-04	6.25E-06	2.60E-05			2.91E-02	0.00
Nickel	3.05E-01	3.99E-03	1.66E-01					4.76E-01	0.00
Thallium									

Table F.8 Systemic toxicity from biota consumption for the child resident - filtered data (continued)

----- AREA_CODE=n MEDIA=UCRS Groundwater -----
 (continued)

Analyte	Ingestion of vegetables	Ingestion of beef	Ingestion of milk	Ingestion of chicken	Ingestion of turkey	Ingestion of pork	Ingestion of eggs	Chemical Total	% of Total
Uranium	4.17E-01	3.72E-04	6.47E-03	5.61E-03	2.34E-02	5.85E-03	2.57E-03	4.62E-01	0.00
Vanadium	1.11E+00	8.21E-03	8.57E-04					1.12E+00	0.01
Zinc	1.06E-02	1.81E-03	2.37E-03	5.75E-04	2.39E-03	2.07E-04	1.13E-04	1.80E-02	0.00
Dissolved Alpha									
Dissolved Beta									
Pathway Total	1.67E+04	1.99E+01	1.94E+02	1.24E-02	5.15E-02	8.34E-03	5.12E-03	1.69E+04	
Fraction of Total	9.87E-01	1.17E-03	1.15E-02	7.30E-07	3.04E-06	4.92E-07	3.02E-07		

Table F.9 Excess lifetime cancer risk from direct contact for the resident - filtered data

----- AREA_CODE=a MEDIA=RGa Groundwater -----

Analyte	Direct ingestion	Dermal contact while showering	Inh. of volatiles while showering	Inh. of volatiles from household use	Chemical Total	% of Total
Aluminum						
Barium						
Cadmium						
Iron						
Manganese						
Vanadium						
Zinc						
Pathway Total						
Fraction of Total						

----- AREA_CODE=a MEDIA=UCRS Groundwater -----

Analyte	Direct ingestion	Dermal contact while showering	Inh. of volatiles while showering	Inh. of volatiles from household use	Chemical Total	% of Total
Arsenic	8.5E-05	3.5E-07			8.6E-05	100.0
Barium						
Manganese						
Nickel						
Thallium						
Vanadium						
Zinc						
Pathway Total	8.5E-05	3.5E-07			8.6E-05	
Fraction of Total	1.0E+00	4.1E-03				

----- AREA_CODE=b MEDIA=McNairy Groundwater -----

Analyte	Direct ingestion	Dermal contact while showering	Inh. of volatiles while showering	Inh. of volatiles from household use	Chemical Total	% of Total
Iron						
Pathway Total						
Fraction of Total						

----- AREA_CODE=b MEDIA=RGa Groundwater -----

Analyte	Direct ingestion	Dermal contact while showering	Inh. of volatiles while showering	Inh. of volatiles from household use	Chemical Total	% of Total
Aluminum						
Arsenic	9.1E-05	3.8E-07			9.2E-05	15.98
Barium						
Beryllium	4.1E-04	7.0E-05			4.8E-04	84.02
Cadmium						
Iron						
Manganese						
Nickel						

Table F.9 Excess lifetime cancer risk from direct contact for the resident - filtered data (continued)

----- AREA_CODE=b MEDIA=RGa Groundwater -----
 (continued)

Analyte	Direct ingestion	Dermal contact while showering	Inh. of volatiles while showering	Inh. of volatiles from household use	Chemical Total	% of Total
Silver						
Vanadium						
Zinc						
Dissolved Alpha						
Dissolved Beta						
Pathway Total	5.0E-04	7.1E-05			5.7E-04	
Fraction of Total	8.8E-01	1.2E-01				

----- AREA_CODE=b MEDIA=UCRS Groundwater -----

Analyte	Direct ingestion	Dermal contact while showering	Inh. of volatiles while showering	Inh. of volatiles from household use	Chemical Total	% of Total
Arsenic	4.2E-04	1.8E-06			4.3E-04	100.0
Barium						
Cadmium						
Lead						
Manganese						
Mercury						
Nickel						
Thallium						
Vanadium						
Zinc						
Dissolved Alpha						
Dissolved Beta						
Pathway Total	4.2E-04	1.8E-06			4.3E-04	
Fraction of Total	1.0E+00	4.1E-03				

----- AREA_CODE=c MEDIA=RGa Groundwater -----

Analyte	Direct ingestion	Dermal contact while showering	Inh. of volatiles while showering	Inh. of volatiles from household use	Chemical Total	% of Total
Barium						
Iron						
Manganese						
Nickel						
Zinc						
Pathway Total						
Fraction of Total						

Table F.9 Excess lifetime cancer risk from direct contact for the resident - filtered data (continued)

----- AREA_CODE=c MEDIA=UCRS Groundwater -----

Analyte	Direct ingestion	Dermal contact while showering	Inh. of volatiles while showering	Inh. of volatiles from household use	Chemical Total	% of Total
Barium						
Manganese						
Vanadium						
Zinc						
Pathway Total						
Fraction of Total						

----- AREA_CODE=d MEDIA=McNairy Groundwater -----

Analyte	Direct ingestion	Dermal contact while showering	Inh. of volatiles while showering	Inh. of volatiles from household use	Chemical Total	% of Total
Zinc						
Pathway Total						
Fraction of Total						

----- AREA_CODE=d MEDIA=RGa Groundwater -----

Analyte	Direct ingestion	Dermal contact while showering	Inh. of volatiles while showering	Inh. of volatiles from household use	Chemical Total	% of Total
Arsenic	7.3E-05	3.0E-07			7.4E-05	11.94
Barium						
Beryllium	4.6E-04	7.9E-05			5.4E-04	88.06
Cadmium						
Chromium						
Manganese						
Nickel						
Thallium						
Vanadium						
Zinc						
Dissolved Alpha						
Dissolved Beta						
Pathway Total	5.4E-04	7.9E-05			6.2E-04	
Fraction of Total	8.7E-01	1.3E-01				

----- AREA_CODE=d MEDIA=UCRS Groundwater -----

Analyte	Direct ingestion	Dermal contact while showering	Inh. of volatiles while showering	Inh. of volatiles from household use	Chemical Total	% of Total
Aluminum						
Arsenic	7.9E-05	3.3E-07			8.0E-05	100.0
Barium						
Cobalt						
Iron						
Manganese						

Table F.9 Excess lifetime cancer risk from direct contact for the resident - filtered data (continued)

----- AREA_CODE=d MEDIA=UCRS Groundwater -----
(continued)

Analyte	Direct ingestion	Dermal contact while showering	Inh. of volatiles while showering	Inh. of volatiles from household use	Chemical Total	% of Total
Nickel						
Uranium						
Vanadium						
Zinc						
Pathway Total	7.9E-05	3.3E-07			8.0E-05	
Fraction of Total	1.0E+00	4.1E-03				

----- AREA_CODE=e MEDIA=McNairy Groundwater -----

Analyte	Direct ingestion	Dermal contact while showering	Inh. of volatiles while showering	Inh. of volatiles from household use	Chemical Total	% of Total
Iron						
Manganese						
Vanadium						
Pathway Total						
Fraction of Total						

----- AREA_CODE=e MEDIA=RGA Groundwater -----

Analyte	Direct ingestion	Dermal contact while showering	Inh. of volatiles while showering	Inh. of volatiles from household use	Chemical Total	% of Total
Barium						
Beryllium	3.7E-04	6.3E-05			4.3E-04	100.0
Cobalt						
Iron						
Manganese						
Molybdenum						
Thallium						
Vanadium						
Zinc						
Dissolved Alpha						
Dissolved Beta						
Pathway Total	3.7E-04	6.3E-05			4.3E-04	
Fraction of Total	8.5E-01	1.5E-01				

----- AREA_CODE=e MEDIA=UCRS Groundwater -----

Analyte	Direct ingestion	Dermal contact while showering	Inh. of volatiles while showering	Inh. of volatiles from household use	Chemical Total	% of Total
Barium						
Manganese						
Nickel						
Vanadium						

Table F.9 Excess lifetime cancer risk from direct contact for the resident - filtered data (continued)

----- AREA_CODE=e MEDIA=UCRS Groundwater -----
 (continued)

Analyte	Direct ingestion	Dermal contact while showering	Inh. of volatiles while showering	Inh. of volatiles from household use	Chemical Total	% of Total
Zinc						
Pathway Total						
Fraction of Total						

----- AREA_CODE=f MEDIA=McNairy Groundwater -----

Analyte	Direct ingestion	Dermal contact while showering	Inh. of volatiles while showering	Inh. of volatiles from household use	Chemical Total	% of Total
Barium						
Pathway Total						
Fraction of Total						

----- AREA_CODE=f MEDIA=RGa Groundwater -----

Analyte	Direct ingestion	Dermal contact while showering	Inh. of volatiles while showering	Inh. of volatiles from household use	Chemical Total	% of Total
Barium						
Cadmium						
Iron						
Manganese						
Nickel						
Vanadium						
Zinc						
Pathway Total						
Fraction of Total						

----- AREA_CODE=f MEDIA=UCRS Groundwater -----

Analyte	Direct ingestion	Dermal contact while showering	Inh. of volatiles while showering	Inh. of volatiles from household use	Chemical Total	% of Total
Barium						
Manganese						
Vanadium						
Zinc						
Pathway Total						
Fraction of Total						

Table F.9 Excess lifetime cancer risk from direct contact for the resident - filtered data (continued)

----- AREA_CODE=g MEDIA=McNairy Groundwater -----

Analyte	Direct ingestion	Dermal contact while showering	Inh. of volatiles while showering	Inh. of volatiles from household use	Chemical Total	% of Total
Iron						
Pathway Total						
Fraction of Total						

----- AREA_CODE=g MEDIA=RGa Groundwater -----

Analyte	Direct ingestion	Dermal contact while showering	Inh. of volatiles while showering	Inh. of volatiles from household use	Chemical Total	% of Total
Aluminum						
Cadmium						
Chromium						
Iron						
Lead						
Manganese						
Nickel						
Thallium						
Zinc						
Pathway Total						
Fraction of Total						

----- AREA_CODE=g MEDIA=UCRS Groundwater -----

Analyte	Direct ingestion	Dermal contact while showering	Inh. of volatiles while showering	Inh. of volatiles from household use	Chemical Total	% of Total
Aluminum						
Manganese						
Vanadium						
Zinc						
Pathway Total						
Fraction of Total						

----- AREA_CODE=h MEDIA=Other Groundwater -----

Analyte	Direct ingestion	Dermal contact while showering	Inh. of volatiles while showering	Inh. of volatiles from household use	Chemical Total	% of Total
Barium						
Manganese						
Nickel						
Thallium						
Vanadium						
Zinc						
Pathway Total						
Fraction of Total						

Table F.9 Excess lifetime cancer risk from direct contact for the resident - filtered data (continued)

----- AREA_CODE=h MEDIA=RGA Groundwater -----

Analyte	Direct ingestion	Dermal contact while showering	Inh. of volatiles while showering	Inh. of volatiles from household use	Chemical Total	% of Total
Barium						
Vanadium						
Pathway Total						
Fraction of Total						

----- AREA_CODE=h MEDIA=UCRS Groundwater -----

Analyte	Direct ingestion	Dermal contact while showering	Inh. of volatiles while showering	Inh. of volatiles from household use	Chemical Total	% of Total
Barium						
Manganese						
Nickel						
Vanadium						
Zinc						
Pathway Total						
Fraction of Total						

----- AREA_CODE=i MEDIA=McNairy Groundwater -----

Analyte	Direct ingestion	Dermal contact while showering	Inh. of volatiles while showering	Inh. of volatiles from household use	Chemical Total	% of Total
Manganese						
Vanadium						
Pathway Total						
Fraction of Total						

----- AREA_CODE=i MEDIA=RGA Groundwater -----

Analyte	Direct ingestion	Dermal contact while showering	Inh. of volatiles while showering	Inh. of volatiles from household use	Chemical Total	% of Total
Antimony						
Arsenic	7.4E-05	3.1E-07			7.4E-05	18.21
Barium						
Beryllium	2.9E-04	4.9E-05			3.3E-04	81.79
Boron						
Cerium						
Chromium						
Copper						
Gallium						
Lithium						
Manganese						
Thorium						
Titanium						
Vanadium						

Table F.9 Excess lifetime cancer risk from direct contact for the resident - filtered data (continued)

----- AREA_CODE=i MEDIA=RGa Groundwater -----
(continued)

Analyte	Direct ingestion	Dermal contact while showering	Inh. of volatiles while showering	Inh. of volatiles from household use	Chemical Total	% of Total
Zinc						
Zirconium						
Dissolved Alpha						
Dissolved Beta						
Pathway Total	3.6E-04	4.9E-05			4.1E-04	
Fraction of Total	8.8E-01	1.2E-01				

----- AREA_CODE=i MEDIA=UCRS Groundwater -----

Analyte	Direct ingestion	Dermal contact while showering	Inh. of volatiles while showering	Inh. of volatiles from household use	Chemical Total	% of Total
Antimony						
Arsenic	2.3E-04	9.5E-07			2.3E-04	100.0
Barium						
Cadmium						
Chromium						
Cobalt						
Copper						
Iron						
Lead						
Manganese						
Mercury						
Nickel						
Uranium						
Vanadium						
Zinc						
Dissolved Alpha						
Dissolved Beta						
Pathway Total	2.3E-04	9.5E-07			2.3E-04	
Fraction of Total	1.0E+00	4.1E-03				

----- AREA_CODE=j MEDIA=McNairy Groundwater -----

Analyte	Direct ingestion	Dermal contact while showering	Inh. of volatiles while showering	Inh. of volatiles from household use	Chemical Total	% of Total
Aluminum						
Arsenic	2.2E-03	9.0E-06			2.2E-03	100.0
Manganese						
Molybdenum						
Pathway Total	2.2E-03	9.0E-06			2.2E-03	
Fraction of Total	1.0E+00	4.1E-03				

Table F.9 Excess lifetime cancer risk from direct contact for the resident - filtered data (continued)

----- AREA_CODE=j MEDIA=RGa Groundwater -----

Analyte	Direct ingestion	Dermal contact while showering	Inh. of volatiles while showering	Inh. of volatiles from household use	Chemical Total	% of Total
Manganese						
Molybdenum						
Thallium						
Vanadium						
Pathway Total						
Fraction of Total						

----- AREA_CODE=k MEDIA=Other Groundwater -----

Analyte	Direct ingestion	Dermal contact while showering	Inh. of volatiles while showering	Inh. of volatiles from household use	Chemical Total	% of Total
Aluminum						
Arsenic	1.1E-04	4.4E-07			1.1E-04	7.62
Barium						
Beryllium	1.1E-03	1.9E-04			1.3E-03	92.38
Cadmium						
Cobalt						
Iron						
Lead						
Manganese						
Nickel						
Strontium						
Uranium						
Vanadium						
Zinc						
Pathway Total	1.2E-03	1.9E-04			1.4E-03	
Fraction of Total	8.7E-01	1.3E-01				

----- AREA_CODE=l MEDIA=McNairy Groundwater -----

Analyte	Direct ingestion	Dermal contact while showering	Inh. of volatiles while showering	Inh. of volatiles from household use	Chemical Total	% of Total
Iron						
Zinc						
Pathway Total						
Fraction of Total						

----- AREA_CODE=l MEDIA=RGa Groundwater -----

Analyte	Direct ingestion	Dermal contact while showering	Inh. of volatiles while showering	Inh. of volatiles from household use	Chemical Total	% of Total
Aluminum						
Arsenic	8.7E-05	3.6E-07			8.8E-05	15.85
Barium						

Table F.9 Excess lifetime cancer risk from direct contact for the resident - filtered data (continued)

----- AREA_CODE=1 MEDIA=RGA Groundwater -----
(continued)

Analyte	Direct ingestion	Dermal contact while showering	Inh. of volatiles while showering	Inh. of volatiles from household use	Chemical Total	% of Total
Beryllium	4.0E-04	6.8E-05			4.7E-04	84.15
Cadmium						
Chromium						
Iron						
Manganese						
Nickel						
Silver						
Thallium						
Vanadium						
Zinc						
Dissolved Alpha						
Dissolved Beta						
Pathway Total	4.9E-04	6.8E-05			5.5E-04	
Fraction of Total	8.8E-01	1.2E-01				

----- AREA_CODE=1 MEDIA=UCRS Groundwater -----

Analyte	Direct ingestion	Dermal contact while showering	Inh. of volatiles while showering	Inh. of volatiles from household use	Chemical Total	% of Total
Aluminum						
Arsenic	3.6E-04	1.5E-06			3.6E-04	100.0
Barium						
Cadmium						
Cobalt						
Iron						
Lead						
Manganese						
Mercury						
Nickel						
Thallium						
Uranium						
Vanadium						
Zinc						
Dissolved Alpha						
Dissolved Beta						
Pathway Total	3.6E-04	1.5E-06			3.6E-04	
Fraction of Total	1.0E+00	4.1E-03				

----- AREA_CODE=m MEDIA=McNairy Groundwater -----

Analyte	Direct ingestion	Dermal contact while showering	Inh. of volatiles while showering	Inh. of volatiles from household use	Chemical Total	% of Total
Aluminum						
Arsenic	2.5E-04	1.0E-06			2.5E-04	100.0
Barium						
Iron						
Manganese						
Molybdenum						

Table F.9 Excess lifetime cancer risk from direct contact for the resident - filtered data (continued)

----- AREA_CODE=m MEDIA=McNairy Groundwater -----
 (continued)

Analyte	Direct ingestion	Dermal contact while showering	Inh. of volatiles while showering	Inh. of volatiles from household use	Chemical Total	% of Total
Vanadium						
Pathway Total	2.5E-04	1.0E-06			2.5E-04	
Fraction of Total	1.0E+00	4.1E-03				

----- AREA_CODE=m MEDIA=Other Groundwater -----

Analyte	Direct ingestion	Dermal contact while showering	Inh. of volatiles while showering	Inh. of volatiles from household use	Chemical Total	% of Total
Aluminum						
Arsenic	9.7E-05	4.0E-07			9.7E-05	15.79
Barium						
Beryllium	4.4E-04	7.5E-05			5.2E-04	84.21
Cadmium						
Cobalt						
Iron						
Lead						
Manganese						
Nickel						
Strontium						
Thallium						
Uranium						
Vanadium						
Zinc						
Pathway Total	5.4E-04	7.6E-05			6.2E-04	
Fraction of Total	8.8E-01	1.2E-01				

----- AREA_CODE=m MEDIA=RGa Groundwater -----

Analyte	Direct ingestion	Dermal contact while showering	Inh. of volatiles while showering	Inh. of volatiles from household use	Chemical Total	% of Total
Aluminum						
Antimony						
Arsenic	7.3E-05	3.0E-07			7.4E-05	16.45
Barium						
Beryllium	3.2E-04	5.4E-05			3.7E-04	83.55
Boron						
Cadmium						
Cerium						
Chromium						
Cobalt						
Copper						
Gallium						
Iron						
Lead						
Lithium						
Manganese						
Molybdenum						
Nickel						

Table F.9 Excess lifetime cancer risk from direct contact for the resident - filtered data (continued)

----- AREA_CODE=m MEDIA=RGA Groundwater -----
(continued)

Analyte	Direct ingestion	Dermal contact while showering	Inh. of volatiles while showering	Inh. of volatiles from household use	Chemical Total	% of Total
Thallium						
Thorium						
Titanium						
Vanadium						
Zinc						
Zirconium						
Dissolved Alpha						
Dissolved Beta						
Pathway Total	3.9E-04	5.5E-05			4.5E-04	
Fraction of Total	8.8E-01	1.2E-01				

----- AREA_CODE=m MEDIA=UCRS Groundwater -----

Analyte	Direct ingestion	Dermal contact while showering	Inh. of volatiles while showering	Inh. of volatiles from household use	Chemical Total	% of Total
Aluminum						
Antimony						
Arsenic	8.4E-05	3.5E-07			8.4E-05	100.0
Barium						
Cadmium						
Chromium						
Cobalt						
Copper						
Iron						
Lead						
Manganese						
Mercury						
Nickel						
Uranium						
Vanadium						
Zinc						
Dissolved Alpha						
Dissolved Beta						
Pathway Total	8.4E-05	3.5E-07			8.4E-05	
Fraction of Total	1.0E+00	4.1E-03				

----- AREA_CODE=n MEDIA=McNairy Groundwater -----

Analyte	Direct ingestion	Dermal contact while showering	Inh. of volatiles while showering	Inh. of volatiles from household use	Chemical Total	% of Total
Aluminum						
Arsenic	2.0E-04	8.4E-07			2.0E-04	100.0
Barium						
Iron						
Manganese						
Molybdenum						
Vanadium						
Zinc						

Table F.9 Excess lifetime cancer risk from direct contact for the resident - filtered data (continued)

----- AREA_CODE=n MEDIA=McNairy Groundwater -----
(continued)

Analyte	Direct ingestion	Dermal contact while showering	Inh. of volatiles while showering	Inh. of volatiles from household use	Chemical Total	% of Total
Pathway Total	2.0E-04	8.4E-07			2.0E-04	
Fraction of Total	1.0E+00	4.1E-03				

----- AREA_CODE=n MEDIA=Other Groundwater -----

Analyte	Direct ingestion	Dermal contact while showering	Inh. of volatiles while showering	Inh. of volatiles from household use	Chemical Total	% of Total
Aluminum						
Arsenic	9.7E-05	4.0E-07			9.7E-05	15.79
Barium						
Beryllium	4.4E-04	7.5E-05			5.2E-04	84.21
Cadmium						
Cobalt						
Iron						
Lead						
Manganese						
Nickel						
Strontium						
Thallium						
Uranium						
Vanadium						
Zinc						
Pathway Total	5.4E-04	7.6E-05			6.2E-04	
Fraction of Total	8.8E-01	1.2E-01				

----- AREA_CODE=n MEDIA=RGA Groundwater -----

Analyte	Direct ingestion	Dermal contact while showering	Inh. of volatiles while showering	Inh. of volatiles from household use	Chemical Total	% of Total
Aluminum						
Antimony						
Arsenic	8.0E-05	3.3E-07			8.0E-05	16.71
Barium						
Beryllium	3.4E-04	5.8E-05			4.0E-04	83.29
Boron						
Cadmium						
Cerium						
Chromium						
Cobalt						
Copper						
Gallium						
Iron						
Lead						
Lithium						
Manganese						
Molybdenum						
Nickel						
Silver						

Table F.9 Excess lifetime cancer risk from direct contact for the resident - filtered data (continued)

----- AREA_CODE=n MEDIA=RGa Groundwater -----
 (continued)

Analyte	Direct ingestion	Dermal contact while showering	Inh. of volatiles while showering	Inh. of volatiles from household use	Chemical Total	% of Total
Thallium						
Thorium						
Titanium						
Vanadium						
Zinc						
Zirconium						
Dissolved Alpha						
Dissolved Beta						
Pathway Total	4.2E-04	5.8E-05			4.8E-04	
Fraction of Total	8.8E-01	1.2E-01				

----- AREA_CODE=n MEDIA=UCRS Groundwater -----

Analyte	Direct ingestion	Dermal contact while showering	Inh. of volatiles while showering	Inh. of volatiles from household use	Chemical Total	% of Total
Aluminum						
Antimony						
Arsenic	3.2E-04	1.3E-06			3.2E-04	100.0
Barium						
Cadmium						
Chromium						
Cobalt						
Copper						
Iron						
Lead						
Manganese						
Mercury						
Nickel						
Thallium						
Uranium						
Vanadium						
Zinc						
Dissolved Alpha						
Dissolved Beta						
Pathway Total	3.2E-04	1.3E-06			3.2E-04	
Fraction of Total	1.0E+00	4.1E-03				

Table F.10 Excess lifetime cancer risk from biota consumption for the resident - filtered data

----- AREA_CODE=a MEDIA=RGA Groundwater -----									
Analyte	Ingestion of vegetables	Ingestion of beef	Ingestion of milk	Ingestion of chicken	Ingestion of turkey	Ingestion of pork	Ingestion of eggs	Chemical Total	% of Total
Aluminum									
Barium									
Cadmium									
Iron									
Manganese									
Vanadium									
Zinc									
Pathway Total									
Fraction of Total									
----- AREA_CODE=a MEDIA=UCRS Groundwater -----									
Analyte	Ingestion of vegetables	Ingestion of beef	Ingestion of milk	Ingestion of chicken	Ingestion of turkey	Ingestion of pork	Ingestion of eggs	Chemical Total	% of Total
Arsenic	4.9E-05	3.3E-07	6.9E-08					5.0E-05	100.0
Barium									
Manganese									
Nickel									
Thallium									
Vanadium									
Zinc									
Pathway Total	4.9E-05	3.3E-07	6.9E-08					5.0E-05	
Fraction of Total	9.9E-01	6.6E-03	1.4E-03						
----- AREA_CODE=b MEDIA=McNairy Groundwater -----									
Analyte	Ingestion of vegetables	Ingestion of beef	Ingestion of milk	Ingestion of chicken	Ingestion of turkey	Ingestion of pork	Ingestion of eggs	Chemical Total	% of Total
Iron									
Pathway Total									
Fraction of Total									
----- AREA_CODE=b MEDIA=RGA Groundwater -----									
Analyte	Ingestion of vegetables	Ingestion of beef	Ingestion of milk	Ingestion of chicken	Ingestion of turkey	Ingestion of pork	Ingestion of eggs	Chemical Total	% of Total
Aluminum									
Arsenic	5.3E-05	3.5E-07	7.3E-08					5.3E-05	18.52
Barium									
Beryllium	2.3E-04	7.9E-07	5.0E-09					2.3E-04	81.48
Cadmium									
Iron									
Manganese									
Nickel									
Silver									
Vanadium									
Zinc									
Dissolved Alpha									
Dissolved Beta									
Pathway Total	2.9E-04	1.1E-06	7.8E-08					2.9E-04	
Fraction of Total	1.0E+00	4.0E-03	2.7E-04						

Table F.10 Excess lifetime cancer risk from biota consumption for the resident - filtered data (continued)

----- AREA_CODE=i MEDIA=RGA Groundwater -----
(continued)

Analyte	Ingestion of vegetables	Ingestion of beef	Ingestion of milk	Ingestion of chicken	Ingestion of turkey	Ingestion of pork	Ingestion of eggs	Chemical Total	% of Total
Lithium									
Manganese									
Thorium									
Titanium									
Vanadium									
Zinc									
Zirconium									
Dissolved Alpha									
Dissolved Beta									
Pathway Total	2.0E-04	8.3E-07	6.3E-08					2.1E-04	
Fraction of Total	1.0E+00	4.0E-03	3.1E-04						

----- AREA_CODE=i MEDIA=UCRS Groundwater -----

Analyte	Ingestion of vegetables	Ingestion of beef	Ingestion of milk	Ingestion of chicken	Ingestion of turkey	Ingestion of pork	Ingestion of eggs	Chemical Total	% of Total
Antimony									
Arsenic	1.3E-04	8.8E-07	1.8E-07					1.3E-04	100.0
Barium									
Cadmium									
Chromium									
Cobalt									
Copper									
Iron									
Lead									
Manganese									
Mercury									
Nickel									
Uranium									
Vanadium									
Zinc									
Dissolved Alpha									
Dissolved Beta									
Pathway Total	1.3E-04	8.8E-07	1.8E-07					1.3E-04	
Fraction of Total	9.9E-01	6.6E-03	1.4E-03						

----- AREA_CODE=j MEDIA=McNairy Groundwater -----

Analyte	Ingestion of vegetables	Ingestion of beef	Ingestion of milk	Ingestion of chicken	Ingestion of turkey	Ingestion of pork	Ingestion of eggs	Chemical Total	% of Total
Aluminum									
Arsenic	1.3E-03	8.3E-06	1.7E-06					1.3E-03	100.0
Manganese									
Molybdenum									
Pathway Total	1.3E-03	8.3E-06	1.7E-06					1.3E-03	
Fraction of Total	9.9E-01	6.6E-03	1.4E-03						

Table F.10 Excess lifetime cancer risk from biota consumption for the resident - filtered data (continued)

----- AREA_CODE=m MEDIA=UCRS Groundwater -----
(continued)

Analyte	Ingestion of vegetables	Ingestion of beef	Ingestion of milk	Ingestion of chicken	Ingestion of turkey	Ingestion of pork	Ingestion of eggs	Chemical Total	% of Total
Arsenic	4.8E-05	3.2E-07	6.7E-08					4.9E-05	100.0
Barium									
Cadmium									
Chromium									
Cobalt									
Copper									
Iron									
Lead									
Manganese									
Mercury									
Nickel									
Uranium									
Vanadium									
Zinc									
Dissolved Alpha									
Dissolved Beta									
Pathway Total	4.8E-05	3.2E-07	6.7E-08					4.9E-05	
Fraction of Total	9.9E-01	6.6E-03	1.4E-03						

----- AREA_CODE=n MEDIA=McNairy Groundwater -----

Analyte	Ingestion of vegetables	Ingestion of beef	Ingestion of milk	Ingestion of chicken	Ingestion of turkey	Ingestion of pork	Ingestion of eggs	Chemical Total	% of Total
Aluminum									
Arsenic	1.2E-04	7.7E-07	1.6E-07					1.2E-04	100.0
Barium									
Iron									
Manganese									
Molybdenum									
Vanadium									
Zinc									
Pathway Total	1.2E-04	7.7E-07	1.6E-07					1.2E-04	
Fraction of Total	9.9E-01	6.6E-03	1.4E-03						

----- AREA_CODE=n MEDIA=Other Groundwater -----

Analyte	Ingestion of vegetables	Ingestion of beef	Ingestion of milk	Ingestion of chicken	Ingestion of turkey	Ingestion of pork	Ingestion of eggs	Chemical Total	% of Total
Aluminum									
Arsenic	5.6E-05	3.7E-07	7.8E-08					5.6E-05	18.31
Barium									
Beryllium	2.5E-04	8.5E-07	5.3E-09					2.5E-04	81.69
Cadmium									
Cobalt									
Iron									
Lead									
Manganese									
Nickel									
Strontium									
Thallium									
Uranium									
Vanadium									
Zinc									
Pathway Total	3.1E-04	1.2E-06	8.3E-08					3.1E-04	

Table F.10 Excess lifetime cancer risk from biota consumption for the resident - filtered data (continued)

----- AREA_CODE=n MEDIA=UCRS Groundwater -----
(continued)

Analyte	Ingestion of vegetables	Ingestion of beef	Ingestion of milk	Ingestion of chicken	Ingestion of turkey	Ingestion of pork	Ingestion of eggs	Chemical Total	% of Total
Uranium									
Vanadium									
Zinc									
Dissolved Alpha									
Dissolved Beta									
Pathway Total	1.9E-04	1.2E-06	2.6E-07					1.9E-04	
Fraction of Total	9.9E-01	6.6E-03	1.4E-03						

Table F.11 Data summary for all analytes - filtered data

----- AREA_CODE=a MEDIA=RGA Groundwater -----

Analyte	Frequency of Detection	Detected Range	Nondetected Range	Distribution	Arithmetic Mean	Units
Aluminum	22/41	1.04E-01 - 4.75E+00	1.00E-02 - 6.25E-01	L	1.91E-01	mg/L
Antimony	0/45		2.66E-02 - 1.85E-01	NT	4.52E-02	mg/L
Arsenic	1/45	2.67E-03 - 2.67E-03	1.10E-03 - 5.00E-03	N	2.23E-03	mg/L
Barium	44/45	4.30E-02 - 3.40E-01	7.00E-02 - 7.00E-02	N	1.08E-01	mg/L
Beryllium	1/45	1.18E-03 - 1.18E-03	2.14E-04 - 1.50E-02	N	3.64E-03	mg/L
Cadmium	2/45	1.20E-02 - 1.70E-02	2.64E-04 - 2.50E-02	N	6.82E-03	mg/L
Calcium	45/45	1.54E+01 - 4.11E+01		N	1.46E+01	mg/L
Chromium	0/45		6.31E-03 - 6.00E-02	NT	2.49E-02	mg/L
Cobalt	1/45	2.25E-02 - 2.25E-02	1.71E-03 - 5.00E-02	N	2.29E-02	mg/L
Copper	0/45		9.20E-03 - 2.50E-02	NT	7.02E-03	mg/L
Iron	11/45	2.00E-02 - 1.77E+01	1.00E-02 - 3.60E-01	L	6.65E-03	mg/L
Lead	0/7		1.32E-03 - 2.50E-01	NT	3.17E-02	mg/L
Magnesium	45/45	6.45E+00 - 1.70E+01		L	6.07E+00	mg/L
Manganese	34/45	5.00E-03 - 8.13E+00	5.00E-03 - 2.00E-02	L	6.55E-02	mg/L
Mercury	0/7		2.10E-04 - 2.10E-04	NT	1.05E-04	mg/L
Molybdenum	0/38		5.00E-02 - 5.50E-02	NT	2.55E-02	mg/L
Nickel	1/45	1.29E-02 - 1.29E-02	8.67E-03 - 1.00E-01	N	3.03E-02	mg/L
Potassium	27/46	1.19E+00 - 4.10E+00	2.00E+00 - 1.05E+01	L	2.83E+00	mg/L
Selenium	1/7	1.65E-03 - 1.65E-03	1.43E-03 - 7.22E-03	N	1.72E-03	mg/L
Silver	1/7	6.31E-03 - 6.31E-03	5.46E-03 - 6.00E-02	N	9.68E-03	mg/L
Sodium	45/45	2.89E+01 - 5.94E+01		N	2.30E+01	mg/L
Thallium	0/41		4.62E-04 - 4.70E-01	NT	6.77E-02	mg/L
Uranium	0/7		1.00E-03 - 1.00E-03	NT	1.00E-03	mg/L
Vanadium	34/41	5.00E-02 - 5.30E-01	3.85E-03 - 5.00E-02	L	1.14E-01	mg/L
Zinc	10/45	5.00E-03 - 4.80E-01	5.00E-03 - 3.00E-02	L	4.66E-03	mg/L

----- AREA_CODE=a MEDIA=UCRS Groundwater -----

Analyte	Frequency of Detection	Detected Range	Nondetected Range	Distribution	Arithmetic Mean	Units
Aluminum	6/12	1.03E-01 - 2.82E-01	1.00E-01 - 1.00E-01	L	1.29E-01	mg/L
Antimony	0/13		6.00E-02 - 1.85E-01	NT	3.48E-02	mg/L
Arsenic	1/13	7.00E-03 - 7.00E-03	5.00E-03 - 5.00E-03	N	2.67E-03	mg/L
Barium	13/13	4.50E-02 - 2.10E-01		L	4.00E-02	mg/L
Beryllium	0/13		4.00E-03 - 1.50E-02	NT	2.85E-03	mg/L
Cadmium	0/13		1.00E-02 - 2.50E-02	NT	5.58E-03	mg/L
Calcium	13/13	1.59E+01 - 5.94E+01		L	1.19E+01	mg/L
Chromium	0/13		5.00E-02 - 6.00E-02	NT	2.54E-02	mg/L

Table F.11 Data summary for all analytes - filtered data (continued)

----- AREA_CODE=a MEDIA=UCRS Groundwater -----
(continued)

Analyte	Frequency of Detection	Detected Range	Nondetected Range	Distribution	Arithmetic Mean	Units
Cobalt	0/13		4.50E-02 - 5.00E-02	NT	2.48E-02	mg/L
Copper	0/13		1.00E-02 - 5.00E-02	NT	7.12E-03	mg/L
Iron	4/12	2.00E-02 - 5.00E-02	1.00E-02 - 3.55E-01	L	1.39E-02	mg/L
Lead	0/3		5.00E-02 - 2.50E-01	NT	5.83E-02	mg/L
Magnesium	13/13	6.16E+00 - 2.10E+01		L	4.67E+00	mg/L
Manganese	12/13	8.00E-03 - 3.25E-01	5.00E-03 - 5.00E-03	L	3.48E-02	mg/L
Mercury	0/3		2.00E-04 - 2.00E-04	NT	1.00E-04	mg/L
Molybdenum	0/12		5.00E-02 - 5.00E-02	NT	2.50E-02	mg/L
Nickel	1/13	3.79E-01 - 3.79E-01	5.00E-02 - 5.00E-02	N	3.77E-02	mg/L
Potassium	0/14		2.00E+00 - 2.00E+00	NT	1.00E+00	mg/L
Selenium	0/3		5.00E-03 - 5.00E-03	NT	2.50E-03	mg/L
Silver	0/1		6.00E-02 - 6.00E-02	NT	3.00E-02	mg/L
Sodium	13/13	5.44E+01 - 1.29E+02		L	3.95E+01	mg/L
Thallium	1/12	1.09E-01 - 1.09E-01	6.00E-02 - 6.00E-02	N	3.20E-02	mg/L
Uranium	0/1			NT		mg/L
Vanadium	10/12	5.20E-02 - 1.73E-01	5.00E-02 - 5.00E-02	L	8.27E-02	mg/L
Zinc	3/13	5.00E-03 - 1.50E-02	5.00E-03 - 3.00E-02	L	5.29E-03	mg/L

----- AREA_CODE=b MEDIA=McNairy Groundwater -----

Analyte	Frequency of Detection	Detected Range	Nondetected Range	Distribution	Arithmetic Mean	Units
Aluminum	0/34		6.25E-01 - 1.00E+00	NT	3.20E-01	mg/L
Antimony	0/12		6.00E-02 - 1.85E-01	NT	8.47E-02	mg/L
Arsenic	0/3		5.00E-03 - 5.00E-03	NT	2.50E-03	mg/L
Barium	4/5	7.00E-02 - 1.30E-01	7.00E-02 - 7.00E-02	N	4.39E-02	mg/L
Beryllium	0/4		5.00E-03 - 1.50E-02	NT	5.00E-03	mg/L
Cadmium	0/4		1.00E-02 - 1.00E-02	NT	5.00E-03	mg/L
Calcium	35/35	1.70E+00 - 2.68E+01		N	7.71E+00	mg/L
Chromium	0/4		5.00E-02 - 6.00E-02	NT	2.75E-02	mg/L
Cobalt	0/4		4.50E-02 - 5.00E-02	NT	2.38E-02	mg/L
Copper	0/4		1.00E-02 - 2.50E-02	NT	8.75E-03	mg/L
Iron	31/35	2.60E-01 - 1.57E+01	2.00E-01 - 3.55E-01	N	3.65E+00	mg/L
Lead	0/4		5.00E-02 - 5.00E-02	NT	2.50E-02	mg/L
Magnesium	35/35	7.80E-01 - 1.18E+01		N	3.76E+00	mg/L
Manganese	34/35	6.00E-02 - 8.01E-01		N	3.11E-01	mg/L
Mercury	0/4		2.00E-04 - 2.00E-04	NT	1.00E-04	mg/L

Table F.11 Data summary for all analytes - filtered data (continued)

----- AREA_CODE=b MEDIA=McNairy Groundwater -----
 (continued)

Analyte	Frequency of Detection	Detected Range	Nondetected Range	Distribution	Arithmetic Mean	Units
Molybdenum	0/4		5.00E-02 - 5.50E-02	NT	2.63E-02	mg/L
Nickel	0/4		5.00E-02 - 1.00E-01	NT	3.75E-02	mg/L
Potassium	6/38	4.36E+00 - 5.65E+00	2.00E+00 - 1.05E+01	L	3.68E+00	mg/L
Selenium	0/3		5.00E-03 - 5.00E-03	NT	2.50E-03	mg/L
Silver	0/3		6.00E-02 - 6.00E-02	NT	3.00E-02	mg/L
Sodium	35/35	3.30E+00 - 3.66E+01		N	1.30E+01	mg/L
Thallium	0/1		4.70E-01 - 4.70E-01	NT	2.35E-01	mg/L
Tin	0/1			NT		mg/L
Uranium	0/3		1.00E-03 - 1.00E-03	NT	1.00E-03	mg/L
Vanadium	1/1	4.90E-02 - 4.90E-02		NT	2.45E-02	mg/L
Zinc	0/4		3.00E-02 - 3.00E-02	NT	1.50E-02	mg/L

----- AREA_CODE=b MEDIA=RGa Groundwater -----

Analyte	Frequency of Detection	Detected Range	Nondetected Range	Distribution	Arithmetic Mean	Units
Aluminum	38/287	9.80E-02 - 3.51E+00	1.00E-01 - 1.00E+00	N	3.04E-01	mg/L
Antimony	1/158	4.30E-03 - 4.30E-03	6.00E-02 - 1.90E-01	N	6.83E-02	mg/L
Arsenic	16/360	6.00E-03 - 1.20E-01	5.00E-03 - 5.00E-03	N	2.89E-03	mg/L
Barium	94/100	2.78E-02 - 5.60E-01	7.00E-02 - 7.00E-02	L	1.74E-01	mg/L
Beryllium	1/93	1.50E-02 - 1.50E-02	3.00E-04 - 1.50E-02	N	4.55E-03	mg/L
Cadmium	2/370	1.40E-02 - 2.50E-02	2.00E-03 - 2.50E-02	N	5.24E-03	mg/L
Calcium	311/312	1.16E+01 - 4.79E+01	2.00E+00 - 2.00E+00	N	1.18E+01	mg/L
Chromium	0/373		1.00E-02 - 6.00E-02	NT	2.34E-02	mg/L
Cobalt	0/93		2.40E-03 - 4.50E-01	NT	2.63E-02	mg/L
Copper	0/93		2.10E-03 - 2.50E-02	NT	8.36E-03	mg/L
Iron	48/314	1.00E-02 - 1.66E+01	1.00E-02 - 3.60E-01	N	1.88E-01	mg/L
Lead	0/329		4.00E-03 - 2.50E-01	NT	3.06E-02	mg/L
Magnesium	313/314	3.13E+00 - 2.20E+01	1.00E-01 - 1.00E-01	N	4.77E+00	mg/L
Manganese	181/308	6.00E-03 - 7.10E+00	5.00E-03 - 1.00E-01	N	3.06E-01	mg/L
Mercury	0/320		2.00E-04 - 2.00E-04	NT	1.00E-04	mg/L
Molybdenum	0/69		5.00E-02 - 5.50E-02	NT	2.56E-02	mg/L
Nickel	47/95	5.40E-02 - 5.30E-01	4.20E-03 - 1.00E-01	L	1.19E-01	mg/L
Potassium	15/325	2.09E+00 - 6.38E+01	2.00E+00 - 1.05E+01	N	2.40E+00	mg/L
Selenium	0/318		5.00E-03 - 5.00E-03	NT	2.50E-03	mg/L
Silver	1/44	6.00E-02 - 6.00E-02	4.10E-03 - 6.00E-02	N	2.90E-02	mg/L
Sodium	313/314	8.29E+00 - 1.50E+02	5.00E+00 - 5.00E+00	N	1.25E+01	mg/L

Table F.11 Data summary for all analytes - filtered data (continued)

----- AREA_CODE=b MEDIA=RGa Groundwater -----
(continued)

Analyte	Frequency of Detection	Detected Range	Nondetected Range	Distribution	Arithmetic Mean	Units
Thallium	0/50		2.20E-03 - 4.70E-01	NT	8.66E-02	mg/L
Tin	0/9		2.80E-01 - 7.01E-01	NT	1.82E-01	mg/L
Uranium	0/194		1.00E-03 - 1.00E-02	NT	1.52E-03	mg/L
Vanadium	41/52	4.20E-02 - 1.36E-01	2.10E-03 - 5.90E-02	N	3.62E-02	mg/L
Zinc	16/93	5.00E-03 - 7.00E-02	5.00E-03 - 3.00E-02	N	1.07E-02	mg/L
Dissolved Alpha	5/6	3.00E-01 - 4.99E+01	0.00E+00 - 0.00E+00	N	5.25E+00	pCi/L
Dissolved Beta	8/8	4.00E+00 - 8.65E+02		L	4.29E+01	pCi/L

----- AREA_CODE=b MEDIA=UCRS Groundwater -----

Analyte	Frequency of Detection	Detected Range	Nondetected Range	Distribution	Arithmetic Mean	Units
Aluminum	42/84	1.08E-01 - 1.10E+00	1.00E-01 - 1.00E+00	L	2.70E-01	mg/L
Antimony	0/68		6.00E-02 - 1.85E-01	NT	4.80E-02	mg/L
Arsenic	37/183	5.60E-03 - 2.90E-01	5.00E-03 - 5.00E-03	N	1.15E-02	mg/L
Barium	58/61	4.20E-02 - 6.12E-01	5.00E-02 - 7.00E-02	L	3.54E-01	mg/L
Beryllium	0/60		4.00E-03 - 5.00E-02	NT	3.99E-03	mg/L
Cadmium	2/184	1.70E-02 - 1.90E-02	2.00E-03 - 2.50E-02	N	5.28E-03	mg/L
Calcium	91/91	7.60E+00 - 1.10E+02		L	2.24E+01	mg/L
Chromium	0/185		1.00E-02 - 6.00E-02	NT	2.36E-02	mg/L
Cobalt	0/60		4.50E-02 - 5.00E-02	NT	2.44E-02	mg/L
Copper	0/60		1.00E-02 - 2.50E-02	NT	6.97E-03	mg/L
Iron	45/90	1.10E-02 - 1.27E+00	1.00E-02 - 3.60E-01	L	1.43E-01	mg/L
Lead	1/134	5.10E-02 - 5.10E-02	4.00E-03 - 2.50E-01	N	2.69E-02	mg/L
Magnesium	91/91	3.82E+00 - 5.35E+01		L	1.08E+01	mg/L
Manganese	58/90	8.00E-03 - 7.00E+00	5.00E-03 - 5.00E-02	L	2.02E-01	mg/L
Mercury	1/133	4.00E-04 - 4.00E-04	2.00E-04 - 2.00E-04	N	1.01E-04	mg/L
Molybdenum	0/54		5.00E-02 - 5.50E-02	NT	2.54E-02	mg/L
Nickel	32/60	5.40E-02 - 2.23E+00	5.00E-02 - 1.00E-01	L	2.39E-01	mg/L
Potassium	4/93	8.64E-01 - 2.20E+00	2.00E+00 - 1.05E+01	N	1.41E+00	mg/L
Selenium	0/132		5.00E-03 - 5.00E-03	NT	2.50E-03	mg/L
Silver	0/9		6.00E-02 - 6.00E-02	NT	3.00E-02	mg/L
Sodium	91/91	2.62E+01 - 2.91E+02		L	6.55E+01	mg/L
Thallium	1/51	2.00E-02 - 2.00E-02	5.60E-02 - 4.70E-01	N	6.57E-02	mg/L
Tin	0/1			NT		mg/L
Uranium	1/75	1.00E-03 - 1.00E-03	1.00E-03 - 1.00E-02	N	1.55E-03	mg/L
Vanadium	46/51	5.30E-02 - 5.33E-01	5.00E-02 - 5.00E-02	L	2.02E-01	mg/L

Table F.11 Data summary for all analytes - filtered data (continued)

----- AREA_CODE=b MEDIA=UCRS Groundwater -----
(continued)

Analyte	Frequency of Detection	Detected Range	Nondetected Range	Distribution	Arithmetic Mean	Units
Zinc	20/60	5.00E-03 - 4.00E-02	5.00E-03 - 3.00E-02	L	8.21E-03	mg/L
Dissolved Alpha	3/3	3.00E+00 - 2.93E+01		N	6.22E+00	pCi/L
Dissolved Beta	3/3	3.00E+00 - 4.63E+02		N	9.97E+01	pCi/L

----- AREA_CODE=c MEDIA=RGA Groundwater -----

Analyte	Frequency of Detection	Detected Range	Nondetected Range	Distribution	Arithmetic Mean	Units
Aluminum	6/14	1.17E-01 - 4.67E-01	1.00E-01 - 6.25E-01	L	1.89E-01	mg/L
Antimony	0/30		6.00E-02 - 1.85E-01	NT	5.98E-02	mg/L
Arsenic	0/29		5.00E-03 - 5.00E-03	NT	2.50E-03	mg/L
Barium	32/33	2.40E-02 - 3.07E-01	7.00E-02 - 7.00E-02	N	9.16E-02	mg/L
Beryllium	0/31		5.00E-03 - 1.50E-02	NT	5.28E-03	mg/L
Cadmium	0/31		1.00E-02 - 2.50E-02	NT	9.29E-03	mg/L
Calcium	33/33	1.38E+01 - 3.60E+01		N	1.28E+01	mg/L
Chromium	0/32		5.00E-02 - 6.00E-02	NT	2.79E-02	mg/L
Cobalt	0/31		4.50E-02 - 5.00E-02	NT	2.36E-02	mg/L
Copper	1/31	1.30E-01 - 1.30E-01	1.00E-02 - 2.50E-02	L	1.08E-02	mg/L
Iron	11/33	1.80E-02 - 6.78E+00	1.00E-02 - 3.60E-01	L	1.33E-01	mg/L
Lead	0/21		5.00E-02 - 2.50E-01	NT	1.14E-01	mg/L
Magnesium	33/33	3.26E+00 - 1.44E+01		N	4.71E+00	mg/L
Manganese	25/32	7.00E-03 - 5.90E-01	2.00E-02 - 5.00E-02	L	1.38E-01	mg/L
Mercury	0/20		2.00E-04 - 2.00E-04	NT	1.00E-04	mg/L
Molybdenum	0/14		5.00E-02 - 5.00E-02	NT	2.50E-02	mg/L
Nickel	8/31	9.20E-02 - 4.89E-01	5.00E-02 - 1.00E-01	L	7.36E-02	mg/L
Potassium	5/34	2.10E+00 - 5.82E+00	2.00E+00 - 1.05E+01	L	2.60E+00	mg/L
Selenium	0/20		5.00E-03 - 5.00E-03	NT	2.50E-03	mg/L
Silver	0/21		6.00E-02 - 6.00E-02	NT	3.00E-02	mg/L
Sodium	33/33	2.74E+01 - 8.56E+01		L	2.56E+01	mg/L
Thallium	0/10		4.40E-02 - 6.00E-02	NT	2.84E-02	mg/L
Uranium	0/21		1.00E-03 - 1.00E-03	NT	1.00E-03	mg/L
Vanadium	6/10	6.30E-02 - 1.19E-01	5.00E-02 - 5.00E-02	L	7.55E-02	mg/L
Zinc	6/31	1.30E-02 - 7.00E-02	5.00E-03 - 3.00E-02	L	1.00E-02	mg/L

Table F.11 Data summary for all analytes - filtered data (continued)

----- AREA_CODE=c MEDIA=UCRS Groundwater -----

Analyte	Frequency of Detection	Detected Range	Nondetected Range	Distribution	Arithmetic Mean	Units
Aluminum	4/5	1.06E-01 - 2.11E-01	1.00E-01 - 1.00E-01	N	7.82E-02	mg/L
Antimony	0/5		6.00E-02 - 6.00E-02	NT	3.00E-02	mg/L
Arsenic	0/5		5.00E-03 - 5.00E-03	NT	2.50E-03	mg/L
Barium	5/5	6.30E-02 - 1.12E-01		N	3.79E-02	mg/L
Beryllium	0/5		5.00E-03 - 5.00E-03	NT	2.50E-03	mg/L
Cadmium	0/5		1.00E-02 - 1.00E-02	NT	5.00E-03	mg/L
Calcium	5/5	1.29E+01 - 2.10E+01		N	8.11E+00	mg/L
Chromium	0/5		5.00E-02 - 5.00E-02	NT	2.50E-02	mg/L
Cobalt	0/5		5.00E-02 - 5.00E-02	NT	2.50E-02	mg/L
Copper	0/5		1.00E-02 - 1.00E-02	NT	5.00E-03	mg/L
Iron	2/5	3.90E-02 - 4.40E-02	1.00E-02 - 1.00E-02	N	1.13E-02	mg/L
Magnesium	5/5	4.05E+00 - 7.46E+00		N	2.74E+00	mg/L
Manganese	4/5	8.00E-03 - 3.21E-01	5.00E-03 - 5.00E-03	N	7.37E-02	mg/L
Molybdenum	0/5		5.00E-02 - 5.00E-02	NT	2.50E-02	mg/L
Nickel	0/5		5.00E-02 - 5.00E-02	NT	2.50E-02	mg/L
Potassium	0/5		2.00E+00 - 2.00E+00	NT	1.00E+00	mg/L
Sodium	5/5	2.23E+01 - 9.19E+01		N	2.63E+01	mg/L
Thallium	0/5		4.40E-02 - 6.00E-02	NT	2.68E-02	mg/L
Vanadium	1/5	6.00E-02 - 6.00E-02	5.00E-02 - 5.00E-02	N	2.60E-02	mg/L
Zinc	3/5	1.00E-02 - 1.80E-02	5.00E-03 - 8.00E-03	N	5.20E-03	mg/L

----- AREA_CODE=d MEDIA=McNairy Groundwater -----

Analyte	Frequency of Detection	Detected Range	Nondetected Range	Distribution	Arithmetic Mean	Units
Aluminum	6/8	1.06E-01 - 2.50E-01	6.25E-01 - 6.25E-01	L	1.59E-01	mg/L
Antimony	0/12		6.00E-02 - 1.85E-01	NT	5.08E-02	mg/L
Arsenic	0/13		5.00E-03 - 5.00E-03	NT	2.50E-03	mg/L
Barium	13/13	1.21E-01 - 1.60E-01		N	7.37E-02	mg/L
Beryllium	0/12		4.00E-03 - 1.50E-02	NT	4.40E-03	mg/L
Cadmium	0/13		1.00E-02 - 2.50E-02	NT	7.73E-03	mg/L
Calcium	12/12	1.82E+01 - 2.15E+01		L	9.83E+00	mg/L
Chromium	0/11		5.00E-02 - 6.00E-02	NT	2.73E-02	mg/L
Cobalt	0/12		4.50E-02 - 5.00E-02	NT	2.40E-02	mg/L
Copper	0/12		1.00E-02 - 2.50E-02	NT	8.41E-03	mg/L
Iron	12/12	1.91E+00 - 8.31E+00		N	2.61E+00	mg/L
Lead	0/11		5.00E-02 - 2.50E-01	NT	6.50E-02	mg/L
Magnesium	12/12	6.23E+00 - 8.06E+00		L	3.41E+00	mg/L

Table F.11 Data summary for all analytes - filtered data (continued)

----- AREA_CODE=d MEDIA=McNairy Groundwater -----
 (continued)

Analyte	Frequency of Detection	Detected Range	Nondetected Range	Distribution	Arithmetic Mean	Units
Manganese	12/12	2.87E-01 - 5.10E-01		N	2.10E-01	mg/L
Mercury	0/11		2.00E-04 - 2.00E-04	NT	1.00E-04	mg/L
Molybdenum	0/8		5.00E-02 - 5.50E-02	NT	2.54E-02	mg/L
Nickel	0/12		5.00E-02 - 1.00E-01	NT	3.64E-02	mg/L
Potassium	7/13	4.38E+00 - 1.31E+01	2.00E+00 - 1.05E+01	N	3.47E+00	mg/L
Selenium	0/13		5.00E-03 - 5.00E-03	NT	2.50E-03	mg/L
Silver	0/6		6.00E-02 - 6.00E-02	NT	3.00E-02	mg/L
Sodium	12/12	1.52E+01 - 2.16E+01		N	9.04E+00	mg/L
Thallium	0/7		5.60E-02 - 4.70E-01	NT	5.90E-02	mg/L
Uranium	0/5			NT		mg/L
Vanadium	3/7	6.10E-02 - 7.00E-02	5.00E-02 - 5.00E-02	N	2.83E-02	mg/L
Zinc	11/12	4.10E-02 - 1.60E-01		L	9.82E-02	mg/L

----- AREA_CODE=d MEDIA=RGa Groundwater -----

Analyte	Frequency of Detection	Detected Range	Nondetected Range	Distribution	Arithmetic Mean	Units
Aluminum	21/29	8.20E-02 - 2.85E-01	1.00E-01 - 6.25E-01	L	1.48E-01	mg/L
Antimony	1/58	2.30E-03 - 2.30E-03	6.00E-02 - 1.85E-01	N	5.16E-02	mg/L
Arsenic	2/88	6.00E-03 - 7.00E-03	5.00E-03 - 5.00E-03	N	2.53E-03	mg/L
Barium	57/62	3.10E-02 - 5.60E-01	5.00E-03 - 7.00E-02	L	1.94E-01	mg/L
Beryllium	1/58	3.10E-02 - 3.10E-02	3.00E-04 - 1.50E-02	N	4.99E-03	mg/L
Cadmium	1/90	3.30E-02 - 3.30E-02	2.00E-03 - 2.50E-02	N	7.14E-03	mg/L
Calcium	57/57	2.60E-02 - 4.87E+01		N	1.01E+01	mg/L
Chromium	2/85	6.70E-02 - 1.94E-01	1.00E-02 - 6.00E-02	N	2.67E-02	mg/L
Cobalt	0/58		2.40E-03 - 5.00E-02	NT	2.33E-02	mg/L
Copper	2/58	2.50E-02 - 4.10E-02	2.10E-03 - 2.50E-02	N	9.02E-03	mg/L
Iron	24/57	1.20E-02 - 1.20E+00	1.00E-02 - 3.60E-01	N	1.39E-01	mg/L
Lead	0/78		4.00E-03 - 2.50E-01	NT	5.84E-02	mg/L
Magnesium	57/57	8.00E-03 - 2.12E+01		N	3.89E+00	mg/L
Manganese	48/57	5.00E-03 - 5.00E+00	5.00E-03 - 2.00E-02	L	5.25E-01	mg/L
Mercury	0/74		2.00E-04 - 2.00E-04	NT	1.00E-04	mg/L
Molybdenum	0/29		5.00E-02 - 5.50E-02	NT	2.52E-02	mg/L
Nickel	13/58	7.80E-02 - 3.27E-01	4.20E-03 - 1.00E-01	L	4.57E-02	mg/L
Potassium	18/63	1.77E+00 - 1.44E+01	2.00E+00 - 1.05E+01	L	3.16E+00	mg/L
Selenium	1/77	3.00E-03 - 3.00E-03	5.00E-03 - 5.00E-03	N	2.47E-03	mg/L
Silver	0/31		4.10E-03 - 6.00E-02	NT	2.88E-02	mg/L

Table F.11 Data summary for all analytes - filtered data (continued)

----- AREA_CODE=d MEDIA=RGA Groundwater -----
(continued)

Analyte	Frequency of Detection	Detected Range	Nondetected Range	Distribution	Arithmetic Mean	Units
Sodium	56/56	3.17E-01 - 5.68E+01		N	1.01E+01	mg/L
Thallium	1/30	9.30E-02 - 9.30E-02	2.20E-03 - 4.70E-01	L	4.96E-02	mg/L
Tin	0/1		7.01E-01 - 7.01E-01	NT	3.51E-01	mg/L
Uranium	0/51		1.00E-03 - 1.00E-02	NT	1.53E-03	mg/L
Vanadium	12/29	1.80E-02 - 1.49E-01	2.10E-03 - 5.00E-02	N	2.98E-02	mg/L
Zinc	17/58	5.00E-03 - 6.60E-02	5.00E-03 - 3.00E-02	N	1.11E-02	mg/L
Dissolved Alpha	2/2	4.90E+00 - 1.16E+01		N	4.13E+00	pCi/L
Dissolved Beta	2/2	3.10E+01 - 9.60E+01		N	3.18E+01	pCi/L

----- AREA_CODE=d MEDIA=UCRS Groundwater -----

Analyte	Frequency of Detection	Detected Range	Nondetected Range	Distribution	Arithmetic Mean	Units
Aluminum	20/30	1.00E-01 - 4.81E+00	1.00E-01 - 6.25E-01	L	2.60E-01	mg/L
Antimony	0/33		6.00E-02 - 1.85E-01	NT	3.78E-02	mg/L
Arsenic	2/41	8.00E-03 - 9.00E-03	5.00E-03 - 5.00E-03	N	2.63E-03	mg/L
Barium	31/41	1.60E-02 - 8.85E-01	5.00E-02 - 7.00E-02	L	1.88E-01	mg/L
Beryllium	0/33		5.00E-03 - 1.50E-02	NT	3.26E-03	mg/L
Cadmium	0/40		1.00E-02 - 2.50E-02	NT	5.94E-03	mg/L
Calcium	33/33	2.57E+00 - 2.73E+02		L	2.85E+01	mg/L
Chromium	0/33		5.00E-02 - 6.00E-02	NT	2.58E-02	mg/L
Cobalt	1/33	5.60E-02 - 5.60E-02	4.50E-02 - 5.00E-02	N	2.48E-02	mg/L
Copper	1/32	1.10E-02 - 1.10E-02	1.00E-02 - 2.50E-02	L	6.13E-03	mg/L
Iron	23/34	1.00E-02 - 4.24E+01	1.00E-02 - 1.00E-02	L	6.33E-01	mg/L
Lead	0/30		5.00E-02 - 2.50E-01	NT	4.50E-02	mg/L
Magnesium	34/34	9.39E-01 - 5.65E+01		L	1.07E+01	mg/L
Manganese	29/34	5.00E-03 - 1.80E+01	5.00E-03 - 5.00E-03	L	7.71E-01	mg/L
Mercury	0/23		2.00E-04 - 2.00E-04	NT	1.00E-04	mg/L
Molybdenum	0/28		5.00E-02 - 5.00E-02	NT	2.50E-02	mg/L
Nickel	1/34	8.70E-02 - 8.70E-02	5.00E-02 - 1.00E-01	N	2.92E-02	mg/L
Potassium	8/35	2.10E+00 - 2.55E+01	2.00E+00 - 2.00E+00	L	1.31E+00	mg/L
Selenium	1/23	7.50E-03 - 7.50E-03	5.00E-03 - 5.00E-03	N	2.60E-03	mg/L
Silver	0/5		6.00E-02 - 6.00E-02	NT	3.00E-02	mg/L
Sodium	34/34	1.77E+01 - 1.45E+02		N	3.60E+01	mg/L
Strontium	0/1		1.21E+00 - 1.21E+00	NT	6.05E-01	mg/L
Thallium	0/29		4.40E-02 - 4.70E-01	NT	3.54E-02	mg/L
Uranium	11/13	4.00E-02 - 1.30E-01	1.00E-03 - 1.00E-03	N	7.12E-02	mg/L

Table F.11 Data summary for all analytes - filtered data (continued)

----- AREA_CODE=d MEDIA=UCRS Groundwater -----
 (continued)

Analyte	Frequency of Detection	Detected Range	Nondetected Range	Distribution	Arithmetic Mean	Units
Vanadium	22/28	5.10E-02 - 4.72E-01	5.00E-02 - 5.00E-02	L	1.28E-01	mg/L
Zinc	9/33	5.00E-03 - 2.10E-02	5.00E-03 - 3.00E-02	L	6.66E-03	mg/L

----- AREA_CODE=e MEDIA=McNairy Groundwater -----

Analyte	Frequency of Detection	Detected Range	Nondetected Range	Distribution	Arithmetic Mean	Units
Aluminum	3/38	3.63E-01 - 7.72E-01	6.25E-01 - 6.30E-01	N	3.11E-01	mg/L
Antimony	0/18		6.00E-02 - 1.85E-01	NT	6.98E-02	mg/L
Arsenic	0/9		5.00E-03 - 5.00E-03	NT	2.50E-03	mg/L
Barium	5/10	2.20E-02 - 1.30E-01	5.00E-02 - 7.00E-02	N	3.97E-02	mg/L
Beryllium	0/9		4.00E-03 - 1.50E-02	NT	4.08E-03	mg/L
Cadmium	0/10		1.00E-02 - 2.50E-02	NT	7.14E-03	mg/L
Calcium	40/40	4.07E+00 - 1.36E+02		L	3.40E+00	mg/L
Chromium	0/8		5.00E-02 - 6.00E-02	NT	2.67E-02	mg/L
Cobalt	0/9		4.50E-02 - 5.00E-02	NT	2.42E-02	mg/L
Copper	0/9		1.00E-02 - 2.50E-02	NT	7.50E-03	mg/L
Iron	39/40	1.11E-01 - 2.68E+01	3.55E-01 - 3.55E-01	N	9.61E+00	mg/L
Lead	0/5		5.00E-02 - 2.50E-01	NT	9.17E-02	mg/L
Magnesium	40/40	2.30E+00 - 8.55E+01		L	2.00E+00	mg/L
Manganese	39/40	2.20E-02 - 1.10E+00	2.00E-02 - 2.00E-02	N	3.77E-01	mg/L
Mercury	0/4		2.00E-04 - 2.00E-04	NT	1.00E-04	mg/L
Molybdenum	0/8		5.00E-02 - 5.50E-02	NT	2.55E-02	mg/L
Nickel	0/9		5.00E-02 - 1.00E-01	NT	3.33E-02	mg/L
Potassium	26/40	4.25E+00 - 1.01E+02	1.05E+01 - 1.05E+01	L	1.19E+01	mg/L
Selenium	0/6		5.00E-03 - 5.00E-03	NT	2.50E-03	mg/L
Silver	0/6		6.00E-02 - 6.00E-02	NT	3.00E-02	mg/L
Sodium	40/40	1.50E+01 - 9.91E+01		L	9.30E+00	mg/L
Thallium	0/3		6.00E-02 - 4.70E-01	NT	9.83E-02	mg/L
Tin	0/1		2.80E-01 - 2.80E-01	NT	1.40E-01	mg/L
Uranium	0/5		1.00E-03 - 1.00E-03	NT	1.00E-03	mg/L
Vanadium	1/4	9.12E-01 - 9.12E-01	4.00E-02 - 5.00E-02	N	1.32E-01	mg/L
Zinc	3/10	1.20E-02 - 1.80E-02	3.00E-02 - 1.00E-01	L	1.65E-02	mg/L

Table F.11 Data summary for all analytes - filtered data (continued)

----- AREA_CODE=e MEDIA=RGA Groundwater -----

Analyte	Frequency of Detection	Detected Range	Nondetected Range	Distribution	Arithmetic Mean	Units
Aluminum	70/337	7.60E-02 - 5.54E-01	1.00E-02 - 7.50E-01	N	2.50E-01	mg/L
Antimony	0/210		6.00E-02 - 1.90E-01	NT	6.17E-02	mg/L
Arsenic	0/138		5.00E-03 - 5.00E-03	NT	2.50E-03	mg/L
Barium	151/154	2.40E-02 - 3.06E-01	7.00E-02 - 7.00E-02	N	7.25E-02	mg/L
Beryllium	1/147	6.00E-03 - 6.00E-03	4.00E-03 - 1.50E-02	N	4.16E-03	mg/L
Cadmium	0/146		1.00E-02 - 2.50E-01	NT	8.40E-03	mg/L
Calcium	369/369	4.30E+00 - 8.24E+01		N	1.06E+01	mg/L
Chromium	0/147		5.00E-02 - 6.00E-02	NT	2.67E-02	mg/L
Cobalt	2/147	6.20E-02 - 8.40E-02	4.50E-02 - 5.00E-02	N	2.43E-02	mg/L
Copper	2/147	1.10E-02 - 1.60E-02	1.00E-02 - 2.50E-02	N	7.70E-03	mg/L
Iron	46/368	1.00E-02 - 1.55E+01	1.00E-02 - 3.60E-01	N	2.80E-01	mg/L
Lead	0/58		5.00E-02 - 2.50E-01	NT	1.00E-01	mg/L
Magnesium	371/371	2.85E+00 - 1.20E+01		N	4.22E+00	mg/L
Manganese	111/363	5.00E-03 - 6.38E+00	5.00E-03 - 1.00E-01	N	3.35E-02	mg/L
Mercury	0/51		2.00E-04 - 2.00E-04	NT	1.00E-04	mg/L
Molybdenum	1/118	6.40E-02 - 6.40E-02	5.00E-02 - 5.50E-02	N	2.55E-02	mg/L
Nickel	11/147	5.50E-02 - 2.46E-01	5.00E-02 - 1.00E-01	N	3.62E-02	mg/L
Potassium	41/381	2.02E+00 - 4.48E+01	2.00E+00 - 1.05E+01	N	2.25E+00	mg/L
Selenium	0/51		5.00E-03 - 5.00E-03	NT	2.50E-03	mg/L
Silver	0/50		6.00E-02 - 6.00E-02	NT	3.00E-02	mg/L
Sodium	371/371	1.55E+01 - 5.00E+01		L	1.39E+01	mg/L
Thallium	2/96	6.80E-02 - 9.30E-02	5.60E-02 - 4.70E-01	N	7.43E-02	mg/L
Tin	0/7		2.80E-01 - 2.80E-01	NT	1.40E-01	mg/L
Uranium	1/47	1.00E-03 - 1.00E-03	1.00E-03 - 1.00E-03	N	1.00E-03	mg/L
Vanadium	72/99	3.90E-02 - 4.60E-01	4.00E-02 - 5.00E-02	L	7.45E-02	mg/L
Zinc	40/147	5.00E-03 - 2.25E-01	5.00E-03 - 3.00E-02	N	1.53E-02	mg/L
Dissolved Alpha	1/1	1.90E+00 - 1.90E+00		NT	9.50E-01	pCi/L
Dissolved Beta	2/2	3.00E+00 - 1.70E+01		N	5.00E+00	pCi/L

----- AREA_CODE=e MEDIA=UCRS Groundwater -----

Analyte	Frequency of Detection	Detected Range	Nondetected Range	Distribution	Arithmetic Mean	Units
Aluminum	2/28	2.19E-01 - 3.86E-01	6.25E-01 - 1.00E+00	N	3.31E-01	mg/L
Antimony	0/6		6.00E-02 - 1.85E-01	NT	4.56E-02	mg/L
Arsenic	0/3		5.00E-03 - 5.00E-03	NT	2.50E-03	mg/L
Barium	6/6	9.20E-02 - 9.87E-01		N	2.32E-01	mg/L
Beryllium	0/5		5.00E-03 - 1.50E-02	NT	3.75E-03	mg/L

Table F.11 Data summary for all analytes - filtered data (continued)

----- AREA_CODE=e MEDIA=UCRS Groundwater -----
 (continued)

Analyte	Frequency of Detection	Detected Range	Nondetected Range	Distribution	Arithmetic Mean	Units
Cadmium	0/5		1.00E-02 - 2.50E-02	NT	6.88E-03	mg/L
Calcium	27/28	1.38E+01 - 7.42E+01		L	2.19E+01	mg/L
Chromium	0/5		5.00E-02 - 6.00E-02	NT	2.63E-02	mg/L
Cobalt	0/5		4.50E-02 - 5.00E-02	NT	2.44E-02	mg/L
Copper	0/5		1.00E-02 - 2.50E-02	NT	6.88E-03	mg/L
Iron	2/28	4.45E-01 - 7.18E-01	2.00E-01 - 3.60E-01	L	8.45E-02	mg/L
Lead	0/3		5.00E-02 - 2.50E-01	NT	7.50E-02	mg/L
Magnesium	27/28	5.37E+00 - 3.20E+01		L	8.98E+00	mg/L
Manganese	4/27	2.00E-02 - 7.20E-02	2.00E-02 - 2.00E-02	L	1.33E-02	mg/L
Mercury	0/2		2.00E-04 - 2.00E-04	NT	1.00E-04	mg/L
Molybdenum	0/5		5.00E-02 - 5.50E-02	NT	2.56E-02	mg/L
Nickel	2/5	1.29E-01 - 6.70E-01	5.00E-02 - 1.00E-01	N	1.19E-01	mg/L
Potassium	1/26	2.33E+00 - 2.33E+00	2.00E+00 - 1.05E+01	L	1.40E+00	mg/L
Selenium	0/2		5.00E-03 - 5.00E-03	NT	2.50E-03	mg/L
Silver	0/2		6.00E-02 - 6.00E-02	NT	3.00E-02	mg/L
Sodium	27/28	4.64E+01 - 1.45E+02		L	7.10E+01	mg/L
Thallium	0/2		6.00E-02 - 4.70E-01	NT	1.33E-01	mg/L
Tin	0/1		2.80E-01 - 2.80E-01	NT	1.40E-01	mg/L
Uranium	1/2	1.00E-03 - 1.00E-03	1.00E-03 - 1.00E-03	N	1.00E-03	mg/L
Vanadium	2/3	2.08E-01 - 2.82E-01	4.00E-02 - 4.00E-02	N	8.83E-02	mg/L
Zinc	2/5	1.50E-02 - 1.90E-02	3.00E-02 - 3.00E-02	N	1.18E-02	mg/L

----- AREA_CODE=f MEDIA=McNairy Groundwater -----

Analyte	Frequency of Detection	Detected Range	Nondetected Range	Distribution	Arithmetic Mean	Units
Aluminum	2/3	1.60E-01 - 2.70E-01		N	1.08E-01	mg/L
Antimony	0/5		6.00E-02 - 1.85E-01	NT	5.08E-02	mg/L
Arsenic	0/6		5.00E-03 - 5.00E-03	NT	2.50E-03	mg/L
Barium	6/6	2.07E-01 - 3.20E-01		N	1.33E-01	mg/L
Beryllium	0/5		5.00E-03 - 1.50E-02	NT	5.00E-03	mg/L
Cadmium	0/6		1.00E-02 - 2.50E-02	NT	8.00E-03	mg/L
Calcium	5/5	1.87E+01 - 2.20E+01		N	1.01E+01	mg/L
Chromium	0/4		5.00E-02 - 6.00E-02	NT	2.75E-02	mg/L
Cobalt	0/5		4.50E-02 - 5.00E-02	NT	2.38E-02	mg/L
Copper	0/5		1.00E-02 - 2.50E-02	NT	8.75E-03	mg/L
Iron	5/5	2.66E+00 - 4.50E+00		N	1.81E+00	mg/L

Table F.11 Data summary for all analytes - filtered data (continued)

----- AREA_CODE=f MEDIA=McNairy Groundwater -----
 (continued)

Analyte	Frequency of Detection	Detected Range	Nondetected Range	Distribution	Arithmetic Mean	Units
Lead	0/2		2.50E-01 - 2.50E-01	NT	1.25E-01	mg/L
Magnesium	5/5	5.10E+00 - 6.60E+00		N	2.91E+00	mg/L
Manganese	5/5	2.39E-01 - 3.48E-01		N	1.56E-01	mg/L
Mercury	0/2			NT		mg/L
Molybdenum	0/3		5.00E-02 - 5.00E-02	NT	2.50E-02	mg/L
Nickel	0/5		5.00E-02 - 1.00E-01	NT	3.75E-02	mg/L
Potassium	4/6	1.61E+01 - 2.26E+01		N	9.93E+00	mg/L
Selenium	0/4		5.00E-03 - 5.00E-03	NT	2.50E-03	mg/L
Silver	0/4		6.00E-02 - 6.00E-02	NT	3.00E-02	mg/L
Sodium	5/5	2.21E+01 - 2.61E+01		N	1.21E+01	mg/L
Thallium	0/2		6.00E-02 - 6.00E-02	NT	3.00E-02	mg/L
Uranium	0/3			NT		mg/L
Vanadium	0/2		5.00E-02 - 5.00E-02	NT	2.50E-02	mg/L
Zinc	1/5	1.00E-02 - 1.00E-02	5.00E-03 - 3.00E-02	N	9.38E-03	mg/L

----- AREA_CODE=f MEDIA=RGA Groundwater -----

Analyte	Frequency of Detection	Detected Range	Nondetected Range	Distribution	Arithmetic Mean	Units
Aluminum	43/75	1.02E-01 - 4.57E-01	1.00E-01 - 7.50E-01	L	2.12E-01	mg/L
Antimony	0/79		6.00E-02 - 1.90E-01	NT	4.59E-02	mg/L
Arsenic	0/75		5.00E-03 - 5.00E-03	NT	2.50E-03	mg/L
Barium	97/98	7.40E-02 - 3.03E-01	7.00E-02 - 7.00E-02	N	9.83E-02	mg/L
Beryllium	0/80		4.00E-03 - 1.50E-02	NT	3.96E-03	mg/L
Cadmium	2/95	1.10E-02 - 1.60E-02	1.00E-02 - 2.50E-02	N	7.02E-03	mg/L
Calcium	99/99	1.57E+01 - 6.50E+01		L	1.68E+01	mg/L
Chromium	0/88		5.00E-02 - 6.00E-02	NT	2.67E-02	mg/L
Cobalt	0/80		4.50E-02 - 5.00E-02	NT	2.43E-02	mg/L
Copper	1/88	1.30E-02 - 1.30E-02	1.00E-02 - 2.50E-02	N	7.06E-03	mg/L
Iron	42/97	1.00E-02 - 5.50E+00	1.00E-02 - 3.60E-01	L	7.45E-02	mg/L
Lead	0/35		5.00E-02 - 2.50E-01	NT	7.72E-02	mg/L
Magnesium	99/99	5.12E+00 - 2.33E+01		L	6.68E+00	mg/L
Manganese	48/89	5.00E-03 - 9.56E-01	5.00E-03 - 5.00E-02	L	3.85E-02	mg/L
Mercury	0/25		2.00E-04 - 2.00E-04	NT	1.00E-04	mg/L
Molybdenum	0/67		5.00E-02 - 5.50E-02	NT	2.54E-02	mg/L
Nickel	33/90	3.20E-02 - 5.00E-01	5.00E-02 - 1.00E-01	L	7.26E-02	mg/L
Potassium	52/91	2.08E+00 - 1.77E+01	2.00E+00 - 1.05E+01	L	5.76E+00	mg/L

Table F.11 Data summary for all analytes - filtered data (continued)

----- AREA_CODE=f MEDIA=RGa Groundwater -----
(continued)

Analyte	Frequency of Detection	Detected Range	Nondetected Range	Distribution	Arithmetic Mean	Units
Selenium	0/31		5.00E-03 - 5.00E-03	NT	2.50E-03	mg/L
Silver	0/42		6.00E-02 - 6.00E-02	NT	3.00E-02	mg/L
Sodium	98/99	2.90E+01 - 7.32E+01	4.00E-02 - 4.00E-02	N	2.21E+01	mg/L
Thallium	0/43		5.60E-02 - 4.70E-01	NT	6.99E-02	mg/L
Uranium	0/34		1.00E-03 - 1.00E-03	NT	1.00E-03	mg/L
Vanadium	43/45	5.70E-02 - 2.22E-01	5.00E-02 - 5.00E-02	N	6.72E-02	mg/L
Zinc	22/88	5.00E-03 - 1.31E-01	5.00E-03 - 3.00E-02	L	1.01E-02	mg/L

----- AREA_CODE=f MEDIA=UCRS Groundwater -----

Analyte	Frequency of Detection	Detected Range	Nondetected Range	Distribution	Arithmetic Mean	Units
Aluminum	2/2	4.22E-01 - 1.10E+00		N	3.81E-01	mg/L
Antimony	0/3		6.00E-02 - 1.85E-01	NT	5.08E-02	mg/L
Arsenic	0/2			NT		mg/L
Barium	3/3	1.40E-01 - 1.63E-01		N	7.48E-02	mg/L
Beryllium	0/3		5.00E-03 - 1.50E-02	NT	4.17E-03	mg/L
Cadmium	0/3		1.00E-02 - 2.50E-02	NT	7.50E-03	mg/L
Calcium	3/3	1.92E+01 - 2.35E+01		N	1.07E+01	mg/L
Chromium	0/3		5.00E-02 - 6.00E-02	NT	2.67E-02	mg/L
Cobalt	0/3		4.50E-02 - 5.00E-02	NT	2.42E-02	mg/L
Copper	0/3		1.00E-02 - 2.50E-02	NT	7.50E-03	mg/L
Iron	3/3	5.80E-02 - 1.30E+00		N	4.10E-01	mg/L
Lead	0/1		2.50E-01 - 2.50E-01	NT	1.25E-01	mg/L
Magnesium	3/3	8.00E+00 - 1.05E+01		N	4.54E+00	mg/L
Manganese	1/3	1.50E-02 - 1.50E-02	5.00E-03 - 2.00E-02	N	6.67E-03	mg/L
Mercury	0/1			NT		mg/L
Molybdenum	0/2		5.00E-02 - 5.00E-02	NT	2.50E-02	mg/L
Nickel	0/3		5.00E-02 - 1.00E-01	NT	3.33E-02	mg/L
Potassium	0/4		2.00E+00 - 2.00E+00	NT	1.00E+00	mg/L
Selenium	0/1			NT		mg/L
Silver	0/1			NT		mg/L
Sodium	3/3	4.88E+01 - 6.27E+01		N	2.74E+01	mg/L
Thallium	0/1		6.00E-02 - 6.00E-02	NT	3.00E-02	mg/L
Uranium	0/1			NT		mg/L
Vanadium	2/2	5.40E-02 - 5.50E-02		N	2.73E-02	mg/L
Zinc	2/3	1.40E-02 - 1.50E-02	3.00E-02 - 3.00E-02	N	9.83E-03	mg/L

Table F.11 Data summary for all analytes - filtered data (continued)

----- AREA_CODE=g MEDIA=McNairy Groundwater -----

Analyte	Frequency of Detection	Detected Range	Nondetected Range	Distribution	Arithmetic Mean	Units
Aluminum	4/8	1.23E-01 - 2.49E-01	1.00E-01 - 6.20E-01	L	1.71E-01	mg/L
Antimony	0/8		6.00E-02 - 1.80E-01	NT	3.86E-02	mg/L
Arsenic	0/9		5.00E-03 - 5.00E-03	NT	2.50E-03	mg/L
Barium	8/9	5.70E-02 - 9.70E-02	7.00E-02 - 7.00E-02	L	8.23E-02	mg/L
Beryllium	0/8		4.00E-03 - 1.50E-02	NT	3.14E-03	mg/L
Cadmium	0/9		1.00E-02 - 2.50E-02	NT	5.94E-03	mg/L
Calcium	8/8	1.08E+01 - 2.95E+01		L	9.62E+00	mg/L
Chromium	0/7		5.00E-02 - 6.00E-02	NT	2.57E-02	mg/L
Cobalt	0/8		4.50E-02 - 5.00E-02	NT	2.46E-02	mg/L
Copper	1/8	1.30E-02 - 1.30E-02	1.00E-02 - 2.50E-02	L	6.28E-03	mg/L
Iron	8/8	6.96E+00 - 1.24E+01		L	4.73E+00	mg/L
Lead	0/7		5.00E-02 - 2.50E-01	NT	4.17E-02	mg/L
Magnesium	8/8	5.97E+00 - 6.86E+00		L	3.18E+00	mg/L
Manganese	8/8	5.47E-01 - 6.44E-01		N	2.96E-01	mg/L
Mercury	0/7		2.00E-04 - 2.00E-04	NT	1.00E-04	mg/L
Molybdenum	0/8		5.00E-02 - 5.50E-02	NT	2.54E-02	mg/L
Nickel	0/8		5.00E-02 - 1.00E-01	NT	2.86E-02	mg/L
Potassium	7/8	5.28E+00 - 1.34E+01		L	1.00E+01	mg/L
Selenium	0/9		5.00E-03 - 5.00E-03	NT	2.50E-03	mg/L
Silver	0/2		6.00E-02 - 6.00E-02	NT	3.00E-02	mg/L
Sodium	8/8	2.13E+01 - 2.80E+01		N	1.30E+01	mg/L
Thallium	0/7		5.60E-02 - 4.70E-01	NT	5.90E-02	mg/L
Uranium	0/1			NT		mg/L
Vanadium	5/7	4.80E-02 - 5.80E-02	5.00E-02 - 5.00E-02	L	5.38E-02	mg/L
Zinc	5/8	8.00E-03 - 3.60E-02	5.00E-03 - 3.00E-02	L	1.75E-02	mg/L

----- AREA_CODE=g MEDIA=RGA Groundwater -----

Analyte	Frequency of Detection	Detected Range	Nondetected Range	Distribution	Arithmetic Mean	Units
Aluminum	17/27	1.05E-01 - 1.68E+00	1.00E-01 - 6.20E-01	L	2.26E-01	mg/L
Antimony	0/30		6.00E-02 - 1.90E-01	NT	4.49E-02	mg/L
Arsenic	0/34		5.00E-03 - 5.00E-03	NT	2.50E-03	mg/L
Barium	34/34	6.70E-02 - 1.67E-01		N	6.33E-02	mg/L
Beryllium	0/30		4.00E-03 - 1.50E-02	NT	3.66E-03	mg/L
Cadmium	1/34	1.20E-02 - 1.20E-02	1.00E-02 - 2.50E-02	L	6.61E-03	mg/L
Calcium	30/30	1.30E+01 - 3.18E+01		L	1.09E+01	mg/L
Chromium	1/29	9.20E-02 - 9.20E-02	5.00E-02 - 6.00E-02	L	2.69E-02	mg/L

Table F.11 Data summary for all analytes - filtered data (continued)

----- AREA_CODE=g MEDIA=RGa Groundwater -----
(continued)

Analyte	Frequency of Detection	Detected Range	Nondetected Range	Distribution	Arithmetic Mean	Units
Cobalt	0/30		4.50E-02 - 4.50E-01	NT	3.15E-02	mg/L
Copper	3/30	1.00E-02 - 2.00E-02	1.00E-02 - 2.50E-02	L	6.77E-03	mg/L
Iron	18/30	1.60E-02 - 2.65E+00	1.00E-02 - 3.60E-01	L	8.91E-02	mg/L
Lead	1/24	9.80E-02 - 9.80E-02	5.00E-02 - 2.50E-01	L	5.21E-02	mg/L
Magnesium	29/29	4.78E+00 - 1.10E+01		N	4.46E+00	mg/L
Manganese	17/30	5.00E-03 - 1.28E-01	5.00E-03 - 2.00E-02	L	2.18E-02	mg/L
Mercury	0/25		2.00E-04 - 2.00E-04	NT	1.00E-04	mg/L
Molybdenum	0/27		5.00E-02 - 5.50E-02	NT	2.54E-02	mg/L
Nickel	8/30	6.50E-02 - 3.82E-01	5.00E-02 - 1.00E-01	L	5.40E-02	mg/L
Potassium	17/30	2.02E+00 - 4.26E+00	2.00E+00 - 1.05E+01	L	2.55E+00	mg/L
Selenium	0/29		5.00E-03 - 5.00E-03	NT	2.50E-03	mg/L
Silver	0/8		6.00E-02 - 6.00E-02	NT	3.00E-02	mg/L
Sodium	30/30	1.39E+01 - 3.80E+01		N	1.44E+01	mg/L
Thallium	1/28	6.30E-02 - 6.30E-02	5.60E-02 - 4.70E-01	L	6.73E-02	mg/L
Uranium	0/6			NT		mg/L
Vanadium	19/26	5.10E-02 - 1.10E-01	4.00E-02 - 5.00E-02	N	3.52E-02	mg/L
Zinc	9/30	8.00E-03 - 8.30E-02	5.00E-03 - 3.00E-02	L	9.37E-03	mg/L

----- AREA_CODE=g MEDIA=UCRS Groundwater -----

Analyte	Frequency of Detection	Detected Range	Nondetected Range	Distribution	Arithmetic Mean	Units
Aluminum	7/9	1.02E-01 - 1.74E+00	1.00E-01 - 6.20E-01	L	3.44E-01	mg/L
Antimony	0/9		6.00E-02 - 1.80E-01	NT	3.67E-02	mg/L
Arsenic	0/9		5.00E-03 - 5.00E-03	NT	2.50E-03	mg/L
Barium	8/9	1.30E-02 - 6.90E-02	7.00E-02 - 7.00E-02	N	2.56E-02	mg/L
Beryllium	0/9		4.00E-03 - 1.50E-02	NT	3.00E-03	mg/L
Cadmium	0/9		1.00E-02 - 2.50E-02	NT	5.83E-03	mg/L
Calcium	9/9	2.22E+00 - 5.20E+01		N	1.04E+01	mg/L
Chromium	0/9		5.00E-02 - 6.00E-02	NT	2.56E-02	mg/L
Cobalt	0/9		4.50E-02 - 5.00E-02	NT	2.47E-02	mg/L
Copper	1/9	1.00E-02 - 1.00E-02	1.00E-02 - 2.50E-02	N	5.83E-03	mg/L
Iron	5/9	2.40E-02 - 4.72E-01	1.00E-02 - 3.60E-01	L	6.24E-02	mg/L
Lead	0/7		5.00E-02 - 2.50E-01	NT	4.17E-02	mg/L
Magnesium	9/9	1.04E+00 - 1.90E+01		N	4.07E+00	mg/L
Manganese	8/9	1.10E-02 - 1.70E+00	5.00E-03 - 5.00E-03	L	2.03E-01	mg/L
Mercury	0/7		2.00E-04 - 2.00E-04	NT	1.00E-04	mg/L

Table F.11 Data summary for all analytes - filtered data (continued)

----- AREA_CODE=g MEDIA=UCRS Groundwater -----
 (continued)

Analyte	Frequency of Detection	Detected Range	Nondetected Range	Distribution	Arithmetic Mean	Units
Molybdenum	0/9		5.00E-02 - 5.50E-02	NT	2.53E-02	mg/L
Nickel	0/9		5.00E-02 - 1.00E-01	NT	2.78E-02	mg/L
Potassium	3/9	2.97E+00 - 8.80E+00	2.00E+00 - 2.00E+00	L	2.23E+00	mg/L
Selenium	0/7		5.00E-03 - 5.00E-03	NT	2.50E-03	mg/L
Sodium	8/9	7.87E+00 - 8.36E+01	4.00E-02 - 4.00E-02	N	1.48E+01	mg/L
Thallium	0/9		5.60E-02 - 4.70E-01	NT	5.26E-02	mg/L
Vanadium	5/9	5.10E-02 - 1.50E-01	5.00E-02 - 5.00E-02	L	7.32E-02	mg/L
Zinc	7/9	7.00E-03 - 2.90E-02	5.00E-03 - 3.00E-02	N	9.33E-03	mg/L

----- AREA_CODE=h MEDIA=McNairy Groundwater -----

Analyte	Frequency of Detection	Detected Range	Nondetected Range	Distribution	Arithmetic Mean	Units
Aluminum	5/8	8.70E-02 - 2.08E-01	1.00E-01 - 6.20E-01	L	1.47E-01	mg/L
Antimony	0/8		6.00E-02 - 1.85E-01	NT	4.04E-02	mg/L
Arsenic	0/10		5.00E-03 - 5.00E-03	NT	2.50E-03	mg/L
Barium	10/10	1.02E-01 - 1.75E-01		N	7.64E-02	mg/L
Beryllium	0/9		4.00E-03 - 1.50E-02	NT	3.69E-03	mg/L
Cadmium	0/10		1.00E-02 - 2.50E-02	NT	6.67E-03	mg/L
Calcium	9/9	2.49E+01 - 3.00E+01		N	1.38E+01	mg/L
Chromium	0/8		5.00E-02 - 6.00E-02	NT	2.63E-02	mg/L
Cobalt	0/9		4.50E-02 - 5.00E-02	NT	2.44E-02	mg/L
Copper	0/9		1.00E-02 - 2.50E-02	NT	6.88E-03	mg/L
Iron	9/9	1.75E+00 - 2.72E+00		L	1.11E+00	mg/L
Lead	0/8		5.00E-02 - 2.50E-01	NT	5.94E-02	mg/L
Magnesium	9/9	8.46E+00 - 1.03E+01		N	4.72E+00	mg/L
Manganese	9/9	1.03E-01 - 1.20E-01		L	5.64E-02	mg/L
Mercury	0/8		2.00E-04 - 2.00E-04	NT	1.00E-04	mg/L
Molybdenum	0/8		5.00E-02 - 5.50E-02	NT	2.54E-02	mg/L
Nickel	0/9		5.00E-02 - 1.00E-01	NT	3.13E-02	mg/L
Potassium	7/8	6.37E+00 - 1.25E+01		L	9.15E+00	mg/L
Selenium	0/10		5.00E-03 - 5.00E-03	NT	2.50E-03	mg/L
Silver	0/3		6.00E-02 - 6.00E-02	NT	3.00E-02	mg/L
Sodium	9/9	1.37E+01 - 1.82E+01		L	7.86E+00	mg/L
Thallium	0/6		5.60E-02 - 4.70E-01	NT	6.38E-02	mg/L
Uranium	0/2			NT		mg/L
Vanadium	6/7	5.20E-02 - 1.23E-01	5.00E-02 - 5.00E-02	N	4.04E-02	mg/L

Table F.11 Data summary for all analytes - filtered data (continued)

----- AREA_CODE=h MEDIA=McNairy Groundwater -----						
(continued)						
Analyte	Frequency of Detection	Detected Range	Nondetected Range	Distribution	Arithmetic Mean	Units
Zinc	3/9	8.00E-03 - 1.50E-02	5.00E-03 - 3.00E-02	L	8.40E-03	mg/L
----- AREA_CODE=h MEDIA=Other Groundwater -----						
Analyte	Frequency of Detection	Detected Range	Nondetected Range	Distribution	Arithmetic Mean	Units
Aluminum	17/28	1.03E-01 - 7.33E-01	1.00E-01 - 6.25E-01	L	1.69E-01	mg/L
Antimony	0/27		6.00E-02 - 1.85E-01	NT	3.92E-02	mg/L
Arsenic	0/27		5.00E-03 - 5.00E-03	NT	2.50E-03	mg/L
Barium	28/28	3.70E-02 - 1.56E-01		N	4.82E-02	mg/L
Beryllium	0/28		4.00E-03 - 1.50E-02	NT	3.14E-03	mg/L
Cadmium	0/28		1.00E-02 - 2.50E-02	NT	6.07E-03	mg/L
Calcium	28/28	8.44E+00 - 1.93E+01		N	7.76E+00	mg/L
Chromium	0/28		5.00E-02 - 6.00E-02	NT	2.57E-02	mg/L
Cobalt	0/28		4.50E-02 - 5.00E-02	NT	2.47E-02	mg/L
Copper	1/28	1.00E-02 - 1.00E-02	1.00E-02 - 2.50E-02	N	6.07E-03	mg/L
Iron	16/28	1.70E-02 - 8.68E-01	1.00E-02 - 3.60E-01	L	5.22E-02	mg/L
Lead	0/28		5.00E-02 - 2.50E-01	NT	3.98E-02	mg/L
Magnesium	28/28	3.17E+00 - 7.60E+00		N	2.96E+00	mg/L
Manganese	10/28	5.00E-03 - 4.00E-02	5.00E-03 - 2.00E-02	L	6.74E-03	mg/L
Mercury	0/30		2.00E-04 - 2.00E-04	NT	1.00E-04	mg/L
Molybdenum	0/28		5.00E-02 - 5.50E-02	NT	2.54E-02	mg/L
Nickel	4/28	5.40E-02 - 7.50E-02	5.00E-02 - 1.00E-01	L	4.25E-02	mg/L
Potassium	0/28		2.00E+00 - 2.00E+00	NT	1.00E+00	mg/L
Selenium	0/28		5.00E-03 - 5.00E-03	NT	2.50E-03	mg/L
Sodium	27/27	5.02E+01 - 1.62E+02		L	3.71E+01	mg/L
Thallium	1/28	6.80E-02 - 6.80E-02	5.60E-02 - 4.70E-01	L	5.27E-02	mg/L
Vanadium	17/28	5.00E-02 - 1.23E-01	4.00E-02 - 5.70E-02	L	6.25E-02	mg/L
Zinc	9/28	6.00E-03 - 7.70E-02	5.00E-03 - 3.00E-02	L	7.29E-03	mg/L

Table F.11 Data summary for all analytes - filtered data (continued)

----- AREA_CODE=h MEDIA=RGA Groundwater -----

Analyte	Frequency of Detection	Detected Range	Nondetected Range	Distribution	Arithmetic Mean	Units
Aluminum	3/5	1.37E-01 - 1.66E-01	1.00E-01 - 1.00E-01	N	6.94E-02	mg/L
Antimony	0/7		6.00E-02 - 6.00E-02	NT	3.00E-02	mg/L
Arsenic	0/9		5.00E-03 - 5.00E-03	NT	2.50E-03	mg/L
Barium	8/9	4.00E-02 - 2.00E-01	7.00E-02 - 7.00E-02	N	6.70E-02	mg/L
Beryllium	0/7		5.00E-03 - 1.50E-02	NT	4.17E-03	mg/L
Cadmium	0/9		1.00E-02 - 2.50E-02	NT	6.88E-03	mg/L
Calcium	7/7	1.94E+01 - 3.70E+01		N	1.46E+01	mg/L
Chromium	0/6		5.00E-02 - 6.00E-02	NT	2.67E-02	mg/L
Cobalt	0/7		4.50E-02 - 5.00E-02	NT	2.42E-02	mg/L
Copper	0/7		1.00E-02 - 2.50E-02	NT	7.50E-03	mg/L
Iron	4/7	1.80E-02 - 1.17E-01	3.55E-01 - 3.55E-01	L	7.44E-02	mg/L
Lead	0/2		2.50E-01 - 2.50E-01	NT	1.25E-01	mg/L
Magnesium	7/7	7.26E+00 - 1.70E+01		N	6.13E+00	mg/L
Manganese	4/7	5.00E-03 - 6.40E-02	2.00E-02 - 2.00E-02	N	1.35E-02	mg/L
Mercury	0/2			NT		mg/L
Molybdenum	0/5		5.00E-02 - 5.00E-02	NT	2.50E-02	mg/L
Nickel	1/7	6.40E-02 - 6.40E-02	5.00E-02 - 1.00E-01	N	3.45E-02	mg/L
Potassium	1/7	2.00E+00 - 2.00E+00	2.00E+00 - 1.05E+01	N	1.71E+00	mg/L
Selenium	0/5		5.00E-03 - 5.00E-03	NT	2.50E-03	mg/L
Silver	0/5		6.00E-02 - 6.00E-02	NT	3.00E-02	mg/L
Sodium	7/7	4.10E+01 - 6.90E+01		N	2.83E+01	mg/L
Thallium	0/4		5.60E-02 - 6.00E-02	NT	2.95E-02	mg/L
Uranium	0/4			NT		mg/L
Vanadium	4/4	7.60E-02 - 1.41E-01		N	5.23E-02	mg/L
Zinc	3/7	1.10E-02 - 1.70E-02	5.00E-03 - 3.00E-02	N	8.92E-03	mg/L

----- AREA_CODE=h MEDIA=UCRS Groundwater -----

Analyte	Frequency of Detection	Detected Range	Nondetected Range	Distribution	Arithmetic Mean	Units
Aluminum	1/2	1.28E-01 - 1.28E-01	1.00E-01 - 1.00E-01	N	5.70E-02	mg/L
Antimony	0/3		6.00E-02 - 6.00E-02	NT	3.00E-02	mg/L
Arsenic	0/3		5.00E-03 - 5.00E-03	NT	2.50E-03	mg/L
Barium	3/3	8.90E-02 - 1.09E-01		N	5.10E-02	mg/L
Beryllium	0/3		5.00E-03 - 1.50E-02	NT	4.17E-03	mg/L
Cadmium	0/3		1.00E-02 - 2.50E-02	NT	7.50E-03	mg/L
Calcium	3/3	2.38E+01 - 2.60E+01		N	1.24E+01	mg/L
Chromium	0/3		5.00E-02 - 6.00E-02	NT	2.67E-02	mg/L

Table F.11 Data summary for all analytes - filtered data (continued)

----- AREA_CODE=h MEDIA=UCRS Groundwater -----
 (continued)

Analyte	Frequency of Detection	Detected Range	Nondetected Range	Distribution	Arithmetic Mean	Units
Cobalt	0/3		4.50E-02 - 5.00E-02	NT	2.42E-02	mg/L
Copper	0/3		1.00E-02 - 2.50E-02	NT	7.50E-03	mg/L
Iron	2/3	2.40E-02 - 9.10E-02	3.55E-01 - 3.55E-01	N	7.83E-02	mg/L
Lead	0/1		2.50E-01 - 2.50E-01	NT	1.25E-01	mg/L
Magnesium	3/3	8.47E+00 - 9.18E+00		N	4.43E+00	mg/L
Manganese	3/3	2.60E-02 - 6.10E-02		N	2.02E-02	mg/L
Mercury	0/1			NT		mg/L
Molybdenum	0/2		5.00E-02 - 5.00E-02	NT	2.50E-02	mg/L
Nickel	3/3	2.52E-01 - 4.82E-01		N	1.69E-01	mg/L
Potassium	2/3	3.17E+00 - 4.76E+00	1.05E+01 - 1.05E+01	N	3.07E+00	mg/L
Selenium	0/1			NT		mg/L
Silver	0/1		6.00E-02 - 6.00E-02	NT	3.00E-02	mg/L
Sodium	3/3	4.28E+01 - 4.94E+01		N	2.28E+01	mg/L
Thallium	0/2		5.60E-02 - 6.00E-02	NT	2.90E-02	mg/L
Uranium	0/2			NT		mg/L
Vanadium	2/2	8.10E-02 - 9.20E-02		N	4.33E-02	mg/L
Zinc	1/3	6.00E-03 - 6.00E-03	8.00E-03 - 3.00E-02	N	7.33E-03	mg/L

----- AREA_CODE=i MEDIA=McNairy Groundwater -----

Analyte	Frequency of Detection	Detected Range	Nondetected Range	Distribution	Arithmetic Mean	Units
Aluminum	2/2	1.56E-01 - 2.06E-01		N	9.05E-02	mg/L
Antimony	0/3		6.00E-02 - 6.00E-02	NT	3.00E-02	mg/L
Arsenic	0/2			NT		mg/L
Barium	3/3	1.10E-01 - 1.49E-01		N	6.45E-02	mg/L
Beryllium	0/3		5.00E-03 - 1.50E-02	NT	4.17E-03	mg/L
Cadmium	0/3		1.00E-02 - 1.00E-02	NT	5.00E-03	mg/L
Calcium	3/3	3.93E+01 - 4.11E+01		N	2.01E+01	mg/L
Chromium	0/3		5.00E-02 - 6.00E-02	NT	2.67E-02	mg/L
Cobalt	0/3		4.50E-02 - 5.00E-02	NT	2.42E-02	mg/L
Copper	0/3		1.00E-02 - 2.50E-02	NT	7.50E-03	mg/L
Iron	2/3	2.40E-02 - 2.35E-01	3.60E-01 - 3.60E-01	N	1.03E-01	mg/L
Lead	0/1			NT		mg/L
Magnesium	3/3	1.58E+01 - 1.73E+01		N	8.27E+00	mg/L
Manganese	3/3	1.50E-01 - 1.05E+00		N	3.41E-01	mg/L
Mercury	0/1			NT		mg/L

Table F.11 Data summary for all analytes - filtered data (continued)

----- AREA_CODE=i MEDIA=McNairy Groundwater -----
(continued)

Analyte	Frequency of Detection	Detected Range	Nondetected Range	Distribution	Arithmetic Mean	Units
Molybdenum	0/2		5.00E-02 - 5.00E-02	NT	2.50E-02	mg/L
Nickel	0/3		5.00E-02 - 1.00E-01	NT	3.33E-02	mg/L
Potassium	3/3	4.03E+00 - 1.11E+01		N	3.28E+00	mg/L
Selenium	0/1			NT		mg/L
Silver	0/1		6.00E-02 - 6.00E-02	NT	3.00E-02	mg/L
Sodium	3/3	2.20E+01 - 2.46E+01		N	1.16E+01	mg/L
Thallium	0/2		5.60E-02 - 6.00E-02	NT	2.90E-02	mg/L
Uranium	0/2			NT		mg/L
Vanadium	1/2	1.63E-01 - 1.63E-01	5.00E-02 - 5.00E-02	N	5.33E-02	mg/L
Zinc	1/3	1.30E-02 - 1.30E-02	5.00E-03 - 5.00E-03	N	4.50E-03	mg/L

----- AREA_CODE=i MEDIA=RGA Groundwater -----

Analyte	Frequency of Detection	Detected Range	Nondetected Range	Distribution	Arithmetic Mean	Units
Aluminum	44/78	3.00E-02 - 5.24E-01	2.00E-02 - 6.20E-01	L	1.81E-01	mg/L
Antimony	20/124	2.20E-03 - 2.41E-01	1.30E-03 - 1.85E-01	N	2.96E-02	mg/L
Arsenic	2/348	5.00E-03 - 2.60E-02	5.00E-03 - 5.00E-03	N	2.54E-03	mg/L
Barium	406/438	2.30E-02 - 1.83E+00	5.00E-02 - 7.00E-02	N	8.38E-02	mg/L
Beryllium	13/130	2.00E-03 - 1.50E-02	2.00E-03 - 1.50E-02	N	3.13E-03	mg/L
Boron	22/36	3.00E-02 - 1.61E+00	3.00E-02 - 3.00E-02	L	1.53E-01	mg/L
Cadmium	0/352		5.00E-04 - 2.50E-02	NT	5.18E-03	mg/L
Calcium	108/108	5.34E+00 - 6.44E+01		L	1.20E+01	mg/L
Cerium	12/36	8.00E-02 - 8.00E-02	8.00E-02 - 8.00E-02	N	4.00E-02	mg/L
Chromium	18/438	5.40E-03 - 1.98E-01	2.50E-02 - 6.00E-02	N	2.45E-02	mg/L
Cobalt	12/154	1.00E-02 - 1.00E-02	1.00E-02 - 5.00E-02	N	1.96E-02	mg/L
Copper	14/213	1.10E-02 - 2.56E-01	1.00E-02 - 3.00E-02	N	8.87E-03	mg/L
Gallium	12/36	9.00E-02 - 9.00E-02	9.00E-02 - 9.00E-02	N	4.50E-02	mg/L
Iron	101/222	1.00E-02 - 1.51E+00	1.00E-02 - 3.60E-01	N	9.80E-02	mg/L
Lead	2/314	5.40E-02 - 5.80E-02	3.00E-03 - 2.50E-01	N	3.19E-02	mg/L
Lithium	12/36	8.00E-02 - 8.00E-02	8.00E-02 - 8.00E-02	N	4.00E-02	mg/L
Magnesium	108/108	1.17E+00 - 2.57E+01		N	4.69E+00	mg/L
Manganese	74/108	8.00E-03 - 3.54E-01	5.00E-03 - 2.00E-02	L	4.42E-02	mg/L
Mercury	0/327		2.00E-04 - 2.00E-04	NT	1.00E-04	mg/L
Molybdenum	12/75	3.00E-02 - 3.00E-02	5.00E-03 - 5.50E-02	N	2.00E-02	mg/L
Nickel	43/215	4.00E-02 - 2.52E-01	4.00E-02 - 1.00E-01	N	3.51E-02	mg/L
Potassium	30/112	2.08E+00 - 2.29E+01	2.00E+00 - 1.05E+01	N	2.14E+00	mg/L

Table F.11 Data summary for all analytes - filtered data (continued)

----- AREA_CODE=i MEDIA=RGa Groundwater -----
(continued)

Analyte	Frequency of Detection	Detected Range	Nondetected Range	Distribution	Arithmetic Mean	Units
Selenium	0/314		5.00E-03 - 5.00E-03	NT	2.50E-03	mg/L
Silver	12/366	3.00E-02 - 3.00E-02	3.00E-02 - 6.00E-02	N	2.61E-02	mg/L
Sodium	216/216	1.88E+01 - 7.18E+01		L	1.96E+01	mg/L
Strontium	42/42	6.20E-02 - 1.68E-01		L	5.60E-02	mg/L
Thallium	0/91		9.00E-04 - 4.70E-01	NT	1.88E-02	mg/L
Thorium	12/36	5.00E-02 - 5.00E-02	5.00E-02 - 5.00E-02	N	2.50E-02	mg/L
Titanium	12/36	6.00E-02 - 6.00E-02	6.00E-02 - 6.00E-02	N	3.00E-02	mg/L
Uranium	0/348		1.00E-03 - 1.00E-03	NT	1.00E-03	mg/L
Vanadium	92/134	1.00E-02 - 2.52E-01	2.00E-02 - 1.00E-01	L	6.55E-02	mg/L
Zinc	79/212	5.00E-03 - 2.20E-01	5.00E-03 - 5.00E-02	N	1.34E-02	mg/L
Zirconium	12/36	2.00E-02 - 2.00E-02	2.00E-02 - 2.00E-02	N	1.00E-02	mg/L
Dissolved Alpha	1/1	9.00E+00 - 9.00E+00		NT	4.50E+00	pCi/L
Dissolved Beta	7/7	2.00E+00 - 2.50E+01		L	7.08E+00	pCi/L
Uranium-234	0/1			NT		pCi/L
Uranium-235	0/1			NT		
Uranium-238	0/1			NT		pCi/L

----- AREA_CODE=i MEDIA=UCRS Groundwater -----

Analyte	Frequency of Detection	Detected Range	Nondetected Range	Distribution	Arithmetic Mean	Units
Aluminum	9/9	1.67E-01 - 6.89E-01		L	1.65E-01	mg/L
Antimony	2/20	2.70E-03 - 2.34E-01	1.30E-03 - 1.85E-01	L	9.72E-04	mg/L
Arsenic	2/42	7.20E-03 - 1.60E-02	5.00E-03 - 5.00E-03	L	1.06E-03	mg/L
Barium	39/42	3.50E-02 - 1.06E+00	7.00E-02 - 7.00E-02	L	2.14E-01	mg/L
Beryllium	0/22		4.00E-03 - 1.50E-02	NT	3.26E-03	mg/L
Cadmium	1/42	1.40E-02 - 1.40E-02	1.00E-02 - 2.50E-02	L	5.95E-03	mg/L
Calcium	14/14	2.91E+01 - 1.22E+02		L	3.27E+01	mg/L
Chromium	1/42	5.60E-02 - 5.60E-02	5.00E-02 - 6.00E-02	L	2.57E-02	mg/L
Cobalt	1/22	6.40E-02 - 6.40E-02	4.50E-02 - 5.00E-02	L	2.48E-02	mg/L
Copper	21/42	6.80E-02 - 2.08E+00	1.00E-02 - 2.50E-02	L	8.60E-02	mg/L
Iron	18/42	1.00E-02 - 4.22E+01	1.00E-02 - 3.60E-01	L	3.81E-02	mg/L
Lead	1/33	5.20E-02 - 5.20E-02	5.00E-02 - 2.50E-01	L	3.60E-02	mg/L
Magnesium	14/14	6.49E+00 - 4.19E+01		L	9.01E+00	mg/L
Manganese	13/14	5.00E-03 - 7.71E+00	5.00E-03 - 5.00E-03	L	5.07E-01	mg/L
Mercury	2/33	2.00E-04 - 6.00E-04	2.00E-04 - 2.00E-04	N	1.10E-04	mg/L
Molybdenum	0/9		5.00E-02 - 5.00E-02	NT	2.50E-02	mg/L

Table F.11 Data summary for all analytes - filtered data (continued)

----- AREA_CODE=i MEDIA=UCRS Groundwater -----
 (continued)

Analyte	Frequency of Detection	Detected Range	Nondetected Range	Distribution	Arithmetic Mean	Units
Nickel	5/41	8.50E-02 - 4.42E-01	5.00E-02 - 1.00E-01	L	1.28E-02	mg/L
Potassium	3/15	1.15E+01 - 1.30E+01	2.00E+00 - 1.05E+01	N	3.00E+00	mg/L
Selenium	0/33		5.00E-03 - 5.00E-03	NT	2.50E-03	mg/L
Silver	0/33		3.00E-02 - 6.00E-02	NT	2.11E-02	mg/L
Sodium	39/39	1.77E+01 - 1.44E+02		N	3.24E+01	mg/L
Thallium	0/15		9.00E-04 - 6.00E-02	NT	1.81E-02	mg/L
Uranium	18/35	1.00E-03 - 5.10E-01	1.00E-03 - 1.00E-03	L	4.98E-03	mg/L
Vanadium	16/17	4.60E-02 - 4.60E-01	5.00E-02 - 5.00E-02	L	2.15E-01	mg/L
Zinc	29/42	5.00E-03 - 1.66E+00	5.00E-03 - 3.00E-02	L	1.11E-01	mg/L
Dissolved Alpha	3/3	1.00E+00 - 4.50E+00		N	1.55E+00	pCi/L
Dissolved Beta	3/3	4.00E+00 - 2.00E+01		N	6.00E+00	pCi/L

----- AREA_CODE=j MEDIA=McNairy Groundwater -----

Analyte	Frequency of Detection	Detected Range	Nondetected Range	Distribution	Arithmetic Mean	Units
Aluminum	2/2	2.40E-01 - 1.76E+00		N	5.00E-01	mg/L
Antimony	0/2		6.00E-02 - 6.00E-02	NT	3.00E-02	mg/L
Arsenic	1/2	7.60E-02 - 7.60E-02	5.00E-03 - 5.00E-03	N	2.03E-02	mg/L
Barium	2/2	6.80E-02 - 1.40E-01		N	5.20E-02	mg/L
Beryllium	0/2		4.00E-03 - 4.00E-03	NT	2.00E-03	mg/L
Cadmium	0/2		1.00E-02 - 1.00E-02	NT	5.00E-03	mg/L
Calcium	2/2	3.26E+01 - 5.58E+01		N	2.21E+01	mg/L
Chromium	0/2		5.00E-02 - 5.00E-02	NT	2.50E-02	mg/L
Cobalt	0/2		5.00E-02 - 5.00E-02	NT	2.50E-02	mg/L
Copper	1/2	1.10E-02 - 1.10E-02	1.00E-02 - 1.00E-02	N	5.25E-03	mg/L
Iron	2/2	1.10E-02 - 2.50E-02		N	9.00E-03	mg/L
Magnesium	2/2	1.35E+00 - 1.09E+01		N	3.06E+00	mg/L
Manganese	2/2	9.40E-02 - 3.32E+00		N	8.54E-01	mg/L
Molybdenum	1/2	3.25E-01 - 3.25E-01	5.00E-02 - 5.00E-02	N	9.38E-02	mg/L
Nickel	0/2		5.00E-02 - 5.00E-02	NT	2.50E-02	mg/L
Potassium	2/2	3.46E+00 - 9.74E+00		N	3.30E+00	mg/L
Sodium	2/2	1.60E+01 - 3.21E+01		N	1.20E+01	mg/L
Thallium	0/2		6.00E-02 - 9.50E-02	NT	3.88E-02	mg/L
Vanadium	2/2	9.10E-02 - 1.01E-01		N	4.80E-02	mg/L
Zinc	1/2	6.00E-03 - 6.00E-03	5.00E-03 - 5.00E-03	N	2.75E-03	mg/L

Table F.11 Data summary for all analytes - filtered data (continued)

----- AREA_CODE=j MEDIA=RGa Groundwater -----

Analyte	Frequency of Detection	Detected Range	Nondetected Range	Distribution	Arithmetic Mean	Units
Aluminum	4/4	2.29E-01 - 1.16E+00		N	2.78E-01	mg/L
Antimony	0/4		6.00E-02 - 6.00E-02	NT	3.00E-02	mg/L
Arsenic	0/4		5.00E-03 - 5.00E-03	NT	2.50E-03	mg/L
Barium	4/4	3.80E-02 - 5.40E-02		N	2.33E-02	mg/L
Beryllium	0/4		4.00E-03 - 4.00E-03	NT	2.00E-03	mg/L
Cadmium	0/4		1.00E-02 - 1.00E-02	NT	5.00E-03	mg/L
Calcium	4/4	1.25E+01 - 1.44E+02		N	4.15E+01	mg/L
Chromium	0/4		5.00E-02 - 5.00E-02	NT	2.50E-02	mg/L
Cobalt	0/4		5.00E-02 - 5.00E-02	NT	2.50E-02	mg/L
Copper	1/4	1.10E-02 - 1.10E-02	1.00E-02 - 1.00E-02	N	5.13E-03	mg/L
Iron	3/4	1.12E-01 - 1.48E+00	1.00E-02 - 1.00E-02	N	3.82E-01	mg/L
Magnesium	4/4	1.56E-01 - 1.88E+01		N	2.94E+00	mg/L
Manganese	3/4	1.60E-02 - 5.70E+00	5.00E-03 - 5.00E-03	N	7.51E-01	mg/L
Molybdenum	2/4	5.90E-02 - 3.15E-01	5.00E-02 - 5.00E-02	N	5.93E-02	mg/L
Nickel	1/4	5.40E-02 - 5.40E-02	5.00E-02 - 5.00E-02	N	2.55E-02	mg/L
Potassium	3/4	3.21E+00 - 2.35E+01	2.00E+00 - 2.00E+00	N	5.13E+00	mg/L
Sodium	4/4	3.38E+00 - 2.51E+01		N	7.56E+00	mg/L
Thallium	1/4	1.05E-01 - 1.05E-01	6.00E-02 - 9.50E-02	N	4.44E-02	mg/L
Vanadium	2/4	1.71E-01 - 1.90E-01	5.00E-02 - 5.00E-02	N	5.76E-02	mg/L
Zinc	2/4	1.00E-02 - 2.90E-02	5.00E-03 - 5.00E-03	N	6.13E-03	mg/L

----- AREA_CODE=k MEDIA=Other Groundwater -----

Analyte	Frequency of Detection	Detected Range	Nondetected Range	Distribution	Arithmetic Mean	Units
Aluminum	8/15	1.10E-01 - 6.30E+01	1.00E-01 - 6.25E-01	L	6.68E-01	mg/L
Antimony	0/29		6.00E-02 - 1.85E-01	NT	7.32E-02	mg/L
Arsenic	2/52	2.10E-02 - 2.30E-02	5.00E-03 - 5.00E-03	N	3.07E-03	mg/L
Barium	29/57	4.80E-02 - 2.68E-01	7.00E-02 - 7.00E-02	N	4.24E-02	mg/L
Beryllium	4/29	3.50E-02 - 4.20E-02	4.00E-03 - 1.50E-02	L	2.49E-03	mg/L
Cadmium	1/55	1.60E-02 - 1.60E-02	1.00E-02 - 2.50E-02	N	8.09E-03	mg/L
Calcium	29/29	3.70E+00 - 4.42E+02		L	6.48E+01	mg/L
Chromium	0/29		5.00E-02 - 6.00E-02	NT	2.86E-02	mg/L
Cobalt	4/29	2.80E-01 - 9.54E-01	4.50E-02 - 5.00E-02	L	4.76E-03	mg/L
Copper	0/29		1.00E-02 - 2.50E-02	NT	1.04E-02	mg/L
Iron	16/32	1.20E-02 - 8.90E+02	1.00E-02 - 3.60E-01	L	4.38E+00	mg/L
Lead	1/50	6.90E-02 - 6.90E-02	5.00E-02 - 2.50E-01	L	7.54E-02	mg/L
Magnesium	32/32	1.35E+00 - 1.68E+02		L	2.37E+01	mg/L

Table F.11 Data summary for all analytes - filtered data (continued)

----- AREA_CODE=k MEDIA=Other Groundwater -----
 (continued)

Analyte	Frequency of Detection	Detected Range	Nondetected Range	Distribution	Arithmetic Mean	Units
Manganese	28/32	2.50E-02 - 5.62E+01	2.00E-02 - 2.00E-02	L	2.47E+00	mg/L
Mercury	0/27		2.00E-04 - 2.00E-04	NT	1.00E-04	mg/L
Molybdenum	0/9		5.00E-02 - 5.50E-02	NT	2.53E-02	mg/L
Nickel	6/32	1.00E-01 - 5.32E-01	5.00E-02 - 1.00E-01	L	2.98E-02	mg/L
Potassium	9/35	1.16E+01 - 2.09E+01	2.00E+00 - 1.05E+01	N	4.74E+00	mg/L
Selenium	0/30		5.00E-03 - 5.00E-03	NT	2.50E-03	mg/L
Silver	0/23		6.00E-02 - 6.00E-02	NT	3.00E-02	mg/L
Sodium	32/32	8.56E+00 - 1.29E+02		L	2.80E+01	mg/L
Strontium	2/6	1.48E+00 - 2.38E+00	1.21E+00 - 1.21E+00	N	7.25E-01	mg/L
Thallium	0/9		6.00E-02 - 4.70E-01	NT	5.28E-02	mg/L
Uranium	30/44	1.00E-03 - 1.40E-02	1.00E-03 - 1.00E-03	L	3.80E-03	mg/L
Vanadium	8/9	7.20E-02 - 3.22E-01	5.00E-02 - 5.00E-02	L	1.47E-01	mg/L
Zinc	9/29	6.00E-03 - 1.51E+00	5.00E-03 - 3.00E-02	L	1.81E-02	mg/L

----- AREA_CODE=l MEDIA=McNairy Groundwater -----

Analyte	Frequency of Detection	Detected Range	Nondetected Range	Distribution	Arithmetic Mean	Units
Aluminum	6/42	1.06E-01 - 2.50E-01	6.25E-01 - 1.00E+00	N	2.74E-01	mg/L
Antimony	0/24		6.00E-02 - 1.85E-01	NT	6.68E-02	mg/L
Arsenic	0/16		5.00E-03 - 5.00E-03	NT	2.50E-03	mg/L
Barium	17/18	7.00E-02 - 1.60E-01	7.00E-02 - 7.00E-02	N	6.54E-02	mg/L
Beryllium	0/16		4.00E-03 - 1.50E-02	NT	4.50E-03	mg/L
Cadmium	0/17		1.00E-02 - 2.50E-02	NT	7.50E-03	mg/L
Calcium	47/47	1.70E+00 - 2.68E+01		N	8.25E+00	mg/L
Chromium	0/15		5.00E-02 - 6.00E-02	NT	2.73E-02	mg/L
Cobalt	0/16		4.50E-02 - 5.00E-02	NT	2.40E-02	mg/L
Copper	0/16		1.00E-02 - 2.50E-02	NT	8.46E-03	mg/L
Iron	43/47	2.60E-01 - 1.57E+01	2.00E-01 - 3.55E-01	N	3.39E+00	mg/L
Lead	0/15		5.00E-02 - 2.50E-01	NT	6.14E-02	mg/L
Magnesium	47/47	7.80E-01 - 1.18E+01		N	3.67E+00	mg/L
Manganese	46/47	6.00E-02 - 8.01E-01		N	2.85E-01	mg/L
Mercury	0/15		2.00E-04 - 2.00E-04	NT	1.00E-04	mg/L
Molybdenum	0/12		5.00E-02 - 5.50E-02	NT	2.56E-02	mg/L
Nickel	0/16		5.00E-02 - 1.00E-01	NT	3.65E-02	mg/L
Potassium	13/51	4.36E+00 - 1.31E+01	2.00E+00 - 1.05E+01	L	4.73E+00	mg/L
Selenium	0/16		5.00E-03 - 5.00E-03	NT	2.50E-03	mg/L

Table F.11 Data summary for all analytes - filtered data (continued)

----- AREA_CODE=1 MEDIA=McNairy Groundwater -----
(continued)

Analyte	Frequency of Detection	Detected Range	Nondetected Range	Distribution	Arithmetic Mean	Units
Silver	0/9		6.00E-02 - 6.00E-02	NT	3.00E-02	mg/L
Sodium	47/47	3.30E+00 - 3.66E+01		N	1.20E+01	mg/L
Thallium	0/8		5.60E-02 - 4.70E-01	NT	8.10E-02	mg/L
Tin	0/1			NT		mg/L
Uranium	0/8		1.00E-03 - 1.00E-03	NT	1.00E-03	mg/L
Vanadium	4/8	4.90E-02 - 7.00E-02	5.00E-02 - 5.00E-02	N	2.78E-02	mg/L
Zinc	11/16	4.10E-02 - 1.60E-01	3.00E-02 - 3.00E-02	L	8.35E-02	mg/L

----- AREA_CODE=1 MEDIA=RGA Groundwater -----

Analyte	Frequency of Detection	Detected Range	Nondetected Range	Distribution	Arithmetic Mean	Units
Aluminum	87/371	8.20E-02 - 4.75E+00	1.00E-02 - 1.00E+00	N	2.65E-01	mg/L
Antimony	2/291	2.30E-03 - 4.30E-03	2.66E-02 - 1.90E-01	N	5.95E-02	mg/L
Arsenic	19/522	2.67E-03 - 1.20E-01	1.10E-03 - 5.00E-03	N	2.80E-03	mg/L
Barium	227/240	2.40E-02 - 5.60E-01	5.00E-03 - 7.00E-02	L	2.01E-01	mg/L
Beryllium	3/227	1.18E-03 - 3.10E-02	2.14E-04 - 1.50E-02	N	4.56E-03	mg/L
Cadmium	5/536	1.20E-02 - 3.30E-02	2.64E-04 - 2.50E-02	N	5.92E-03	mg/L
Calcium	446/447	2.60E-02 - 4.87E+01	2.00E+00 - 2.00E+00	N	1.19E+01	mg/L
Chromium	2/535	6.70E-02 - 1.94E-01	6.31E-03 - 6.00E-02	N	2.44E-02	mg/L
Cobalt	1/227	2.25E-02 - 2.25E-02	1.71E-03 - 4.50E-01	N	2.44E-02	mg/L
Copper	3/227	2.50E-02 - 1.30E-01	2.10E-03 - 2.50E-02	N	8.65E-03	mg/L
Iron	94/449	1.00E-02 - 1.77E+01	1.00E-02 - 3.60E-01	N	2.23E-01	mg/L
Lead	0/435		1.32E-03 - 2.50E-01	NT	3.95E-02	mg/L
Magnesium	448/449	8.00E-03 - 2.20E+01	1.00E-01 - 1.00E-01	N	4.78E+00	mg/L
Manganese	288/442	5.00E-03 - 8.13E+00	5.00E-03 - 1.00E-01	N	3.03E-01	mg/L
Mercury	0/421		2.00E-04 - 2.10E-04	NT	1.00E-04	mg/L
Molybdenum	0/150		5.00E-02 - 5.50E-02	NT	2.55E-02	mg/L
Nickel	69/229	1.29E-02 - 5.30E-01	4.20E-03 - 1.00E-01	N	5.25E-02	mg/L
Potassium	65/468	1.19E+00 - 6.38E+01	2.00E+00 - 1.05E+01	N	2.41E+00	mg/L
Selenium	2/422	1.65E-03 - 3.00E-03	1.43E-03 - 7.22E-03	N	2.49E-03	mg/L
Silver	2/103	6.31E-03 - 6.00E-02	4.10E-03 - 6.00E-02	N	2.81E-02	mg/L
Sodium	447/448	3.17E-01 - 1.50E+02	5.00E+00 - 5.00E+00	N	1.42E+01	mg/L
Thallium	1/131	9.30E-02 - 9.30E-02	4.62E-04 - 4.70E-01	N	6.78E-02	mg/L
Tin	0/10		2.80E-01 - 7.01E-01	NT	2.10E-01	mg/L
Uranium	0/273		1.00E-03 - 1.00E-02	NT	1.51E-03	mg/L
Vanadium	93/132	1.80E-02 - 5.30E-01	2.10E-03 - 5.90E-02	N	3.87E-02	mg/L

Table F.11 Data summary for all analytes - filtered data (continued)

----- AREA_CODE=1 MEDIA=RGa Groundwater -----
(continued)

Analyte	Frequency of Detection	Detected Range	Nondetected Range	Distribution	Arithmetic Mean	Units
Zinc	49/227	5.00E-03 - 4.80E-01	5.00E-03 - 3.00E-02	N	1.13E-02	mg/L
Dissolved Alpha	7/8	3.00E-01 - 4.99E+01	0.00E+00 - 0.00E+00	L	9.81E+00	pCi/L
Dissolved Beta	10/10	4.00E+00 - 8.65E+02		L	4.43E+01	pCi/L

----- AREA_CODE=1 MEDIA=UCRS Groundwater -----

Analyte	Frequency of Detection	Detected Range	Nondetected Range	Distribution	Arithmetic Mean	Units
Aluminum	72/131	1.00E-01 - 4.81E+00	1.00E-01 - 1.00E+00	L	2.43E-01	mg/L
Antimony	0/119		6.00E-02 - 1.85E-01	NT	4.27E-02	mg/L
Arsenic	40/242	5.60E-03 - 2.90E-01	5.00E-03 - 5.00E-03	N	9.92E-03	mg/L
Barium	107/120	1.60E-02 - 8.85E-01	5.00E-02 - 7.00E-02	L	2.49E-01	mg/L
Beryllium	0/111		4.00E-03 - 5.00E-02	NT	3.56E-03	mg/L
Cadmium	2/242	1.70E-02 - 1.90E-02	2.00E-03 - 2.50E-02	N	5.40E-03	mg/L
Calcium	142/142	2.57E+00 - 2.73E+02		L	2.20E+01	mg/L
Chromium	0/236		1.00E-02 - 6.00E-02	NT	2.41E-02	mg/L
Cobalt	1/111	5.60E-02 - 5.60E-02	4.50E-02 - 5.00E-02	N	2.46E-02	mg/L
Copper	1/110	1.10E-02 - 1.10E-02	1.00E-02 - 5.00E-02	N	6.66E-03	mg/L
Iron	74/141	1.00E-02 - 4.24E+01	1.00E-02 - 3.60E-01	N	1.06E+00	mg/L
Lead	1/167	5.10E-02 - 5.10E-02	4.00E-03 - 2.50E-01	N	3.10E-02	mg/L
Magnesium	143/143	9.39E-01 - 5.65E+01		L	9.91E+00	mg/L
Manganese	103/142	5.00E-03 - 1.80E+01	5.00E-03 - 5.00E-02	L	2.50E-01	mg/L
Mercury	1/159	4.00E-04 - 4.00E-04	2.00E-04 - 2.00E-04	N	1.01E-04	mg/L
Molybdenum	0/99		5.00E-02 - 5.50E-02	NT	2.52E-02	mg/L
Nickel	34/112	5.40E-02 - 2.23E+00	5.00E-02 - 1.00E-01	N	1.20E-01	mg/L
Potassium	12/147	8.64E-01 - 2.55E+01	2.00E+00 - 1.05E+01	N	1.60E+00	mg/L
Selenium	1/158	7.50E-03 - 7.50E-03	5.00E-03 - 5.00E-03	N	2.51E-03	mg/L
Silver	0/15		6.00E-02 - 6.00E-02	NT	3.00E-02	mg/L
Sodium	143/143	1.77E+01 - 2.91E+02		L	5.51E+01	mg/L
Strontium	0/1		1.21E+00 - 1.21E+00	NT	6.05E-01	mg/L
Thallium	2/97	2.00E-02 - 1.09E-01	4.40E-02 - 4.70E-01	N	5.05E-02	mg/L
Tin	0/1			NT		mg/L
Uranium	12/89	1.00E-03 - 1.30E-01	1.00E-03 - 1.00E-02	N	1.23E-02	mg/L
Vanadium	79/96	5.10E-02 - 5.33E-01	5.00E-02 - 5.00E-02	L	1.53E-01	mg/L
Zinc	35/111	5.00E-03 - 4.00E-02	5.00E-03 - 3.00E-02	N	6.62E-03	mg/L
Dissolved Alpha	3/3	3.00E+00 - 2.93E+01		N	6.22E+00	pCi/L
Dissolved Beta	3/3	3.00E+00 - 4.63E+02		N	9.97E+01	pCi/L

Table F.11 Data summary for all analytes - filtered data (continued)

----- AREA_CODE=m MEDIA=McNairy Groundwater -----

Analyte	Frequency of Detection	Detected Range	Nondetected Range	Distribution	Arithmetic Mean	Units
Aluminum	18/61	8.70E-02 - 1.76E+00	1.00E-01 - 6.30E-01	L	2.57E-01	mg/L
Antimony	0/44		6.00E-02 - 1.85E-01	NT	5.01E-02	mg/L
Arsenic	1/38	7.60E-02 - 7.60E-02	5.00E-03 - 5.00E-03	N	4.72E-03	mg/L
Barium	34/40	2.20E-02 - 3.20E-01	5.00E-02 - 7.00E-02	L	1.50E-01	mg/L
Beryllium	0/36		4.00E-03 - 1.50E-02	NT	3.75E-03	mg/L
Cadmium	0/40		1.00E-02 - 2.50E-02	NT	6.59E-03	mg/L
Calcium	67/67	4.07E+00 - 1.36E+02		L	7.61E+00	mg/L
Chromium	0/32		5.00E-02 - 6.00E-02	NT	2.63E-02	mg/L
Cobalt	0/36		4.50E-02 - 5.00E-02	NT	2.43E-02	mg/L
Copper	2/36	1.10E-02 - 1.30E-02	1.00E-02 - 2.50E-02	L	7.51E-03	mg/L
Iron	65/67	1.10E-02 - 2.68E+01	3.55E-01 - 3.60E-01	N	6.59E+00	mg/L
Lead	0/23		5.00E-02 - 2.50E-01	NT	6.58E-02	mg/L
Magnesium	67/67	1.35E+00 - 8.55E+01		L	2.93E+00	mg/L
Manganese	66/67	2.20E-02 - 3.32E+00	2.00E-02 - 2.00E-02	L	7.59E-01	mg/L
Mercury	0/22		2.00E-04 - 2.00E-04	NT	1.00E-04	mg/L
Molybdenum	1/31	3.25E-01 - 3.25E-01	5.00E-02 - 5.50E-02	L	2.92E-02	mg/L
Nickel	0/36		5.00E-02 - 1.00E-01	NT	3.17E-02	mg/L
Potassium	49/67	3.46E+00 - 1.01E+02	1.05E+01 - 1.05E+01	L	1.19E+01	mg/L
Selenium	0/30		5.00E-03 - 5.00E-03	NT	2.50E-03	mg/L
Silver	0/16		6.00E-02 - 6.00E-02	NT	3.00E-02	mg/L
Sodium	67/67	1.37E+01 - 9.91E+01		L	9.95E+00	mg/L
Thallium	0/22		5.60E-02 - 4.70E-01	NT	5.85E-02	mg/L
Tin	0/1		2.80E-01 - 2.80E-01	NT	1.40E-01	mg/L
Uranium	0/13		1.00E-03 - 1.00E-03	NT	1.00E-03	mg/L
Vanadium	15/24	4.80E-02 - 9.12E-01	4.00E-02 - 5.00E-02	L	8.68E-02	mg/L
Zinc	14/37	6.00E-03 - 3.60E-02	5.00E-03 - 1.00E-01	L	1.15E-02	mg/L

----- AREA_CODE=m MEDIA=Other Groundwater -----

Analyte	Frequency of Detection	Detected Range	Nondetected Range	Distribution	Arithmetic Mean	Units
Aluminum	25/43	1.03E-01 - 6.30E+01	1.00E-01 - 6.25E-01	L	3.03E-01	mg/L
Antimony	0/56		6.00E-02 - 1.85E-01	NT	5.58E-02	mg/L
Arsenic	2/79	2.10E-02 - 2.30E-02	5.00E-03 - 5.00E-03	N	2.91E-03	mg/L
Barium	57/85	3.70E-02 - 2.68E-01	7.00E-02 - 7.00E-02	L	9.22E-02	mg/L
Beryllium	4/57	3.50E-02 - 4.20E-02	4.00E-03 - 1.50E-02	L	2.52E-04	mg/L
Cadmium	1/83	1.60E-02 - 1.60E-02	1.00E-02 - 2.50E-02	N	7.38E-03	mg/L
Calcium	57/57	3.70E+00 - 4.42E+02		L	2.57E+01	mg/L

Table F.11 Data summary for all analytes - filtered data (continued)

----- AREA_CODE=m MEDIA=Other Groundwater -----
(continued)

Analyte	Frequency of Detection	Detected Range	Nondetected Range	Distribution	Arithmetic Mean	Units
Chromium	0/57		5.00E-02 - 6.00E-02	NT	2.71E-02	mg/L
Cobalt	4/57	2.80E-01 - 9.54E-01	4.50E-02 - 5.00E-02	N	4.31E-02	mg/L
Copper	1/57	1.00E-02 - 1.00E-02	1.00E-02 - 2.50E-02	N	8.29E-03	mg/L
Iron	32/60	1.20E-02 - 8.90E+02	1.00E-02 - 3.60E-01	L	6.30E-01	mg/L
Lead	1/78	6.90E-02 - 6.90E-02	5.00E-02 - 2.50E-01	N	6.11E-02	mg/L
Magnesium	60/60	1.35E+00 - 1.68E+02		L	1.06E+01	mg/L
Manganese	38/60	5.00E-03 - 5.62E+01	5.00E-03 - 2.00E-02	L	2.26E-01	mg/L
Mercury	0/57		2.00E-04 - 2.00E-04	NT	1.00E-04	mg/L
Molybdenum	0/37		5.00E-02 - 5.50E-02	NT	2.53E-02	mg/L
Nickel	10/60	5.40E-02 - 5.32E-01	5.00E-02 - 1.00E-01	N	5.25E-02	mg/L
Potassium	9/63	1.16E+01 - 2.09E+01	2.00E+00 - 1.05E+01	N	2.84E+00	mg/L
Selenium	0/58		5.00E-03 - 5.00E-03	NT	2.50E-03	mg/L
Silver	0/23		6.00E-02 - 6.00E-02	NT	3.00E-02	mg/L
Sodium	59/59	8.56E+00 - 1.62E+02		N	3.16E+01	mg/L
Strontium	2/6	1.48E+00 - 2.38E+00	1.21E+00 - 1.21E+00	N	7.25E-01	mg/L
Thallium	1/37	6.80E-02 - 6.80E-02	5.60E-02 - 4.70E-01	L	5.11E-02	mg/L
Uranium	30/44	1.00E-03 - 1.40E-02	1.00E-03 - 1.00E-03	L	3.80E-03	mg/L
Vanadium	25/37	5.00E-02 - 3.22E-01	4.00E-02 - 5.70E-02	L	8.00E-02	mg/L
Zinc	18/57	6.00E-03 - 1.51E+00	5.00E-03 - 3.00E-02	L	1.04E-02	mg/L

----- AREA_CODE=m MEDIA=RGA Groundwater -----

Analyte	Frequency of Detection	Detected Range	Nondetected Range	Distribution	Arithmetic Mean	Units
Aluminum	181/526	3.00E-02 - 1.68E+00	1.00E-02 - 7.50E-01	N	2.04E-01	mg/L
Antimony	20/454	2.20E-03 - 2.41E-01	1.30E-03 - 1.90E-01	N	4.77E-02	mg/L
Arsenic	2/608	5.00E-03 - 2.60E-02	5.00E-03 - 5.00E-03	N	2.53E-03	mg/L
Barium	700/737	2.30E-02 - 1.83E+00	5.00E-02 - 7.00E-02	N	8.19E-02	mg/L
Beryllium	14/398	2.00E-03 - 1.50E-02	2.00E-03 - 1.50E-02	N	3.70E-03	mg/L
Boron	22/36	3.00E-02 - 1.61E+00	3.00E-02 - 3.00E-02	L	1.53E-01	mg/L
Cadmium	3/640	1.10E-02 - 1.60E-02	5.00E-04 - 2.50E-01	N	6.23E-03	mg/L
Calcium	617/617	4.30E+00 - 1.44E+02		N	1.21E+01	mg/L
Cerium	12/36	8.00E-02 - 8.00E-02	8.00E-02 - 8.00E-02	N	4.00E-02	mg/L
Chromium	19/712	5.40E-03 - 1.98E-01	2.50E-02 - 6.00E-02	N	2.53E-02	mg/L
Cobalt	14/422	1.00E-02 - 8.40E-02	1.00E-02 - 4.50E-01	N	2.30E-02	mg/L
Copper	21/489	1.00E-02 - 2.56E-01	1.00E-02 - 3.00E-02	N	8.06E-03	mg/L
Gallium	12/36	9.00E-02 - 9.00E-02	9.00E-02 - 9.00E-02	N	4.50E-02	mg/L

Table F.11 Data summary for all analytes - filtered data (continued)

----- AREA_CODE=m MEDIA=RGa Groundwater -----
(continued)

Analyte	Frequency of Detection	Detected Range	Nondetected Range	Distribution	Arithmetic Mean	Units
Iron	214/728	1.00E-02 - 1.55E+01	1.00E-02 - 3.60E-01	N	1.92E-01	mg/L
Lead	3/433	5.40E-02 - 9.80E-02	3.00E-03 - 2.50E-01	N	4.37E-02	mg/L
Lithium	12/36	8.00E-02 - 8.00E-02	8.00E-02 - 8.00E-02	N	4.00E-02	mg/L
Magnesium	618/618	1.56E-01 - 2.57E+01		N	4.72E+00	mg/L
Manganese	257/601	5.00E-03 - 6.38E+00	5.00E-03 - 1.00E-01	N	3.81E-02	mg/L
Mercury	0/430		2.00E-04 - 2.00E-04	NT	1.00E-04	mg/L
Molybdenum	15/296	3.00E-02 - 3.15E-01	5.00E-03 - 5.50E-02	N	2.44E-02	mg/L
Nickel	97/493	3.20E-02 - 5.00E-01	4.00E-02 - 1.00E-01	N	3.89E-02	mg/L
Potassium	144/625	2.00E+00 - 4.48E+01	2.00E+00 - 1.05E+01	N	2.27E+00	mg/L
Selenium	0/430		5.00E-03 - 5.00E-03	NT	2.50E-03	mg/L
Silver	12/471	3.00E-02 - 3.00E-02	3.00E-02 - 6.00E-02	N	2.67E-02	mg/L
Sodium	726/727	3.38E+00 - 7.32E+01	4.00E-02 - 4.00E-02	N	1.69E+01	mg/L
Strontium	42/42	6.20E-02 - 1.68E-01		L	5.60E-02	mg/L
Thallium	4/266	6.30E-02 - 1.05E-01	9.00E-04 - 4.70E-01	N	5.31E-02	mg/L
Thorium	12/36	5.00E-02 - 5.00E-02	5.00E-02 - 5.00E-02	N	2.50E-02	mg/L
Tin	0/7		2.80E-01 - 2.80E-01	NT	1.40E-01	mg/L
Titanium	12/36	6.00E-02 - 6.00E-02	6.00E-02 - 6.00E-02	N	3.00E-02	mg/L
Uranium	1/439	1.00E-03 - 1.00E-03	1.00E-03 - 1.00E-03	N	1.00E-03	mg/L
Vanadium	232/312	1.00E-02 - 4.60E-01	2.00E-02 - 1.00E-01	L	8.41E-02	mg/L
Zinc	155/488	5.00E-03 - 2.25E-01	5.00E-03 - 5.00E-02	N	1.32E-02	mg/L
Zirconium	12/36	2.00E-02 - 2.00E-02	2.00E-02 - 2.00E-02	N	1.00E-02	mg/L
Dissolved Alpha	2/2	1.90E+00 - 9.00E+00		N	2.73E+00	pCi/L
Dissolved Beta	9/9	2.00E+00 - 2.50E+01		L	6.66E+00	pCi/L
Uranium-234	0/1			NT		pCi/L
Uranium-235	0/1			NT		
Uranium-238	0/1			NT		pCi/L

----- AREA_CODE=m MEDIA=UCRS Groundwater -----

Analyte	Frequency of Detection	Detected Range	Nondetected Range	Distribution	Arithmetic Mean	Units
Aluminum	21/50	1.02E-01 - 1.74E+00	1.00E-01 - 1.00E+00	L	3.37E-01	mg/L
Antimony	2/41	2.70E-03 - 2.34E-01	1.30E-03 - 1.85E-01	N	3.95E-02	mg/L
Arsenic	2/59	7.20E-03 - 1.60E-02	5.00E-03 - 5.00E-03	N	2.68E-03	mg/L
Barium	59/63	1.30E-02 - 1.06E+00	7.00E-02 - 7.00E-02	L	2.01E-01	mg/L
Beryllium	0/42		4.00E-03 - 1.50E-02	NT	3.39E-03	mg/L
Cadmium	1/62	1.40E-02 - 1.40E-02	1.00E-02 - 2.50E-02	N	6.20E-03	mg/L

Table F.11 Data summary for all analytes - filtered data (continued)

----- AREA_CODE=m MEDIA=UCRS Groundwater -----
(continued)

Analyte	Frequency of Detection	Detected Range	Nondetected Range	Distribution	Arithmetic Mean	Units
Calcium	56/57	2.22E+00 - 1.22E+02		L	3.46E+01	mg/L
Chromium	1/62	5.60E-02 - 5.60E-02	5.00E-02 - 6.00E-02	N	2.58E-02	mg/L
Cobalt	1/42	6.40E-02 - 6.40E-02	4.50E-02 - 5.00E-02	L	2.46E-02	mg/L
Copper	22/62	1.00E-02 - 2.08E+00	1.00E-02 - 2.50E-02	L	2.73E-02	mg/L
Iron	30/85	1.00E-02 - 4.22E+01	1.00E-02 - 3.60E-01	L	4.73E-02	mg/L
Lead	1/45	5.20E-02 - 5.20E-02	5.00E-02 - 2.50E-01	L	4.40E-02	mg/L
Magnesium	56/57	1.04E+00 - 4.19E+01		L	1.19E+01	mg/L
Manganese	29/56	5.00E-03 - 7.71E+00	5.00E-03 - 2.00E-02	L	8.27E-02	mg/L
Mercury	2/44	2.00E-04 - 6.00E-04	2.00E-04 - 2.00E-04	N	1.08E-04	mg/L
Molybdenum	0/27		5.00E-02 - 5.50E-02	NT	2.52E-02	mg/L
Nickel	10/61	8.50E-02 - 6.70E-01	5.00E-02 - 1.00E-01	N	5.04E-02	mg/L
Potassium	9/57	2.33E+00 - 1.30E+01	2.00E+00 - 1.05E+01	L	1.38E+00	mg/L
Selenium	0/44		5.00E-03 - 5.00E-03	NT	2.50E-03	mg/L
Silver	0/37		3.00E-02 - 6.00E-02	NT	2.17E-02	mg/L
Sodium	80/82	7.87E+00 - 1.45E+02	4.00E-02 - 4.00E-02	N	2.99E+01	mg/L
Thallium	0/29		9.00E-04 - 4.70E-01	NT	3.79E-02	mg/L
Tin	0/1		2.80E-01 - 2.80E-01	NT	1.40E-01	mg/L
Uranium	19/40	1.00E-03 - 5.10E-01	1.00E-03 - 1.00E-03	L	4.54E-03	mg/L
Vanadium	27/33	4.60E-02 - 4.60E-01	4.00E-02 - 5.00E-02	L	1.51E-01	mg/L
Zinc	41/62	5.00E-03 - 1.66E+00	5.00E-03 - 3.00E-02	L	6.60E-02	mg/L
Dissolved Alpha	3/3	1.00E+00 - 4.50E+00		N	1.55E+00	pCi/L
Dissolved Beta	3/3	4.00E+00 - 2.00E+01		N	6.00E+00	pCi/L

----- AREA_CODE=n MEDIA=McNairy Groundwater -----

Analyte	Frequency of Detection	Detected Range	Nondetected Range	Distribution	Arithmetic Mean	Units
Aluminum	24/103	8.70E-02 - 1.76E+00	1.00E-01 - 1.00E+00	N	2.56E-01	mg/L
Antimony	0/68		6.00E-02 - 1.85E-01	NT	5.60E-02	mg/L
Arsenic	1/54	7.60E-02 - 7.60E-02	5.00E-03 - 5.00E-03	N	4.19E-03	mg/L
Barium	51/58	2.20E-02 - 3.20E-01	5.00E-02 - 7.00E-02	L	1.50E-01	mg/L
Beryllium	0/52		4.00E-03 - 1.50E-02	NT	3.96E-03	mg/L
Cadmium	0/57		1.00E-02 - 2.50E-02	NT	6.83E-03	mg/L
Calcium	114/114	1.70E+00 - 1.36E+02		L	8.11E+00	mg/L
Chromium	0/47		5.00E-02 - 6.00E-02	NT	2.66E-02	mg/L
Cobalt	0/52		4.50E-02 - 5.00E-02	NT	2.42E-02	mg/L
Copper	2/52	1.10E-02 - 1.30E-02	1.00E-02 - 2.50E-02	L	6.99E-03	mg/L

Table F.11 Data summary for all analytes - filtered data (continued)

----- AREA_CODE=n MEDIA=McNairy Groundwater -----
(continued)

Analyte	Frequency of Detection	Detected Range	Nondetected Range	Distribution	Arithmetic Mean	Units
Iron	108/114	1.10E-02 - 2.68E+01	2.00E-01 - 3.60E-01	N	5.27E+00	mg/L
Lead	0/38		5.00E-02 - 2.50E-01	NT	6.42E-02	mg/L
Magnesium	114/114	7.80E-01 - 8.55E+01		L	3.31E+00	mg/L
Manganese	112/114	2.20E-02 - 3.32E+00	2.00E-02 - 2.00E-02	N	3.06E-01	mg/L
Mercury	0/37		2.00E-04 - 2.00E-04	NT	1.00E-04	mg/L
Molybdenum	1/43	3.25E-01 - 3.25E-01	5.00E-02 - 5.50E-02	L	2.82E-02	mg/L
Nickel	0/52		5.00E-02 - 1.00E-01	NT	3.31E-02	mg/L
Potassium	62/118	3.46E+00 - 1.01E+02	2.00E+00 - 1.05E+01	L	9.13E+00	mg/L
Selenium	0/46		5.00E-03 - 5.00E-03	NT	2.50E-03	mg/L
Silver	0/25		6.00E-02 - 6.00E-02	NT	3.00E-02	mg/L
Sodium	114/114	3.30E+00 - 9.91E+01		L	1.09E+01	mg/L
Thallium	0/30		5.60E-02 - 4.70E-01	NT	6.45E-02	mg/L
Tin	0/2		2.80E-01 - 2.80E-01	NT	1.40E-01	mg/L
Uranium	0/21		1.00E-03 - 1.00E-03	NT	1.00E-03	mg/L
Vanadium	19/32	4.80E-02 - 9.12E-01	4.00E-02 - 5.00E-02	L	7.78E-02	mg/L
Zinc	25/53	6.00E-03 - 1.60E-01	5.00E-03 - 1.00E-01	L	2.52E-02	mg/L

----- AREA_CODE=n MEDIA=Other Groundwater -----

Analyte	Frequency of Detection	Detected Range	Nondetected Range	Distribution	Arithmetic Mean	Units
Aluminum	25/43	1.03E-01 - 6.30E+01	1.00E-01 - 6.25E-01	L	3.03E-01	mg/L
Antimony	0/56		6.00E-02 - 1.85E-01	NT	5.58E-02	mg/L
Arsenic	2/79	2.10E-02 - 2.30E-02	5.00E-03 - 5.00E-03	N	2.91E-03	mg/L
Barium	57/85	3.70E-02 - 2.68E-01	7.00E-02 - 7.00E-02	L	9.22E-02	mg/L
Beryllium	4/57	3.50E-02 - 4.20E-02	4.00E-03 - 1.50E-02	L	2.52E-04	mg/L
Cadmium	1/83	1.60E-02 - 1.60E-02	1.00E-02 - 2.50E-02	N	7.38E-03	mg/L
Calcium	57/57	3.70E+00 - 4.42E+02		L	2.57E+01	mg/L
Chromium	0/57		5.00E-02 - 6.00E-02	NT	2.71E-02	mg/L
Cobalt	4/57	2.80E-01 - 9.54E-01	4.50E-02 - 5.00E-02	N	4.31E-02	mg/L
Copper	1/57	1.00E-02 - 1.00E-02	1.00E-02 - 2.50E-02	N	8.29E-03	mg/L
Iron	32/60	1.20E-02 - 8.90E+02	1.00E-02 - 3.60E-01	L	6.30E-01	mg/L
Lead	1/78	6.90E-02 - 6.90E-02	5.00E-02 - 2.50E-01	N	6.11E-02	mg/L
Magnesium	60/60	1.35E+00 - 1.68E+02		L	1.06E+01	mg/L
Manganese	38/60	5.00E-03 - 5.62E+01	5.00E-03 - 2.00E-02	L	2.26E-01	mg/L
Mercury	0/57		2.00E-04 - 2.00E-04	NT	1.00E-04	mg/L
Molybdenum	0/37		5.00E-02 - 5.50E-02	NT	2.53E-02	mg/L

Table F.11 Data summary for all analytes - filtered data (continued)

----- AREA_CODE=n MEDIA=Other Groundwater -----
 (continued)

Analyte	Frequency of Detection	Detected Range	Nondetected Range	Distribution	Arithmetic Mean	Units
Nickel	10/60	5.40E-02 - 5.32E-01	5.00E-02 - 1.00E-01	N	5.25E-02	mg/L
Potassium	9/63	1.16E+01 - 2.09E+01	2.00E+00 - 1.05E+01	N	2.84E+00	mg/L
Selenium	0/58		5.00E-03 - 5.00E-03	NT	2.50E-03	mg/L
Silver	0/23		6.00E-02 - 6.00E-02	NT	3.00E-02	mg/L
Sodium	59/59	8.56E+00 - 1.62E+02		N	3.16E+01	mg/L
Strontium	2/6	1.48E+00 - 2.38E+00	1.21E+00 - 1.21E+00	N	7.25E-01	mg/L
Thallium	1/37	6.80E-02 - 6.80E-02	5.60E-02 - 4.70E-01	L	5.11E-02	mg/L
Uranium	30/44	1.00E-03 - 1.40E-02	1.00E-03 - 1.00E-03	L	3.80E-03	mg/L
Vanadium	25/37	5.00E-02 - 3.22E-01	4.00E-02 - 5.70E-02	L	8.00E-02	mg/L
Zinc	18/57	6.00E-03 - 1.51E+00	5.00E-03 - 3.00E-02	L	1.04E-02	mg/L

----- AREA_CODE=n MEDIA=RGa Groundwater -----

Analyte	Frequency of Detection	Detected Range	Nondetected Range	Distribution	Arithmetic Mean	Units
Aluminum	268/897	3.00E-02 - 4.75E+00	1.00E-02 - 1.00E+00	N	2.29E-01	mg/L
Antimony	22/745	2.20E-03 - 2.41E-01	1.30E-03 - 1.90E-01	N	5.20E-02	mg/L
Arsenic	21/1E3	2.67E-03 - 1.20E-01	1.10E-03 - 5.00E-03	N	2.67E-03	mg/L
Barium	927/977	2.30E-02 - 1.83E+00	5.00E-03 - 7.00E-02	N	8.32E-02	mg/L
Beryllium	17/625	1.18E-03 - 3.10E-02	2.14E-04 - 1.50E-02	N	4.00E-03	mg/L
Boron	22/36	3.00E-02 - 1.61E+00	3.00E-02 - 3.00E-02	L	1.53E-01	mg/L
Cadmium	8/1E3	1.10E-02 - 3.30E-02	2.64E-04 - 2.50E-01	N	6.09E-03	mg/L
Calcium	1E3/1E3	2.60E-02 - 1.44E+02	2.00E+00 - 2.00E+00	N	1.20E+01	mg/L
Cerium	12/36	8.00E-02 - 8.00E-02	8.00E-02 - 8.00E-02	N	4.00E-02	mg/L
Chromium	21/1E3	5.40E-03 - 1.98E-01	6.31E-03 - 6.00E-02	N	2.49E-02	mg/L
Cobalt	15/649	1.00E-02 - 8.40E-02	1.71E-03 - 4.50E-01	N	2.35E-02	mg/L
Copper	24/716	1.00E-02 - 2.56E-01	2.10E-03 - 3.00E-02	N	8.25E-03	mg/L
Gallium	12/36	9.00E-02 - 9.00E-02	9.00E-02 - 9.00E-02	N	4.50E-02	mg/L
Iron	308/1E3	1.00E-02 - 1.77E+01	1.00E-02 - 3.60E-01	N	2.04E-01	mg/L
Lead	3/868	5.40E-02 - 9.80E-02	1.32E-03 - 2.50E-01	N	4.16E-02	mg/L
Lithium	12/36	8.00E-02 - 8.00E-02	8.00E-02 - 8.00E-02	N	4.00E-02	mg/L
Magnesium	1E3/1E3	8.00E-03 - 2.57E+01	1.00E-01 - 1.00E-01	N	4.75E+00	mg/L
Manganese	545/1E3	5.00E-03 - 8.13E+00	5.00E-03 - 1.00E-01	N	1.54E-01	mg/L
Mercury	0/851		2.00E-04 - 2.10E-04	NT	1.00E-04	mg/L
Molybdenum	15/446	3.00E-02 - 3.15E-01	5.00E-03 - 5.50E-02	N	2.48E-02	mg/L
Nickel	166/722	1.29E-02 - 5.30E-01	4.20E-03 - 1.00E-01	N	4.31E-02	mg/L
Potassium	209/1E3	1.19E+00 - 6.38E+01	2.00E+00 - 1.05E+01	N	2.33E+00	mg/L

Table F.11 Data summary for all analytes - filtered data (continued)

----- AREA_CODE=n MEDIA=RGa Groundwater -----
(continued)

Analyte	Frequency of Detection	Detected Range	Nondetected Range	Distribution	Arithmetic Mean	Units
Selenium	2/852	1.65E-03 - 3.00E-03	1.43E-03 - 7.22E-03	N	2.49E-03	mg/L
Silver	14/574	6.31E-03 - 6.00E-02	4.10E-03 - 6.00E-02	N	2.69E-02	mg/L
Sodium	1E3/1E3	3.17E-01 - 1.50E+02	4.00E-02 - 5.00E+00	N	1.59E+01	mg/L
Strontium	42/42	6.20E-02 - 1.68E-01		L	5.60E-02	mg/L
Thallium	5/397	6.30E-02 - 1.05E-01	4.62E-04 - 4.70E-01	N	5.80E-02	mg/L
Thorium	12/36	5.00E-02 - 5.00E-02	5.00E-02 - 5.00E-02	N	2.50E-02	mg/L
Tin	0/17		2.80E-01 - 7.01E-01	NT	1.78E-01	mg/L
Titanium	12/36	6.00E-02 - 6.00E-02	6.00E-02 - 6.00E-02	N	3.00E-02	mg/L
Uranium	1/712	1.00E-03 - 1.00E-03	1.00E-03 - 1.00E-02	N	1.18E-03	mg/L
Vanadium	325/444	1.00E-02 - 5.30E-01	2.10E-03 - 1.00E-01	N	3.89E-02	mg/L
Zinc	204/715	5.00E-03 - 4.80E-01	5.00E-03 - 5.00E-02	N	1.26E-02	mg/L
Zirconium	12/36	2.00E-02 - 2.00E-02	2.00E-02 - 2.00E-02	N	1.00E-02	mg/L
Dissolved Alpha	9/10	3.00E-01 - 4.99E+01	0.00E+00 - 0.00E+00	L	8.96E+00	pCi/L
Dissolved Beta	19/19	2.00E+00 - 8.65E+02		L	1.90E+01	pCi/L
Uranium-234	0/1			NT		pCi/L
Uranium-235	0/1			NT		
Uranium-238	0/1			NT		pCi/L

----- AREA_CODE=n MEDIA=UCRS Groundwater -----

Analyte	Frequency of Detection	Detected Range	Nondetected Range	Distribution	Arithmetic Mean	Units
Aluminum	93/181	1.00E-01 - 4.81E+00	1.00E-01 - 1.00E+00	N	2.09E-01	mg/L
Antimony	2/160	2.70E-03 - 2.34E-01	1.30E-03 - 1.85E-01	N	4.19E-02	mg/L
Arsenic	42/301	5.60E-03 - 2.90E-01	5.00E-03 - 5.00E-03	N	8.84E-03	mg/L
Barium	166/183	1.30E-02 - 1.06E+00	5.00E-02 - 7.00E-02	L	2.32E-01	mg/L
Beryllium	0/153		4.00E-03 - 5.00E-02	NT	3.51E-03	mg/L
Cadmium	3/304	1.40E-02 - 1.90E-02	2.00E-03 - 2.50E-02	N	5.56E-03	mg/L
Calcium	198/199	2.22E+00 - 2.73E+02		L	4.46E+01	mg/L
Chromium	1/298	5.60E-02 - 5.60E-02	1.00E-02 - 6.00E-02	N	2.44E-02	mg/L
Cobalt	2/153	5.60E-02 - 6.40E-02	4.50E-02 - 5.00E-02	N	2.46E-02	mg/L
Copper	23/172	1.00E-02 - 2.08E+00	1.00E-02 - 5.00E-02	N	2.87E-02	mg/L
Iron	104/226	1.00E-02 - 4.24E+01	1.00E-02 - 3.60E-01	N	8.80E-01	mg/L
Lead	2/212	5.10E-02 - 5.20E-02	4.00E-03 - 2.50E-01	N	3.36E-02	mg/L
Magnesium	199/200	9.39E-01 - 5.65E+01		L	1.87E+01	mg/L
Manganese	132/198	5.00E-03 - 1.80E+01	5.00E-03 - 5.00E-02	L	1.91E-01	mg/L
Mercury	3/203	2.00E-04 - 6.00E-04	2.00E-04 - 2.00E-04	N	1.02E-04	mg/L

Table F.11 Data summary for all analytes - filtered data (continued)

----- AREA_CODE=n MEDIA=UCRS Groundwater -----
(continued)

Analyte	Frequency of Detection	Detected Range	Nondetected Range	Distribution	Arithmetic Mean	Units
Molybdenum	0/126		5.00E-02 - 5.50E-02	NT	2.52E-02	mg/L
Nickel	44/173	5.40E-02 - 2.23E+00	5.00E-02 - 1.00E-01	N	9.63E-02	mg/L
Potassium	21/204	8.64E-01 - 2.55E+01	2.00E+00 - 1.05E+01	N	1.70E+00	mg/L
Selenium	1/202	7.50E-03 - 7.50E-03	5.00E-03 - 5.00E-03	N	2.51E-03	mg/L
Silver	0/52		3.00E-02 - 6.00E-02	NT	2.43E-02	mg/L
Sodium	223/225	7.87E+00 - 2.91E+02	4.00E-02 - 4.00E-02	N	4.58E+01	mg/L
Strontium	0/1		1.21E+00 - 1.21E+00	NT	6.05E-01	mg/L
Thallium	2/126	2.00E-02 - 1.09E-01	9.00E-04 - 4.70E-01	N	4.76E-02	mg/L
Tin	0/2		2.80E-01 - 2.80E-01	NT	1.40E-01	mg/L
Uranium	31/129	1.00E-03 - 5.10E-01	1.00E-03 - 1.00E-02	N	1.79E-02	mg/L
Vanadium	106/129	4.60E-02 - 5.33E-01	4.00E-02 - 5.00E-02	L	1.53E-01	mg/L
Zinc	76/173	5.00E-03 - 1.66E+00	5.00E-03 - 3.00E-02	N	3.00E-02	mg/L
Dissolved Alpha	6/6	1.00E+00 - 2.93E+01		N	3.88E+00	pCi/L
Dissolved Beta	6/6	3.00E+00 - 4.63E+02		N	5.28E+01	pCi/L

ATTACHMENT 7
MODELED CONCENTRATIONS BHHRA RESULTS

Total Risk at PGDP Property Boundary

Sources to the NW and NE Plumes

HI over Time

Year	TCE	Antimony	Chromium	Manganese	Strontium	Lithium	Source Areas	TCE DNAPL
1	0.0	0.0	0.0	0.0	0.0	0.0	0.0	593.7
2	0.0	0.0	0.0	0.0	0.0	0.0	0.0	593.7
3	0.0	0.0	0.0	0.0	0.0	0.0	0.0	593.7
4	0.0	0.0	0.0	0.0	0.0	0.0	0.0	593.7
5	0.0	0.0	0.0	0.0	0.0	0.0	0.0	593.7
6	0.0	0.0	0.0	0.0	0.0	0.0	0.0	593.7
7	0.0	0.0	0.0	0.0	0.0	0.0	0.0	593.7
8	0.0	0.0	0.0	0.0	0.0	0.0	0.0	593.7
9	0.0	0.0	0.0	0.0	0.0	0.0	0.0	593.7
10	0.0	0.0	0.0	0.0	0.0	0.0	0.0	593.7
20	19.8	0.0	0.0	0.0	0.0	0.0	19.8	593.7
30	2.9	0.0	0.0	0.0	0.0	0.1	3.0	593.7
40	0.3	0.0	0.0	0.0	0.0	1.3	1.7	593.7
50	2.9	0.0	0.0	0.0	0.0	22.6	25.6	593.7
60	18.3	0.1	0.0	0.0	0.0	84.1	102.6	593.7
70	58.3	0.1	0.0	0.0	0.0	126.8	185.2	593.7
80	558.3	0.0	0.0	0.0	0.0	90.6	648.9	593.7
90	1500.0	0.0	0.0	0.0	0.0	16.2	1516.2	593.7
100	2000.0	0.0	0.0	0.0	0.0	2.8	2002.8	593.7
110	3083.3	0.0	0.0	0.0	0.0	1.6	3084.9	593.7
120	3333.3	0.0	0.0	0.0	0.0	0.5	3333.9	593.7
130	2720.8	0.0	0.0	0.0	0.0	0.1	2720.9	593.7
140	1716.5	0.0	0.0	0.0	0.0	0.0	1716.6	593.7
150	462.4	0.0	0.0	0.0	0.0	0.0	462.4	593.7
160	141.4	0.0	0.0	0.0	0.0	0.0	141.4	593.7
170	20.1	0.0	0.0	0.0	0.0	0.0	20.1	593.7
180	4.8	0.0	0.0	0.0	0.0	0.0	4.8	593.7
190	0.7	0.0	0.0	0.0	0.0	0.0	0.7	593.7
200	0.1	0.0	0.0	0.0	0.0	0.0	0.1	593.7
210	0.0	0.0	0.0	0.0	0.0	0.0	0.0	593.7
220	0.0	0.0	0.0	0.0	0.0	0.0	0.0	593.7
230	0.0	0.0	0.0	0.0	0.0	0.0	0.0	593.7
240	0.0	0.0	0.0	0.0	0.0	0.0	0.0	593.7
250	0.0	0.0	0.0	0.0	0.0	0.0	0.0	593.7
260	0.0	0.0	0.0	0.0	0.0	0.0	0.0	593.7
270	0.0	0.0	0.0	0.0	0.0	0.0	0.0	593.7
280	0.0	0.0	0.0	0.0	0.0	0.0	0.0	593.7
290	0.0	0.0	0.0	0.0	0.0	0.0	0.0	593.7
300	0.0	0.0	0.0	0.0	0.0	0.0	0.0	593.7
310	0.0	0.0	0.0	0.0	0.0	0.0	0.0	593.7
320	0.0	0.0	0.0	0.0	0.0	0.0	0.0	593.7
330	0.0	0.0	0.0	0.0	0.0	0.0	0.0	593.7
340	0.0	0.0	0.0	0.0	0.0	0.0	0.0	593.7
350	0.0	0.0	0.0	0.0	0.0	0.0	0.0	593.7
360	0.0	0.0	0.0	0.0	0.0	0.0	0.0	593.7
370	0.0	0.0	0.0	0.0	0.0	0.0	0.0	593.7
380	0.0	0.0	0.0	0.0	0.0	0.0	0.0	593.7
390	0.0	0.0	0.0	0.0	0.0	0.0	0.0	593.7
400	0.0	0.1	0.0	0.0	0.0	0.0	0.1	593.7
410	0.0	0.1	0.0	0.0	0.0	0.0	0.1	593.7
420	0.0	0.3	0.0	0.0	0.0	0.0	0.3	593.7
430	0.0	0.3	0.0	0.0	0.0	0.0	0.3	593.7
440	0.0	0.7	0.0	0.0	0.0	0.0	0.7	593.7
450	0.0	0.7	0.0	0.0	0.0	0.0	0.7	593.7
460	0.0	1.4	0.0	0.0	0.0	0.0	1.4	593.7
470	0.0	1.4	0.0	0.0	0.0	0.0	1.4	593.7
480	0.0	2.4	0.0	0.0	0.0	0.0	2.4	593.7
490	0.0	2.4	0.0	0.0	0.0	0.0	2.4	593.7
500	0.0	3.9	0.0	0.0	0.0	0.0	3.9	593.7
510	0.0	3.9	0.0	0.0	0.0	0.0	3.9	593.7
520	0.0	5.7	0.0	0.0	0.0	0.0	5.7	593.7
530	0.0	5.7	0.0	0.0	0.0	0.0	5.7	593.7
540	0.0	7.7	0.0	0.0	0.0	0.0	7.7	593.7
550	0.0	9.7	0.0	0.0	0.0	0.0	9.7	593.7
560	0.0	9.7	0.0	0.0	0.0	0.0	9.7	593.7
570	0.0	11.7	0.0	0.0	0.0	0.0	11.7	593.7
580	0.0	11.7	0.0	0.0	0.0	0.0	11.7	593.7
590	0.0	12.9	0.0	0.0	0.0	0.0	12.9	593.7
600	0.0	12.9	0.0	0.0	0.0	0.0	12.9	593.7
610	0.0	14.1	0.0	0.0	0.0	0.0	14.1	593.7
620	0.0	14.1	0.0	0.0	0.0	0.0	14.1	593.7
630	0.0	14.3	0.0	0.0	0.0	0.0	14.3	593.7
640	0.0	14.3	0.0	0.0	0.0	0.0	14.3	593.7
650	0.0	13.9	0.0	0.0	0.0	0.0	13.9	593.7

Total Risk at PGDP Property Boundary
Sources to the NW and NE Plumes
HI over Time

Year	TCE	Antimony	Chromium	Manganese	Strontium	Lithium	Source Areas	TCE DNAPL
660	0.0	13.9	0.0	0.0	0.0	0.0	13.9	593.7
670	0.0	12.7	0.0	0.0	0.0	0.0	12.7	593.7
680	0.0	12.7	0.0	0.0	0.0	0.0	12.7	593.7
690	0.0	11.1	0.0	0.0	0.0	0.0	11.1	593.7
700	0.0	11.1	0.0	0.0	0.0	0.0	11.1	593.7
710	0.0	9.2	0.0	0.0	0.0	0.0	9.2	593.7
720	0.0	9.2	0.0	0.0	0.0	0.0	9.2	593.7
730	0.0	7.6	0.0	0.0	0.0	0.0	7.6	593.7
740	0.0	6.0	0.0	0.0	0.0	0.0	6.0	593.7
750	0.0	6.0	0.0	0.0	0.0	0.0	6.0	593.7
760	0.0	5.1	0.0	0.0	0.0	0.0	5.1	593.7
770	0.0	5.1	0.0	0.0	0.0	0.0	5.1	593.7
780	0.0	4.3	0.0	0.0	0.0	0.0	4.3	593.7
790	0.0	4.3	0.0	0.0	0.0	0.0	4.3	593.7
800	0.0	3.8	0.0	0.0	0.0	0.0	3.8	593.7
810	0.0	3.8	0.0	0.0	0.0	0.0	3.8	593.7
820	0.0	3.6	0.0	0.0	0.0	0.0	3.6	593.7
830	0.0	3.6	0.0	0.0	0.0	0.0	3.6	593.7
840	0.0	3.3	0.0	0.0	0.0	0.0	3.3	593.7
850	0.0	3.3	0.0	0.0	0.0	0.0	3.3	593.7
860	0.0	3.0	0.0	0.0	0.0	0.0	3.0	593.7
870	0.0	3.0	0.0	0.0	0.0	0.0	3.0	593.7
880	0.0	2.7	0.0	0.0	0.0	0.0	2.7	593.7
890	0.0	2.7	0.0	0.0	0.0	0.0	2.7	593.7
900	0.0	2.4	0.0	0.0	0.0	0.0	2.4	593.7
910	0.0	2.4	0.0	0.0	0.0	0.0	2.4	593.7
920	0.0	2.1	0.0	0.0	0.0	0.0	2.1	593.7
930	0.0	1.8	0.0	0.0	0.0	0.0	1.8	593.7
940	0.0	1.8	0.0	0.0	0.0	0.0	1.8	593.7
950	0.0	1.5	0.0	0.0	0.0	0.0	1.5	45.2
960	0.0	1.5	0.0	0.0	0.0	0.0	1.5	45.2
970	0.0	1.2	0.0	0.0	0.0	0.0	1.2	45.2
980	0.0	1.2	0.0	0.0	0.0	0.0	1.2	45.2
990	0.0	0.9	0.0	0.0	0.0	0.0	0.9	45.2
1000	0.0	0.9	0.0	0.0	0.0	0.0	0.9	45.2
1100	0.0	0.2	0.0	0.0	0.0	0.0	0.2	45.2
1200	0.0	0.0	0.0	0.0	0.0	0.0	0.0	41.5
1300	0.0	0.0	0.0	0.0	0.0	0.0	0.0	41.5
1400	0.0	0.0	0.0	0.0	0.0	0.0	0.0	37.7
1500	0.0	0.0	0.0	0.0	0.0	0.0	0.0	37.7
1600	0.0	0.0	0.0	0.0	0.0	0.0	0.0	33.9
1700	0.0	0.0	0.0	0.0	0.0	0.0	0.0	33.9
1800	0.0	0.0	0.0	0.0	0.0	0.0	0.0	33.9
1900	0.0	0.0	0.0	0.0	0.0	0.0	0.0	30.2
2000	0.0	0.0	0.0	0.0	0.0	0.0	0.0	30.2
2100	0.0	0.0	0.0	0.0	0.0	0.0	0.0	30.2
2200	0.0	0.0	0.0	0.0	0.0	0.0	0.0	26.4
2300	0.0	0.0	0.0	0.0	0.0	0.0	0.0	26.4
2400	0.0	0.0	0.0	0.0	0.0	0.0	0.0	26.4
2500	0.0	0.0	0.0	0.0	0.0	0.0	0.0	26.4
2600	0.0	0.0	0.0	0.0	0.0	0.0	0.0	22.6
2700	0.0	0.0	0.0	0.1	0.0	0.0	0.1	22.6
2800	0.0	0.0	0.0	0.2	0.0	0.0	0.2	22.6
2900	0.0	0.0	0.0	0.5	0.0	0.0	0.5	22.6
3000	0.0	0.0	0.0	0.9	0.0	0.0	0.9	22.6
3100	0.0	0.0	0.0	1.7	0.0	0.0	1.7	18.9
3200	0.0	0.0	0.0	2.6	0.0	0.0	2.6	18.9
3300	0.0	0.0	0.0	3.8	0.0	0.0	3.8	18.9
3400	0.0	0.0	0.0	4.9	0.0	0.0	4.9	18.9
3500	0.0	0.0	0.0	5.8	0.0	0.0	5.8	18.9
3600	0.0	0.0	0.0	6.2	0.0	0.0	6.2	18.9
3700	0.0	0.0	0.0	5.8	0.0	0.0	5.8	15.1
3800	0.0	0.0	0.0	5.0	0.0	0.0	5.0	15.1
3900	0.0	0.0	0.0	4.1	0.0	0.0	4.1	15.1
4000	0.0	0.0	0.0	3.1	0.0	0.0	3.1	15.1
4100	0.0	0.0	0.0	2.3	0.0	0.0	2.3	15.1
4200	0.0	0.0	0.0	1.5	0.0	0.0	1.5	15.1
4300	0.0	0.0	0.0	1.1	0.0	0.0	1.1	15.1
4400	0.0	0.0	0.0	0.6	0.0	0.0	0.6	11.3
4500	0.0	0.0	0.0	0.2	0.0	0.0	0.2	11.3
4600	0.0	0.0	0.0	0.1	0.0	0.0	0.1	11.3
4700	0.0	0.0	0.0	0.1	0.0	0.0	0.1	11.3
4800	0.0	0.0	0.0	0.0	0.0	0.0	0.0	11.3
4900	0.0	0.0	0.0	0.0	0.0	0.0	0.0	11.3

Total Risk at PGDP Property Boundary
Sources to the NW and NE Plumes
HI over Time

Year	TCE	Antimony	Chromium	Manganese	Strontium	Lithium	Source Areas	TCE DNAPL
5000	0.0	0.0	0.0	0.0	0.0	0.0	0.0	11.3
5100	0.0	0.0	0.0	0.0	0.0	0.0	0.0	11.3
5200	0.0	0.0	0.0	0.0	0.0	0.0	0.0	7.5
5300	0.0	0.0	0.0	0.0	0.0	0.0	0.0	7.5
5400	0.0	0.0	0.0	0.0	0.0	0.0	0.0	7.5
5500	0.0	0.0	0.1	0.0	0.0	0.0	0.1	7.5
5600	0.0	0.0	0.1	0.0	0.0	0.0	0.1	7.5
5700	0.0	0.0	0.3	0.0	0.0	0.0	0.3	7.5
5800	0.0	0.0	0.3	0.0	0.0	0.0	0.3	7.5
5900	0.0	0.0	0.5	0.0	0.0	0.0	0.5	7.5
6000	0.0	0.0	0.9	0.0	0.0	0.0	0.9	7.5
6100	0.0	0.0	1.6	0.0	0.0	0.0	1.6	3.8
6200	0.0	0.0	2.7	0.0	0.0	0.0	2.7	3.8
6300	0.0	0.0	4.3	0.0	0.0	0.0	4.3	3.8
6400	0.0	0.0	4.3	0.0	0.0	0.0	4.3	3.8
6500	0.0	0.0	6.4	0.0	0.0	0.0	6.4	3.8
6600	0.0	0.0	9.5	0.0	0.0	0.0	9.5	3.8
6700	0.0	0.0	13.0	0.0	0.0	0.0	13.0	3.8
6800	0.0	0.0	17.6	0.0	0.0	0.0	17.6	3.8
6900	0.0	0.0	22.4	0.0	0.0	0.0	22.4	3.8
7000	0.0	0.0	28.1	0.0	0.0	0.0	28.1	3.8
7100	0.0	0.0	28.1	0.0	0.0	0.0	28.1	3.8
7200	0.0	0.0	33.8	0.0	0.0	0.0	33.8	0.0
7300	0.0	0.0	39.4	0.0	0.0	0.0	39.4	0.0
7400	0.0	0.0	44.5	0.0	0.0	0.0	44.5	0.0
7500	0.0	0.0	48.9	0.0	0.0	0.0	48.9	0.0
7600	0.0	0.0	52.2	0.0	0.0	0.0	52.2	0.0
7700	0.0	0.0	52.2	0.0	0.0	0.0	52.2	0.0
7800	0.0	0.0	54.4	0.0	0.0	0.0	54.4	0.0
7900	0.0	0.0	54.9	0.0	0.0	0.0	54.9	0.0
8000	0.0	0.0	54.6	0.0	0.0	0.0	54.6	0.0
8100	0.0	0.0	52.4	0.0	0.0	0.0	52.4	0.0
8200	0.0	0.0	49.7	0.0	0.0	0.0	49.7	0.0
8300	0.0	0.0	49.7	0.0	0.0	0.0	49.7	0.0
8400	0.0	0.0	45.6	0.0	0.0	0.0	45.6	0.0
8500	0.0	0.0	41.3	0.0	0.0	0.0	41.3	0.0
8600	0.0	0.0	36.4	0.0	0.0	0.0	36.4	0.0
8700	0.0	0.0	31.5	0.0	0.0	0.0	31.5	0.0
8800	0.0	0.0	26.7	0.0	0.0	0.0	26.7	0.0
8900	0.0	0.0	22.3	0.0	0.0	0.0	22.3	0.0
9000	0.0	0.0	22.3	0.0	0.0	0.0	22.3	0.0
9100	0.0	0.0	18.1	0.0	0.0	0.0	18.1	0.0
9200	0.0	0.0	14.6	0.0	0.0	0.0	14.6	0.0
9300	0.0	0.0	11.4	0.0	0.0	0.0	11.4	0.0
9400	0.0	0.0	9.0	0.0	0.0	0.0	9.0	0.0
9500	0.0	0.0	6.7	0.0	0.0	0.0	6.7	0.0
9600	0.0	0.0	6.7	0.0	0.0	0.0	6.7	0.0
9700	0.0	0.0	5.1	0.0	0.0	0.0	5.1	0.0
9800	0.0	0.0	3.7	0.0	0.0	0.0	3.7	0.0
9900	0.0	0.0	2.7	0.0	0.0	0.0	2.7	0.0
10000	0.0	0.0	1.9	0.0	0.0	0.0	1.9	0.0
Maximum	3333.3	14.3	54.9	6.2	0.0	126.8	3333.9	593.7

**Total Risk at PGDP Property Boundary
Sources to the NW and NE Plumes
ELCR over Time**

Year	TCE	Vinyl chloride	U-234	U-235	U-238	Tc-99	Source Areas	TCE DNAPL
1	0.00E+00	0.00E+00	0.00E+00	0.00E+00	0.00E+00	0.00E+00	0.00E+00	5.09E-03
2	0.00E+00	2.41E-36	0.00E+00	0.00E+00	0.00E+00	0.00E+00	2.41E-36	5.09E-03
3	0.00E+00	4.81E-36	0.00E+00	0.00E+00	0.00E+00	0.00E+00	4.81E-36	5.09E-03
4	7.65E-21	7.22E-36	0.00E+00	0.00E+00	0.00E+00	0.00E+00	7.65E-21	5.09E-03
5	7.65E-21	9.62E-36	0.00E+00	0.00E+00	0.00E+00	0.00E+00	7.65E-21	5.09E-03
6	7.65E-21	9.62E-36	0.00E+00	0.00E+00	0.00E+00	0.00E+00	7.65E-21	5.09E-03
7	7.65E-21	1.20E-35	0.00E+00	0.00E+00	0.00E+00	0.00E+00	7.65E-21	5.09E-03
8	2.03E-09	1.44E-35	0.00E+00	0.00E+00	0.00E+00	0.00E+00	2.03E-09	5.09E-03
9	2.03E-09	1.68E-35	0.00E+00	0.00E+00	0.00E+00	0.00E+00	2.03E-09	5.09E-03
10	2.03E-09	1.92E-35	0.00E+00	0.00E+00	0.00E+00	0.00E+00	2.03E-09	5.09E-03
20	1.70E-04	1.60E-15	0.00E+00	0.00E+00	0.00E+00	3.64E-40	1.70E-04	5.09E-03
30	2.46E-05	1.53E-06	0.00E+00	0.00E+00	0.00E+00	1.54E-21	2.61E-05	5.09E-03
40	2.63E-06	6.32E-05	0.00E+00	0.00E+00	0.00E+00	5.24E-17	6.59E-05	5.09E-03
50	2.50E-05	5.83E-05	0.00E+00	0.00E+00	0.00E+00	1.08E-08	8.33E-05	5.09E-03
60	1.57E-04	1.58E-04	0.00E+00	0.00E+00	0.00E+00	7.19E-08	3.15E-04	5.09E-03
70	5.00E-04	7.18E-05	0.00E+00	0.00E+00	0.00E+00	7.26E-07	5.73E-04	5.09E-03
80	4.79E-03	7.20E-06	0.00E+00	0.00E+00	0.00E+00	7.20E-05	4.86E-03	5.09E-03
90	1.29E-02	1.29E-07	0.00E+00	0.00E+00	0.00E+00	2.30E-04	1.31E-02	5.09E-03
100	1.71E-02	4.15E-10	0.00E+00	0.00E+00	0.00E+00	3.22E-04	1.75E-02	5.09E-03
110	2.64E-02	8.36E-13	0.00E+00	0.00E+00	0.00E+00	3.77E-04	2.68E-02	5.09E-03
120	2.86E-02	9.42E-16	0.00E+00	0.00E+00	0.00E+00	3.18E-04	2.89E-02	5.09E-03
130	2.33E-02	1.63E-17	0.00E+00	0.00E+00	0.00E+00	2.90E-04	2.36E-02	5.09E-03
140	1.47E-02	1.63E-17	0.00E+00	0.00E+00	0.00E+00	2.60E-04	1.50E-02	5.09E-03
150	3.96E-03	1.63E-17	0.00E+00	0.00E+00	0.00E+00	2.46E-04	4.21E-03	5.09E-03
160	1.21E-03	1.63E-17	0.00E+00	0.00E+00	0.00E+00	2.37E-04	1.45E-03	5.09E-03
170	1.73E-04	1.63E-17	0.00E+00	0.00E+00	0.00E+00	1.93E-04	3.65E-04	5.09E-03
180	4.13E-05	1.63E-17	0.00E+00	0.00E+00	0.00E+00	1.08E-04	1.49E-04	5.09E-03
190	5.96E-06	1.63E-17	0.00E+00	0.00E+00	0.00E+00	6.92E-05	7.52E-05	5.09E-03
200	7.40E-07	1.63E-17	0.00E+00	0.00E+00	0.00E+00	2.54E-05	2.61E-05	5.09E-03
210	2.41E-07	1.63E-17	0.00E+00	0.00E+00	0.00E+00	1.19E-05	1.21E-05	5.09E-03
220	2.86E-08	1.63E-17	0.00E+00	0.00E+00	0.00E+00	9.41E-06	9.43E-06	5.09E-03
230	8.74E-09	1.63E-17	0.00E+00	0.00E+00	0.00E+00	6.55E-06	6.55E-06	5.09E-03
240	1.64E-09	1.63E-17	0.00E+00	0.00E+00	0.00E+00	4.71E-06	4.71E-06	5.09E-03
250	4.20E-10	1.63E-17	0.00E+00	0.00E+00	0.00E+00	4.00E-06	4.00E-06	5.09E-03
260	6.48E-11	1.63E-17	0.00E+00	0.00E+00	0.00E+00	2.88E-06	2.88E-06	5.09E-03
270	1.48E-11	1.63E-17	0.00E+00	0.00E+00	0.00E+00	2.06E-06	2.06E-06	5.09E-03
280	1.82E-12	1.63E-17	0.00E+00	0.00E+00	0.00E+00	1.75E-06	1.75E-06	5.09E-03
290	1.68E-13	1.63E-17	0.00E+00	0.00E+00	0.00E+00	1.25E-06	1.25E-06	5.09E-03
300	3.90E-14	1.63E-17	0.00E+00	0.00E+00	0.00E+00	7.75E-07	7.75E-07	5.09E-03
310	2.42E-15	1.63E-17	0.00E+00	0.00E+00	0.00E+00	6.62E-07	6.62E-07	5.09E-03
320	6.22E-16	1.63E-17	0.00E+00	0.00E+00	0.00E+00	4.73E-07	4.73E-07	5.09E-03
330	4.43E-17	1.63E-17	0.00E+00	0.00E+00	0.00E+00	3.37E-07	3.37E-07	5.09E-03
340	6.33E-18	1.63E-17	0.00E+00	0.00E+00	0.00E+00	2.89E-07	2.89E-07	5.09E-03
350	6.98E-19	1.63E-17	0.00E+00	0.00E+00	0.00E+00	2.09E-07	2.09E-07	5.09E-03
360	1.00E-19	1.63E-17	0.00E+00	0.00E+00	0.00E+00	1.52E-07	1.52E-07	5.09E-03
370	6.35E-21	1.63E-17	0.00E+00	0.00E+00	0.00E+00	1.31E-07	1.31E-07	5.09E-03
380	1.77E-22	1.63E-17	0.00E+00	0.00E+00	0.00E+00	9.74E-08	9.74E-08	5.09E-03
390	7.36E-26	1.63E-17	0.00E+00	0.00E+00	0.00E+00	7.35E-08	7.35E-08	5.09E-03
400	2.07E-29	1.63E-17	0.00E+00	0.00E+00	0.00E+00	6.51E-08	6.51E-08	5.09E-03
410	2.07E-29	1.63E-17	0.00E+00	0.00E+00	0.00E+00	5.08E-08	5.08E-08	5.09E-03
420	2.07E-29	1.63E-17	0.00E+00	0.00E+00	0.00E+00	4.05E-08	4.05E-08	5.09E-03
430	2.07E-29	1.63E-17	0.00E+00	0.00E+00	0.00E+00	3.68E-08	3.68E-08	5.09E-03
440	2.07E-29	1.63E-17	0.00E+00	0.00E+00	0.00E+00	3.07E-08	3.07E-08	5.09E-03
450	2.07E-29	1.63E-17	0.00E+00	0.00E+00	0.00E+00	2.64E-08	2.64E-08	5.09E-03
460	2.07E-29	1.63E-17	0.00E+00	0.00E+00	0.00E+00	2.48E-08	2.48E-08	5.09E-03
470	2.07E-29	1.63E-17	0.00E+00	0.00E+00	0.00E+00	2.22E-08	2.22E-08	5.09E-03
480	2.07E-29	1.63E-17	0.00E+00	0.00E+00	0.00E+00	2.03E-08	2.03E-08	5.09E-03
490	2.07E-29	1.63E-17	0.00E+00	0.00E+00	0.00E+00	1.97E-08	1.97E-08	5.09E-03
500	2.07E-29	1.63E-17	0.00E+00	0.00E+00	0.00E+00	1.87E-08	1.87E-08	5.09E-03
510	2.07E-29	1.63E-17	0.00E+00	0.00E+00	0.00E+00	1.78E-08	1.78E-08	5.09E-03
520	2.07E-29	1.63E-17	0.00E+00	0.00E+00	0.00E+00	1.74E-08	1.74E-08	5.09E-03
530	2.07E-29	1.63E-17	0.00E+00	0.00E+00	0.00E+00	1.67E-08	1.67E-08	5.09E-03
540	2.07E-29	1.63E-17	0.00E+00	0.00E+00	0.00E+00	1.61E-08	1.61E-08	5.09E-03
550	2.07E-29	1.63E-17	0.00E+00	0.00E+00	0.00E+00	1.59E-08	1.59E-08	5.09E-03
560	2.07E-29	1.63E-17	0.00E+00	0.00E+00	0.00E+00	1.54E-08	1.54E-08	5.09E-03
570	2.07E-29	1.63E-17	0.00E+00	0.00E+00	0.00E+00	1.50E-08	1.50E-08	5.09E-03
580	2.07E-29	1.63E-17	0.00E+00	0.00E+00	0.00E+00	1.48E-08	1.48E-08	5.09E-03
590	2.07E-29	1.63E-17	0.00E+00	0.00E+00	0.00E+00	1.43E-08	1.43E-08	5.09E-03
600	2.07E-29	1.63E-17	0.00E+00	0.00E+00	0.00E+00	0.00E+00	1.63E-17	5.09E-03
610	2.07E-29	1.63E-17	0.00E+00	0.00E+00	0.00E+00	0.00E+00	1.63E-17	5.09E-03
620	2.07E-29	1.63E-17	0.00E+00	0.00E+00	0.00E+00	0.00E+00	1.63E-17	5.09E-03
630	2.07E-29	1.63E-17	0.00E+00	0.00E+00	0.00E+00	0.00E+00	1.63E-17	5.09E-03
640	2.07E-29	1.63E-17	0.00E+00	0.00E+00	0.00E+00	0.00E+00	1.63E-17	5.09E-03
650	2.07E-29	1.63E-17	0.00E+00	0.00E+00	0.00E+00	0.00E+00	1.63E-17	5.09E-03

Total Risk at PGDP Property Boundary
Sources to the NW and NE Plumes
ELCR over Time

Year	TCE	Vinyl chloride	U-234	U-235	U-238	Tc-99	Source Areas	TCE DNAPL
660	2.07E-29	1.63E-17	0.00E+00	0.00E+00	0.00E+00	0.00E+00	1.63E-17	5.09E-03
670	2.07E-29	1.63E-17	0.00E+00	0.00E+00	0.00E+00	0.00E+00	1.63E-17	5.09E-03
680	2.07E-29	1.63E-17	0.00E+00	0.00E+00	0.00E+00	0.00E+00	1.63E-17	5.09E-03
690	2.07E-29	1.63E-17	0.00E+00	0.00E+00	0.00E+00	0.00E+00	1.63E-17	5.09E-03
700	2.07E-29	1.63E-17	0.00E+00	0.00E+00	0.00E+00	0.00E+00	1.63E-17	5.09E-03
710	2.07E-29	1.63E-17	0.00E+00	0.00E+00	0.00E+00	0.00E+00	1.63E-17	5.09E-03
720	2.07E-29	1.63E-17	0.00E+00	0.00E+00	0.00E+00	0.00E+00	1.63E-17	5.09E-03
730	2.07E-29	1.63E-17	0.00E+00	0.00E+00	0.00E+00	0.00E+00	1.63E-17	5.09E-03
740	2.07E-29	1.63E-17	0.00E+00	0.00E+00	0.00E+00	0.00E+00	1.63E-17	5.09E-03
750	2.07E-29	1.63E-17	0.00E+00	0.00E+00	0.00E+00	0.00E+00	1.63E-17	5.09E-03
760	2.07E-29	1.63E-17	0.00E+00	0.00E+00	0.00E+00	0.00E+00	1.63E-17	5.09E-03
770	2.07E-29	1.63E-17	0.00E+00	0.00E+00	0.00E+00	0.00E+00	1.63E-17	5.09E-03
780	2.07E-29	1.63E-17	0.00E+00	0.00E+00	0.00E+00	0.00E+00	1.63E-17	5.09E-03
790	2.07E-29	1.63E-17	0.00E+00	0.00E+00	0.00E+00	0.00E+00	1.63E-17	5.09E-03
800	2.07E-29	1.63E-17	0.00E+00	0.00E+00	0.00E+00	0.00E+00	1.63E-17	5.09E-03
810	2.07E-29	1.63E-17	0.00E+00	0.00E+00	0.00E+00	0.00E+00	1.63E-17	5.09E-03
820	2.07E-29	1.63E-17	0.00E+00	0.00E+00	0.00E+00	0.00E+00	1.63E-17	5.09E-03
830	2.07E-29	1.63E-17	0.00E+00	0.00E+00	0.00E+00	0.00E+00	1.63E-17	5.09E-03
840	2.07E-29	1.63E-17	0.00E+00	0.00E+00	0.00E+00	0.00E+00	1.63E-17	5.09E-03
850	2.07E-29	1.63E-17	0.00E+00	0.00E+00	0.00E+00	0.00E+00	1.63E-17	5.09E-03
860	2.07E-29	1.63E-17	0.00E+00	0.00E+00	0.00E+00	0.00E+00	1.63E-17	5.09E-03
870	2.07E-29	1.63E-17	0.00E+00	0.00E+00	0.00E+00	0.00E+00	1.63E-17	5.09E-03
880	2.07E-29	1.63E-17	0.00E+00	0.00E+00	0.00E+00	0.00E+00	1.63E-17	5.09E-03
890	2.07E-29	1.63E-17	0.00E+00	0.00E+00	0.00E+00	0.00E+00	1.63E-17	5.09E-03
900	2.07E-29	1.63E-17	0.00E+00	0.00E+00	0.00E+00	0.00E+00	1.63E-17	5.09E-03
910	2.07E-29	1.63E-17	0.00E+00	0.00E+00	0.00E+00	0.00E+00	1.63E-17	5.09E-03
920	2.07E-29	1.63E-17	0.00E+00	0.00E+00	0.00E+00	0.00E+00	1.63E-17	5.09E-03
930	2.07E-29	1.63E-17	0.00E+00	0.00E+00	0.00E+00	0.00E+00	1.63E-17	5.09E-03
940	2.07E-29	1.63E-17	0.00E+00	0.00E+00	0.00E+00	0.00E+00	1.63E-17	5.09E-03
950	2.07E-29	1.63E-17	0.00E+00	0.00E+00	0.00E+00	0.00E+00	1.63E-17	3.88E-04
960	2.07E-29	1.63E-17	0.00E+00	0.00E+00	0.00E+00	0.00E+00	1.63E-17	3.88E-04
970	2.07E-29	1.63E-17	0.00E+00	0.00E+00	0.00E+00	0.00E+00	1.63E-17	3.88E-04
980	2.07E-29	1.63E-17	0.00E+00	0.00E+00	0.00E+00	0.00E+00	1.63E-17	3.88E-04
990	2.07E-29	1.63E-17	0.00E+00	0.00E+00	0.00E+00	0.00E+00	1.63E-17	3.88E-04
1000	2.07E-29	1.63E-17	0.00E+00	0.00E+00	0.00E+00	0.00E+00	1.63E-17	3.88E-04
1100	2.07E-29	1.63E-17	0.00E+00	0.00E+00	0.00E+00	0.00E+00	1.63E-17	3.88E-04
1200	2.07E-29	1.63E-17	0.00E+00	0.00E+00	0.00E+00	0.00E+00	1.63E-17	3.55E-04
1300	2.07E-29	1.63E-17	0.00E+00	0.00E+00	0.00E+00	0.00E+00	1.63E-17	3.55E-04
1400	2.07E-29	1.63E-17	0.00E+00	0.00E+00	0.00E+00	0.00E+00	1.63E-17	3.23E-04
1500	2.07E-29	1.63E-17	0.00E+00	0.00E+00	0.00E+00	0.00E+00	1.63E-17	3.23E-04
1600	2.07E-29	1.63E-17	0.00E+00	0.00E+00	0.00E+00	0.00E+00	1.63E-17	2.91E-04
1700	2.07E-29	1.63E-17	0.00E+00	0.00E+00	0.00E+00	0.00E+00	1.63E-17	2.91E-04
1800	2.07E-29	1.63E-17	0.00E+00	0.00E+00	0.00E+00	0.00E+00	1.63E-17	2.91E-04
1900	2.07E-29	1.63E-17	0.00E+00	0.00E+00	0.00E+00	0.00E+00	1.63E-17	2.59E-04
2000	2.07E-29	1.63E-17	0.00E+00	0.00E+00	0.00E+00	0.00E+00	1.63E-17	2.59E-04
2100	2.07E-29	1.63E-17	0.00E+00	0.00E+00	0.00E+00	0.00E+00	1.63E-17	2.59E-04
2200	2.07E-29	1.63E-17	0.00E+00	0.00E+00	0.00E+00	0.00E+00	1.63E-17	2.26E-04
2300	2.07E-29	1.63E-17	3.63E-27	2.61E-28	7.37E-27	0.00E+00	1.63E-17	2.26E-04
2400	2.07E-29	1.63E-17	3.63E-27	2.61E-28	7.37E-27	0.00E+00	1.63E-17	2.26E-04
2500	2.07E-29	1.63E-17	1.60E-22	1.24E-23	3.64E-22	0.00E+00	1.63E-17	2.26E-04
2600	2.07E-29	1.63E-17	1.60E-22	1.24E-23	3.64E-22	0.00E+00	1.63E-17	1.94E-04
2700	2.07E-29	1.63E-17	4.47E-19	3.47E-20	1.03E-18	0.00E+00	1.78E-17	1.94E-04
2800	2.07E-29	1.63E-17	4.47E-19	3.47E-20	1.03E-18	0.00E+00	1.78E-17	1.94E-04
2900	2.07E-29	1.63E-17	4.47E-19	3.47E-20	1.03E-18	0.00E+00	1.78E-17	1.94E-04
3000	2.07E-29	1.63E-17	2.80E-16	2.20E-17	6.65E-16	0.00E+00	9.83E-16	1.94E-04
3100	2.07E-29	1.63E-17	2.80E-16	2.20E-17	6.65E-16	0.00E+00	9.83E-16	1.62E-04
3200	2.07E-29	1.63E-17	5.81E-14	4.60E-15	1.40E-13	0.00E+00	2.03E-13	1.62E-04
3300	2.07E-29	1.63E-17	5.81E-14	4.60E-15	1.40E-13	0.00E+00	2.03E-13	1.62E-04
3400	2.07E-29	1.63E-17	4.63E-12	3.70E-13	1.14E-11	0.00E+00	1.63E-11	1.62E-04
3500	2.07E-29	1.63E-17	4.63E-12	3.70E-13	1.14E-11	0.00E+00	1.63E-11	1.62E-04
3600	2.07E-29	1.63E-17	4.63E-12	3.70E-13	1.14E-11	0.00E+00	1.63E-11	1.62E-04
3700	2.07E-29	1.63E-17	1.70E-10	1.37E-11	4.23E-10	0.00E+00	6.07E-10	1.29E-04
3800	2.07E-29	1.63E-17	1.70E-10	1.37E-11	4.23E-10	0.00E+00	6.07E-10	1.29E-04
3900	2.07E-29	1.63E-17	3.30E-09	2.64E-10	8.24E-09	0.00E+00	1.18E-08	1.29E-04
4000	2.07E-29	1.63E-17	3.30E-09	2.64E-10	8.24E-09	0.00E+00	1.18E-08	1.29E-04
4100	2.07E-29	1.63E-17	3.69E-08	2.95E-09	9.30E-08	0.00E+00	1.33E-07	1.29E-04
4200	2.07E-29	1.63E-17	3.69E-08	2.95E-09	9.30E-08	0.00E+00	1.33E-07	1.29E-04
4300	2.07E-29	1.63E-17	3.69E-08	2.95E-09	9.30E-08	0.00E+00	1.33E-07	1.29E-04
4400	2.07E-29	1.63E-17	2.60E-07	2.07E-08	6.60E-07	0.00E+00	9.41E-07	9.70E-05
4500	2.07E-29	1.63E-17	2.60E-07	2.07E-08	6.60E-07	0.00E+00	9.41E-07	9.70E-05
4600	2.07E-29	1.63E-17	1.23E-06	9.76E-08	3.15E-06	0.00E+00	4.48E-06	9.70E-05
4700	2.07E-29	1.63E-17	1.23E-06	9.76E-08	3.15E-06	0.00E+00	4.48E-06	9.70E-05
4800	2.07E-29	1.63E-17	4.17E-06	3.28E-07	1.07E-05	0.00E+00	1.52E-05	9.70E-05
4900	2.07E-29	1.63E-17	4.17E-06	3.28E-07	1.07E-05	0.00E+00	1.52E-05	9.70E-05

Total Risk at PGDP Property Boundary
Sources to the NW and NE Plumes
ELCR over Time

Year	TCE	Vinyl chloride	U-234	U-235	U-238	Tc-99	Source Areas	TCE DNAPL
5000	2.07E-29	1.63E-17	4.17E-06	3.28E-07	1.07E-05	0.00E+00	1.52E-05	9.70E-05
5100	2.07E-29	1.63E-17	1.05E-05	8.19E-07	2.70E-05	0.00E+00	3.83E-05	9.70E-05
5200	2.07E-29	1.63E-17	1.05E-05	8.19E-07	2.70E-05	0.00E+00	3.83E-05	6.46E-05
5300	2.07E-29	1.63E-17	2.04E-05	1.58E-06	5.26E-05	0.00E+00	7.45E-05	6.46E-05
5400	2.07E-29	1.63E-17	2.04E-05	1.58E-06	5.26E-05	0.00E+00	7.45E-05	6.46E-05
5500	2.07E-29	1.63E-17	3.15E-05	2.43E-06	8.18E-05	0.00E+00	1.16E-04	6.46E-05
5600	2.07E-29	1.63E-17	3.15E-05	2.43E-06	8.18E-05	0.00E+00	1.16E-04	6.46E-05
5700	2.07E-29	1.63E-17	3.15E-05	2.43E-06	8.18E-05	0.00E+00	1.16E-04	6.46E-05
5800	2.07E-29	1.63E-17	4.00E-05	3.07E-06	1.04E-04	0.00E+00	1.47E-04	6.46E-05
5900	2.07E-29	1.63E-17	4.00E-05	3.07E-06	1.04E-04	0.00E+00	1.47E-04	6.46E-05
6000	2.07E-29	1.63E-17	4.26E-05	3.25E-06	1.12E-04	0.00E+00	1.58E-04	6.46E-05
6100	2.07E-29	1.63E-17	4.26E-05	3.25E-06	1.12E-04	0.00E+00	1.58E-04	3.23E-05
6200	2.07E-29	1.63E-17	3.89E-05	2.95E-06	1.03E-04	0.00E+00	1.45E-04	3.23E-05
6300	2.07E-29	1.63E-17	3.89E-05	2.95E-06	1.03E-04	0.00E+00	1.45E-04	3.23E-05
6400	2.07E-29	1.63E-17	3.89E-05	2.95E-06	1.03E-04	0.00E+00	1.45E-04	3.23E-05
6500	2.07E-29	1.63E-17	3.10E-05	2.33E-06	8.35E-05	0.00E+00	1.17E-04	3.23E-05
6600	2.07E-29	1.63E-17	3.10E-05	2.33E-06	8.35E-05	0.00E+00	1.17E-04	3.23E-05
6700	2.07E-29	1.63E-17	2.20E-05	1.63E-06	6.08E-05	0.00E+00	8.44E-05	3.23E-05
6800	2.07E-29	1.63E-17	2.20E-05	1.63E-06	6.08E-05	0.00E+00	8.44E-05	3.23E-05
6900	2.07E-29	1.63E-17	1.42E-05	1.04E-06	4.09E-05	0.00E+00	5.61E-05	3.23E-05
7000	2.07E-29	1.63E-17	1.42E-05	1.04E-06	4.09E-05	0.00E+00	5.61E-05	3.23E-05
7100	2.07E-29	1.63E-17	1.42E-05	1.04E-06	4.09E-05	0.00E+00	5.61E-05	3.23E-05
7200	2.07E-29	1.63E-17	8.52E-06	5.90E-07	2.64E-05	0.00E+00	3.56E-05	1.62E-08
7300	2.07E-29	1.63E-17	8.52E-06	5.90E-07	2.64E-05	0.00E+00	3.56E-05	1.62E-08
7400	2.07E-29	1.63E-17	4.95E-06	3.17E-07	1.73E-05	0.00E+00	2.26E-05	1.62E-08
7500	2.07E-29	1.63E-17	4.95E-06	3.17E-07	1.73E-05	0.00E+00	2.26E-05	1.62E-08
7600	2.07E-29	1.63E-17	2.94E-06	1.65E-07	1.22E-05	0.00E+00	1.53E-05	1.62E-08
7700	2.07E-29	1.63E-17	2.94E-06	1.65E-07	1.22E-05	0.00E+00	1.53E-05	1.62E-08
7800	2.07E-29	1.63E-17	2.94E-06	1.65E-07	1.22E-05	0.00E+00	1.53E-05	1.62E-08
7900	2.07E-29	1.63E-17	1.91E-06	8.76E-08	9.61E-06	0.00E+00	1.16E-05	1.62E-08
8000	2.07E-29	1.63E-17	1.91E-06	8.76E-08	9.61E-06	0.00E+00	1.16E-05	1.62E-08
8100	2.07E-29	1.63E-17	1.39E-06	5.10E-08	8.35E-06	0.00E+00	9.80E-06	1.62E-08
8200	2.07E-29	1.63E-17	1.39E-06	5.10E-08	8.35E-06	0.00E+00	9.80E-06	1.62E-08
8300	2.07E-29	1.63E-17	1.11E-06	3.38E-08	7.75E-06	0.00E+00	8.89E-06	1.62E-08
8400	2.07E-29	1.63E-17	1.11E-06	3.38E-08	7.75E-06	0.00E+00	8.89E-06	1.62E-08
8500	2.07E-29	1.63E-17	1.11E-06	3.38E-08	7.75E-06	0.00E+00	8.89E-06	1.62E-08
8600	2.07E-29	1.63E-17	9.05E-07	2.47E-08	7.42E-06	0.00E+00	8.35E-06	1.62E-08
8700	2.07E-29	1.63E-17	9.05E-07	2.47E-08	7.42E-06	0.00E+00	8.35E-06	1.62E-08
8800	2.07E-29	1.63E-17	7.26E-07	1.86E-08	7.13E-06	0.00E+00	7.88E-06	1.62E-08
8900	2.07E-29	1.63E-17	7.26E-07	1.86E-08	7.13E-06	0.00E+00	7.88E-06	1.62E-08
9000	2.07E-29	1.63E-17	5.57E-07	1.35E-08	6.75E-06	0.00E+00	7.32E-06	1.62E-08
9100	2.07E-29	1.63E-17	5.57E-07	1.35E-08	6.75E-06	0.00E+00	7.32E-06	1.62E-08
9200	2.07E-29	1.63E-17	5.57E-07	1.35E-08	6.75E-06	0.00E+00	7.32E-06	1.62E-08
9300	2.07E-29	1.63E-17	4.06E-07	9.18E-09	6.15E-06	0.00E+00	6.57E-06	1.62E-08
9400	2.07E-29	1.63E-17	4.06E-07	9.18E-09	6.15E-06	0.00E+00	6.57E-06	1.62E-08
9500	2.07E-29	1.63E-17	2.81E-07	5.78E-09	5.30E-06	0.00E+00	5.59E-06	1.62E-08
9600	2.07E-29	1.63E-17	2.81E-07	5.78E-09	5.30E-06	0.00E+00	5.59E-06	1.62E-08
9700	2.07E-29	1.63E-17	1.86E-07	3.36E-09	4.25E-06	0.00E+00	4.44E-06	1.62E-08
9800	2.07E-29	1.63E-17	1.86E-07	3.36E-09	4.25E-06	0.00E+00	4.44E-06	1.62E-08
9900	2.07E-29	1.63E-17	1.86E-07	3.36E-09	4.25E-06	0.00E+00	4.44E-06	1.62E-08
10000	2.07E-29	1.63E-17	1.17E-07	1.80E-09	3.14E-06	0.00E+00	3.25E-06	1.62E-08
Maximum	2.86E-02	1.58E-04	4.26E-05	3.25E-06	1.12E-04	3.77E-04	2.89E-02	5.09E-03

Total Risk at Little Bayou Creek
Sources to the NW and NE Plumes
HI over Time

Year	TCE	Antimony	Chromium	Manganese	Strontium	Lithium	Source Areas	TCE DNAPL
1	0.0	0.0	0.0	0.0	0.0	0.0	0.0	3.0
2	0.0	0.0	0.0	0.0	0.0	0.0	0.0	3.0
3	0.0	0.0	0.0	0.0	0.0	0.0	0.0	3.0
4	0.0	0.0	0.0	0.0	0.0	0.0	0.0	3.0
5	0.0	0.0	0.0	0.0	0.0	0.0	0.0	3.0
6	0.0	0.0	0.0	0.0	0.0	0.0	0.0	3.0
7	0.0	0.0	0.0	0.0	0.0	0.0	0.0	3.0
8	0.0	0.0	0.0	0.0	0.0	0.0	0.0	3.0
9	0.0	0.0	0.0	0.0	0.0	0.0	0.0	3.0
10	0.0	0.0	0.0	0.0	0.0	0.0	0.0	3.0
20	0.0	0.0	0.0	0.0	0.0	0.0	0.0	3.0
30	0.0	0.0	0.0	0.0	0.0	0.0	0.0	3.0
40	0.0	0.0	0.0	0.0	0.0	0.0	0.0	3.0
50	0.0	0.0	0.0	0.0	0.0	0.0	0.0	3.0
60	0.0	0.0	0.0	0.0	0.0	0.0	0.0	3.0
70	0.0	0.0	0.0	0.0	0.0	0.0	0.0	3.0
80	0.0	0.0	0.0	0.0	0.0	0.0	0.0	3.0
90	0.0	0.0	0.0	0.0	0.0	0.0	0.0	3.0
100	0.2	0.0	0.0	0.0	0.0	0.0	0.2	3.0
110	23.4	0.0	0.0	0.0	0.0	0.0	23.4	3.0
120	103.7	0.0	0.0	0.0	0.0	0.0	103.7	3.0
130	634.7	0.0	0.0	0.0	0.0	0.0	634.7	3.0
140	1351.4	0.0	0.0	0.0	0.0	0.0	1351.4	3.0
150	1684.5	0.0	0.0	0.0	0.0	0.0	1684.5	3.0
160	1728.8	0.0	0.0	0.0	0.0	0.0	1728.8	3.0
170	1628.0	0.0	0.0	0.0	0.0	0.0	1628.0	3.0
180	1056.9	0.0	0.0	0.0	0.0	0.0	1056.9	3.0
190	359.9	0.0	0.0	0.0	0.0	0.0	359.9	3.0
200	61.2	0.0	0.0	0.0	0.0	0.0	61.2	3.0
210	20.3	0.0	0.0	0.0	0.0	0.0	20.3	3.0
220	1.5	0.0	0.0	0.0	0.0	0.0	1.5	3.0
230	0.1	0.0	0.0	0.0	0.0	0.0	0.1	3.0
240	0.0	0.0	0.0	0.0	0.0	0.0	0.0	3.0
250	0.0	0.0	0.0	0.0	0.0	0.0	0.0	3.0
260	0.0	0.0	0.0	0.0	0.0	0.0	0.0	3.0
270	0.0	0.0	0.0	0.0	0.0	0.0	0.0	3.0
280	0.0	0.0	0.0	0.0	0.0	0.0	0.0	3.0
290	0.0	0.0	0.0	0.0	0.0	0.0	0.0	3.0
300	0.0	0.0	0.0	0.0	0.0	0.0	0.0	3.0
310	0.0	0.0	0.0	0.0	0.0	0.0	0.0	3.0
320	0.0	0.0	0.0	0.0	0.0	0.0	0.0	3.0
330	0.0	0.0	0.0	0.0	0.0	0.0	0.0	3.0
340	0.0	0.0	0.0	0.0	0.0	0.0	0.0	3.0
350	0.0	0.0	0.0	0.0	0.0	0.0	0.0	3.0
360	0.0	0.0	0.0	0.0	0.0	0.0	0.0	3.0
370	0.0	0.0	0.0	0.0	0.0	0.0	0.0	3.0
380	0.0	0.0	0.0	0.0	0.0	0.0	0.0	3.0
390	0.0	0.0	0.0	0.0	0.0	0.0	0.0	3.0
400	0.0	0.0	0.0	0.0	0.0	0.0	0.0	3.0
410	0.0	0.0	0.0	0.0	0.0	0.0	0.0	3.0
420	0.0	0.0	0.0	0.0	0.0	0.0	0.0	3.0
430	0.0	0.0	0.0	0.0	0.0	0.0	0.0	3.0
440	0.0	0.0	0.0	0.0	0.0	0.0	0.0	3.0
450	0.0	0.0	0.0	0.0	0.0	0.0	0.0	3.0
460	0.0	0.0	0.0	0.0	0.0	0.0	0.0	3.0
470	0.0	0.0	0.0	0.0	0.0	0.0	0.0	3.0
480	0.0	0.0	0.0	0.0	0.0	0.0	0.0	3.0
490	0.0	0.0	0.0	0.0	0.0	0.0	0.0	3.0
500	0.0	0.0	0.0	0.0	0.0	0.0	0.0	3.0
510	0.0	0.0	0.0	0.0	0.0	0.0	0.0	3.0
520	0.0	0.0	0.0	0.0	0.0	0.0	0.0	3.0
530	0.0	0.0	0.0	0.0	0.0	0.0	0.0	3.0
540	0.0	0.0	0.0	0.0	0.0	0.0	0.0	3.0
550	0.0	0.0	0.0	0.0	0.0	0.0	0.0	3.0
560	0.0	0.0	0.0	0.0	0.0	0.0	0.0	3.0
570	0.0	0.0	0.0	0.0	0.0	0.0	0.0	3.0
580	0.0	0.0	0.0	0.0	0.0	0.0	0.0	3.0
590	0.0	0.0	0.0	0.0	0.0	0.0	0.0	3.0
600	0.0	0.0	0.0	0.0	0.0	0.0	0.0	3.0
610	0.0	0.0	0.0	0.0	0.0	0.0	0.0	3.0
620	0.0	0.0	0.0	0.0	0.0	0.0	0.0	3.0
630	0.0	0.0	0.0	0.0	0.0	0.0	0.0	3.0
640	0.0	0.0	0.0	0.0	0.0	0.0	0.0	3.0
650	0.0	0.0	0.0	0.0	0.0	0.0	0.0	3.0

Total Risk at Little Bayou Creek
Sources to the NW and NE Plumes
HI over Time

Year	TCE	Antimony	Chromium	Manganese	Strontium	Lithium	Source Areas	TCE DNAPL
660	0.0	0.0	0.0	0.0	0.0	0.0	0.0	3.0
670	0.0	0.0	0.0	0.0	0.0	0.0	0.0	3.0
680	0.0	0.0	0.0	0.0	0.0	0.0	0.0	3.0
690	0.0	0.0	0.0	0.0	0.0	0.0	0.0	3.0
700	0.0	0.0	0.0	0.0	0.0	0.0	0.0	3.0
710	0.0	0.0	0.0	0.0	0.0	0.0	0.0	3.0
720	0.0	0.0	0.0	0.0	0.0	0.0	0.0	3.0
730	0.0	0.0	0.0	0.0	0.0	0.0	0.0	3.0
740	0.0	0.0	0.0	0.0	0.0	0.0	0.0	3.0
750	0.0	0.0	0.0	0.0	0.0	0.0	0.0	3.0
760	0.0	0.0	0.0	0.0	0.0	0.0	0.0	3.0
770	0.0	0.0	0.0	0.0	0.0	0.0	0.0	3.0
780	0.0	0.0	0.0	0.0	0.0	0.0	0.0	3.0
790	0.0	0.0	0.0	0.0	0.0	0.0	0.0	3.0
800	0.0	0.0	0.0	0.0	0.0	0.0	0.0	3.0
810	0.0	0.0	0.0	0.0	0.0	0.0	0.0	3.0
820	0.0	0.0	0.0	0.0	0.0	0.0	0.0	3.0
830	0.0	0.0	0.0	0.0	0.0	0.0	0.0	3.0
840	0.0	0.0	0.0	0.0	0.0	0.0	0.0	3.0
850	0.0	0.0	0.0	0.0	0.0	0.0	0.0	3.0
860	0.0	0.0	0.0	0.0	0.0	0.0	0.0	3.0
870	0.0	0.0	0.0	0.0	0.0	0.0	0.0	3.0
880	0.0	0.0	0.0	0.0	0.0	0.0	0.0	3.0
890	0.0	0.0	0.0	0.0	0.0	0.0	0.0	3.0
900	0.0	0.0	0.0	0.0	0.0	0.0	0.0	3.0
910	0.0	0.0	0.0	0.0	0.0	0.0	0.0	3.0
920	0.0	0.0	0.0	0.0	0.0	0.0	0.0	3.0
930	0.0	0.0	0.0	0.0	0.0	0.0	0.0	3.0
940	0.0	0.0	0.0	0.0	0.0	0.0	0.0	3.0
950	0.0	0.0	0.0	0.0	0.0	0.0	0.0	3.0
960	0.0	0.0	0.0	0.0	0.0	0.0	0.0	3.0
970	0.0	0.0	0.0	0.0	0.0	0.0	0.0	3.0
980	0.0	0.0	0.0	0.0	0.0	0.0	0.0	3.0
990	0.0	0.0	0.0	0.0	0.0	0.0	0.0	0.2
1000	0.0	0.0	0.0	0.0	0.0	0.0	0.0	0.2
1100	0.0	0.0	0.0	0.0	0.0	0.0	0.0	0.2
1200	0.0	0.1	0.0	0.0	0.0	0.0	0.1	0.2
1300	0.0	0.2	0.0	0.0	0.0	0.0	0.2	0.2
1400	0.0	0.3	0.0	0.0	0.0	0.0	0.3	0.2
1500	0.0	0.1	0.0	0.0	0.0	0.0	0.1	0.2
1600	0.0	0.0	0.0	0.0	0.0	0.0	0.0	0.2
1700	0.0	0.0	0.0	0.0	0.0	0.0	0.0	0.2
1800	0.0	0.0	0.0	0.0	0.0	0.0	0.0	0.2
1900	0.0	0.0	0.0	0.0	0.0	0.0	0.0	0.2
2000	0.0	0.0	0.0	0.0	0.0	0.0	0.0	0.2
2100	0.0	0.0	0.0	0.0	0.0	0.0	0.0	0.2
2200	0.0	0.0	0.0	0.0	0.0	0.0	0.0	0.2
2300	0.0	0.0	0.0	0.0	0.0	0.0	0.0	0.1
2400	0.0	0.0	0.0	0.0	0.0	0.0	0.0	0.1
2500	0.0	0.0	0.0	0.0	0.0	0.0	0.0	0.1
2600	0.0	0.0	0.0	0.0	0.0	0.0	0.0	0.1
2700	0.0	0.0	0.0	0.0	0.0	0.0	0.0	0.1
2800	0.0	0.0	0.0	0.0	0.0	0.0	0.0	0.1
2900	0.0	0.0	0.0	0.0	0.0	0.0	0.0	0.1
3000	0.0	0.0	0.0	0.0	0.0	0.0	0.0	0.1
3100	0.0	0.0	0.0	0.0	0.0	0.0	0.0	0.1
3200	0.0	0.0	0.0	0.0	0.0	0.0	0.0	0.1
3300	0.0	0.0	0.0	0.0	0.0	0.0	0.0	0.1
3400	0.0	0.0	0.0	0.0	0.0	0.0	0.0	0.1
3500	0.0	0.0	0.0	0.0	0.0	0.0	0.0	0.1
3600	0.0	0.0	0.0	0.0	0.0	0.0	0.0	0.1
3700	0.0	0.0	0.0	0.0	0.0	0.0	0.0	0.1
3800	0.0	0.0	0.0	0.0	0.0	0.0	0.0	0.1
3900	0.0	0.0	0.0	0.0	0.0	0.0	0.0	0.1
4000	0.0	0.0	0.0	0.0	0.0	0.0	0.0	0.1
4100	0.0	0.0	0.0	0.0	0.0	0.0	0.0	0.1
4200	0.0	0.0	0.0	0.0	0.0	0.0	0.0	0.1
4300	0.0	0.0	0.0	0.0	0.0	0.0	0.0	0.1
4400	0.0	0.0	0.0	0.0	0.0	0.0	0.0	0.1
4500	0.0	0.0	0.0	0.0	0.0	0.0	0.0	0.1
4600	0.0	0.0	0.0	0.0	0.0	0.0	0.0	0.1
4700	0.0	0.0	0.0	0.0	0.0	0.0	0.0	0.1
4800	0.0	0.0	0.0	0.0	0.0	0.0	0.0	0.1
4900	0.0	0.0	0.0	0.0	0.0	0.0	0.0	0.1

Total Risk at Little Bayou Creek
Sources to the NW and NE Plumes
HI over Time

Year	TCE	Antimony	Chromium	Manganese	Strontium	Lithium	Source Areas	TCE DNAPL
5000	0.0	0.0	0.0	0.0	0.0	0.0	0.0	0.1
5100	0.0	0.0	0.0	0.0	0.0	0.0	0.0	0.1
5200	0.0	0.0	0.0	0.0	0.0	0.0	0.0	0.0
5300	0.0	0.0	0.0	0.0	0.0	0.0	0.0	0.0
5400	0.0	0.0	0.0	0.0	0.0	0.0	0.0	0.0
5500	0.0	0.0	0.0	0.0	0.0	0.0	0.0	0.0
5600	0.0	0.0	0.0	0.0	0.0	0.0	0.0	0.0
5700	0.0	0.0	0.0	0.0	0.0	0.0	0.0	0.0
5800	0.0	0.0	0.0	0.0	0.0	0.0	0.0	0.0
5900	0.0	0.0	0.0	0.0	0.0	0.0	0.0	0.0
6000	0.0	0.0	0.0	0.0	0.0	0.0	0.0	0.0
6100	0.0	0.0	0.0	0.0	0.0	0.0	0.0	0.0
6200	0.0	0.0	0.0	0.0	0.0	0.0	0.0	0.0
6300	0.0	0.0	0.0	0.0	0.0	0.0	0.0	0.0
6400	0.0	0.0	0.0	0.0	0.0	0.0	0.0	0.0
6500	0.0	0.0	0.0	0.0	0.0	0.0	0.0	0.0
6600	0.0	0.0	0.0	0.0	0.0	0.0	0.0	0.0
6700	0.0	0.0	0.0	0.0	0.0	0.0	0.0	0.0
6800	0.0	0.0	0.0	0.0	0.0	0.0	0.0	0.0
6900	0.0	0.0	0.0	0.0	0.0	0.0	0.0	0.0
7000	0.0	0.0	0.0	0.0	0.0	0.0	0.0	0.0
7100	0.0	0.0	0.0	0.0	0.0	0.0	0.0	0.0
7200	0.0	0.0	0.0	0.0	0.0	0.0	0.0	0.0
7300	0.0	0.0	0.0	0.0	0.0	0.0	0.0	0.0
7400	0.0	0.0	0.0	0.0	0.0	0.0	0.0	0.0
7500	0.0	0.0	0.0	0.0	0.0	0.0	0.0	0.0
7600	0.0	0.0	0.0	0.0	0.0	0.0	0.0	0.0
7700	0.0	0.0	0.0	0.0	0.0	0.0	0.0	0.0
7800	0.0	0.0	0.0	0.0	0.0	0.0	0.0	0.0
7900	0.0	0.0	0.0	0.0	0.0	0.0	0.0	0.0
8000	0.0	0.0	0.0	0.0	0.0	0.0	0.0	0.0
8100	0.0	0.0	0.0	0.0	0.0	0.0	0.0	0.0
8200	0.0	0.0	0.0	0.0	0.0	0.0	0.0	0.0
8300	0.0	0.0	0.0	0.0	0.0	0.0	0.0	0.0
8400	0.0	0.0	0.0	0.0	0.0	0.0	0.0	0.0
8500	0.0	0.0	0.0	0.0	0.0	0.0	0.0	0.0
8600	0.0	0.0	0.0	0.0	0.0	0.0	0.0	0.0
8700	0.0	0.0	0.0	0.0	0.0	0.0	0.0	0.0
8800	0.0	0.0	0.0	0.0	0.0	0.0	0.0	0.0
8900	0.0	0.0	0.0	0.0	0.0	0.0	0.0	0.0
9000	0.0	0.0	0.0	0.0	0.0	0.0	0.0	0.0
9100	0.0	0.0	0.0	0.0	0.0	0.0	0.0	0.0
9200	0.0	0.0	0.0	0.0	0.0	0.0	0.0	0.0
9300	0.0	0.0	0.0	0.0	0.0	0.0	0.0	0.0
9400	0.0	0.0	0.0	0.0	0.0	0.0	0.0	0.0
9500	0.0	0.0	0.0	0.0	0.0	0.0	0.0	0.0
9600	0.0	0.0	0.0	0.0	0.0	0.0	0.0	0.0
9700	0.0	0.0	0.0	0.0	0.0	0.0	0.0	0.0
9800	0.0	0.0	0.0	0.0	0.0	0.0	0.0	0.0
9900	0.0	0.0	0.0	0.0	0.0	0.0	0.0	0.0
10000	0.0	0.0	0.0	0.0	0.0	0.0	0.0	0.0
Maximum	1728.8	0.3	0.0	0.0	0.0	0.0	1728.8	3.0

Total Risk at Little Bayou Creek
Sources to the NW and NE Plumes
ELCR over Time

Year	TCE	Vinyl chloride	U-234	U-235	U-238	Tc-99	Source Areas	TCE DNAPL
5000	4.82E-16	2.01E-18	0.00E+00	0.00E+00	0.00E+00	2.29E-09	2.29E-09	4.90E-07
5100	4.82E-16	2.01E-18	0.00E+00	0.00E+00	0.00E+00	2.29E-09	2.29E-09	4.90E-07
5200	4.82E-16	2.01E-18	0.00E+00	0.00E+00	0.00E+00	2.29E-09	2.29E-09	3.27E-07
5300	4.82E-16	2.01E-18	0.00E+00	0.00E+00	0.00E+00	2.29E-09	2.29E-09	3.27E-07
5400	4.82E-16	2.01E-18	6.82E-26	6.09E-27	1.86E-25	2.29E-09	2.29E-09	3.27E-07
5500	4.82E-16	2.01E-18	1.98E-23	1.76E-24	5.36E-23	2.29E-09	2.29E-09	3.27E-07
5600	4.82E-16	2.01E-18	1.98E-23	1.76E-24	5.36E-23	2.29E-09	2.29E-09	3.27E-07
5700	4.82E-16	2.01E-18	9.20E-22	8.12E-23	2.48E-21	2.29E-09	2.29E-09	3.27E-07
5800	4.82E-16	2.01E-18	4.97E-20	4.36E-21	1.33E-19	2.29E-09	2.29E-09	3.27E-07
5900	4.82E-16	2.01E-18	4.97E-20	4.36E-21	1.33E-19	2.29E-09	2.29E-09	3.27E-07
6000	4.82E-16	2.01E-18	1.33E-18	1.17E-19	3.57E-18	2.29E-09	2.29E-09	3.27E-07
6100	4.82E-16	2.01E-18	2.50E-17	2.17E-18	6.67E-17	2.29E-09	2.29E-09	1.63E-07
6200	4.82E-16	2.01E-18	2.50E-17	2.17E-18	6.67E-17	2.29E-09	2.29E-09	1.63E-07
6300	4.82E-16	2.01E-18	3.69E-16	3.20E-17	9.83E-16	2.29E-09	2.29E-09	1.63E-07
6400	4.82E-16	2.01E-18	4.32E-15	3.73E-16	1.15E-14	2.29E-09	2.29E-09	1.63E-07
6500	4.82E-16	2.01E-18	4.32E-15	3.73E-16	1.15E-14	2.29E-09	2.29E-09	1.63E-07
6600	4.82E-16	2.01E-18	4.17E-14	3.59E-15	1.11E-13	2.29E-09	2.29E-09	1.63E-07
6700	4.82E-16	2.01E-18	3.38E-13	2.90E-14	8.96E-13	2.29E-09	2.29E-09	1.63E-07
6800	4.82E-16	2.01E-18	3.38E-13	2.90E-14	8.96E-13	2.29E-09	2.29E-09	1.63E-07
6900	4.82E-16	2.01E-18	2.33E-12	1.99E-13	6.16E-12	2.29E-09	2.30E-09	1.63E-07
7000	4.82E-16	2.01E-18	1.38E-11	1.17E-12	3.65E-11	2.29E-09	2.34E-09	1.63E-07
7100	4.82E-16	2.01E-18	1.38E-11	1.17E-12	3.65E-11	2.29E-09	2.34E-09	1.63E-07
7200	4.82E-16	2.01E-18	7.61E-11	6.02E-12	1.92E-10	2.29E-09	2.57E-09	1.63E-07
7300	4.82E-16	2.01E-18	7.61E-11	6.02E-12	1.92E-10	2.29E-09	2.57E-09	8.16E-11
7400	4.82E-16	2.01E-18	2.95E-10	2.71E-11	7.75E-10	2.29E-09	3.39E-09	8.16E-11
7500	4.82E-16	2.01E-18	1.27E-09	9.59E-11	3.34E-09	2.29E-09	7.00E-09	8.16E-11
7600	4.82E-16	2.01E-18	1.27E-09	9.59E-11	3.34E-09	2.29E-09	7.00E-09	8.16E-11
7700	4.82E-16	2.01E-18	4.49E-09	3.87E-10	1.18E-08	2.29E-09	1.90E-08	8.16E-11
7800	4.82E-16	2.01E-18	1.42E-08	1.19E-09	3.73E-08	2.29E-09	5.50E-08	8.16E-11
7900	4.82E-16	2.01E-18	1.42E-08	1.19E-09	3.73E-08	2.29E-09	5.50E-08	8.16E-11
8000	4.82E-16	2.01E-18	4.04E-08	3.39E-09	1.06E-07	2.29E-09	1.52E-07	8.16E-11
8100	4.82E-16	2.01E-18	1.04E-07	8.72E-09	2.73E-07	2.29E-09	3.88E-07	8.16E-11
8200	4.82E-16	2.01E-18	1.04E-07	8.72E-09	2.73E-07	2.29E-09	3.88E-07	8.16E-11
8300	4.82E-16	2.01E-18	2.44E-07	2.04E-08	6.40E-07	2.29E-09	9.07E-07	8.16E-11
8400	4.82E-16	2.01E-18	5.24E-07	4.36E-08	1.37E-06	2.29E-09	1.94E-06	8.16E-11
8500	4.82E-16	2.01E-18	5.24E-07	4.36E-08	1.37E-06	2.29E-09	1.94E-06	8.16E-11
8600	4.82E-16	2.01E-18	1.03E-06	8.57E-08	2.71E-06	2.29E-09	3.83E-06	8.16E-11
8700	4.82E-16	2.01E-18	1.89E-06	1.56E-07	4.93E-06	2.29E-09	6.98E-06	8.16E-11
8800	4.82E-16	2.01E-18	1.89E-06	1.56E-07	4.93E-06	2.29E-09	6.98E-06	8.16E-11
8900	4.82E-16	2.01E-18	3.19E-06	2.63E-07	8.34E-06	2.29E-09	1.18E-05	8.16E-11
9000	4.82E-16	2.01E-18	5.02E-06	4.13E-07	1.31E-05	2.29E-09	1.86E-05	8.16E-11
9100	4.82E-16	2.01E-18	5.02E-06	4.13E-07	1.31E-05	2.29E-09	1.86E-05	8.16E-11
9200	4.82E-16	2.01E-18	7.39E-06	6.06E-07	1.93E-05	2.29E-09	2.73E-05	8.16E-11
9300	4.82E-16	2.01E-18	7.39E-06	6.06E-07	1.93E-05	2.29E-09	2.73E-05	8.16E-11
9400	4.82E-16	2.01E-18	1.02E-05	8.33E-07	2.67E-05	2.29E-09	3.77E-05	8.16E-11
9500	4.82E-16	2.01E-18	1.32E-05	1.08E-06	3.46E-05	2.29E-09	4.89E-05	8.16E-11
9600	4.82E-16	2.01E-18	1.32E-05	1.08E-06	3.46E-05	2.29E-09	4.89E-05	8.16E-11
9700	4.82E-16	2.01E-18	1.62E-05	1.32E-06	4.24E-05	2.29E-09	6.00E-05	8.16E-11
9800	4.82E-16	2.01E-18	1.88E-05	1.52E-06	4.92E-05	2.29E-09	6.95E-05	8.16E-11
9900	4.82E-16	2.01E-18	1.88E-05	1.52E-06	4.92E-05	2.29E-09	6.95E-05	8.16E-11
10000	4.82E-16	2.01E-18	2.06E-05	1.67E-06	5.42E-05	2.29E-09	7.65E-05	8.16E-11
Maximum	1.48E-02	4.25E-05	2.06E-05	1.67E-06	5.42E-05	1.22E-04	1.49E-02	2.57E-05

Total Risk at Ohio River
Sources to the NW and NE Plumes
HI over Time

Year	TCE	Antimony	Chromium	Manganese	Strontium	Lithium	Source Areas	TCE DNAPL
1	0.0	0.0	0.0	0.0	0.0	0.0	0.0	0.0
2	0.0	0.0	0.0	0.0	0.0	0.0	0.0	0.0
3	0.0	0.0	0.0	0.0	0.0	0.0	0.0	0.0
4	0.0	0.0	0.0	0.0	0.0	0.0	0.0	0.0
5	0.0	0.0	0.0	0.0	0.0	0.0	0.0	0.0
6	0.0	0.0	0.0	0.0	0.0	0.0	0.0	0.0
7	0.0	0.0	0.0	0.0	0.0	0.0	0.0	0.0
8	0.0	0.0	0.0	0.0	0.0	0.0	0.0	0.0
9	0.0	0.0	0.0	0.0	0.0	0.0	0.0	0.0
10	0.0	0.0	0.0	0.0	0.0	0.0	0.0	0.0
20	0.0	0.0	0.0	0.0	0.0	0.0	0.0	0.0
30	0.0	0.0	0.0	0.0	0.0	0.0	0.0	0.0
40	0.0	0.0	0.0	0.0	0.0	0.0	0.0	0.0
50	0.0	0.0	0.0	0.0	0.0	0.0	0.0	0.0
60	0.0	0.0	0.0	0.0	0.0	0.0	0.0	0.0
70	0.0	0.0	0.0	0.0	0.0	0.0	0.0	0.0
80	0.2	0.0	0.0	0.0	0.0	0.4	0.6	0.0
90	2.4	0.0	0.0	0.0	0.0	9.5	11.9	0.0
100	7.9	0.0	0.0	0.0	0.0	27.0	34.9	0.0
110	4.7	0.0	0.0	0.0	0.0	36.0	40.7	0.0
120	5.9	0.0	0.0	0.0	0.0	32.1	38.0	0.0
130	42.4	0.0	0.0	0.0	0.0	14.3	56.8	0.0
140	222.9	0.0	0.0	0.0	0.0	2.0	224.9	0.0
150	936.8	0.0	0.0	0.0	0.0	1.0	937.8	0.0
160	1375.0	0.0	0.0	0.0	0.0	0.4	1375.4	0.0
170	1558.0	0.0	0.0	0.0	0.0	0.1	1558.1	0.0
180	1573.7	0.0	0.0	0.0	0.0	0.0	1573.7	0.0
190	1204.3	0.0	0.0	0.0	0.0	0.0	1204.3	0.0
200	696.4	0.0	0.0	0.0	0.0	0.0	696.4	0.0
210	268.7	0.0	0.0	0.0	0.0	0.0	268.7	0.0
220	68.2	0.0	0.0	0.0	0.0	0.0	68.2	0.0
230	11.9	0.0	0.0	0.0	0.0	0.0	11.9	0.0
240	0.6	0.0	0.0	0.0	0.0	0.0	0.6	0.0
250	0.1	0.0	0.0	0.0	0.0	0.0	0.1	0.0
260	0.0	0.0	0.0	0.0	0.0	0.0	0.0	0.0
270	0.0	0.0	0.0	0.0	0.0	0.0	0.0	0.0
280	0.0	0.0	0.0	0.0	0.0	0.0	0.0	0.0
290	0.0	0.0	0.0	0.0	0.0	0.0	0.0	0.0
300	0.0	0.0	0.0	0.0	0.0	0.0	0.0	0.0
310	0.0	0.0	0.0	0.0	0.0	0.0	0.0	0.0
320	0.0	0.0	0.0	0.0	0.0	0.0	0.0	0.0
330	0.0	0.0	0.0	0.0	0.0	0.0	0.0	0.0
340	0.0	0.0	0.0	0.0	0.0	0.0	0.0	0.0
350	0.0	0.0	0.0	0.0	0.0	0.0	0.0	0.0
360	0.0	0.0	0.0	0.0	0.0	0.0	0.0	0.0
370	0.0	0.0	0.0	0.0	0.0	0.0	0.0	0.0
380	0.0	0.0	0.0	0.0	0.0	0.0	0.0	0.0
390	0.0	0.0	0.0	0.0	0.0	0.0	0.0	0.0
400	0.0	0.0	0.0	0.0	0.0	0.0	0.0	0.0
410	0.0	0.0	0.0	0.0	0.0	0.0	0.0	0.0
420	0.0	0.0	0.0	0.0	0.0	0.0	0.0	0.0
430	0.0	0.0	0.0	0.0	0.0	0.0	0.0	0.0
440	0.0	0.0	0.0	0.0	0.0	0.0	0.0	0.0
450	0.0	0.0	0.0	0.0	0.0	0.0	0.0	0.0
460	0.0	0.0	0.0	0.0	0.0	0.0	0.0	0.0
470	0.0	0.0	0.0	0.0	0.0	0.0	0.0	0.0
480	0.0	0.0	0.0	0.0	0.0	0.0	0.0	0.0
490	0.0	0.0	0.0	0.0	0.0	0.0	0.0	0.0
500	0.0	0.0	0.0	0.0	0.0	0.0	0.0	0.0
510	0.0	0.0	0.0	0.0	0.0	0.0	0.0	0.0
520	0.0	0.0	0.0	0.0	0.0	0.0	0.0	0.0
530	0.0	0.0	0.0	0.0	0.0	0.0	0.0	0.0
540	0.0	0.0	0.0	0.0	0.0	0.0	0.0	0.0
550	0.0	0.0	0.0	0.0	0.0	0.0	0.0	0.0
560	0.0	0.0	0.0	0.0	0.0	0.0	0.0	0.0
570	0.0	0.0	0.0	0.0	0.0	0.0	0.0	0.0
580	0.0	0.0	0.0	0.0	0.0	0.0	0.0	0.0
590	0.0	0.0	0.0	0.0	0.0	0.0	0.0	0.0
600	0.0	0.0	0.0	0.0	0.0	0.0	0.0	0.0
610	0.0	0.0	0.0	0.0	0.0	0.0	0.0	0.0
620	0.0	0.0	0.0	0.0	0.0	0.0	0.0	0.0
630	0.0	0.0	0.0	0.0	0.0	0.0	0.0	0.0
640	0.0	0.0	0.0	0.0	0.0	0.0	0.0	0.0
650	0.0	0.0	0.0	0.0	0.0	0.0	0.0	0.0

Total Risk at Ohio River
Sources to the NW and NE Plumes
HI over Time

Year	TCE	Antimony	Chromium	Manganese	Strontium	Lithium	Source Areas	TCE DNAPL
660	0.0	0.0	0.0	0.0	0.0	0.0	0.0	0.0
670	0.0	0.0	0.0	0.0	0.0	0.0	0.0	0.0
680	0.0	0.0	0.0	0.0	0.0	0.0	0.0	0.0
690	0.0	0.0	0.0	0.0	0.0	0.0	0.0	0.0
700	0.0	0.0	0.0	0.0	0.0	0.0	0.0	0.0
710	0.0	0.0	0.0	0.0	0.0	0.0	0.0	0.0
720	0.0	0.0	0.0	0.0	0.0	0.0	0.0	0.0
730	0.0	0.0	0.0	0.0	0.0	0.0	0.0	0.0
740	0.0	0.0	0.0	0.0	0.0	0.0	0.0	0.0
750	0.0	0.0	0.0	0.0	0.0	0.0	0.0	0.0
760	0.0	0.0	0.0	0.0	0.0	0.0	0.0	0.0
770	0.0	0.0	0.0	0.0	0.0	0.0	0.0	0.0
780	0.0	0.0	0.0	0.0	0.0	0.0	0.0	0.0
790	0.0	0.0	0.0	0.0	0.0	0.0	0.0	0.0
800	0.0	0.0	0.0	0.0	0.0	0.0	0.0	0.0
810	0.0	0.0	0.0	0.0	0.0	0.0	0.0	0.0
820	0.0	0.0	0.0	0.0	0.0	0.0	0.0	0.0
830	0.0	0.0	0.0	0.0	0.0	0.0	0.0	0.0
840	0.0	0.0	0.0	0.0	0.0	0.0	0.0	0.0
850	0.0	0.0	0.0	0.0	0.0	0.0	0.0	0.0
860	0.0	0.0	0.0	0.0	0.0	0.0	0.0	0.0
870	0.0	0.0	0.0	0.0	0.0	0.0	0.0	0.0
880	0.0	0.0	0.0	0.0	0.0	0.0	0.0	0.0
890	0.0	0.0	0.0	0.0	0.0	0.0	0.0	0.0
900	0.0	0.0	0.0	0.0	0.0	0.0	0.0	0.0
910	0.0	0.0	0.0	0.0	0.0	0.0	0.0	0.0
920	0.0	0.0	0.0	0.0	0.0	0.0	0.0	0.0
930	0.0	0.0	0.0	0.0	0.0	0.0	0.0	0.0
940	0.0	0.1	0.0	0.0	0.0	0.0	0.1	0.0
950	0.0	0.1	0.0	0.0	0.0	0.0	0.1	0.0
960	0.0	0.1	0.0	0.0	0.0	0.0	0.1	0.0
970	0.0	0.1	0.0	0.0	0.0	0.0	0.1	0.0
980	0.0	0.1	0.0	0.0	0.0	0.0	0.1	0.0
990	0.0	0.2	0.0	0.0	0.0	0.0	0.2	0.0
1000	0.0	0.2	0.0	0.0	0.0	0.0	0.2	0.0
1100	0.0	0.5	0.0	0.0	0.0	0.0	0.5	0.0
1200	0.0	0.6	0.0	0.0	0.0	0.0	0.6	0.0
1300	0.0	0.5	0.0	0.0	0.0	0.0	0.5	0.0
1400	0.0	1.7	0.0	0.0	0.0	0.0	1.7	0.0
1500	0.0	4.2	0.0	0.0	0.0	0.0	4.2	0.0
1600	0.0	3.8	0.0	0.0	0.0	0.0	3.8	0.0
1700	0.0	1.4	0.0	0.0	0.0	0.0	1.4	0.0
1800	0.0	0.2	0.0	0.0	0.0	0.0	0.2	0.0
1900	0.0	0.0	0.0	0.0	0.0	0.0	0.0	0.0
2000	0.0	0.0	0.0	0.0	0.0	0.0	0.0	0.0
2100	0.0	0.0	0.0	0.0	0.0	0.0	0.0	0.0
2200	0.0	0.0	0.0	0.0	0.0	0.0	0.0	0.0
2300	0.0	0.0	0.0	0.0	0.0	0.0	0.0	0.0
2400	0.0	0.0	0.0	0.0	0.0	0.0	0.0	0.0
2500	0.0	0.0	0.0	0.0	0.0	0.0	0.0	0.0
2600	0.0	0.0	0.0	0.0	0.0	0.0	0.0	0.0
2700	0.0	0.0	0.0	0.0	0.0	0.0	0.0	0.0
2800	0.0	0.0	0.0	0.0	0.0	0.0	0.0	0.0
2900	0.0	0.0	0.0	0.0	0.0	0.0	0.0	0.0
3000	0.0	0.0	0.0	0.0	0.0	0.0	0.0	0.0
3100	0.0	0.0	0.0	0.0	0.0	0.0	0.0	0.0
3200	0.0	0.0	0.0	0.0	0.0	0.0	0.0	0.0
3300	0.0	0.0	0.0	0.0	0.0	0.0	0.0	0.0
3400	0.0	0.0	0.0	0.0	0.0	0.0	0.0	0.0
3500	0.0	0.0	0.0	0.0	0.0	0.0	0.0	0.0
3600	0.0	0.0	0.0	0.0	0.0	0.0	0.0	0.0
3700	0.0	0.0	0.0	0.0	0.0	0.0	0.0	0.0
3800	0.0	0.0	0.0	0.0	0.0	0.0	0.0	0.0
3900	0.0	0.0	0.0	0.0	0.0	0.0	0.0	0.0
4000	0.0	0.0	0.0	0.0	0.0	0.0	0.0	0.0
4100	0.0	0.0	0.0	0.0	0.0	0.0	0.0	0.0
4200	0.0	0.0	0.0	0.0	0.0	0.0	0.0	0.0
4300	0.0	0.0	0.0	0.0	0.0	0.0	0.0	0.0
4400	0.0	0.0	0.0	0.0	0.0	0.0	0.0	0.0
4500	0.0	0.0	0.0	0.0	0.0	0.0	0.0	0.0
4600	0.0	0.0	0.0	0.0	0.0	0.0	0.0	0.0
4700	0.0	0.0	0.0	0.0	0.0	0.0	0.0	0.0
4800	0.0	0.0	0.0	0.0	0.0	0.0	0.0	0.0
4900	0.0	0.0	0.0	0.0	0.0	0.0	0.0	0.0

Total Risk at Ohio River
Sources to the NW and NE Plumes
HI over Time

Year	TCE	Antimony	Chromium	Manganese	Strontium	Lithium	Source Areas	TCE DNAPL
5000	0.0	0.0	0.0	0.0	0.0	0.0	0.0	0.0
5100	0.0	0.0	0.0	0.0	0.0	0.0	0.0	0.0
5200	0.0	0.0	0.0	0.0	0.0	0.0	0.0	0.0
5300	0.0	0.0	0.0	0.0	0.0	0.0	0.0	0.0
5400	0.0	0.0	0.0	0.0	0.0	0.0	0.0	0.0
5500	0.0	0.0	0.0	0.1	0.0	0.0	0.1	0.0
5600	0.0	0.0	0.0	0.1	0.0	0.0	0.1	0.0
5700	0.0	0.0	0.0	0.3	0.0	0.0	0.3	0.0
5800	0.0	0.0	0.0	0.6	0.0	0.0	0.6	0.0
5900	0.0	0.0	0.0	0.9	0.0	0.0	0.9	0.0
6000	0.0	0.0	0.0	1.5	0.0	0.0	1.5	0.0
6100	0.0	0.0	0.0	2.0	0.0	0.0	2.0	0.0
6200	0.0	0.0	0.0	2.6	0.0	0.0	2.6	0.0
6300	0.0	0.0	0.0	3.0	0.0	0.0	3.0	0.0
6400	0.0	0.0	0.0	3.3	0.0	0.0	3.3	0.0
6500	0.0	0.0	0.0	3.3	0.0	0.0	3.3	0.0
6600	0.0	0.0	0.0	3.3	0.0	0.0	3.3	0.0
6700	0.0	0.0	0.0	3.1	0.0	0.0	3.1	0.0
6800	0.0	0.0	0.0	2.7	0.0	0.0	2.7	0.0
6900	0.0	0.0	0.0	2.2	0.0	0.0	2.2	0.0
7000	0.0	0.0	0.0	1.7	0.0	0.0	1.7	0.0
7100	0.0	0.0	0.0	1.3	0.0	0.0	1.3	0.0
7200	0.0	0.0	0.0	0.9	0.0	0.0	0.9	0.0
7300	0.0	0.0	0.0	0.6	0.0	0.0	0.6	0.0
7400	0.0	0.0	0.0	0.4	0.0	0.0	0.4	0.0
7500	0.0	0.0	0.0	0.2	0.0	0.0	0.2	0.0
7600	0.0	0.0	0.0	0.1	0.0	0.0	0.1	0.0
7700	0.0	0.0	0.0	0.1	0.0	0.0	0.1	0.0
7800	0.0	0.0	0.0	0.1	0.0	0.0	0.1	0.0
7900	0.0	0.0	0.0	0.0	0.0	0.0	0.0	0.0
8000	0.0	0.0	0.0	0.0	0.0	0.0	0.0	0.0
8100	0.0	0.0	0.0	0.0	0.0	0.0	0.0	0.0
8200	0.0	0.0	0.0	0.0	0.0	0.0	0.0	0.0
8300	0.0	0.0	0.0	0.0	0.0	0.0	0.0	0.0
8400	0.0	0.0	0.0	0.0	0.0	0.0	0.0	0.0
8500	0.0	0.0	0.0	0.0	0.0	0.0	0.0	0.0
8600	0.0	0.0	0.0	0.0	0.0	0.0	0.0	0.0
8700	0.0	0.0	0.0	0.0	0.0	0.0	0.0	0.0
8800	0.0	0.0	0.0	0.0	0.0	0.0	0.0	0.0
8900	0.0	0.0	0.0	0.0	0.0	0.0	0.0	0.0
9000	0.0	0.0	0.0	0.0	0.0	0.0	0.0	0.0
9100	0.0	0.0	0.0	0.0	0.0	0.0	0.0	0.0
9200	0.0	0.0	0.0	0.0	0.0	0.0	0.0	0.0
9300	0.0	0.0	0.0	0.0	0.0	0.0	0.0	0.0
9400	0.0	0.0	0.0	0.0	0.0	0.0	0.0	0.0
9500	0.0	0.0	0.0	0.0	0.0	0.0	0.0	0.0
9600	0.0	0.0	0.0	0.0	0.0	0.0	0.0	0.0
9700	0.0	0.0	0.0	0.0	0.0	0.0	0.0	0.0
9800	0.0	0.0	0.0	0.0	0.0	0.0	0.0	0.0
9900	0.0	0.0	0.0	0.0	0.0	0.0	0.0	0.0
10000	0.0	0.0	0.0	0.0	0.0	0.0	0.0	0.0
Maximum	1573.7	4.2	0.0	3.3	0.0	36.0	1573.7	0.0

**Total Risk at Ohio River
Sources to the NW and NE Plumes
ELCR over Time**

Year	TCE	Vinyl chloride	U-234	U-235	U-238	Tc-99	Source Areas	TCE DNAPL
5000	3.33E-25	0.00E+00	0.00E+00	0.00E+00	0.00E+00	1.69E-09	1.69E-09	0.00E+00
5100	3.33E-25	0.00E+00	0.00E+00	0.00E+00	0.00E+00	1.69E-09	1.69E-09	0.00E+00
5200	3.33E-25	0.00E+00	0.00E+00	0.00E+00	0.00E+00	1.69E-09	1.69E-09	0.00E+00
5300	3.33E-25	0.00E+00	0.00E+00	0.00E+00	0.00E+00	1.69E-09	1.69E-09	0.00E+00
5400	3.33E-25	0.00E+00	0.00E+00	0.00E+00	0.00E+00	1.69E-09	1.69E-09	0.00E+00
5500	3.33E-25	0.00E+00	0.00E+00	0.00E+00	0.00E+00	1.69E-09	1.69E-09	0.00E+00
5600	3.33E-25	0.00E+00	0.00E+00	0.00E+00	0.00E+00	1.69E-09	1.69E-09	0.00E+00
5700	3.33E-25	0.00E+00	0.00E+00	0.00E+00	0.00E+00	1.69E-09	1.69E-09	0.00E+00
5800	3.33E-25	0.00E+00	0.00E+00	0.00E+00	0.00E+00	1.69E-09	1.69E-09	0.00E+00
5900	3.33E-25	0.00E+00	0.00E+00	0.00E+00	0.00E+00	1.69E-09	1.69E-09	0.00E+00
6000	3.33E-25	0.00E+00	0.00E+00	0.00E+00	0.00E+00	1.69E-09	1.69E-09	0.00E+00
6100	3.33E-25	0.00E+00	0.00E+00	0.00E+00	0.00E+00	1.69E-09	1.69E-09	0.00E+00
6200	3.33E-25	0.00E+00	0.00E+00	0.00E+00	0.00E+00	1.69E-09	1.69E-09	0.00E+00
6300	3.33E-25	0.00E+00	0.00E+00	0.00E+00	0.00E+00	1.69E-09	1.69E-09	0.00E+00
6400	3.33E-25	0.00E+00	0.00E+00	0.00E+00	0.00E+00	1.69E-09	1.69E-09	0.00E+00
6500	3.33E-25	0.00E+00	0.00E+00	0.00E+00	0.00E+00	1.69E-09	1.69E-09	0.00E+00
6600	3.33E-25	0.00E+00	0.00E+00	0.00E+00	0.00E+00	1.69E-09	1.69E-09	0.00E+00
6700	3.33E-25	0.00E+00	6.91E-26	5.98E-27	1.87E-25	1.69E-09	1.69E-09	0.00E+00
6800	3.33E-25	0.00E+00	2.27E-24	1.95E-25	6.12E-24	1.69E-09	1.69E-09	0.00E+00
6900	3.33E-25	0.00E+00	2.27E-24	1.95E-25	6.12E-24	1.69E-09	1.69E-09	0.00E+00
7000	3.33E-25	0.00E+00	1.68E-22	1.44E-23	4.51E-22	1.69E-09	1.69E-09	0.00E+00
7100	3.33E-25	0.00E+00	2.95E-21	2.52E-22	7.90E-21	1.69E-09	1.69E-09	0.00E+00
7200	3.33E-25	0.00E+00	6.02E-20	5.13E-21	1.61E-19	1.69E-09	1.69E-09	0.00E+00
7300	3.33E-25	0.00E+00	6.56E-19	5.57E-20	1.75E-18	1.69E-09	1.69E-09	0.00E+00
7400	3.33E-25	0.00E+00	6.60E-18	5.59E-19	1.76E-17	1.69E-09	1.69E-09	0.00E+00
7500	3.33E-25	0.00E+00	6.60E-18	5.59E-19	1.76E-17	1.69E-09	1.69E-09	0.00E+00
7600	3.33E-25	0.00E+00	5.03E-17	4.25E-18	1.34E-16	1.69E-09	1.69E-09	0.00E+00
7700	3.33E-25	0.00E+00	3.38E-16	2.84E-17	8.96E-16	1.69E-09	1.69E-09	0.00E+00
7800	3.33E-25	0.00E+00	1.96E-15	1.65E-16	5.20E-15	1.69E-09	1.69E-09	0.00E+00
7900	3.33E-25	0.00E+00	1.02E-14	8.59E-16	2.71E-14	1.69E-09	1.69E-09	0.00E+00
8000	3.33E-25	0.00E+00	4.85E-14	4.05E-15	1.28E-13	1.69E-09	1.69E-09	0.00E+00
8100	3.33E-25	0.00E+00	2.10E-13	1.75E-14	5.55E-13	1.69E-09	1.69E-09	0.00E+00
8200	3.33E-25	0.00E+00	2.10E-13	1.75E-14	5.55E-13	1.69E-09	1.69E-09	0.00E+00
8300	3.33E-25	0.00E+00	8.40E-13	7.00E-14	2.22E-12	1.69E-09	1.69E-09	0.00E+00
8400	3.33E-25	0.00E+00	3.12E-12	2.59E-13	8.21E-12	1.69E-09	1.70E-09	0.00E+00
8500	3.33E-25	0.00E+00	1.08E-11	8.92E-13	2.83E-11	1.69E-09	1.73E-09	0.00E+00
8600	3.33E-25	0.00E+00	3.48E-11	2.87E-12	9.67E-11	1.69E-09	1.82E-09	0.00E+00
8700	3.33E-25	0.00E+00	9.91E-11	8.64E-12	2.57E-10	1.69E-09	2.05E-09	0.00E+00
8800	3.33E-25	0.00E+00	9.91E-11	8.64E-12	2.57E-10	1.69E-09	2.05E-09	0.00E+00
8900	3.33E-25	0.00E+00	2.96E-10	2.44E-11	7.76E-10	1.69E-09	2.79E-09	0.00E+00
9000	3.33E-25	0.00E+00	7.99E-10	6.51E-11	2.07E-09	1.69E-09	4.62E-09	0.00E+00
9100	3.33E-25	0.00E+00	1.99E-09	1.70E-10	5.21E-09	1.69E-09	9.06E-09	0.00E+00
9200	3.33E-25	0.00E+00	4.74E-09	3.84E-10	1.24E-08	1.69E-09	1.92E-08	0.00E+00
9300	3.33E-25	0.00E+00	1.07E-08	8.45E-10	2.79E-08	1.69E-09	4.11E-08	0.00E+00
9400	3.33E-25	0.00E+00	1.07E-08	8.45E-10	2.79E-08	1.69E-09	4.11E-08	0.00E+00
9500	3.33E-25	0.00E+00	2.29E-08	1.87E-09	5.97E-08	1.69E-09	8.62E-08	0.00E+00
9600	3.33E-25	0.00E+00	4.65E-08	3.79E-09	1.21E-07	1.69E-09	1.73E-07	0.00E+00
9700	3.33E-25	0.00E+00	9.02E-08	7.36E-09	2.35E-07	1.69E-09	3.35E-07	0.00E+00
9800	3.33E-25	0.00E+00	1.67E-07	1.36E-08	4.36E-07	1.69E-09	6.18E-07	0.00E+00
9900	3.33E-25	0.00E+00	2.95E-07	2.40E-08	7.70E-07	1.69E-09	1.09E-06	0.00E+00
10000	3.33E-25	0.00E+00	5.00E-07	4.07E-08	1.30E-06	1.69E-09	1.85E-06	0.00E+00
Maximum	1.35E-02	5.41E-05	5.00E-07	4.07E-08	1.30E-06	1.07E-04	1.36E-02	0.00E+00

Total Risk at PGDP Fence Line
Sources to the Southwest Plume
HI over Time

Year	Vinyl									Total	
	TCE	1,2-DCE	1,1-DCE	Chloride	Copper	Cobalt	Np-237	Tc-99	U-234		U-238
4800	0.0	0.0	0.0	0.0	12.5	0.0	0.0	0.0	0.0	0.0	12.6
4900	0.0	0.0	0.0	0.0	12.5	0.0	0.0	0.0	0.0	0.0	12.6
5000	0.0	0.0	0.0	0.0	8.5	0.0	0.0	0.0	0.0	0.0	8.6
5100	0.0	0.0	0.0	0.0	8.5	0.1	0.0	0.0	0.0	0.0	8.6
5200	0.0	0.0	0.0	0.0	8.5	0.1	0.0	0.0	0.0	0.0	8.6
5300	0.0	0.0	0.0	0.0	5.0	0.1	0.0	0.0	0.0	0.0	5.1
5400	0.0	0.0	0.0	0.0	5.0	0.1	0.0	0.0	0.0	0.0	5.1
5500	0.0	0.0	0.0	0.0	2.6	0.1	0.0	0.0	0.0	0.0	2.7
5600	0.0	0.0	0.0	0.0	2.6	0.1	0.0	0.0	0.0	0.0	2.7
5700	0.0	0.0	0.0	0.0	1.1	0.1	0.0	0.0	0.0	0.0	1.3
5800	0.0	0.0	0.0	0.0	1.1	0.1	0.0	0.0	0.0	0.0	1.3
5900	0.0	0.0	0.0	0.0	1.1	0.1	0.0	0.0	0.0	0.0	1.3
6000	0.0	0.0	0.0	0.0	0.5	0.1	0.0	0.0	0.0	0.0	0.6
6100	0.0	0.0	0.0	0.0	0.5	0.2	0.0	0.0	0.0	0.0	0.6
6200	0.0	0.0	0.0	0.0	0.2	0.2	0.0	0.0	0.0	0.0	0.3
6300	0.0	0.0	0.0	0.0	0.2	0.2	0.0	0.0	0.0	0.0	0.3
6400	0.0	0.0	0.0	0.0	0.1	0.2	0.0	0.0	0.0	0.0	0.2
6500	0.0	0.0	0.0	0.0	0.1	0.2	0.0	0.0	0.0	0.0	0.2
6600	0.0	0.0	0.0	0.0	0.1	0.2	0.0	0.0	0.0	0.0	0.2
6700	0.0	0.0	0.0	0.0	0.0	0.2	0.0	0.0	0.0	0.0	0.2
6800	0.0	0.0	0.0	0.0	0.0	0.2	0.0	0.0	0.0	0.0	0.2
6900	0.0	0.0	0.0	0.0	0.0	0.2	0.0	0.0	0.0	0.0	0.2
7000	0.0	0.0	0.0	0.0	0.0	0.2	0.0	0.0	0.0	0.0	0.2
7100	0.0	0.0	0.0	0.0	0.0	0.2	0.0	0.0	0.0	0.0	0.2
7200	0.0	0.0	0.0	0.0	0.0	0.2	0.0	0.0	0.0	0.0	0.2
7300	0.0	0.0	0.0	0.0	0.0	0.2	0.0	0.0	0.0	0.0	0.2
7400	0.0	0.0	0.0	0.0	0.0	0.2	0.0	0.0	0.0	0.0	0.2
7500	0.0	0.0	0.0	0.0	0.0	0.2	0.0	0.0	0.0	0.0	0.2
7600	0.0	0.0	0.0	0.0	0.0	0.2	0.0	0.0	0.0	0.0	0.2
7700	0.0	0.0	0.0	0.0	0.0	0.2	0.0	0.0	0.0	0.0	0.2
7800	0.0	0.0	0.0	0.0	0.0	0.2	0.0	0.0	0.0	0.0	0.2
7900	0.0	0.0	0.0	0.0	0.0	0.2	0.0	0.0	0.0	0.0	0.2
8000	0.0	0.0	0.0	0.0	0.0	0.2	0.0	0.0	0.0	0.0	0.2
8100	0.0	0.0	0.0	0.0	0.0	0.2	0.0	0.0	0.0	0.0	0.2
8200	0.0	0.0	0.0	0.0	0.0	0.2	0.0	0.0	0.0	0.0	0.2
8300	0.0	0.0	0.0	0.0	0.0	0.2	0.0	0.0	0.0	0.0	0.2
8400	0.0	0.0	0.0	0.0	0.0	0.2	0.0	0.0	0.0	0.0	0.2
8500	0.0	0.0	0.0	0.0	0.0	0.2	0.0	0.0	0.0	0.0	0.2
8600	0.0	0.0	0.0	0.0	0.0	0.2	0.0	0.0	0.0	0.0	0.2
8700	0.0	0.0	0.0	0.0	0.0	0.2	0.0	0.0	0.0	0.0	0.2
8800	0.0	0.0	0.0	0.0	0.0	0.2	0.0	0.0	0.0	0.0	0.2
8900	0.0	0.0	0.0	0.0	0.0	0.2	0.0	0.0	0.0	0.0	0.2
9000	0.0	0.0	0.0	0.0	0.0	0.2	0.0	0.0	0.0	0.0	0.2
9100	0.0	0.0	0.0	0.0	0.0	0.2	0.0	0.0	0.0	0.0	0.2
9200	0.0	0.0	0.0	0.0	0.0	0.2	0.0	0.0	0.0	0.0	0.2
9300	0.0	0.0	0.0	0.0	0.0	0.2	0.0	0.0	0.0	0.0	0.2
9400	0.0	0.0	0.0	0.0	0.0	0.2	0.0	0.0	0.0	0.0	0.2
9500	0.0	0.0	0.0	0.0	0.0	0.2	0.0	0.0	0.0	0.0	0.2
9600	0.0	0.0	0.0	0.0	0.0	0.2	0.0	0.0	0.0	0.0	0.2
9700	0.0	0.0	0.0	0.0	0.0	0.2	0.0	0.0	0.0	0.0	0.2
9800	0.0	0.0	0.0	0.0	0.0	0.1	0.0	0.0	0.0	0.0	0.1
9900	0.0	0.0	0.0	0.0	0.0	0.1	0.0	0.0	0.0	0.0	0.1
10000	0.0	0.0	0.0	0.0	0.0	0.1	0.0	0.0	0.0	0.0	0.1
Maximum	1865.0	432.0	14.2	0.0	18.2	0.2	0.0	0.0	0.0	0.0	1865.0

ATTACHMENT 8
WELL-BY-WELL BHHRA RESULTS

Individual Well Results for Unfiltered Samples
Residential Use Excess Lifetime Cancer Risk - Risk Values

Area	HU	Location	Admin. East	Admin. North	TCE	1,1-DCE	As	Bis(2-ethylhexyl)phthalate	Np-237	Tc-99	Chloroform	Cs-137	Th-230	PCE	Carbon tet.
b	5	MW339	-6468.5	663.2	1.80E-02					1.82E-04					
b	5	MW340	-6165.4	665.5	7.56E-04					2.27E-05					
b	5	MW48	-6197.46	-1060.99											
b	5	MW50	-6322.26	-974.47	1.45E-06					1.05E-06		6.55E-07			
b	5	MW51	-6325.5	-883.14	1.45E-06					1.70E-06					
b	5	MW52	-6691.91	-67.56											
b	5	MW53	-6501.71	240.33								2.46E-07			
b	5	MW54	-6927.14	238.69	1.45E-06										
b	5	MW63	-7235.74	895.26	3.03E-06										
b	5	MW65	-7234.91	865.12	1.69E-06							3.27E-07			
b	5	MW66	-6872.62	978.57	4.52E-03					5.61E-05	9.22E-05			4.24E-04	8.21E-05
b	5	MW67	-6134.48	-755.36	1.60E-06										
b	5	MW84	-5975.23	-804.2	8.48E-07					5.38E-06					
b	5	MW86	-5945.24	-804.9	7.26E-07		2.38E-04			3.11E-07					
b	5	MW87	-5825.09	-804.98	7.26E-07										
b	5	MW89	-5795.14	-804.13	7.85E-07										
b	5	MW90	-5675.22	-803.46	7.28E-07		7.15E-05								
b	5	MW92	-5645	-805.26	7.26E-07										
b	5	MW93	-5994.81	-1028.57	9.67E-07					3.22E-07					
b	5	MW95	-5964.22	-1028.61	8.86E-07										
b	McN	MW247	-7445.6977	1360.1469	4.35E-04					4.57E-06					
c	2	MW164	-2034.2	-1415.6	4.35E-05					1.17E-06					
c	3	MW166	-3152.3	893.3	3.22E-06					3.10E-06	7.90E-05				
c	4	PZ107	-3681.93	-3571.32	4.35E-06					1.38E-06					
c	5	MW163	-2041	-1400.8	1.34E-04	8.59E-04				1.74E-06					
c	5	MW165	-3135.7	898.3	9.35E-07					1.22E-06	1.65E-05				
c	5	MW168	-4822.5	-924.8	2.15E-04					6.29E-05					
c	5	MW205	-4360.3	-364.1	1.88E-06					1.03E-06					
c	5	MW206	-2924.5	-1504.8	7.26E-07					1.25E-06					
c	5	MW255	-1510.2777	-2230.289	9.01E-04										
c	5	MW256	-1596.7664	-1896.4091	2.35E-04	2.83E-03				1.04E-06					
c	5	MW260	-1982.1832	-786.0092	5.82E-04					1.14E-06					
d	2	MW160	-6945.9	-971.9	4.80E-02		1.24E-04			5.39E-06					
d	2	MW162	-6886.2	-1666.8	6.54E-05					2.37E-06					
d	2	MW189	-6997.6	-2057.3						1.08E-06					
d	2	MW204	-5014.1	-2148.1	1.88E-04	1.07E-02				3.54E-05					
d	2	MW207	-4636	-2432	2.16E-06	8.31E-04									
d	2	MW209	-4769	-2600	1.74E-05										
d	2	MW212	-4171.88	-2041.46	1.45E-06					2.24E-06					
d	2	MW213	-4290.2	-2233.9	3.12E-06					1.07E-06					
d	2	MW214	-4565.38	-2602.06	7.26E-07					1.00E-06					
d	2	MW215	-3905.7	-2301.2	2.89E-04					1.11E-05					
d	2	MW216	-4452.2	-3235.2	8.98E-06										
d	2	MW218	-5090.38	-2626.16	2.03E-04					1.23E-06					
d	2	MW303	-7461.2255	-3559.8958			8.66E-05		1.84E-05						
d	2	MW304	-6118.8227	-2158.6852	2.18E-06										
d	2	MW312	-7017.8719	-3231.1895											
d	2	MW313	-7203.6974	-3158.7604											
d	2	MW315	-6633.3272	-2273.8716											
d	2	MW316	-7173.3255	-2645.9145						1.69E-06					
d	2	MW69	-4343.25	-2074.34	2.12E-05										
d	2	MW96	-4459.5	-2229.19			5.92E-04								
d	3	MW217	-5080.28	-2760.66	8.34E-06										
d	4	MW104	-6596.77	-3682.88											
d	4	MW71	-4372.93	-2074.16	3.84E-05							1.69E-05		4.42E-06	
d	5	MW103	-6252.14	-3500.84											
d	5	MW158	-6957	-991.2	2.03E-05										
d	5	MW159	-6937.1	-989.8	3.49E-05					1.56E-06					

Individual Well Results for Unfiltered Samples
Residential Use Excess Lifetime Cancer Risk - Risk Values

Area	HU	Location	Admin. East	Admin. North	TCE	1,1-DCE	As	Bis(2-ethylhexyl)phthalate	Np-237	Tc-99	Chloroform	Cs-137	Th-230	PCE	Carbon tet.
d	5	MW161	-6916.9	-1666.7	1.65E-02										
d	5	MW188	-7008.8	-2057.1	1.04E-05										
d	5	MW203	-5014.8	-2159.2	2.57E-05					1.28E-06					
d	5	MW227	-5769.88	-1240.6	2.71E-06		2.14E-04			1.13E-06					
d	5	MW325	-6100.3002	-2090.9069	9.36E-05										
d	5	MW326	-6185.001	-2430.1134	2.12E-05			3.21E-07		1.03E-06					
d	5	MW327	-7100.8724	-2559.8102	1.45E-06										
d	5	MW328	-7337.476	-1962.3084	2.58E-06										
d	5	MW329	-7347.443	-1419.371	1.08E-06										
d	5	MW330	-6636.3254	-2206.9108	7.26E-07			6.43E-07							
d	5	MW344	-7450.36	-3566.69			1.18E-04								
d	5	MW68	-4357.96	-2074.15	2.47E-05					4.65E-06		8.18E-08			
d	5	PZ117	-3758.83	-3081.57	7.04E-05					2.97E-06					
d	5	PZ118	-3698.83	-3283.86	4.86E-03					1.96E-06					
d	5	W108	-3698.9	-3132.86	1.08E-03					2.44E-06					
d	McN	PZ115	-3665.7	-3123.5	2.18E-06										
d	TG	MW314	-7116.6823	-3534.2633											
e	2	MW237	-5196.8058	7328.8451	1.28E-06		1.07E-04								
e	3	MW127	-5664.11	6161.23	1.64E-06										
e	5	HV004	-5330	7612						1.45E-05					
e	5	HV009	-5220	7506						2.79E-05					
e	5	MW123	-5661.33	6125.6	8.59E-07					1.38E-06					
e	5	MW125	-5662.81	6139.28	9.70E-07					1.53E-06					
e	5	MW134	-8335.0023	3568.93	5.10E-04					9.82E-06					
e	5	MW146	-5684.18	13549.15	1.21E-06		8.58E-05								
e	5	MW147	-5669.28	13548.69	2.03E-06										
e	5	MW152	-692.64	13136.67	1.11E-06					9.49E-06					
e	5	MW20	-6552.8	4889.55	2.35E-04					7.20E-06					
e	5	MW201	-4884	10167.4	1.28E-03					8.77E-06				1.55E-06	
e	5	MW202	-5688	7613.2	5.84E-05					2.45E-06				1.36E-06	
e	5	MW233	-5530.1489	7300.335	3.80E-04					1.25E-05					
e	5	MW234	-5188.172	7205.8238	4.89E-04					1.41E-05					
e	5	MW235	-4890.7399	7746.4151	2.79E-04					9.18E-06					
e	5	MW236	-5087.7913	7919.9943	6.15E-04					1.86E-05					
e	5	MW238	-5197.0581	7505.6366	7.75E-04					2.43E-05					
e	5	MW240	-5195.7829	7390.5997	8.71E-04					2.59E-05					
e	5	MW241	-5203.7909	7346.8579	8.94E-04					2.64E-05					
e	5	R113	-7192.8	4336.15	2.32E-04					7.07E-06					
e	5	R2	-7253.6912	4111.9924						5.46E-05					
e	5	TVA D-03	-4425	12235	2.18E-06					1.02E-06					
e	5	TVA D-14	-2790	12825	3.63E-06					1.09E-06					
e	5	TVA D-27	-725	13110						8.67E-06					
e	McN	MW121	-5677.65	6161.53	9.11E-07		3.49E-04								
e	McN	MW239	-5203.6499	7330.3964	7.91E-07										
e	McN	TVA D-25	-2040	13740			2.09E-04			1.92E-06					
f	2	MW128	1883.08	746.17	9.88E-07					1.31E-06					
f	4	MW193	515.8	3064.9	4.98E-05		2.17E-04								
f	5	MW124	1879.15	726.38	5.32E-04					1.14E-06					
f	5	MW126	1881.49	736.67	1.75E-04					5.47E-07					
f	5	MW144	-770.1	369.58	2.00E-04	2.58E-04				1.46E-06					1.37E-06
f	5	MW145	-768.84	383.32	3.26E-04	1.72E-04									4.10E-06
f	5	MW148	3289.83	5755.06	3.25E-05										
f	5	MW258	-745.654	-1643.2484	1.51E-03										
f	5	MW283	599.2737	903.2568	5.29E-04										
f	5	MW284	1589.9994	913.4824	1.09E-03										
f	5	MW288	1564.9368	679.0144	1.12E-03										
f	5	MW291	1699.8141	968.887	7.22E-04										
f	5	MW292	924.0336	33.1863	8.89E-04										

Individual Well Results for Unfiltered Samples
Residential Use Excess Lifetime Cancer Risk - Risk Values

Area	HU	Location	Admin. East	Admin. North	TCE	1,1-DCE	As	Bis(2-ethylhexyl)phthalate	Np-237	Tc-99	Chloroform	Cs-137	Th-230	PCE	Carbon tet.
f	5	MW293	1802.403	839.0142	1.26E-03										
f	5	MW294	1790.398	842.7724	1.36E-03										
f	5	MW352	-530.83	-1189.73	5.95E-04	2.15E-03		9.00E-06							
g	2	MW143	-12156.05	6513.64											
g	2	MW195	-10193.4	1861.1						1.30E-06					
g	5	MW106	-8438.9	990.93	7.26E-07		7.39E-05			5.88E-07					
g	5	MW141	-12173.02	6544.69					2.72E-06				7.60E-07		
g	5	MW142	-12162.53	6529.75											
g	5	MW194	-10177.5	1865.6	7.26E-07										
g	5	MW199	-10076.6	10090.1									8.54E-07		
g	5	R10	-13097	6895.25											
g	5	R12	-10536	6576.66											
g	5	R14	-10638	8353.58											
g	5	R19	-10272	6165.16											
g	5	R39	-11081	6400											
g	McN	MW140	-12179.19	6558.48			7.15E-05		2.47E-06						
h	5	MW100	4900	7200	1.45E-06										
h	5	MW150	4782.26	2215			8.94E-05								
h	5	MW191	2597.4	600.3						5.15E-07					
h	5	R254	4900	-1600											
h	5	R302	5200	2400											
h	5	R9	1986.83	-2251.3											
h	McN	MW120	-1489.08	-5880.16									9.90E-07		
h	TG	MW129	-1485.42	-5912.73									7.17E-07		
h	TG	MW130	-1483.89	-5924.02									8.87E-07		
h	TG	MW131	-1481.41	-5938.94									8.32E-07		
h	TG	MW151	4208.2	-613.57					2.80E-06				7.97E-07		
i	1	MW182	-3027.4	3107.2	3.78E-06		1.04E-03			3.55E-06					
i	2	MW16	-2899.11	3088.57	9.88E-07					9.35E-07				7.37E-07	
i	2	MW174	-5307.2	1021.2	9.14E-07										
i	2	PZ279	-3171.0518	5355.8065											
i	2	PZ281	-3160.8879	5999.9403											
i	3	MW138	-1734.38	9163.18						1.58E-06					
i	3	MW17	-2811.66	4149.22										1.64E-07	
i	3	MW18	-2354.58	4213.97			1.83E-04				1.32E-05				
i	3	MW180	-2494.2	4627	1.76E-05		9.39E-05			2.23E-06					
i	3	MW19	-2964.46	4470.12						7.53E-07				2.46E-07	
i	4	MW353	-3311.97	2599.3	5.80E-07					1.12E-05					
i	5	MW135	-1520.05	9137.28	1.21E-06					5.44E-06					
i	5	MW137	-1726.75	9150.86	1.13E-06					6.47E-06					
i	5	MW139	-576.59	6189.67	1.44E-06										
i	5	MW173	-5290	1020.3	9.95E-07					6.13E-06					
i	5	MW179	-2516.5	4627.9	2.79E-06					3.14E-06				3.54E-06	
i	5	MW181	-3042.8	3107.3	7.26E-07		1.23E-04			4.80E-06	5.01E-07				
i	5	MW197	-6162.5	2863.1	8.74E-06		1.29E-04			8.50E-06					
i	5	MW200	-4823.9	4443.3	9.61E-07					8.79E-06					
i	5	MW220	-2822.84	3279.19			3.51E-04			5.48E-07					
i	5	MW221	-2784.92	3863.68	3.23E-06						4.81E-07				
i	5	MW222	-2563.11	3659.61	2.83E-07					3.78E-07	4.81E-07			1.77E-06	
i	5	MW223	-2725.63	3719.99	7.26E-07										
i	5	MW224	-2467.33	3627.71	2.43E-06						3.82E-07				
i	5	MW225	-2634.42	3323.37						9.06E-07					
i	5	MW263	-2760.5953	4551.9705	6.16E-06					1.04E-06	4.15E-07				
i	5	MW264	-2239.6467	4639.9052	1.37E-06					9.26E-07	4.02E-07			1.36E-07	
i	5	MW265	-1888.7015	4409.7626	1.75E-06						3.23E-07				
i	5	MW266	-2259.7364	4639.9041	2.23E-06						3.23E-07			1.22E-07	
i	5	MW267	-2819.732	3264.7354						5.48E-07					
i	5	MW268	-3103.0242	6472.4806				2.03E-06		1.61E-06					

Individual Well Results for Unfiltered Samples
Residential Use Excess Lifetime Cancer Risk - Risk Values

Area	HU	Location	Admin. East	Admin. North	TCE	1,1-DCE	As	Bis(2-ethylhexyl)phthalate	Np-237	Tc-99	Chloroform	Cs-137	Th-230	PCE	Carbon tet.
i	5	MW269	-3112.9825	6472.6672	7.26E-07			1.61E-07		3.75E-06					
i	5	MW270	-2713.0965	6513.5114			7.51E-05			1.29E-06					
i	5	MW271	-2703.2775	6514.5772						1.38E-06					
i	5	MW272	-2253.8761	6598.4451			1.15E-04			2.12E-06					
i	5	MW273	-2244.5718	6598.115				1.75E-04		3.79E-06					
i	5	MW274	-2205.704	6169.957			3.25E-04	2.25E-07		8.09E-06					
i	5	MW275	-2195.9653	6170.9954				2.57E-07		8.95E-06					
i	5	MW276	-3107.1927	4470.7368	2.00E-05		8.97E-05			1.45E-06					
i	5	MW277	-3117.1112	4469.6034	2.27E-05										
i	5	MW353	-3311.97	2599.3	1.45E-07					2.57E-06					
i	5	MW38	-2946.04	3731.8601	2.45E-06					1.09E-06		1.64E-07			
i	5	MW39	-2947.0501	3947.77	7.26E-07							3.27E-07			
i	5	MW40	-2940.3	3961.19	7.26E-07							8.18E-08			
i	5	MW41	-2871.23	4087.52	1.56E-05										
i	5	MW42	-2391.85	4539.32	7.26E-07					1.82E-06	6.59E-06				
i	5	MW43	-1872	4199.93	1.52E-06						1.32E-05	3.27E-07			
i	5	MW44	-2259	3848.04	2.40E-05							4.91E-07			
i	5	MW98	-3281.31	7397.46	1.38E-06		2.01E-04			1.33E-06					
i	5	MW99	1842.46	6826.71	2.90E-06										
j	5	TVA D-08	-3980	14035			1.74E-04								
j	5	TVA D-13	-1060	16100			2.60E-04								
j	McN	TVA D-07	-3226	17314			2.44E-03								
k	EOC	MW307	-8785.3952	-6208.0493											
k	EOC	MW309	-9059.2821	-4925.2	7.26E-07										
k	TG	MW184	-7386.9	-3997.3			6.00E-04			4.35E-06					
k	TG	MW196	-4977.8	-7987.3	1.32E-06					6.24E-07					
k	TG	MW300	-7898.2689	-4203.5489	7.94E-05	1.59E-02	7.65E-05								
k	TG	MW301	-7582.7028	-4128.0632	1.39E-06										
k	TG	MW302	-8066.6439	-3714.1996											
k	TG	MW306	-8795.6706	-6517.7641											
k	TG	MW310	-9158.5394	-5074.467											
k	TG	MW311	-8963.3563	-5293.5772											
k	TG	MW318	-8589.4155	-3378.001		3.79E-02									

Individual Well Results for Unfiltered Samples
Residential Use Excess Lifetime Cancer Risk - Risk Values

Area	HU	Location	Admin. East	Admin. North	Am-241	U-238	Benzene	Vinyl chloride	Isophorone	Pu-239	Rn-222	Co-60	Ra-226	U-234	U-235	Be
a	2	011-008	-4030	-1721.15												
a	2	040-001	-4050.64	-1149.2												
a	2	203-001	-4405.44	-1150.5												
a	2	400-003	-4230.77	-1189.5												
a	2	400-016	-4189.98	-1745.17												
a	2	400-017	-4344.09	-1819.47												
a	2	400-025	-4050.69	-1482.59												
a	2	400-026	-4099.79	-1553.53												
a	2	400-027	-3963.87	-1798.28												
a	2	400-063	-4051.13	-1384.91												
a	2	MW157	-4025.7	-1688.6												
a	2	MW219	-4481.4	-1917.3												
a	4	MW156	-4025.7	-1703.7												
a	5	MW155	-4025	-1669.4												
a	5	MW175	-4379.1	-1428.3												
a	5	MW178	-4073.6	-1216.2												
a	5	MW341	-3938.343	-1061.1343												
a	5	MW342	-4404.5028	-1289.6997												
a	5	MW343	-4403.9677	-1083.6767												
b	2	MW154	-6225.48	-810.29	1.61E-06	2.49E-06										
b	2	MW170	-5557.6	-175.8												
b	2	MW172	-5977.9	-192.2												
b	2	MW186	-6581.3	952.6			2.25E-05	1.70E-01	1.21E-07	1.64E-06						
b	2	MW187	-6854.5	964.4				2.54E-03			5.85E-04					
b	2	MW190	-6951.6	237.9												
b	2	MW2	-5422	-688												
b	2	MW246	-7447.6953	1345.1263							8.58E-04					
b	2	MW47	-5871.99	-1070.29												
b	2	MW57	-6194.01	-810.89								4.90E-08	4.60E-06			
b	2	MW64	-7235.37	880.24						6.22E-06		5.87E-07				
b	2	MW85	-5960.21	-804.8												
b	2	MW88	-5809.9	-805.09												
b	2	MW91	-5660.38	-804.6												
b	2	MW94	-5979.52	-1028.64		5.59E-05								1.65E-05	1.11E-06	
b	2	PZ334	-6189.98	-1015.64		4.30E-05								6.46E-06	5.84E-07	
b	2	PZ336	-6137.17	-939.6		1.08E-05								2.93E-06		
b	2	PZ74	-6152.39	-826.91	2.89E-06					1.39E-06						
b	5	EW230	-7301.4916	1405.8063												
b	5	HV015	-7311	1407												
b	5	HV020	-7399	1362												
b	5	HV171	-7418.3	1167.67												
b	5	MW169	-5558	-191.4												
b	5	MW185	-6601.9	952.9												4.91E-04
b	5	MW22	-6219.97	1525.18									5.37E-06			
b	5	MW226	-5740.41	-1241.06												
b	5	MW242	-7083.2794	1678.9796												
b	5	MW243	-7382.0265	1681.4026									2.30E-05			
b	5	MW244	-7589.0791	1467.5042									1.15E-04			
b	5	MW245	-7397.5537	1119.219									3.07E-05			
b	5	MW248	-7376.716	1385.4221									5.67E-03			
b	5	MW249	-7432.4541	1357.752									9.20E-05			
b	5	MW250	-7431.7846	1396.3409									1.76E-04			
b	5	MW257	-5972.207	442.3827							1.63E-03					
b	5	MW261	-5979.2011	442.1934							9.29E-04					
b	5	MW262	-5378.4612	86.9847												
b	5	MW333	-6210	-1040	1.61E-06									1.11E-05		
b	5	MW337	-6263.0825	-849.6193	1.61E-06											
b	5	MW338	-6212.9523	-898.0215						1.06E-06						

Individual Well Results for Unfiltered Samples
Residential Use Excess Lifetime Cancer Risk - Risk Values

Area	HU	Location	Admin. East	Admin. North	Am-241	U-238	Benzene	Vinyl chloride	Isophorone	Pu-239	Rn-222	Co-60	Ra-226	U-234	U-235	Be
b	5	MW339	-6468.5	663.2	1.02E-06					1.06E-06						
b	5	MW340	-6165.4	665.5	3.48E-06											
b	5	MW48	-6197.46	-1060.99	7.65E-06							2.45E-07				
b	5	MW50	-6322.26	-974.47								2.94E-07				
b	5	MW51	-6325.5	-883.14								9.79E-08	6.90E-06			
b	5	MW52	-6691.91	-67.56									5.37E-06			
b	5	MW53	-6501.71	240.33								6.36E-07				
b	5	MW54	-6927.14	238.69	2.97E-05							1.13E-06	3.07E-05			
b	5	MW63	-7235.74	895.26												
b	5	MW65	-7234.91	865.12								1.47E-07				
b	5	MW66	-6872.62	978.57				3.83E-02			2.50E-04					
b	5	MW67	-6134.48	-755.36	6.80E-06							5.38E-07				
b	5	MW84	-5975.23	-804.2												
b	5	MW86	-5945.24	-804.9		8.06E-06								1.58E-06		
b	5	MW87	-5825.09	-804.98												
b	5	MW89	-5795.14	-804.13												
b	5	MW90	-5675.22	-803.46												
b	5	MW92	-5645	-805.26												
b	5	MW93	-5994.81	-1028.57		3.39E-04								2.30E-04	1.21E-05	
b	5	MW95	-5964.22	-1028.61		5.38E-06								1.77E-06		
b	McN	MW247	-7445.6977	1360.1469												
c	2	MW164	-2034.2	-1415.6												
c	3	MW166	-3152.3	893.3			2.89E-06									
c	4	PZ107	-3681.93	-3571.32												
c	5	MW163	-2041	-1400.8							4.93E-04					
c	5	MW165	-3135.7	898.3							4.10E-03					
c	5	MW168	-4822.5	-924.8												
c	5	MW205	-4360.3	-364.1												
c	5	MW206	-2924.5	-1504.8												
c	5	MW255	-1510.2777	-2230.289												
c	5	MW256	-1596.7664	-1896.4091												
c	5	MW260	-1982.1832	-786.0092							3.47E-03					
d	2	MW160	-6945.9	-971.9												
d	2	MW162	-6886.2	-1666.8												
d	2	MW189	-6997.6	-2057.3												
d	2	MW204	-5014.1	-2148.1												
d	2	MW207	-4636	-2432												
d	2	MW209	-4769	-2600												
d	2	MW212	-4171.88	-2041.46												
d	2	MW213	-4290.2	-2233.9												
d	2	MW214	-4565.38	-2602.06												
d	2	MW215	-3905.7	-2301.2												
d	2	MW216	-4452.2	-3235.2												
d	2	MW218	-5090.38	-2626.16												
d	2	MW303	-7461.2255	-3559.8958		6.73E-05								2.12E-05	1.49E-06	
d	2	MW304	-6118.8227	-2158.6852												
d	2	MW312	-7017.8719	-3231.1895												
d	2	MW313	-7203.6974	-3158.7604												
d	2	MW315	-6633.3272	-2273.8716		4.37E-06								2.85E-06		
d	2	MW316	-7173.3255	-2645.9145		2.33E-06								1.67E-06		
d	2	MW69	-4343.25	-2074.34												
d	2	MW96	-4459.5	-2229.19			1.44E-05									
d	3	MW217	-5080.28	-2760.66												
d	4	MW104	-6596.77	-3682.88							5.88E-04		9.33E-06			
d	4	MW71	-4372.93	-2074.16									7.67E-06			
d	5	MW103	-6252.14	-3500.84						6.88E-07			4.50E-06			
d	5	MW158	-6957	-991.2												
d	5	MW159	-6937.1	-989.8												

Individual Well Results for Unfiltered Samples
Residential Use Excess Lifetime Cancer Risk - Risk Values

Area	HU	Location	Admin. East	Admin. North	Am-241	U-238	Benzene	Vinyl chloride	Isophorone	Pu-239	Rn-222	Co-60	Ra-226	U-234	U-235	Be
d	5	MW161	-6916.9	-1666.7												
d	5	MW188	-7008.8	-2057.1												
d	5	MW203	-5014.8	-2159.2												
d	5	MW227	-5769.88	-1240.6		1.07E-05								3.33E-06		
d	5	MW325	-6100.3002	-2090.9069												
d	5	MW326	-6185.001	-2430.1134												
d	5	MW327	-7100.8724	-2559.8102												
d	5	MW328	-7337.476	-1962.3084							5.86E-03					
d	5	MW329	-7347.443	-1419.371							4.78E-03					
d	5	MW330	-6636.3254	-2206.9108												
d	5	MW344	-7450.36	-3566.69												
d	5	MW68	-4357.96	-2074.15	4.25E-06							9.79E-08	6.13E-06			
d	5	PZ117	-3758.83	-3081.57												
d	5	PZ118	-3698.83	-3283.86												
d	5	W108	-3698.9	-3132.86												
d	McN	PZ115	-3665.7	-3123.5												
d	TG	MW314	-7116.6823	-3534.2633												
e	2	MW237	-5196.8058	7328.8451												
e	3	MW127	-5664.11	6161.23												
e	5	HV004	-5330	7612												
e	5	HV009	-5220	7506												
e	5	MW123	-5661.33	6125.6												
e	5	MW125	-5662.81	6139.28												
e	5	MW134	-8335.0023	3568.93												
e	5	MW146	-5684.18	13549.15												
e	5	MW147	-5669.28	13548.69												
e	5	MW152	-692.64	13136.67												
e	5	MW20	-6552.8	4889.55							2.79E-04	3.92E-07				5.09E-04
e	5	MW201	-4884	10167.4												
e	5	MW202	-5688	7613.2							6.09E-04					
e	5	MW233	-5530.1489	7300.335												
e	5	MW234	-5188.172	7205.8238												
e	5	MW235	-4890.7399	7746.4151												
e	5	MW236	-5087.7913	7919.9943												
e	5	MW238	-5197.0581	7505.6366												
e	5	MW240	-5195.7829	7390.5997							3.28E-04					
e	5	MW241	-5203.7909	7346.8579												
e	5	R113	-7192.8	4336.15												
e	5	R2	-7253.6912	4111.9924							4.21E-04					
e	5	TVA D-03	-4425	12235												
e	5	TVA D-14	-2790	12825												5.73E-04
e	5	TVA D-27	-725	13110												4.77E-04
e	McN	MW121	-5677.65	6161.53												1.06E-03
e	McN	MW239	-5203.6499	7330.3964							2.07E-04					
e	McN	TVA D-25	-2040	13740												
f	2	MW128	1883.08	746.17												
f	4	MW193	515.8	3064.9												
f	5	MW124	1879.15	726.38							6.20E-04					
f	5	MW126	1881.49	736.67												
f	5	MW144	-770.1	369.58												
f	5	MW145	-768.84	383.32						1.64E-06						
f	5	MW148	3289.83	5755.06												
f	5	MW258	-745.654	-1643.2484												
f	5	MW283	599.2737	903.2568												
f	5	MW284	1589.9994	913.4824												
f	5	MW288	1564.9368	679.0144												
f	5	MW291	1699.8141	968.887												
f	5	MW292	924.0336	33.1863												

Individual Well Results for Unfiltered Samples
Residential Use Excess Lifetime Cancer Risk - Risk Values

Area	HU	Location	Admin. East	Admin. North	Am-241	U-238	Benzene	Vinyl chloride	Isophorone	Pu-239	Rn-222	Co-60	Ra-226	U-234	U-235	Be
f	5	MW293	1802.403	839.0142												
f	5	MW294	1790.398	842.7724												
f	5	MW352	-530.83	-1189.73												
g	2	MW143	-12156.05	6513.64						6.88E-07	4.45E-04		7.74E-06			
g	2	MW195	-10193.4	1861.1												
g	5	MW106	-8438.9	990.93												
g	5	MW141	-12173.02	6544.69									3.59E-06			
g	5	MW142	-12162.53	6529.75									3.85E-06			
g	5	MW194	-10177.5	1865.6												
g	5	MW199	-10076.6	10090.1									6.26E-06			
g	5	R10	-13097	6895.25							5.89E-04					
g	5	R12	-10536	6576.66							4.43E-04					
g	5	R14	-10638	8353.58							1.31E-03					
g	5	R19	-10272	6165.16							4.30E-04					
g	5	R39	-11081	6400							6.25E-04					
g	McN	MW140	-12179.19	6558.48						8.24E-07			6.98E-06			
h	5	MW100	4900	7200												
h	5	MW150	4782.26	2215							4.57E-04					
h	5	MW191	2597.4	600.3												
h	5	R254	4900	-1600							6.10E-04					
h	5	R302	5200	2400							5.20E-04					
h	5	R9	1986.83	-2251.3							7.72E-04					
h	McN	MW120	-1489.08	-5880.16							1.91E-04		6.66E-06			
h	TG	MW129	-1485.42	-5912.73												
h	TG	MW130	-1483.89	-5924.02									4.93E-06			
h	TG	MW131	-1481.41	-5938.94							9.58E-04		5.17E-06			
h	TG	MW151	4208.2	-613.57							1.46E-03					
i	1	MW182	-3027.4	3107.2			7.21E-06									
i	2	MW16	-2899.11	3088.57								4.90E-07				
i	2	MW174	-5307.2	1021.2												
i	2	PZ279	-3171.0518	5355.8065												
i	2	PZ281	-3160.8879	5999.9403												
i	3	MW138	-1734.38	9163.18												
i	3	MW17	-2811.66	4149.22								4.90E-07				
i	3	MW18	-2354.58	4213.97								6.85E-07				
i	3	MW180	-2494.2	4627												
i	3	MW19	-2964.46	4470.12								3.43E-07	5.37E-06			
i	4	MW353	-3311.97	2599.3												
i	5	MW135	-1520.05	9137.28							5.39E-04					
i	5	MW137	-1726.75	9150.86												
i	5	MW139	-576.59	6189.67												
i	5	MW173	-5290	1020.3							6.80E-04					
i	5	MW179	-2516.5	4627.9												
i	5	MW181	-3042.8	3107.3												2.06E-04
i	5	MW197	-6162.5	2863.1							5.05E-04					
i	5	MW200	-4823.9	4443.3												
i	5	MW220	-2822.84	3279.19			2.89E-06									
i	5	MW221	-2784.92	3863.68												
i	5	MW222	-2563.11	3659.61			4.04E-07									
i	5	MW223	-2725.63	3719.99				6.04E-05								
i	5	MW224	-2467.33	3627.71												
i	5	MW225	-2634.42	3323.37												
i	5	MW263	-2760.5953	4551.9705												
i	5	MW264	-2239.6467	4639.9052												
i	5	MW265	-1888.7015	4409.7626												
i	5	MW266	-2259.7364	4639.9041												
i	5	MW267	-2819.732	3264.7354												
i	5	MW268	-3103.0242	6472.4806												

Individual Well Results for Unfiltered Samples
Residential Use Excess Lifetime Cancer Risk - Risk Values

Area	HU	Location	Admin. East	Admin. North	Am-241	U-238	Benzene	Vinyl chloride	Isophorone	Pu-239	Rn-222	Co-60	Ra-226	U-234	U-235	Be
i	5	MW269	-3112.9825	6472.6672												
i	5	MW270	-2713.0965	6513.5114												
i	5	MW271	-2703.2775	6514.5772												
i	5	MW272	-2253.8761	6598.4451												
i	5	MW273	-2244.5718	6598.115												
i	5	MW274	-2205.704	6169.957												
i	5	MW275	-2195.9653	6170.9954												
i	5	MW276	-3107.1927	4470.7368												
i	5	MW277	-3117.1112	4469.6034												
i	5	MW353	-3311.97	2599.3												
i	5	MW38	-2946.04	3731.8601									4.60E-06			
i	5	MW39	-2947.0501	3947.77									4.60E-06			
i	5	MW40	-2940.3	3961.19								4.90E-08	6.90E-06			
i	5	MW41	-2871.23	4087.52	6.80E-06							3.43E-07				
i	5	MW42	-2391.85	4539.32								4.90E-08				
i	5	MW43	-1872	4199.93	6.80E-06							3.43E-07				
i	5	MW44	-2259	3848.04								5.87E-07				
i	5	MW98	-3281.31	7397.46												7.57E-04
i	5	MW99	1842.46	6826.71												
j	5	TVA D-08	-3980	14035												
j	5	TVA D-13	-1060	16100												
j	McN	TVA D-07	-3226	17314												
k	EOC	MW307	-8785.3952	-6208.0493												
k	EOC	MW309	-9059.2821	-4925.2							5.77E-04					
k	TG	MW184	-7386.9	-3997.3												
k	TG	MW196	-4977.8	-7987.3							7.20E-04		4.65E-06			
k	TG	MW300	-7898.2689	-4203.5489		1.40E-05		9.07E-04						9.31E-06	6.57E-07	2.60E-03
k	TG	MW301	-7582.7028	-4128.0632		7.87E-06								2.89E-06		
k	TG	MW302	-8066.6439	-3714.1996							5.89E-04					
k	TG	MW306	-8795.6706	-6517.7641		1.31E-05								9.71E-06	7.43E-07	
k	TG	MW310	-9158.5394	-5074.467												
k	TG	MW311	-8963.3563	-5293.5772							8.95E-04					
k	TG	MW318	-8589.4155	-3378.001												

Individual Well Results for Unfiltered Samples
Residential Use Excess Lifetime Cancer Risk - Risk Values

Area	HU	Location	Admin. East	Admin. North	1,2-DCA	1,1,2-TCA	U-235/236	Methylene chloride	Th-228	Dibromochloro methane	Bromodichloro methane	Chloromethane
a	2	011-008	-4030	-1721.15								
a	2	040-001	-4050.64	-1149.2								
a	2	203-001	-4405.44	-1150.5								
a	2	400-003	-4230.77	-1189.5								
a	2	400-016	-4189.98	-1745.17								
a	2	400-017	-4344.09	-1819.47								
a	2	400-025	-4050.69	-1482.59								
a	2	400-026	-4099.79	-1553.53								
a	2	400-027	-3963.87	-1798.28								
a	2	400-063	-4051.13	-1384.91								
a	2	MW157	-4025.7	-1688.6								
a	2	MW219	-4481.4	-1917.3								
a	4	MW156	-4025.7	-1703.7								
a	5	MW155	-4025	-1669.4								
a	5	MW175	-4379.1	-1428.3								
a	5	MW178	-4073.6	-1216.2								
a	5	MW341	-3938.343	-1061.1343								
a	5	MW342	-4404.5028	-1289.6997								
a	5	MW343	-4403.9677	-1083.6767								
b	2	MW154	-6225.48	-810.29								
b	2	MW170	-5557.6	-175.8								
b	2	MW172	-5977.9	-192.2								
b	2	MW186	-6581.3	952.6								
b	2	MW187	-6854.5	964.4								
b	2	MW190	-6951.6	237.9								
b	2	MW2	-5422	-688								
b	2	MW246	-7447.6953	1345.1263								
b	2	MW47	-5871.99	-1070.29								
b	2	MW57	-6194.01	-810.89								
b	2	MW64	-7235.37	880.24								
b	2	MW85	-5960.21	-804.8								
b	2	MW88	-5809.9	-805.09								
b	2	MW91	-5660.38	-804.6								
b	2	MW94	-5979.52	-1028.64								
b	2	PZ334	-6189.98	-1015.64								
b	2	PZ336	-6137.17	-939.6								
b	2	PZ74	-6152.39	-826.91								
b	5	EW230	-7301.4916	1405.8063								
b	5	HV015	-7311	1407								
b	5	HV020	-7399	1362								
b	5	HV171	-7418.3	1167.67								
b	5	MW169	-5558	-191.4								
b	5	MW185	-6601.9	952.9	9.91E-06	1.13E-05						
b	5	MW22	-6219.97	1525.18								
b	5	MW226	-5740.41	-1241.06								
b	5	MW242	-7083.2794	1678.9796								
b	5	MW243	-7382.0265	1681.4026								
b	5	MW244	-7589.0791	1467.5042								
b	5	MW245	-7397.5537	1119.219								
b	5	MW248	-7376.716	1385.4221								
b	5	MW249	-7432.4541	1357.752								
b	5	MW250	-7431.7846	1396.3409								
b	5	MW257	-5972.207	442.3827								
b	5	MW261	-5979.2011	442.1934								
b	5	MW262	-5378.4612	86.9847								
b	5	MW333	-6210	-1040			4.26E-07					
b	5	MW337	-6263.0825	-849.6193								
b	5	MW338	-6212.9523	-898.0215								

Individual Well Results for Unfiltered Samples
Residential Use Excess Lifetime Cancer Risk - Risk Values

Area	HU	Location	Admin. East	Admin. North	1,2-DCA	1,1,2-TCA	U-235/236	Methylene chloride	Th-228	Dibromochloro methane	Bromodichloro methane	Chloromethane
b	5	MW339	-6468.5	663.2								
b	5	MW340	-6165.4	665.5								
b	5	MW48	-6197.46	-1060.99								
b	5	MW50	-6322.26	-974.47								
b	5	MW51	-6325.5	-883.14								
b	5	MW52	-6691.91	-67.56								
b	5	MW53	-6501.71	240.33								
b	5	MW54	-6927.14	238.69								
b	5	MW63	-7235.74	895.26								
b	5	MW65	-7234.91	865.12								
b	5	MW66	-6872.62	978.57								
b	5	MW67	-6134.48	-755.36								
b	5	MW84	-5975.23	-804.2								
b	5	MW86	-5945.24	-804.9								
b	5	MW87	-5825.09	-804.98								
b	5	MW89	-5795.14	-804.13								
b	5	MW90	-5675.22	-803.46				1.37E-06				
b	5	MW92	-5645	-805.26								
b	5	MW93	-5994.81	-1028.57								
b	5	MW95	-5964.22	-1028.61								
b	McN	MW247	-7445.6977	1360.1469								
c	2	MW164	-2034.2	-1415.6								
c	3	MW166	-3152.3	893.3								
c	4	PZ107	-3681.93	-3571.32								
c	5	MW163	-2041	-1400.8								
c	5	MW165	-3135.7	898.3								
c	5	MW168	-4822.5	-924.8								
c	5	MW205	-4360.3	-364.1								
c	5	MW206	-2924.5	-1504.8								
c	5	MW255	-1510.2777	-2230.289								
c	5	MW256	-1596.7664	-1896.4091								
c	5	MW260	-1982.1832	-786.0092								
d	2	MW160	-6945.9	-971.9								
d	2	MW162	-6886.2	-1666.8								
d	2	MW189	-6997.6	-2057.3								
d	2	MW204	-5014.1	-2148.1								
d	2	MW207	-4636	-2432	1.80E-05							
d	2	MW209	-4769	-2600								
d	2	MW212	-4171.88	-2041.46								
d	2	MW213	-4290.2	-2233.9								
d	2	MW214	-4565.38	-2602.06								
d	2	MW215	-3905.7	-2301.2								
d	2	MW216	-4452.2	-3235.2								
d	2	MW218	-5090.38	-2626.16								
d	2	MW303	-7461.2255	-3559.8958				2.47E-06	2.03E-06			
d	2	MW304	-6118.8227	-2158.6852				4.95E-06				
d	2	MW312	-7017.8719	-3231.1895				1.37E-06				
d	2	MW313	-7203.6974	-3158.7604				1.37E-06				
d	2	MW315	-6633.3272	-2273.8716				1.37E-06				
d	2	MW316	-7173.3255	-2645.9145				1.37E-06	3.83E-06			
d	2	MW69	-4343.25	-2074.34								
d	2	MW96	-4459.5	-2229.19								
d	3	MW217	-5080.28	-2760.66								
d	4	MW104	-6596.77	-3682.88								
d	4	MW71	-4372.93	-2074.16								
d	5	MW103	-6252.14	-3500.84								
d	5	MW158	-6957	-991.2								
d	5	MW159	-6937.1	-989.8								

Individual Well Results for Unfiltered Samples
Residential Use Excess Lifetime Cancer Risk - Risk Values

Area	HU	Location	Admin. East	Admin. North	1,2-DCA	1,1,2-TCA	U-235/236	Methylene chloride	Th-228	Dibromochloro methane	Bromodichloro methane	Chloromethane
d	5	MW161	-6916.9	-1666.7								
d	5	MW188	-7008.8	-2057.1								
d	5	MW203	-5014.8	-2159.2								
d	5	MW227	-5769.88	-1240.6				1.10E-06				
d	5	MW325	-6100.3002	-2090.9069				4.12E-06				
d	5	MW326	-6185.001	-2430.1134				1.37E-06				
d	5	MW327	-7100.8724	-2559.8102				2.47E-06				
d	5	MW328	-7337.476	-1962.3084				3.57E-05				
d	5	MW329	-7347.443	-1419.371				1.54E-05				
d	5	MW330	-6636.3254	-2206.9108				1.37E-06				
d	5	MW344	-7450.36	-3566.69								
d	5	MW68	-4357.96	-2074.15								
d	5	PZ117	-3758.83	-3081.57								
d	5	PZ118	-3698.83	-3283.86								
d	5	W108	-3698.9	-3132.86								
d	McN	PZ115	-3665.7	-3123.5								
d	TG	MW314	-7116.6823	-3534.2633				1.37E-06				
e	2	MW237	-5196.8058	7328.8451								
e	3	MW127	-5664.11	6161.23								
e	5	HV004	-5330	7612								
e	5	HV009	-5220	7506								
e	5	MW123	-5661.33	6125.6								
e	5	MW125	-5662.81	6139.28								
e	5	MW134	-8335.0023	3568.93								
e	5	MW146	-5684.18	13549.15								
e	5	MW147	-5669.28	13548.69								
e	5	MW152	-692.64	13136.67								
e	5	MW20	-6552.8	4889.55								
e	5	MW201	-4884	10167.4								
e	5	MW202	-5688	7613.2								
e	5	MW233	-5530.1489	7300.335								
e	5	MW234	-5188.172	7205.8238								
e	5	MW235	-4890.7399	7746.4151								
e	5	MW236	-5087.7913	7919.9943								
e	5	MW238	-5197.0581	7505.6366								
e	5	MW240	-5195.7829	7390.5997								
e	5	MW241	-5203.7909	7346.8579								
e	5	R113	-7192.8	4336.15								
e	5	R2	-7253.6912	4111.9924								
e	5	TVA D-03	-4425	12235								
e	5	TVA D-14	-2790	12825								
e	5	TVA D-27	-725	13110								
e	McN	MW121	-5677.65	6161.53								
e	McN	MW239	-5203.6499	7330.3964								
e	McN	TVA D-25	-2040	13740								
f	2	MW128	1883.08	746.17								
f	4	MW193	515.8	3064.9								
f	5	MW124	1879.15	726.38								
f	5	MW126	1881.49	736.67								
f	5	MW144	-770.1	369.58								
f	5	MW145	-768.84	383.32								
f	5	MW148	3289.83	5755.06								
f	5	MW258	-745.654	-1643.2484								
f	5	MW283	599.2737	903.2568								
f	5	MW284	1589.9994	913.4824								
f	5	MW288	1564.9368	679.0144								
f	5	MW291	1699.8141	968.887								
f	5	MW292	924.0336	33.1863								

Individual Well Results for Unfiltered Samples
Residential Use Excess Lifetime Cancer Risk - Risk Values

Area	HU	Location	Admin. East	Admin. North	1,2-DCA	1,1,2-TCA	U-235/236	Methylene chloride	Th-228	Dibromochloro methane	Bromodichloro methane	Chloromethane
f	5	MW293	1802.403	839.0142								
f	5	MW294	1790.398	842.7724								
f	5	MW352	-530.83	-1189.73								
g	2	MW143	-12156.05	6513.64								
g	2	MW195	-10193.4	1861.1								
g	5	MW106	-8438.9	990.93								
g	5	MW141	-12173.02	6544.69								
g	5	MW142	-12162.53	6529.75								
g	5	MW194	-10177.5	1865.6								
g	5	MW199	-10076.6	10090.1								
g	5	R10	-13097	6895.25								
g	5	R12	-10536	6576.66								
g	5	R14	-10638	8353.58								
g	5	R19	-10272	6165.16								
g	5	R39	-11081	6400								
g	McN	MW140	-12179.19	6558.48								
h	5	MW100	4900	7200								
h	5	MW150	4782.26	2215								
h	5	MW191	2597.4	600.3								
h	5	R254	4900	-1600								
h	5	R302	5200	2400								
h	5	R9	1986.83	-2251.3								
h	McN	MW120	-1489.08	-5880.16								
h	TG	MW129	-1485.42	-5912.73								
h	TG	MW130	-1483.89	-5924.02								
h	TG	MW131	-1481.41	-5938.94								
h	TG	MW151	4208.2	-613.57								
i	1	MW182	-3027.4	3107.2								
i	2	MW16	-2899.11	3088.57				9.54E-07				
i	2	MW174	-5307.2	1021.2								
i	2	PZ279	-3171.0518	5355.8065								
i	2	PZ281	-3160.8879	5999.9403						3.22E-06	1.07E-05	
i	3	MW138	-1734.38	9163.18								
i	3	MW17	-2811.66	4149.22				8.24E-07				
i	3	MW18	-2354.58	4213.97				9.76E-07				
i	3	MW180	-2494.2	4627								
i	3	MW19	-2964.46	4470.12				2.15E-06				
i	4	MW353	-3311.97	2599.3								
i	5	MW135	-1520.05	9137.28								
i	5	MW137	-1726.75	9150.86								
i	5	MW139	-576.59	6189.67								
i	5	MW173	-5290	1020.3								
i	5	MW179	-2516.5	4627.9								7.52E-07
i	5	MW181	-3042.8	3107.3								1.35E-07
i	5	MW197	-6162.5	2863.1								
i	5	MW200	-4823.9	4443.3								
i	5	MW220	-2822.84	3279.19				9.95E-07				
i	5	MW221	-2784.92	3863.68				9.99E-07				
i	5	MW222	-2563.11	3659.61				1.01E-06				
i	5	MW223	-2725.63	3719.99				1.00E-06				1.50E-06
i	5	MW224	-2467.33	3627.71				1.13E-06				
i	5	MW225	-2634.42	3323.37				9.43E-07				
i	5	MW263	-2760.5953	4551.9705								
i	5	MW264	-2239.6467	4639.9052								
i	5	MW265	-1888.7015	4409.7626								
i	5	MW266	-2259.7364	4639.9041								
i	5	MW267	-2819.732	3264.7354								
i	5	MW268	-3103.0242	6472.4806								

Individual Well Results for Unfiltered Samples
Residential Use Excess Lifetime Cancer Risk - Risk Values

Area	HU	Location	Admin. East	Admin. North	1,2-DCA	1,1,2-TCA	U-235/236	Methylene chloride	Th-228	Dibromochloro methane	Bromodichloro methane	Chloromethane
i	5	MW269	-3112.9825	6472.6672								
i	5	MW270	-2713.0965	6513.5114								
i	5	MW271	-2703.2775	6514.5772								
i	5	MW272	-2253.8761	6598.4451								
i	5	MW273	-2244.5718	6598.115								
i	5	MW274	-2205.704	6169.957								
i	5	MW275	-2195.9653	6170.9954								
i	5	MW276	-3107.1927	4470.7368								
i	5	MW277	-3117.1112	4469.6034								
i	5	MW353	-3311.97	2599.3								
i	5	MW38	-2946.04	3731.8601				2.38E-06				
i	5	MW39	-2947.0501	3947.77				1.10E-06				
i	5	MW40	-2940.3	3961.19				1.10E-06				
i	5	MW41	-2871.23	4087.52				1.00E-06				
i	5	MW42	-2391.85	4539.32				9.54E-07				
i	5	MW43	-1872	4199.93				9.43E-07				
i	5	MW44	-2259	3848.04				9.54E-07				7.52E-07
i	5	MW98	-3281.31	7397.46								
i	5	MW99	1842.46	6826.71								
j	5	TVA D-08	-3980	14035								
j	5	TVA D-13	-1060	16100								
j	McN	TVA D-07	-3226	17314								
k	EOC	MW307	-8785.3952	-6208.0493				1.51E-06				
k	EOC	MW309	-9059.2821	-4925.2				1.37E-06				
k	TG	MW184	-7386.9	-3997.3								
k	TG	MW196	-4977.8	-7987.3								
k	TG	MW300	-7898.2689	-4203.5489				1.37E-06	4.67E-06			
k	TG	MW301	-7582.7028	-4128.0632				2.47E-06				
k	TG	MW302	-8066.6439	-3714.1996				2.75E-06				
k	TG	MW306	-8795.6706	-6517.7641				2.75E-06				
k	TG	MW310	-9158.5394	-5074.467				2.75E-07				
k	TG	MW311	-8963.3563	-5293.5772				3.02E-06				
k	TG	MW318	-8589.4155	-3378.001								

Individual Well Results for Unfiltered Samples
Residential Use Excess Lifetime Cancer Risk - Risk Values

Area	HU	Location	Admin. East	Admin. North	1,4-Dichlorobenzene	PCB	PCB-1254	Chrysene	Carbazole	Acrylonitrile	Organic	Inorganic	Radionuclides	Total
b	5	MW339	-6468.5	663.2							1.80E-02		1.80E-04	1.80E-02
b	5	MW340	-6165.4	665.5							7.60E-04		2.60E-05	7.80E-04
b	5	MW48	-6197.46	-1060.99									7.90E-06	7.90E-06
b	5	MW50	-6322.26	-974.47							1.50E-06		2.00E-06	3.50E-06
b	5	MW51	-6325.5	-883.14							1.50E-06		8.70E-06	1.00E-05
b	5	MW52	-6691.91	-67.56									5.40E-06	5.40E-06
b	5	MW53	-6501.71	240.33									8.80E-07	8.80E-07
b	5	MW54	-6927.14	238.69							1.50E-06		6.20E-05	6.30E-05
b	5	MW63	-7235.74	895.26							3.00E-06			3.00E-06
b	5	MW65	-7234.91	865.12							1.70E-06		4.70E-07	2.20E-06
b	5	MW66	-6872.62	978.57							4.30E-02		3.10E-04	4.30E-02
b	5	MW67	-6134.48	-755.36							1.60E-06		7.30E-06	8.90E-06
b	5	MW84	-5975.23	-804.2							8.50E-07		5.40E-06	6.20E-06
b	5	MW86	-5945.24	-804.9							7.30E-07	2.40E-04	9.90E-06	2.50E-04
b	5	MW87	-5825.09	-804.98							7.30E-07			7.30E-07
b	5	MW89	-5795.14	-804.13							7.80E-07			7.80E-07
b	5	MW90	-5675.22	-803.46							2.10E-06	7.10E-05		7.40E-05
b	5	MW92	-5645	-805.26							7.30E-07			7.30E-07
b	5	MW93	-5994.81	-1028.57							9.70E-07		5.80E-04	5.80E-04
b	5	MW95	-5964.22	-1028.61							8.90E-07		7.20E-06	8.00E-06
b	McN	MW247	-7445.6977	1360.1469							4.40E-04		4.60E-06	4.40E-04
c	2	MW164	-2034.2	-1415.6							4.40E-05		1.20E-06	4.50E-05
c	3	MW166	-3152.3	893.3							8.50E-05		3.10E-06	8.80E-05
c	4	PZ107	-3681.93	-3571.32							4.40E-06		1.40E-06	5.70E-06
c	5	MW163	-2041	-1400.8							9.90E-04		5.00E-04	1.50E-03
c	5	MW165	-3135.7	898.3							1.70E-05		4.10E-03	4.10E-03
c	5	MW168	-4822.5	-924.8							2.20E-04		6.30E-05	2.80E-04
c	5	MW205	-4360.3	-364.1							1.90E-06		1.00E-06	2.90E-06
c	5	MW206	-2924.5	-1504.8							7.30E-07		1.20E-06	2.00E-06
c	5	MW255	-1510.2777	-2230.289							9.00E-04			9.00E-04
c	5	MW256	-1596.7664	-1896.4091							3.10E-03		1.00E-06	3.10E-03
c	5	MW260	-1982.1832	-786.0092							5.80E-04		3.50E-03	4.10E-03
d	2	MW160	-6945.9	-971.9							4.80E-02	1.20E-04	5.40E-06	4.80E-02
d	2	MW162	-6886.2	-1666.8							6.50E-05		2.40E-06	6.80E-05
d	2	MW189	-6997.6	-2057.3									1.10E-06	1.10E-06
d	2	MW204	-5014.1	-2148.1							1.10E-02		3.50E-05	1.10E-02
d	2	MW207	-4636	-2432							8.50E-04			8.50E-04
d	2	MW209	-4769	-2600							1.70E-05			1.70E-05
d	2	MW212	-4171.88	-2041.46							1.50E-06		2.20E-06	3.70E-06
d	2	MW213	-4290.2	-2233.9							3.10E-06		1.10E-06	4.20E-06
d	2	MW214	-4565.38	-2602.06							7.30E-07		1.00E-06	1.70E-06
d	2	MW215	-3905.7	-2301.2							2.90E-04		1.10E-05	3.00E-04
d	2	MW216	-4452.2	-3235.2							9.00E-06			9.00E-06
d	2	MW218	-5090.38	-2626.16							2.00E-04		1.20E-06	2.00E-04
d	2	MW303	-7461.2255	-3559.8958							2.50E-06	8.70E-05	1.10E-04	2.00E-04
d	2	MW304	-6118.8227	-2158.6852							7.10E-06			7.10E-06
d	2	MW312	-7017.8719	-3231.1895							1.40E-06			1.40E-06
d	2	MW313	-7203.6974	-3158.7604							1.40E-06			1.40E-06
d	2	MW315	-6633.3272	-2273.8716							1.40E-06		7.20E-06	8.60E-06
d	2	MW316	-7173.3255	-2645.9145							1.40E-06		9.50E-06	1.10E-05
d	2	MW69	-4343.25	-2074.34							2.10E-05			2.10E-05
d	2	MW96	-4459.5	-2229.19							1.40E-05	5.90E-04		6.10E-04
d	3	MW217	-5080.28	-2760.66							8.30E-06			8.30E-06
d	4	MW104	-6596.77	-3682.88									6.00E-04	6.00E-04
d	4	MW71	-4372.93	-2074.16							4.30E-05		2.50E-05	6.70E-05
d	5	MW103	-6252.14	-3500.84									5.20E-06	5.20E-06
d	5	MW158	-6957	-991.2							2.00E-05			2.00E-05
d	5	MW159	-6937.1	-989.8							3.50E-05		1.60E-06	3.60E-05

Individual Well Results for Unfiltered Samples
Residential Use Excess Lifetime Cancer Risk - Risk Values

Area	HU	Location	Admin. East	Admin. North	1,4-Dichlorobenzene	PCB	PCB-1254	Chrysene	Carbazole	Acrylonitrile	Organic	Inorganic	Radionuclides	Total
d	5	MW161	-6916.9	-1666.7							1.70E-02			1.70E-02
d	5	MW188	-7008.8	-2057.1							1.00E-05			1.00E-05
d	5	MW203	-5014.8	-2159.2							2.60E-05		1.30E-06	2.70E-05
d	5	MW227	-5769.88	-1240.6							3.80E-06	2.10E-04	1.50E-05	2.30E-04
d	5	MW325	-6100.3002	-2090.9069							9.80E-05			9.80E-05
d	5	MW326	-6185.001	-2430.1134							2.30E-05		1.00E-06	2.40E-05
d	5	MW327	-7100.8724	-2559.8102							3.90E-06			3.90E-06
d	5	MW328	-7337.476	-1962.3084							3.80E-05		5.90E-03	5.90E-03
d	5	MW329	-7347.443	-1419.371							1.60E-05		4.80E-03	4.80E-03
d	5	MW330	-6636.3254	-2206.9108							2.70E-06			2.70E-06
d	5	MW344	-7450.36	-3566.69								1.20E-04		1.20E-04
d	5	MW68	-4357.96	-2074.15							2.50E-05		1.50E-05	4.00E-05
d	5	PZ117	-3758.83	-3081.57							7.00E-05		3.00E-06	7.30E-05
d	5	PZ118	-3698.83	-3283.86							4.90E-03		2.00E-06	4.90E-03
d	5	W108	-3698.9	-3132.86							1.10E-03		2.40E-06	1.10E-03
d	McN	PZ115	-3665.7	-3123.5							2.20E-06			2.20E-06
d	TG	MW314	-7116.6823	-3534.2633							1.40E-06			1.40E-06
e	2	MW237	-5196.8058	7328.8451							1.30E-06	1.10E-04		1.10E-04
e	3	MW127	-5664.11	6161.23							1.60E-06			1.60E-06
e	5	HV004	-5330	7612									1.50E-05	1.50E-05
e	5	HV009	-5220	7506									2.80E-05	2.80E-05
e	5	MW123	-5661.33	6125.6							8.60E-07		1.40E-06	2.20E-06
e	5	MW125	-5662.81	6139.28							9.70E-07		1.50E-06	2.50E-06
e	5	MW134	-8335.0023	3568.93							5.10E-04		9.80E-06	5.20E-04
e	5	MW146	-5684.18	13549.15							1.20E-06	8.60E-05		8.70E-05
e	5	MW147	-5669.28	13548.69							2.00E-06			2.00E-06
e	5	MW152	-692.64	13136.67							1.10E-06		9.50E-06	1.10E-06
e	5	MW20	-6552.8	4889.55							2.30E-04	5.10E-04	2.90E-04	1.00E-03
e	5	MW201	-4884	10167.4							1.30E-03		1.00E-05	1.30E-03
e	5	MW202	-5688	7613.2							5.80E-05		6.10E-04	6.70E-04
e	5	MW233	-5530.1489	7300.335							3.80E-04		1.20E-05	3.90E-04
e	5	MW234	-5188.172	7205.8238							4.90E-04		1.40E-05	5.00E-04
e	5	MW235	-4890.7399	7746.4151							2.80E-04		9.20E-06	2.90E-04
e	5	MW236	-5087.7913	7919.9943							6.10E-04		1.90E-05	6.30E-04
e	5	MW238	-5197.0581	7505.6366							7.80E-04		2.40E-05	8.00E-04
e	5	MW240	-5195.7829	7390.5997							8.70E-04		3.50E-04	1.20E-03
e	5	MW241	-5203.7909	7346.8579							8.90E-04		2.60E-05	9.20E-04
e	5	R113	-7192.8	4336.15							2.30E-04		7.10E-06	2.40E-04
e	5	R2	-7253.6912	4111.9924									4.80E-04	4.80E-04
e	5	TVA D-03	-4425	12235							2.20E-06		1.00E-06	3.20E-06
e	5	TVA D-14	-2790	12825							3.60E-06	5.70E-04	1.10E-06	5.80E-04
e	5	TVA D-27	-725	13110								4.80E-04	8.70E-06	4.90E-04
e	McN	MW121	-5677.65	6161.53							9.10E-07	1.40E-03		1.40E-03
e	McN	MW239	-5203.6499	7330.3964							7.90E-07		2.10E-04	2.10E-04
e	McN	TVA D-25	-2040	13740								2.10E-04	1.90E-06	2.10E-04
f	2	MW128	1883.08	746.17							9.90E-07		1.30E-06	2.30E-06
f	4	MW193	515.8	3064.9							5.00E-05	2.20E-04		2.70E-04
f	5	MW124	1879.15	726.38							5.30E-04		6.20E-04	1.20E-03
f	5	MW126	1881.49	736.67							1.80E-04		5.50E-07	1.80E-04
f	5	MW144	-770.1	369.58							4.60E-04		1.50E-06	4.60E-04
f	5	MW145	-768.84	383.32							5.00E-04		1.60E-06	5.00E-04
f	5	MW148	3289.83	5755.06							3.20E-05			3.20E-05
f	5	MW258	-745.654	-1643.2484							1.50E-03			1.50E-03
f	5	MW283	599.2737	903.2568							5.30E-04			5.30E-04
f	5	MW284	1589.9994	913.4824							1.10E-03			1.10E-03
f	5	MW288	1564.9368	679.0144							1.10E-03			1.10E-03
f	5	MW291	1699.8141	968.887							7.20E-04			7.20E-04
f	5	MW292	924.0336	33.1863							8.90E-04			8.90E-04

Individual Well Results for Unfiltered Samples
Residential Use Excess Lifetime Cancer Risk - Risk Values

Area	HU	Location	Admin. East	Admin. North	1,4-Dichlorobenzene	PCB	PCB-1254	Chrysene	Carbazole	Acrylonitrile	Organic	Inorganic	Radionuclides	Total
f	5	MW293	1802.403	839.0142							1.30E-03			1.30E-03
f	5	MW294	1790.398	842.7724							1.40E-03			1.40E-03
f	5	MW352	-530.83	-1189.73							2.80E-03			2.80E-03
g	2	MW143	-12156.05	6513.64									4.50E-04	4.50E-04
g	2	MW195	-10193.4	1861.1									1.30E-06	1.30E-06
g	5	MW106	-8438.9	990.93							7.30E-07	7.40E-05	5.90E-07	7.50E-05
g	5	MW141	-12173.02	6544.69									7.10E-06	7.10E-06
g	5	MW142	-12162.53	6529.75									3.90E-06	3.90E-06
g	5	MW194	-10177.5	1865.6							7.30E-07			7.30E-07
g	5	MW199	-10076.6	10090.1									7.10E-06	7.10E-06
g	5	R10	-13097	6895.25									5.90E-04	5.90E-04
g	5	R12	-10536	6576.66									4.40E-04	4.40E-04
g	5	R14	-10638	8353.58									1.30E-03	1.30E-03
g	5	R19	-10272	6165.16									4.30E-04	4.30E-04
g	5	R39	-11081	6400									6.30E-04	6.30E-04
g	McN	MW140	-12179.19	6558.48								7.10E-05	1.00E-05	8.20E-05
h	5	MW100	4900	7200							1.50E-06			1.50E-06
h	5	MW150	4782.26	2215								8.90E-05	4.60E-04	5.50E-04
h	5	MW191	2597.4	600.3									5.20E-07	5.20E-07
h	5	R254	4900	-1600									6.10E-04	6.10E-04
h	5	R302	5200	2400									5.20E-04	5.20E-04
h	5	R9	1986.83	-2251.3									7.70E-04	7.70E-04
h	McN	MW120	-1489.08	-5880.16									2.00E-04	2.00E-04
h	TG	MW129	-1485.42	-5912.73									7.20E-07	7.20E-07
h	TG	MW130	-1483.89	-5924.02									5.80E-06	5.80E-06
h	TG	MW131	-1481.41	-5938.94									9.60E-04	9.60E-04
h	TG	MW151	4208.2	-613.57									1.50E-03	1.50E-03
i	1	MW182	-3027.4	3107.2							1.10E-05	1.00E-03	3.50E-06	1.10E-03
i	2	MW16	-2899.11	3088.57							1.90E-06		2.20E-06	4.10E-06
i	2	MW174	-5307.2	1021.2							9.10E-07			9.10E-07
i	2	PZ279	-3171.0518	5355.8065							3.30E-05			3.30E-05
i	2	PZ281	-3160.8879	5999.9403							1.70E-04			1.70E-04
i	3	MW138	-1734.38	9163.18									1.60E-06	1.60E-06
i	3	MW17	-2811.66	4149.22							8.20E-07		6.50E-07	1.50E-06
i	3	MW18	-2354.58	4213.97							1.40E-05	1.80E-04	6.90E-07	2.00E-04
i	3	MW180	-2494.2	4627							1.80E-05	9.40E-05	2.20E-06	1.10E-04
i	3	MW19	-2964.46	4470.12							2.20E-06		6.70E-06	8.90E-06
i	4	MW353	-3311.97	2599.3							5.80E-07		1.10E-05	1.20E-05
i	5	MW135	-1520.05	9137.28							1.20E-06		5.40E-04	5.50E-04
i	5	MW137	-1726.75	9150.86							1.10E-06		6.50E-06	7.60E-06
i	5	MW139	-576.59	6189.67							1.40E-06			1.40E-06
i	5	MW173	-5290	1020.3							9.90E-07		6.90E-04	6.90E-04
i	5	MW179	-2516.5	4627.9							7.10E-06		3.10E-06	1.00E-05
i	5	MW181	-3042.8	3107.3							1.40E-06	3.30E-04	4.80E-06	3.40E-04
i	5	MW197	-6162.5	2863.1							8.70E-06	1.30E-04	5.10E-04	6.50E-04
i	5	MW200	-4823.9	4443.3							9.60E-07		8.80E-06	9.80E-06
i	5	MW220	-2822.84	3279.19							3.90E-06	3.50E-04	5.50E-07	3.60E-04
i	5	MW221	-2784.92	3863.68							4.70E-06			4.70E-06
i	5	MW222	-2563.11	3659.61							3.90E-06		3.80E-07	4.30E-06
i	5	MW223	-2725.63	3719.99							6.40E-05			6.40E-05
i	5	MW224	-2467.33	3627.71	3.15E-08						4.00E-06			4.00E-06
i	5	MW225	-2634.42	3323.37		1.26E-06					2.20E-06		9.10E-07	3.10E-06
i	5	MW263	-2760.5953	4551.9705							6.60E-06		1.00E-06	7.60E-06
i	5	MW264	-2239.6467	4639.9052							1.90E-06		9.30E-07	2.80E-06
i	5	MW265	-1888.7015	4409.7626							2.10E-06			2.10E-06
i	5	MW266	-2259.7364	4639.9041							2.70E-06			2.70E-06
i	5	MW267	-2819.732	3264.7354									5.50E-07	5.50E-07
i	5	MW268	-3103.0242	6472.4806							2.00E-06		1.60E-06	3.60E-06

Individual Well Results for Unfiltered Samples
Residential Use Excess Lifetime Cancer Risk - Risk Values

Area	HU	Location	Admin. East	Admin. North	1,4-Dichlorobenzene	PCB	PCB-1254	Chrysene	Carbazole	Acrylonitrile	Organic	Inorganic	Radionuclides	Total
i	5	MW269	-3112.9825	6472.6672			1.13E-05				1.20E-05		3.80E-06	1.60E-05
i	5	MW270	-2713.0965	6513.5114								7.50E-05	1.30E-06	7.60E-05
i	5	MW271	-2703.2775	6514.5772									1.40E-06	1.40E-06
i	5	MW272	-2253.8761	6598.4451								1.20E-04	2.10E-06	1.20E-04
i	5	MW273	-2244.5718	6598.115								1.80E-04	3.80E-06	1.80E-04
i	5	MW274	-2205.704	6169.957							2.20E-07	3.20E-04	8.10E-06	3.30E-04
i	5	MW275	-2195.9653	6170.9954							2.60E-07		8.90E-06	9.20E-06
i	5	MW276	-3107.1927	4470.7368							2.00E-05	9.00E-05	1.40E-06	1.10E-04
i	5	MW277	-3117.1112	4469.6034				4.53E-07			2.30E-05			2.30E-05
i	5	MW353	-3311.97	2599.3					5.56E-06		5.70E-06		2.60E-06	8.30E-06
i	5	MW38	-2946.04	3731.8601							4.80E-06		5.80E-06	1.10E-05
i	5	MW39	-2947.0501	3947.77						2.94E-04	3.00E-04		4.90E-06	3.00E-04
i	5	MW40	-2940.3	3961.19							1.80E-06		7.00E-06	8.90E-06
i	5	MW41	-2871.23	4087.52							1.70E-05		7.10E-06	2.40E-05
i	5	MW42	-2391.85	4539.32							8.30E-06		1.90E-06	1.00E-05
i	5	MW43	-1872	4199.93							1.60E-05		7.50E-06	2.30E-05
i	5	MW44	-2259	3848.04							2.60E-05		1.10E-06	2.70E-05
i	5	MW98	-3281.31	7397.46							1.40E-06	9.60E-04	1.30E-06	9.60E-04
i	5	MW99	1842.46	6826.71							2.90E-06			2.90E-06
j	5	TVA D-08	-3980	14035								1.70E-04		1.70E-04
j	5	TVA D-13	-1060	16100								2.60E-04		2.60E-04
j	McN	TVA D-07	-3226	17314								2.40E-03		2.40E-03
k	EOC	MW307	-8785.3952	-6208.0493							1.50E-06			1.50E-06
k	EOC	MW309	-9059.2821	-4925.2							2.10E-06		5.80E-04	5.80E-04
k	TG	MW184	-7386.9	-3997.3								6.00E-04	4.40E-06	6.00E-04
k	TG	MW196	-4977.8	-7987.3							1.30E-06		7.30E-04	7.30E-04
k	TG	MW300	-7898.2689	-4203.5489							1.70E-02	2.70E-03	2.90E-05	1.90E-02
k	TG	MW301	-7582.7028	-4128.0632							3.90E-06		1.10E-05	1.50E-05
k	TG	MW302	-8066.6439	-3714.1996							2.70E-06		5.90E-04	5.90E-04
k	TG	MW306	-8795.6706	-6517.7641							2.70E-06		2.40E-05	2.60E-05
k	TG	MW310	-9158.5394	-5074.467							2.70E-07			2.70E-07
k	TG	MW311	-8963.3563	-5293.5772							3.00E-06		8.90E-04	9.00E-04
k	TG	MW318	-8589.4155	-3378.001							3.80E-02			3.80E-02

Individual Well Results for Unfiltered Samples
Residential Use Excess Lifetime Cancer Risk - Exposure Point Concentrations

Area	HU	Location	Admin. East	Admin. North	TCE	1,1-DCE	As	Bis(2-ethylhexyl)-phthalate	Np-237	Tc-99	Chloroform	Cs-137	Th-230	PCE	Carbon tet.
a	2	011-008	-4030	-1721.15	1.07E+02										
a	2	040-001	-4050.64	-1149.2	2.30E-03										
a	2	203-001	-4405.44	-1150.5	2.20E-02	1.60E-03									
a	2	400-003	-4230.77	-1189.5	1.12E+00										
a	2	400-016	-4189.98	-1745.17	3.30E+01										
a	2	400-017	-4344.09	-1819.47	2.30E-01										
a	2	400-025	-4050.69	-1482.59	2.40E-03										
a	2	400-026	-4099.79	-1553.53	2.48E+00										
a	2	400-027	-3963.87	-1798.28	6.10E-02										
a	2	400-063	-4051.13	-1384.91	7.40E-02										
a	2	MW157	-4025.7	-1688.6	5.22E+02		2.82E-03	1.00E-03	9.00E-01	6.38E+01					
a	2	MW219	-4481.4	-1917.3	3.18E-02					9.27E+01	1.30E-02				
a	4	MW156	-4025.7	-1703.7	3.04E+02				1.44E+01	1.01E+02		1.11E+01	1.10E+00		
a	5	MW155	-4025	-1669.4	1.87E+00	2.40E-02			3.69E+00	3.40E+02	2.00E-03	1.29E+01		2.30E-01	
a	5	MW175	-4379.1	-1428.3	1.38E+01		1.96E-02			4.65E+02					1.20E-01
a	5	MW178	-4073.6	-1216.2	7.03E+00				2.33E+00	8.88E+02		1.01E+00			
a	5	MW341	-3938.343	-1061.1343	1.20E+00					2.16E+02					1.60E-01
a	5	MW342	-4404.5028	-1289.6997	1.80E+01					2.38E+03					
a	5	MW343	-4403.9677	-1083.6767	6.50E+01					1.67E+04					
b	2	MW154	-6225.48	-810.29	6.28E-01					5.75E+02					
b	2	MW170	-5557.6	-175.8						8.50E+01					
b	2	MW172	-5977.9	-192.2	2.68E-03					2.36E+01					
b	2	MW186	-6581.3	952.6	6.44E-01	2.90E-03	1.00E-01			5.54E+01					
b	2	MW187	-6854.5	964.4	4.35E-01	2.20E-03	1.15E-02			1.25E+01					
b	2	MW190	-6951.6	237.9	1.64E-03										
b	2	MW2	-5422	-688	3.10E+03										
b	2	MW246	-7447.6953	1345.1263	1.74E-03					1.00E+01					
b	2	MW47	-5871.99	-1070.29	2.90E-02					1.88E+02					
b	2	MW57	-6194.01	-810.89	2.00E-03					2.90E+02					
b	2	MW64	-7235.37	880.24	5.45E-02										
b	2	MW85	-5960.21	-804.8	1.83E-03		1.98E-02			3.53E+02					
b	2	MW88	-5809.9	-805.09	8.59E-01		6.79E-03			5.33E+02					
b	2	MW91	-5660.38	-804.6	3.36E-02		2.54E-03			3.71E+01					
b	2	MW94	-5979.52	-1028.64	5.16E-02		2.50E-03			5.68E+02					
b	2	PZ334	-6189.98	-1015.64											
b	2	PZ336	-6137.17	-939.6											
b	2	PZ74	-6152.39	-826.91	1.30E-02					1.70E+02					
b	5	EW230	-7301.4916	1405.8063	2.10E+01										
b	5	HV015	-7311	1407						1.60E+03					
b	5	HV020	-7399	1362						6.99E+02					
b	5	HV171	-7418.3	1167.67						1.42E+01					
b	5	MW169	-5558	-191.4	1.44E-03					6.22E+01					
b	5	MW185	-6601.9	952.9	2.52E+00	1.30E-03	3.03E-02			6.89E+02	3.10E-03		4.70E+00	1.90E-03	1.60E-02
b	5	MW22	-6219.97	1525.18	6.70E-02					7.50E+01					
b	5	MW226	-5740.41	-1241.06	1.60E-02					4.44E+01					
b	5	MW242	-7083.2794	1678.9796	4.78E-01					1.67E+02					
b	5	MW243	-7382.0265	1681.4026	9.21E+00					2.24E+03					
b	5	MW244	-7589.0791	1467.5042	2.31E+00					3.38E+02					
b	5	MW245	-7397.5537	1119.219	3.19E-02					2.33E+01					
b	5	MW248	-7376.716	1385.4221	1.21E+01					2.51E+03					
b	5	MW249	-7432.4541	1357.752	1.80E+00					9.75E+01					
b	5	MW250	-7431.7846	1396.3409	1.04E+01					1.45E+03					
b	5	MW257	-5972.207	442.3827	7.22E+00		5.79E-03			1.46E+03					
b	5	MW261	-5979.2011	442.1934	2.21E+01		2.50E-03			3.48E+03					
b	5	MW262	-5378.4612	86.9847	1.27E+01					2.90E+03					

Individual Well Results for Unfiltered Samples
Residential Use Excess Lifetime Cancer Risk - Exposure Point Concentrations

Area	HU	Location	Admin. East	Admin. North	TCE	1,1-DCE	As	Bis(2-ethylhexyl)-phthalate	Np-237	Tc-99	Chloroform	Cs-137	Th-230	PCE	Carbon tet.
b	5	MW333	-6210	-1040	1.38E-02										
b	5	MW337	-6263.0825	-849.6193	5.05E-02					5.24E+01					
b	5	MW338	-6212.9523	-898.0215	1.41E-03										
b	5	MW339	-6468.5	663.2	2.50E+01					5.02E+03					
b	5	MW340	-6165.4	665.5	1.04E+00					6.27E+02					
b	5	MW48	-6197.46	-1060.99											
b	5	MW50	-6322.26	-974.47	2.00E-03					2.90E+01		8.00E-01			
b	5	MW51	-6325.5	-883.14	2.00E-03					4.70E+01					
b	5	MW52	-6691.91	-67.56											
b	5	MW53	-6501.71	240.33								3.00E-01			
b	5	MW54	-6927.14	238.69	2.00E-03										
b	5	MW63	-7235.74	895.26	4.18E-03										
b	5	MW65	-7234.91	865.12	2.32E-03							4.00E-01			
b	5	MW66	-6872.62	978.57	6.23E+00					1.55E+03	1.40E-02			2.40E-01	1.20E-02
b	5	MW67	-6134.48	-755.36	2.20E-03										
b	5	MW84	-5975.23	-804.2	1.17E-03					1.48E+02					
b	5	MW86	-5945.24	-804.9	1.00E-03		8.31E-03			8.58E+00					
b	5	MW87	-5825.09	-804.98	1.00E-03										
b	5	MW89	-5795.14	-804.13	1.08E-03										
b	5	MW90	-5675.22	-803.46	1.00E-03		2.50E-03								
b	5	MW92	-5645	-805.26	1.00E-03										
b	5	MW93	-5994.81	-1028.57	1.33E-03					8.87E+00					
b	5	MW95	-5964.22	-1028.61	1.22E-03										
b	McN	MW247	-7445.6977	1360.1469	6.00E-01					1.26E+02					
c	2	MW164	-2034.2	-1415.6	6.00E-02					3.22E+01					
c	3	MW166	-3152.3	893.3	4.43E-03					8.55E+01	1.20E-02				
c	4	PZ107	-3681.93	-3571.32	6.00E-03					3.80E+01					
c	5	MW163	-2041	-1400.8	1.84E-01	8.00E-03				4.81E+01					
c	5	MW165	-3135.7	898.3	1.29E-03					3.36E+01	2.50E-03				
c	5	MW168	-4822.5	-924.8	2.97E-01					1.74E+03					
c	5	MW205	-4360.3	-364.1	2.59E-03					2.85E+01					
c	5	MW206	-2924.5	-1504.8	1.00E-03					3.45E+01					
c	5	MW255	-1510.2777	-2230.289	1.24E+00										
c	5	MW256	-1596.7664	-1896.4091	3.24E-01	2.64E-02				2.86E+01					
c	5	MW260	-1982.1832	-786.0092	8.03E-01					3.15E+01					
d	2	MW160	-6945.9	-971.9	6.77E+01		4.33E-03			1.49E+02					
d	2	MW162	-6886.2	-1666.8	9.01E-02					6.53E+01					
d	2	MW189	-6997.6	-2057.3						2.98E+01					
d	2	MW204	-5014.1	-2148.1	2.60E-01	1.00E-01				9.76E+02					
d	2	MW207	-4636	-2432	2.97E-03	7.74E-03									
d	2	MW209	-4769	-2600	2.40E-02										
d	2	MW212	-4171.88	-2041.46	2.00E-03					6.19E+01					
d	2	MW213	-4290.2	-2233.9	4.30E-03					2.95E+01					
d	2	MW214	-4565.38	-2602.06	1.00E-03					2.77E+01					
d	2	MW215	-3905.7	-2301.2	3.98E-01					3.05E+02					
d	2	MW216	-4452.2	-3235.2	1.24E-02										
d	2	MW218	-5090.38	-2626.16	2.80E-01					3.40E+01					
d	2	MW303	-7461.2255	-3559.8958			3.03E-03		2.37E+00						
d	2	MW304	-6118.8227	-2158.6852	3.00E-03										
d	2	MW312	-7017.8719	-3231.1895											
d	2	MW313	-7203.6974	-3158.7604											
d	2	MW315	-6633.3272	-2273.8716											
d	2	MW316	-7173.3255	-2645.9145						4.67E+01					
d	2	MW69	-4343.25	-2074.34	2.92E-02										
d	2	MW96	-4459.5	-2229.19			2.07E-02								

Individual Well Results for Unfiltered Samples
Residential Use Excess Lifetime Cancer Risk - Exposure Point Concentrations

Area	HU	Location	Admin. East	Admin. North	TCE	1,1-DCE	As	Bis(2-ethylhexyl)-phthalate	Np-237	Tc-99	Chloroform	Cs-137	Th-230	PCE	Carbon tet.
d	3	MW217	-5080.28	-2760.66	1.15E-02										
d	4	MW104	-6596.77	-3682.88											
d	4	MW71	-4372.93	-2074.16	5.29E-02							2.07E+01		2.50E-03	
d	5	MW103	-6252.14	-3500.84											
d	5	MW158	-6957	-991.2	2.80E-02										
d	5	MW159	-6937.1	-989.8	4.81E-02					4.30E+01					
d	5	MW161	-6916.9	-1666.7	2.30E+01										
d	5	MW188	-7008.8	-2057.1	1.43E-02										
d	5	MW203	-5014.8	-2159.2	3.55E-02					3.54E+01					
d	5	MW227	-5769.88	-1240.6	3.73E-03		7.50E-03			3.12E+01					
d	5	MW325	-6100.3002	-2090.9069	1.29E-01										
d	5	MW326	-6185.001	-2430.1134	2.92E-02			1.00E-03		2.84E+01					
d	5	MW327	-7100.8724	-2559.8102	2.00E-03										
d	5	MW328	-7337.476	-1962.3084	3.55E-03										
d	5	MW329	-7347.443	-1419.371	1.48E-03										
d	5	MW330	-6636.3254	-2206.9108	1.00E-03			2.00E-03							
d	5	MW344	-7450.36	-3566.69			4.14E-03								
d	5	MW68	-4357.96	-2074.15	3.40E-02					1.28E+02		1.00E-01			
d	5	PZ117	-3758.83	-3081.57	9.70E-02					8.20E+01					
d	5	PZ118	-3698.83	-3283.86	6.70E+00					5.40E+01					
d	5	W108	-3698.9	-3132.86	1.48E+00					6.73E+01					
d	McN	PZ115	-3665.7	-3123.5	3.00E-03										
d	TG	MW314	-7116.6823	-3534.2633											
e	2	MW237	-5196.8058	7328.8451	1.76E-03		3.76E-03								
e	3	MW127	-5664.11	6161.23	2.26E-03										
e	5	HV004	-5330	7612						4.01E+02					
e	5	HV009	-5220	7506						7.70E+02					
e	5	MW123	-5661.33	6125.6	1.18E-03					3.82E+01					
e	5	MW125	-5662.81	6139.28	1.34E-03					4.22E+01					
e	5	MW134	-8335.0023	3568.93	7.03E-01					2.71E+02					
e	5	MW146	-5684.18	13549.15	1.67E-03		3.00E-03								
e	5	MW147	-5669.28	13548.69	2.80E-03										
e	5	MW152	-692.64	13136.67	1.54E-03					2.62E+02					
e	5	MW20	-6552.8	4889.55	3.24E-01					1.99E+02					
e	5	MW201	-4884	10167.4	1.77E+00					2.42E+02			1.60E+00		
e	5	MW202	-5688	7613.2	8.04E-02					6.77E+01			1.40E+00		
e	5	MW233	-5530.1489	7300.335	5.24E-01					3.44E+02					
e	5	MW234	-5188.172	7205.8238	6.74E-01					3.88E+02					
e	5	MW235	-4890.7399	7746.4151	3.85E-01					2.53E+02					
e	5	MW236	-5087.7913	7919.9943	8.47E-01					5.12E+02					
e	5	MW238	-5197.0581	7505.6366	1.07E+00					6.71E+02					
e	5	MW240	-5195.7829	7390.5997	1.20E+00					7.15E+02					
e	5	MW241	-5203.7909	7346.8579	1.23E+00					7.29E+02					
e	5	R113	-7192.8	4336.15	3.20E-01					1.95E+02					
e	5	R2	-7253.6912	4111.9924						1.51E+03					
e	5	TVA D-03	-4425	12235	3.00E-03					2.80E+01					
e	5	TVA D-14	-2790	12825	5.00E-03					3.00E+01					
e	5	TVA D-27	-725	13110						2.39E+02					
e	McN	MW121	-5677.65	6161.53	1.26E-03		1.22E-02								
e	McN	MW239	-5203.6499	7330.3964	1.09E-03										
e	McN	TVA D-25	-2040	13740			7.30E-03			5.30E+01					
f	2	MW128	1883.08	746.17	1.36E-03					3.62E+01					
f	4	MW193	515.8	3064.9	6.86E-02		7.60E-03								
f	5	MW124	1879.15	726.38	7.33E-01					3.14E+01					
f	5	MW126	1881.49	736.67	2.41E-01					1.51E+01					

Individual Well Results for Unfiltered Samples
Residential Use Excess Lifetime Cancer Risk - Exposure Point Concentrations

Area	HU	Location	Admin. East	Admin. North	TCE	1,1-DCE	As	Bis(2-ethylhexyl)-phthalate	Np-237	Tc-99	Chloroform	Cs-137	Th-230	PCE	Carbon tet.
f	5	MW144	-770.1	369.58	2.76E-01	2.40E-03				4.03E+01					2.00E-04
f	5	MW145	-768.84	383.32	4.49E-01	1.60E-03									6.00E-04
f	5	MW148	3289.83	5755.06	4.48E-02										
f	5	MW258	-745.654	-1643.2484	2.08E+00										
f	5	MW283	599.2737	903.2568	7.29E-01										
f	5	MW284	1589.9994	913.4824	1.50E+00										
f	5	MW288	1564.9368	679.0144	1.55E+00										
f	5	MW291	1699.8141	968.887	9.95E-01										
f	5	MW292	924.0336	33.1863	1.23E+00										
f	5	MW293	1802.403	839.0142	1.74E+00										
f	5	MW294	1790.398	842.7724	1.88E+00										
f	5	MW352	-530.83	-1189.73	8.20E-01	2.00E-02		2.80E-02							
g	2	MW143	-12156.05	6513.64											
g	2	MW195	-10193.4	1861.1						3.59E+01					
g	5	MW106	-8438.9	990.93	1.00E-03		2.58E-03			1.62E+01					
g	5	MW141	-12173.02	6544.69					3.50E-01				7.82E-01		
g	5	MW142	-12162.53	6529.75											
g	5	MW194	-10177.5	1865.6	1.00E-03										
g	5	MW199	-10076.6	10090.1									8.79E-01		
g	5	R10	-13097	6895.25											
g	5	R12	-10536	6576.66											
g	5	R14	-10638	8353.58											
g	5	R19	-10272	6165.16											
g	5	R39	-11081	6400											
g	McN	MW140	-12179.19	6558.48			2.50E-03		3.18E-01						
h	5	MW100	4900	7200	2.01E-03										
h	5	MW150	4782.26	2215			3.13E-03								
h	5	MW191	2597.4	600.3						1.42E+01					
h	5	R254	4900	-1600											
h	5	R302	5200	2400											
h	5	R9	1986.83	-2251.3											
h	McN	MW120	-1489.08	-5880.16									1.02E+00		
h	TG	MW129	-1485.42	-5912.73									7.38E-01		
h	TG	MW130	-1483.89	-5924.02									9.13E-01		
h	TG	MW131	-1481.41	-5938.94									8.56E-01		
h	TG	MW151	4208.2	-613.57					3.60E-01				8.20E-01		
i	1	MW182	-3027.4	3107.2	5.21E-03		3.62E-02			9.78E+01					
i	2	MW16	-2899.11	3088.57	1.36E-03					2.58E+01		9.00E-01			
i	2	MW174	-5307.2	1021.2	1.26E-03										
i	2	PZ279	-3171.0518	5355.8065							5.00E-03				
i	2	PZ281	-3160.8879	5999.9403							2.40E-02				
i	3	MW138	-1734.38	9163.18						4.35E+01					
i	3	MW17	-2811.66	4149.22								2.00E-01			
i	3	MW18	-2354.58	4213.97			6.41E-03				2.00E-03				
i	3	MW180	-2494.2	4627	2.42E-02		3.28E-03			6.14E+01					
i	3	MW19	-2964.46	4470.12						2.08E+01		3.00E-01			
i	4	MW353	-3311.97	2599.3	8.00E-04					3.10E+02					
i	5	MW135	-1520.05	9137.28	1.66E-03					1.50E+02					
i	5	MW137	-1726.75	9150.86	1.56E-03					1.79E+02					
i	5	MW139	-576.59	6189.67	1.99E-03										
i	5	MW173	-5290	1020.3	1.37E-03					1.69E+02					
i	5	MW179	-2516.5	4627.9	3.84E-03					8.67E+01				2.00E-03	
i	5	MW181	-3042.8	3107.3	1.00E-03		4.30E-03			1.32E+02	7.60E-05				
i	5	MW197	-6162.5	2863.1	1.20E-02		4.51E-03			2.34E+02					
i	5	MW200	-4823.9	4443.3	1.33E-03					2.42E+02					

Individual Well Results for Unfiltered Samples
Residential Use Excess Lifetime Cancer Risk - Exposure Point Concentrations

Area	HU	Location	Admin. East	Admin. North	TCE	1,1-DCE	As	Bis(2-ethylhexyl)-phthalate	Np-237	Tc-99	Chloroform	Cs-137	Th-230	PCE	Carbon tet.
i	5	MW220	-2822.84	3279.19			1.23E-02			1.51E+01					
i	5	MW221	-2784.92	3863.68	4.46E-03						7.30E-05				
i	5	MW222	-2563.11	3659.61	3.90E-04					1.04E+01	7.30E-05			1.00E-03	
i	5	MW223	-2725.63	3719.99	1.00E-03										
i	5	MW224	-2467.33	3627.71	3.34E-03						5.80E-05				
i	5	MW225	-2634.42	3323.37						2.50E+01					
i	5	MW263	-2760.5953	4551.9705	8.48E-03					2.87E+01	6.30E-05				
i	5	MW264	-2239.6467	4639.9052	1.88E-03					2.55E+01	6.10E-05			7.70E-05	
i	5	MW265	-1888.7015	4409.7626	2.42E-03						4.90E-05				
i	5	MW266	-2259.7364	4639.9041	3.07E-03						4.90E-05			6.90E-05	
i	5	MW267	-2819.732	3264.7354						1.51E+01					
i	5	MW268	-3103.0242	6472.4806				6.33E-03		4.43E+01					
i	5	MW269	-3112.9825	6472.6672	1.00E-03			5.00E-04		1.03E+02					
i	5	MW270	-2713.0965	6513.5114			2.63E-03			3.55E+01					
i	5	MW271	-2703.2775	6514.5772						3.80E+01					
i	5	MW272	-2253.8761	6598.4451			4.03E-03			5.85E+01					
i	5	MW273	-2244.5718	6598.115			6.13E-03			1.05E+02					
i	5	MW274	-2205.704	6169.957			1.14E-02	7.00E-04		2.23E+02					
i	5	MW275	-2195.9653	6170.9954				8.00E-04		2.47E+02					
i	5	MW276	-3107.1927	4470.7368	2.75E-02		3.14E-03			3.99E+01					
i	5	MW277	-3117.1112	4469.6034	3.12E-02										
i	5	MW353	-3311.97	2599.3	2.00E-04					7.10E+01					
i	5	MW38	-2946.04	3731.8601	3.38E-03					2.99E+01		2.00E-01			
i	5	MW39	-2947.0501	3947.77	1.00E-03							4.00E-01			
i	5	MW40	-2940.3	3961.19	1.00E-03							1.00E-01			
i	5	MW41	-2871.23	4087.52	2.15E-02										
i	5	MW42	-2391.85	4539.32	1.00E-03					5.01E+01	1.00E-03				
i	5	MW43	-1872	4199.93	2.10E-03						2.00E-03	4.00E-01			
i	5	MW44	-2259	3848.04	3.31E-02							6.00E-01			
i	5	MW98	-3281.31	7397.46	1.90E-03		7.02E-03			3.66E+01					
i	5	MW99	1842.46	6826.71	3.99E-03										
j	5	TVA D-08	-3980	14035			6.10E-03								
j	5	TVA D-13	-1060	16100			9.10E-03								
j	McN	TVA D-07	-3226	17314			8.54E-02								
k	EOC	MW307	-8785.3952	-6208.0493											
k	EOC	MW309	-9059.2821	-4925.2	1.00E-03										
k	TG	MW184	-7386.9	-3997.3			2.10E-02			1.20E+02					
k	TG	MW196	-4977.8	-7987.3	1.82E-03					1.72E+01					
k	TG	MW300	-7898.2689	-4203.5489	1.09E-01	1.49E-01	2.68E-03								
k	TG	MW301	-7582.7028	-4128.0632	1.91E-03										
k	TG	MW302	-8066.6439	-3714.1996											
k	TG	MW306	-8795.6706	-6517.7641											
k	TG	MW310	-9158.5394	-5074.467											
k	TG	MW311	-8963.3563	-5293.5772											
k	TG	MW318	-8589.4155	-3378.001		3.60E-01									

Individual Well Results for Unfiltered Samples
Residential Use Excess Lifetime Cancer Risk - Exposure Point Concentrations

Area	HU	Location	Admin. East	Admin. North	Am-241	U-238	Benzene	Vinyl chloride	Isophorone	Pu-239	Rn-222	Co-60	Ra-226	U-234	U-235	Be
a	2	011-008	-4030	-1721.15												
a	2	040-001	-4050.64	-1149.2												
a	2	203-001	-4405.44	-1150.5												
a	2	400-003	-4230.77	-1189.5												
a	2	400-016	-4189.98	-1745.17												
a	2	400-017	-4344.09	-1819.47												
a	2	400-025	-4050.69	-1482.59												
a	2	400-026	-4099.79	-1553.53												
a	2	400-027	-3963.87	-1798.28												
a	2	400-063	-4051.13	-1384.91												
a	2	MW157	-4025.7	-1688.6												
a	2	MW219	-4481.4	-1917.3												
a	4	MW156	-4025.7	-1703.7												
a	5	MW155	-4025	-1669.4												
a	5	MW175	-4379.1	-1428.3												
a	5	MW178	-4073.6	-1216.2												
a	5	MW341	-3938.343	-1061.1343												
a	5	MW342	-4404.5028	-1289.6997												
a	5	MW343	-4403.9677	-1083.6767												
b	2	MW154	-6225.48	-810.29	1.90E-01	1.55E+00										
b	2	MW170	-5557.6	-175.8												
b	2	MW172	-5977.9	-192.2												
b	2	MW186	-6581.3	952.6			7.80E-03	3.08E+00	6.60E-03	2.00E-01						
b	2	MW187	-6854.5	964.4				4.20E-02			8.01E+02					
b	2	MW190	-6951.6	237.9												
b	2	MW2	-5422	-688												
b	2	MW246	-7447.6953	1345.1263							1.17E+03					
b	2	MW47	-5871.99	-1070.29												
b	2	MW57	-6194.01	-810.89								1.00E-01	6.00E-01			
b	2	MW64	-7235.37	880.24						7.60E-01		1.20E+00				
b	2	MW85	-5960.21	-804.8												
b	2	MW88	-5809.9	-805.09												
b	2	MW91	-5660.38	-804.6												
b	2	MW94	-5979.52	-1028.64			3.48E+01							1.44E+01	9.10E-01	
b	2	PZ334	-6189.98	-1015.64			2.68E+01							5.62E+00	4.80E-01	
b	2	PZ336	-6137.17	-939.6			6.70E+00							2.55E+00		
b	2	PZ74	-6152.39	-826.91	3.40E-01					1.70E-01						
b	5	EW230	-7301.4916	1405.8063												
b	5	HV015	-7311	1407												
b	5	HV020	-7399	1362												
b	5	HV171	-7418.3	1167.67												
b	5	MW169	-5558	-191.4												
b	5	MW185	-6601.9	952.9												5.14E-03
b	5	MW22	-6219.97	1525.18									7.00E-01			
b	5	MW226	-5740.41	-1241.06												
b	5	MW242	-7083.2794	1678.9796												
b	5	MW243	-7382.0265	1681.4026									3.00E+00			
b	5	MW244	-7589.0791	1467.5042									1.50E+01			
b	5	MW245	-7397.5537	1119.219									4.00E+00			
b	5	MW248	-7376.716	1385.4221									7.39E+02			
b	5	MW249	-7432.4541	1357.752									1.20E+01			
b	5	MW250	-7431.7846	1396.3409									2.30E+01			
b	5	MW257	-5972.207	442.3827						2.23E+03						
b	5	MW261	-5979.2011	442.1934						1.27E+03						
b	5	MW262	-5378.4612	86.9847												

Individual Well Results for Unfiltered Samples
Residential Use Excess Lifetime Cancer Risk - Exposure Point Concentrations

Area	HU	Location	Admin. East	Admin. North	Am-241	U-238	Benzene	Vinyl chloride	Isophorone	Pu-239	Rn-222	Co-60	Ra-226	U-234	U-235	Be
b	5	MW333	-6210	-1040	1.90E-01									9.66E+00		
b	5	MW337	-6263.0825	-849.6193	1.90E-01											
b	5	MW338	-6212.9523	-898.0215						1.30E-01						
b	5	MW339	-6468.5	663.2	1.20E-01					1.30E-01						
b	5	MW340	-6165.4	665.5	4.10E-01											
b	5	MW48	-6197.46	-1060.99	9.00E-01							5.00E-01				
b	5	MW50	-6322.26	-974.47								6.00E-01				
b	5	MW51	-6325.5	-883.14								2.00E-01	9.00E-01			
b	5	MW52	-6691.91	-67.56									7.00E-01			
b	5	MW53	-6501.71	240.33								1.30E+00				
b	5	MW54	-6927.14	238.69	3.50E+00							2.30E+00	4.00E+00			
b	5	MW63	-7235.74	895.26												
b	5	MW65	-7234.91	865.12								3.00E-01				
b	5	MW66	-6872.62	978.57				6.46E-01			3.42E+02					
b	5	MW67	-6134.48	-755.36	8.00E-01							1.10E+00				
b	5	MW84	-5975.23	-804.2												
b	5	MW86	-5945.24	-804.9		5.02E+00								1.37E+00		
b	5	MW87	-5825.09	-804.98												
b	5	MW89	-5795.14	-804.13												
b	5	MW90	-5675.22	-803.46												
b	5	MW92	-5645	-805.26												
b	5	MW93	-5994.81	-1028.57		2.11E+02								2.00E+02	9.96E+00	
b	5	MW95	-5964.22	-1028.61		3.35E+00								1.54E+00		
b	McN	MW247	-7445.6977	1360.1469												
c	2	MW164	-2034.2	-1415.6												
c	3	MW166	-3152.3	893.3			1.00E-03									
c	4	PZ107	-3681.93	-3571.32												
c	5	MW163	-2041	-1400.8							6.75E+02					
c	5	MW165	-3135.7	898.3							5.61E+03					
c	5	MW168	-4822.5	-924.8												
c	5	MW205	-4360.3	-364.1												
c	5	MW206	-2924.5	-1504.8												
c	5	MW255	-1510.2777	-2230.289												
c	5	MW256	-1596.7664	-1896.4091												
c	5	MW260	-1982.1832	-786.0092							4.75E+03					
d	2	MW160	-6945.9	-971.9												
d	2	MW162	-6886.2	-1666.8												
d	2	MW189	-6997.6	-2057.3												
d	2	MW204	-5014.1	-2148.1												
d	2	MW207	-4636	-2432												
d	2	MW209	-4769	-2600												
d	2	MW212	-4171.88	-2041.46												
d	2	MW213	-4290.2	-2233.9												
d	2	MW214	-4565.38	-2602.06												
d	2	MW215	-3905.7	-2301.2												
d	2	MW216	-4452.2	-3235.2												
d	2	MW218	-5090.38	-2626.16												
d	2	MW303	-7461.2255	-3559.8958		4.19E+01								1.84E+01	1.22E+00	
d	2	MW304	-6118.8227	-2158.6852												
d	2	MW312	-7017.8719	-3231.1895												
d	2	MW313	-7203.6974	-3158.7604												
d	2	MW315	-6633.3272	-2273.8716		2.72E+00								2.48E+00		
d	2	MW316	-7173.3255	-2645.9145		1.45E+00								1.45E+00		
d	2	MW69	-4343.25	-2074.34												
d	2	MW96	-4459.5	-2229.19			5.00E-03									

Individual Well Results for Unfiltered Samples
Residential Use Excess Lifetime Cancer Risk - Exposure Point Concentrations

Area	HU	Location	Admin. East	Admin. North	Am-241	U-238	Benzene	Vinyl chloride	Isophorone	Pu-239	Rn-222	Co-60	Ra-226	U-234	U-235	Be
d	3	MW217	-5080.28	-2760.66												
d	4	MW104	-6596.77	-3682.88							8.05E+02		1.22E+00			
d	4	MW71	-4372.93	-2074.16									1.00E+00			
d	5	MW103	-6252.14	-3500.84						8.41E-02			5.87E-01			
d	5	MW158	-6957	-991.2												
d	5	MW159	-6937.1	-989.8												
d	5	MW161	-6916.9	-1666.7												
d	5	MW188	-7008.8	-2057.1												
d	5	MW203	-5014.8	-2159.2												
d	5	MW227	-5769.88	-1240.6		6.69E+00								2.90E+00		
d	5	MW325	-6100.3002	-2090.9069												
d	5	MW326	-6185.001	-2430.1134												
d	5	MW327	-7100.8724	-2559.8102												
d	5	MW328	-7337.476	-1962.3084							8.02E+03					
d	5	MW329	-7347.443	-1419.371							6.54E+03					
d	5	MW330	-6636.3254	-2206.9108												
d	5	MW344	-7450.36	-3566.69												
d	5	MW68	-4357.96	-2074.15	5.00E-01							2.00E-01	8.00E-01			
d	5	PZ117	-3758.83	-3081.57												
d	5	PZ118	-3698.83	-3283.86												
d	5	W108	-3698.9	-3132.86												
d	McN	PZ115	-3665.7	-3123.5												
d	TG	MW314	-7116.6823	-3534.2633												
e	2	MW237	-5196.8058	7328.8451												
e	3	MW127	-5664.11	6161.23												
e	5	HV004	-5330	7612												
e	5	HV009	-5220	7506												
e	5	MW123	-5661.33	6125.6												
e	5	MW125	-5662.81	6139.28												
e	5	MW134	-8335.0023	3568.93												
e	5	MW146	-5684.18	13549.15												
e	5	MW147	-5669.28	13548.69												
e	5	MW152	-692.64	13136.67												
e	5	MW20	-6552.8	4889.55							3.82E+02	8.00E-01				5.33E-03
e	5	MW201	-4884	10167.4												
e	5	MW202	-5688	7613.2							8.34E+02					
e	5	MW233	-5530.1489	7300.335												
e	5	MW234	-5188.172	7205.8238												
e	5	MW235	-4890.7399	7746.4151												
e	5	MW236	-5087.7913	7919.9943												
e	5	MW238	-5197.0581	7505.6366												
e	5	MW240	-5195.7829	7390.5997							4.49E+02					
e	5	MW241	-5203.7909	7346.8579												
e	5	R113	-7192.8	4336.15												
e	5	R2	-7253.6912	4111.9924							5.76E+02					
e	5	TVA D-03	-4425	12235												
e	5	TVA D-14	-2790	12825												6.00E-03
e	5	TVA D-27	-725	13110												5.00E-03
e	McN	MW121	-5677.65	6161.53												1.11E-02
e	McN	MW239	-5203.6499	7330.3964							2.84E+02					
e	McN	TVA D-25	-2040	13740												
f	2	MW128	1883.08	746.17												
f	4	MW193	515.8	3064.9												
f	5	MW124	1879.15	726.38							8.48E+02					
f	5	MW126	1881.49	736.67												

Individual Well Results for Unfiltered Samples
Residential Use Excess Lifetime Cancer Risk - Exposure Point Concentrations

Area	HU	Location	Admin. East	Admin. North	Am-241	U-238	Benzene	Vinyl chloride	Isophorone	Pu-239	Rn-222	Co-60	Ra-226	U-234	U-235	Be
f	5	MW144	-770.1	369.58												
f	5	MW145	-768.84	383.32						2.00E-01						
f	5	MW148	3289.83	5755.06												
f	5	MW258	-745.654	-1643.2484												
f	5	MW283	599.2737	903.2568												
f	5	MW284	1589.9994	913.4824												
f	5	MW288	1564.9368	679.0144												
f	5	MW291	1699.8141	968.887												
f	5	MW292	924.0336	33.1863												
f	5	MW293	1802.403	839.0142												
f	5	MW294	1790.398	842.7724												
f	5	MW352	-530.83	-1189.73												
g	2	MW143	-12156.05	6513.64						8.41E-02	6.09E+02		1.01E+00			
g	2	MW195	-10193.4	1861.1												
g	5	MW106	-8438.9	990.93												
g	5	MW141	-12173.02	6544.69									4.68E-01			
g	5	MW142	-12162.53	6529.75									5.02E-01			
g	5	MW194	-10177.5	1865.6												
g	5	MW199	-10076.6	10090.1									8.17E-01			
g	5	R10	-13097	6895.25							8.05E+02					
g	5	R12	-10536	6576.66							6.06E+02					
g	5	R14	-10638	8353.58							1.79E+03					
g	5	R19	-10272	6165.16							5.88E+02					
g	5	R39	-11081	6400							8.55E+02					
g	McN	MW140	-12179.19	6558.48						1.01E-01			9.10E-01			
h	5	MW100	4900	7200												
h	5	MW150	4782.26	2215							6.26E+02					
h	5	MW191	2597.4	600.3												
h	5	R254	4900	-1600							8.35E+02					
h	5	R302	5200	2400							7.11E+02					
h	5	R9	1986.83	-2251.3							1.06E+03					
h	McN	MW120	-1489.08	-5880.16							2.61E+02		8.69E-01			
h	TG	MW129	-1485.42	-5912.73												
h	TG	MW130	-1483.89	-5924.02									6.43E-01			
h	TG	MW131	-1481.41	-5938.94							1.31E+03		6.75E-01			
h	TG	MW151	4208.2	-613.57							1.99E+03					
i	1	MW182	-3027.4	3107.2			2.50E-03									
i	2	MW16	-2899.11	3088.57								1.00E+00				
i	2	MW174	-5307.2	1021.2												
i	2	PZ279	-3171.0518	5355.8065												
i	2	PZ281	-3160.8879	5999.9403												
i	3	MW138	-1734.38	9163.18												
i	3	MW17	-2811.66	4149.22								1.00E+00				
i	3	MW18	-2354.58	4213.97								1.40E+00				
i	3	MW180	-2494.2	4627												
i	3	MW19	-2964.46	4470.12								7.00E-01	7.00E-01			
i	4	MW353	-3311.97	2599.3												
i	5	MW135	-1520.05	9137.28							7.38E+02					
i	5	MW137	-1726.75	9150.86												
i	5	MW139	-576.59	6189.67												
i	5	MW173	-5290	1020.3							9.30E+02					
i	5	MW179	-2516.5	4627.9												
i	5	MW181	-3042.8	3107.3												2.16E-03
i	5	MW197	-6162.5	2863.1							6.91E+02					
i	5	MW200	-4823.9	4443.3												

Individual Well Results for Unfiltered Samples
Residential Use Excess Lifetime Cancer Risk - Exposure Point Concentrations

Area	HU	Location	Admin. East	Admin. North	Am-241	U-238	Benzene	Vinyl chloride	Isophorone	Pu-239	Rn-222	Co-60	Ra-226	U-234	U-235	Be
i	5	MW220	-2822.84	3279.19			1.00E-03									
i	5	MW221	-2784.92	3863.68												
i	5	MW222	-2563.11	3659.61			1.40E-04									
i	5	MW223	-2725.63	3719.99				1.00E-03								
i	5	MW224	-2467.33	3627.71												
i	5	MW225	-2634.42	3323.37												
i	5	MW263	-2760.5953	4551.9705												
i	5	MW264	-2239.6467	4639.9052												
i	5	MW265	-1888.7015	4409.7626												
i	5	MW266	-2259.7364	4639.9041												
i	5	MW267	-2819.732	3264.7354												
i	5	MW268	-3103.0242	6472.4806												
i	5	MW269	-3112.9825	6472.6672												
i	5	MW270	-2713.0965	6513.5114												
i	5	MW271	-2703.2775	6514.5772												
i	5	MW272	-2253.8761	6598.4451												
i	5	MW273	-2244.5718	6598.115												
i	5	MW274	-2205.704	6169.957												
i	5	MW275	-2195.9653	6170.9954												
i	5	MW276	-3107.1927	4470.7368												
i	5	MW277	-3117.1112	4469.6034												
i	5	MW353	-3311.97	2599.3												
i	5	MW38	-2946.04	3731.8601									6.00E-01			
i	5	MW39	-2947.0501	3947.77									6.00E-01			
i	5	MW40	-2940.3	3961.19								1.00E-01	9.00E-01			
i	5	MW41	-2871.23	4087.52	8.00E-01							7.00E-01				
i	5	MW42	-2391.85	4539.32								1.00E-01				
i	5	MW43	-1872	4199.93	8.00E-01							7.00E-01				
i	5	MW44	-2259	3848.04								1.20E+00				
i	5	MW98	-3281.31	7397.46												7.93E-03
i	5	MW99	1842.46	6826.71												
j	5	TVA D-08	-3980	14035												
j	5	TVA D-13	-1060	16100												
j	McN	TVA D-07	-3226	17314												
k	EOC	MW307	-8785.3952	-6208.0493												
k	EOC	MW309	-9059.2821	-4925.2							7.89E+02					
k	TG	MW184	-7386.9	-3997.3												
k	TG	MW196	-4977.8	-7987.3							9.85E+02		6.07E-01			
k	TG	MW300	-7898.2689	-4203.5489		8.72E+00		1.50E-02						8.10E+00	5.40E-01	2.72E-02
k	TG	MW301	-7582.7028	-4128.0632		4.90E+00								2.51E+00		
k	TG	MW302	-8066.6439	-3714.1996							8.06E+02					
k	TG	MW306	-8795.6706	-6517.7641		8.16E+00								8.44E+00	6.10E-01	
k	TG	MW310	-9158.5394	-5074.467												
k	TG	MW311	-8963.3563	-5293.5772							1.22E+03					
k	TG	MW318	-8589.4155	-3378.001												

Individual Well Results for Unfiltered Samples
Residential Use Excess Lifetime Cancer Risk - Exposure Point Concentrations

Area	HU	Location	Admin. East	Admin. North	1,2-DCA	1,1,2-TCA	U-235/236	Methylene chloride	Th-228	Dibromo-chloromethane	Bromodichloro-methane	Chloro-methane	1,4-Dichloro-benzene
a	2	011-008	-4030	-1721.15									
a	2	040-001	-4050.64	-1149.2									
a	2	203-001	-4405.44	-1150.5									
a	2	400-003	-4230.77	-1189.5									
a	2	400-016	-4189.98	-1745.17									
a	2	400-017	-4344.09	-1819.47									
a	2	400-025	-4050.69	-1482.59									
a	2	400-026	-4099.79	-1553.53									
a	2	400-027	-3963.87	-1798.28									
a	2	400-063	-4051.13	-1384.91									
a	2	MW157	-4025.7	-1688.6									
a	2	MW219	-4481.4	-1917.3									
a	4	MW156	-4025.7	-1703.7									
a	5	MW155	-4025	-1669.4									
a	5	MW175	-4379.1	-1428.3									
a	5	MW178	-4073.6	-1216.2									
a	5	MW341	-3938.343	-1061.1343									
a	5	MW342	-4404.5028	-1289.6997									
a	5	MW343	-4403.9677	-1083.6767									
b	2	MW154	-6225.48	-810.29									
b	2	MW170	-5557.6	-175.8									
b	2	MW172	-5977.9	-192.2									
b	2	MW186	-6581.3	952.6									
b	2	MW187	-6854.5	964.4									
b	2	MW190	-6951.6	237.9									
b	2	MW2	-5422	-688									
b	2	MW246	-7447.6953	1345.1263									
b	2	MW47	-5871.99	-1070.29									
b	2	MW57	-6194.01	-810.89									
b	2	MW64	-7235.37	880.24									
b	2	MW85	-5960.21	-804.8									
b	2	MW88	-5809.9	-805.09									
b	2	MW91	-5660.38	-804.6									
b	2	MW94	-5979.52	-1028.64									
b	2	PZ334	-6189.98	-1015.64									
b	2	PZ336	-6137.17	-939.6									
b	2	PZ74	-6152.39	-826.91									
b	5	EW230	-7301.4916	1405.8063									
b	5	HV015	-7311	1407									
b	5	HV020	-7399	1362									
b	5	HV171	-7418.3	1167.67									
b	5	MW169	-5558	-191.4									
b	5	MW185	-6601.9	952.9	1.10E-03	2.00E-03							
b	5	MW22	-6219.97	1525.18									
b	5	MW226	-5740.41	-1241.06									
b	5	MW242	-7083.2794	1678.9796									
b	5	MW243	-7382.0265	1681.4026									
b	5	MW244	-7589.0791	1467.5042									
b	5	MW245	-7397.5537	1119.219									
b	5	MW248	-7376.716	1385.4221									
b	5	MW249	-7432.4541	1357.752									
b	5	MW250	-7431.7846	1396.3409									
b	5	MW257	-5972.207	442.3827									
b	5	MW261	-5979.2011	442.1934									
b	5	MW262	-5378.4612	86.9847									

Individual Well Results for Unfiltered Samples
Residential Use Excess Lifetime Cancer Risk - Exposure Point Concentrations

Area	HU	Location	Admin. East	Admin. North	1,2-DCA	1,1,2-TCA	U-235/236	Methylene chloride	Th-228	Dibromo-chloromethane	Bromodichloro-methane	Chloro-methane	1,4-Dichloro-benzene
b	5	MW333	-6210	-1040			3.50E-01						
b	5	MW337	-6263.0825	-849.6193									
b	5	MW338	-6212.9523	-898.0215									
b	5	MW339	-6468.5	663.2									
b	5	MW340	-6165.4	665.5									
b	5	MW48	-6197.46	-1060.99									
b	5	MW50	-6322.26	-974.47									
b	5	MW51	-6325.5	-883.14									
b	5	MW52	-6691.91	-67.56									
b	5	MW53	-6501.71	240.33									
b	5	MW54	-6927.14	238.69									
b	5	MW63	-7235.74	895.26									
b	5	MW65	-7234.91	865.12									
b	5	MW66	-6872.62	978.57									
b	5	MW67	-6134.48	-755.36									
b	5	MW84	-5975.23	-804.2									
b	5	MW86	-5945.24	-804.9									
b	5	MW87	-5825.09	-804.98									
b	5	MW89	-5795.14	-804.13									
b	5	MW90	-5675.22	-803.46				5.00E-03					
b	5	MW92	-5645	-805.26									
b	5	MW93	-5994.81	-1028.57									
b	5	MW95	-5964.22	-1028.61									
b	McN	MW247	-7445.6977	1360.1469									
c	2	MW164	-2034.2	-1415.6									
c	3	MW166	-3152.3	893.3									
c	4	PZ107	-3681.93	-3571.32									
c	5	MW163	-2041	-1400.8									
c	5	MW165	-3135.7	898.3									
c	5	MW168	-4822.5	-924.8									
c	5	MW205	-4360.3	-364.1									
c	5	MW206	-2924.5	-1504.8									
c	5	MW255	-1510.2777	-2230.289									
c	5	MW256	-1596.7664	-1896.4091									
c	5	MW260	-1982.1832	-786.0092									
d	2	MW160	-6945.9	-971.9									
d	2	MW162	-6886.2	-1666.8									
d	2	MW189	-6997.6	-2057.3									
d	2	MW204	-5014.1	-2148.1									
d	2	MW207	-4636	-2432	2.00E-03								
d	2	MW209	-4769	-2600									
d	2	MW212	-4171.88	-2041.46									
d	2	MW213	-4290.2	-2233.9									
d	2	MW214	-4565.38	-2602.06									
d	2	MW215	-3905.7	-2301.2									
d	2	MW216	-4452.2	-3235.2									
d	2	MW218	-5090.38	-2626.16									
d	2	MW303	-7461.2255	-3559.8958				9.00E-03	3.40E-01				
d	2	MW304	-6118.8227	-2158.6852				1.80E-02					
d	2	MW312	-7017.8719	-3231.1895				5.00E-03					
d	2	MW313	-7203.6974	-3158.7604				5.00E-03					
d	2	MW315	-6633.3272	-2273.8716				5.00E-03					
d	2	MW316	-7173.3255	-2645.9145				5.00E-03	6.40E-01				
d	2	MW69	-4343.25	-2074.34									
d	2	MW96	-4459.5	-2229.19									

Individual Well Results for Unfiltered Samples
Residential Use Excess Lifetime Cancer Risk - Exposure Point Concentrations

Area	HU	Location	Admin. East	Admin. North	1,2-DCA	1,1,2-TCA	U-235/236	Methylene chloride	Th-228	Dibromo-chloromethane	Bromodichloro-methane	Chloro-methane	1,4-Dichloro-benzene
d	3	MW217	-5080.28	-2760.66									
d	4	MW104	-6596.77	-3682.88									
d	4	MW71	-4372.93	-2074.16									
d	5	MW103	-6252.14	-3500.84									
d	5	MW158	-6957	-991.2									
d	5	MW159	-6937.1	-989.8									
d	5	MW161	-6916.9	-1666.7									
d	5	MW188	-7008.8	-2057.1									
d	5	MW203	-5014.8	-2159.2									
d	5	MW227	-5769.88	-1240.6				4.00E-03					
d	5	MW325	-6100.3002	-2090.9069				1.50E-02					
d	5	MW326	-6185.001	-2430.1134				5.00E-03					
d	5	MW327	-7100.8724	-2559.8102				9.00E-03					
d	5	MW328	-7337.476	-1962.3084				1.30E-01					
d	5	MW329	-7347.443	-1419.371				5.60E-02					
d	5	MW330	-6636.3254	-2206.9108				5.00E-03					
d	5	MW344	-7450.36	-3566.69									
d	5	MW68	-4357.96	-2074.15									
d	5	PZ117	-3758.83	-3081.57									
d	5	PZ118	-3698.83	-3283.86									
d	5	W108	-3698.9	-3132.86									
d	McN	PZ115	-3665.7	-3123.5									
d	TG	MW314	-7116.6823	-3534.2633				5.00E-03					
e	2	MW237	-5196.8058	7328.8451									
e	3	MW127	-5664.11	6161.23									
e	5	HV004	-5330	7612									
e	5	HV009	-5220	7506									
e	5	MW123	-5661.33	6125.6									
e	5	MW125	-5662.81	6139.28									
e	5	MW134	-8335.0023	3568.93									
e	5	MW146	-5684.18	13549.15									
e	5	MW147	-5669.28	13548.69									
e	5	MW152	-692.64	13136.67									
e	5	MW20	-6552.8	4889.55									
e	5	MW201	-4884	10167.4									
e	5	MW202	-5688	7613.2									
e	5	MW233	-5530.1489	7300.335									
e	5	MW234	-5188.172	7205.8238									
e	5	MW235	-4890.7399	7746.4151									
e	5	MW236	-5087.7913	7919.9943									
e	5	MW238	-5197.0581	7505.6366									
e	5	MW240	-5195.7829	7390.5997									
e	5	MW241	-5203.7909	7346.8579									
e	5	R113	-7192.8	4336.15									
e	5	R2	-7253.6912	4111.9924									
e	5	TVA D-03	-4425	12235									
e	5	TVA D-14	-2790	12825									
e	5	TVA D-27	-725	13110									
e	McN	MW121	-5677.65	6161.53									
e	McN	MW239	-5203.6499	7330.3964									
e	McN	TVA D-25	-2040	13740									
f	2	MW128	1883.08	746.17									
f	4	MW193	515.8	3064.9									
f	5	MW124	1879.15	726.38									
f	5	MW126	1881.49	736.67									

Individual Well Results for Unfiltered Samples
Residential Use Excess Lifetime Cancer Risk - Exposure Point Concentrations

Area	HU	Location	Admin. East	Admin. North	1,2-DCA	1,1,2-TCA	U-235/236	Methylene chloride	Th-228	Dibromo-chloromethane	Bromodichloro-methane	Chloro-methane	1,4-Dichloro-benzene
f	5	MW144	-770.1	369.58									
f	5	MW145	-768.84	383.32									
f	5	MW148	3289.83	5755.06									
f	5	MW258	-745.654	-1643.2484									
f	5	MW283	599.2737	903.2568									
f	5	MW284	1589.9994	913.4824									
f	5	MW288	1564.9368	679.0144									
f	5	MW291	1699.8141	968.887									
f	5	MW292	924.0336	33.1863									
f	5	MW293	1802.403	839.0142									
f	5	MW294	1790.398	842.7724									
f	5	MW352	-530.83	-1189.73									
g	2	MW143	-12156.05	6513.64									
g	2	MW195	-10193.4	1861.1									
g	5	MW106	-8438.9	990.93									
g	5	MW141	-12173.02	6544.69									
g	5	MW142	-12162.53	6529.75									
g	5	MW194	-10177.5	1865.6									
g	5	MW199	-10076.6	10090.1									
g	5	R10	-13097	6895.25									
g	5	R12	-10536	6576.66									
g	5	R14	-10638	8353.58									
g	5	R19	-10272	6165.16									
g	5	R39	-11081	6400									
g	McN	MW140	-12179.19	6558.48									
h	5	MW100	4900	7200									
h	5	MW150	4782.26	2215									
h	5	MW191	2597.4	600.3									
h	5	R254	4900	-1600									
h	5	R302	5200	2400									
h	5	R9	1986.83	-2251.3									
h	McN	MW120	-1489.08	-5880.16									
h	TG	MW129	-1485.42	-5912.73									
h	TG	MW130	-1483.89	-5924.02									
h	TG	MW131	-1481.41	-5938.94									
h	TG	MW151	4208.2	-613.57									
i	1	MW182	-3027.4	3107.2									
i	2	MW16	-2899.11	3088.57				3.47E-03					
i	2	MW174	-5307.2	1021.2									
i	2	PZ279	-3171.0518	5355.8065									
i	2	PZ281	-3160.8879	5999.9403						2.00E-03	9.00E-03		
i	3	MW138	-1734.38	9163.18									
i	3	MW17	-2811.66	4149.22				3.00E-03					
i	3	MW18	-2354.58	4213.97				3.55E-03					
i	3	MW180	-2494.2	4627									
i	3	MW19	-2964.46	4470.12				7.84E-03					
i	4	MW353	-3311.97	2599.3									
i	5	MW135	-1520.05	9137.28									
i	5	MW137	-1726.75	9150.86									
i	5	MW139	-576.59	6189.67									
i	5	MW173	-5290	1020.3									
i	5	MW179	-2516.5	4627.9								1.00E-03	
i	5	MW181	-3042.8	3107.3								1.80E-04	
i	5	MW197	-6162.5	2863.1									
i	5	MW200	-4823.9	4443.3									

Individual Well Results for Unfiltered Samples
Residential Use Excess Lifetime Cancer Risk - Exposure Point Concentrations

Area	HU	Location	Admin. East	Admin. North	1,2-DCA	1,1,2-TCA	U-235/236	Methylene chloride	Th-228	Dibromo-chloromethane	Bromodichloro-methane	Chloro-methane	1,4-Dichloro-benzene
i	5	MW220	-2822.84	3279.19				3.62E-03					
i	5	MW221	-2784.92	3863.68				3.64E-03					
i	5	MW222	-2563.11	3659.61				3.66E-03					
i	5	MW223	-2725.63	3719.99				3.65E-03				2.00E-03	
i	5	MW224	-2467.33	3627.71				4.11E-03					6.20E-05
i	5	MW225	-2634.42	3323.37				3.43E-03					
i	5	MW263	-2760.5953	4551.9705									
i	5	MW264	-2239.6467	4639.9052									
i	5	MW265	-1888.7015	4409.7626									
i	5	MW266	-2259.7364	4639.9041									
i	5	MW267	-2819.732	3264.7354									
i	5	MW268	-3103.0242	6472.4806									
i	5	MW269	-3112.9825	6472.6672									
i	5	MW270	-2713.0965	6513.5114									
i	5	MW271	-2703.2775	6514.5772									
i	5	MW272	-2253.8761	6598.4451									
i	5	MW273	-2244.5718	6598.115									
i	5	MW274	-2205.704	6169.957									
i	5	MW275	-2195.9653	6170.9954									
i	5	MW276	-3107.1927	4470.7368									
i	5	MW277	-3117.1112	4469.6034									
i	5	MW353	-3311.97	2599.3									
i	5	MW38	-2946.04	3731.8601				8.65E-03					
i	5	MW39	-2947.0501	3947.77				4.01E-03					
i	5	MW40	-2940.3	3961.19				4.00E-03					
i	5	MW41	-2871.23	4087.52				3.65E-03					
i	5	MW42	-2391.85	4539.32				3.47E-03					
i	5	MW43	-1872	4199.93				3.43E-03					
i	5	MW44	-2259	3848.04				3.47E-03				1.00E-03	
i	5	MW98	-3281.31	7397.46									
i	5	MW99	1842.46	6826.71									
j	5	TVA D-08	-3980	14035									
j	5	TVA D-13	-1060	16100									
j	McN	TVA D-07	-3226	17314									
k	EOC	MW307	-8785.3952	-6208.0493				5.50E-03					
k	EOC	MW309	-9059.2821	-4925.2				5.00E-03					
k	TG	MW184	-7386.9	-3997.3									
k	TG	MW196	-4977.8	-7987.3									
k	TG	MW300	-7898.2689	-4203.5489				5.00E-03	7.80E-01				
k	TG	MW301	-7582.7028	-4128.0632				9.00E-03					
k	TG	MW302	-8066.6439	-3714.1996				1.00E-02					
k	TG	MW306	-8795.6706	-6517.7641				1.00E-02					
k	TG	MW310	-9158.5394	-5074.467				1.00E-03					
k	TG	MW311	-8963.3563	-5293.5772				1.10E-02					
k	TG	MW318	-8589.4155	-3378.001									

Individual Well Results for Unfiltered Samples
Residential Use Excess Lifetime Cancer Risk - Exposure Point Concentrations

Area	HU	Location	Admin. East	Admin. North	PCB	PCB-1254	Chrysene	Carbazole	Acrylonitrile
a	2	011-008	-4030	-1721.15					
a	2	040-001	-4050.64	-1149.2					
a	2	203-001	-4405.44	-1150.5					
a	2	400-003	-4230.77	-1189.5					
a	2	400-016	-4189.98	-1745.17					
a	2	400-017	-4344.09	-1819.47					
a	2	400-025	-4050.69	-1482.59					
a	2	400-026	-4099.79	-1553.53					
a	2	400-027	-3963.87	-1798.28					
a	2	400-063	-4051.13	-1384.91					
a	2	MW157	-4025.7	-1688.6					
a	2	MW219	-4481.4	-1917.3					
a	4	MW156	-4025.7	-1703.7					
a	5	MW155	-4025	-1669.4					
a	5	MW175	-4379.1	-1428.3					
a	5	MW178	-4073.6	-1216.2					
a	5	MW341	-3938.343	-1061.1343					
a	5	MW342	-4404.5028	-1289.6997					
a	5	MW343	-4403.9677	-1083.6767					
b	2	MW154	-6225.48	-810.29					
b	2	MW170	-5557.6	-175.8					
b	2	MW172	-5977.9	-192.2					
b	2	MW186	-6581.3	952.6					
b	2	MW187	-6854.5	964.4					
b	2	MW190	-6951.6	237.9					
b	2	MW2	-5422	-688					
b	2	MW246	-7447.6953	1345.1263					
b	2	MW47	-5871.99	-1070.29					
b	2	MW57	-6194.01	-810.89					
b	2	MW64	-7235.37	880.24					
b	2	MW85	-5960.21	-804.8					
b	2	MW88	-5809.9	-805.09					
b	2	MW91	-5660.38	-804.6					
b	2	MW94	-5979.52	-1028.64					
b	2	PZ334	-6189.98	-1015.64					
b	2	PZ336	-6137.17	-939.6					
b	2	PZ74	-6152.39	-826.91					
b	5	EW230	-7301.4916	1405.8063					
b	5	HV015	-7311	1407					
b	5	HV020	-7399	1362					
b	5	HV171	-7418.3	1167.67					
b	5	MW169	-5558	-191.4					
b	5	MW185	-6601.9	952.9					
b	5	MW22	-6219.97	1525.18					
b	5	MW226	-5740.41	-1241.06					
b	5	MW242	-7083.2794	1678.9796					
b	5	MW243	-7382.0265	1681.4026					
b	5	MW244	-7589.0791	1467.5042					
b	5	MW245	-7397.5537	1119.219					
b	5	MW248	-7376.716	1385.4221					
b	5	MW249	-7432.4541	1357.752					
b	5	MW250	-7431.7846	1396.3409					
b	5	MW257	-5972.207	442.3827					
b	5	MW261	-5979.2011	442.1934					
b	5	MW262	-5378.4612	86.9847					

Individual Well Results for Unfiltered Samples
Residential Use Excess Lifetime Cancer Risk - Exposure Point Concentrations

Area	HU	Location	Admin. East	Admin. North	PCB	PCB-1254	Chrysene	Carbazole	Acrylonitrile
b	5	MW333	-6210	-1040					
b	5	MW337	-6263.0825	-849.6193					
b	5	MW338	-6212.9523	-898.0215					
b	5	MW339	-6468.5	663.2					
b	5	MW340	-6165.4	665.5					
b	5	MW48	-6197.46	-1060.99					
b	5	MW50	-6322.26	-974.47					
b	5	MW51	-6325.5	-883.14					
b	5	MW52	-6691.91	-67.56					
b	5	MW53	-6501.71	240.33					
b	5	MW54	-6927.14	238.69					
b	5	MW63	-7235.74	895.26					
b	5	MW65	-7234.91	865.12					
b	5	MW66	-6872.62	978.57					
b	5	MW67	-6134.48	-755.36					
b	5	MW84	-5975.23	-804.2					
b	5	MW86	-5945.24	-804.9					
b	5	MW87	-5825.09	-804.98					
b	5	MW89	-5795.14	-804.13					
b	5	MW90	-5675.22	-803.46					
b	5	MW92	-5645	-805.26					
b	5	MW93	-5994.81	-1028.57					
b	5	MW95	-5964.22	-1028.61					
b	McN	MW247	-7445.6977	1360.1469					
c	2	MW164	-2034.2	-1415.6					
c	3	MW166	-3152.3	893.3					
c	4	PZ107	-3681.93	-3571.32					
c	5	MW163	-2041	-1400.8					
c	5	MW165	-3135.7	898.3					
c	5	MW168	-4822.5	-924.8					
c	5	MW205	-4360.3	-364.1					
c	5	MW206	-2924.5	-1504.8					
c	5	MW255	-1510.2777	-2230.289					
c	5	MW256	-1596.7664	-1896.4091					
c	5	MW260	-1982.1832	-786.0092					
d	2	MW160	-6945.9	-971.9					
d	2	MW162	-6886.2	-1666.8					
d	2	MW189	-6997.6	-2057.3					
d	2	MW204	-5014.1	-2148.1					
d	2	MW207	-4636	-2432					
d	2	MW209	-4769	-2600					
d	2	MW212	-4171.88	-2041.46					
d	2	MW213	-4290.2	-2233.9					
d	2	MW214	-4565.38	-2602.06					
d	2	MW215	-3905.7	-2301.2					
d	2	MW216	-4452.2	-3235.2					
d	2	MW218	-5090.38	-2626.16					
d	2	MW303	-7461.2255	-3559.8958					
d	2	MW304	-6118.8227	-2158.6852					
d	2	MW312	-7017.8719	-3231.1895					
d	2	MW313	-7203.6974	-3158.7604					
d	2	MW315	-6633.3272	-2273.8716					
d	2	MW316	-7173.3255	-2645.9145					
d	2	MW69	-4343.25	-2074.34					
d	2	MW96	-4459.5	-2229.19					

Individual Well Results for Unfiltered Samples
Residential Use Excess Lifetime Cancer Risk - Exposure Point Concentrations

Area	HU	Location	Admin. East	Admin. North	PCB	PCB-1254	Chrysene	Carbazole	Acrylonitrile
d	3	MW217	-5080.28	-2760.66					
d	4	MW104	-6596.77	-3682.88					
d	4	MW71	-4372.93	-2074.16					
d	5	MW103	-6252.14	-3500.84					
d	5	MW158	-6957	-991.2					
d	5	MW159	-6937.1	-989.8					
d	5	MW161	-6916.9	-1666.7					
d	5	MW188	-7008.8	-2057.1					
d	5	MW203	-5014.8	-2159.2					
d	5	MW227	-5769.88	-1240.6					
d	5	MW325	-6100.3002	-2090.9069					
d	5	MW326	-6185.001	-2430.1134					
d	5	MW327	-7100.8724	-2559.8102					
d	5	MW328	-7337.476	-1962.3084					
d	5	MW329	-7347.443	-1419.371					
d	5	MW330	-6636.3254	-2206.9108					
d	5	MW344	-7450.36	-3566.69					
d	5	MW68	-4357.96	-2074.15					
d	5	PZ117	-3758.83	-3081.57					
d	5	PZ118	-3698.83	-3283.86					
d	5	W108	-3698.9	-3132.86					
d	McN	PZ115	-3665.7	-3123.5					
d	TG	MW314	-7116.6823	-3534.2633					
e	2	MW237	-5196.8058	7328.8451					
e	3	MW127	-5664.11	6161.23					
e	5	HV004	-5330	7612					
e	5	HV009	-5220	7506					
e	5	MW123	-5661.33	6125.6					
e	5	MW125	-5662.81	6139.28					
e	5	MW134	-8335.0023	3568.93					
e	5	MW146	-5684.18	13549.15					
e	5	MW147	-5669.28	13548.69					
e	5	MW152	-692.64	13136.67					
e	5	MW20	-6552.8	4889.55					
e	5	MW201	-4884	10167.4					
e	5	MW202	-5688	7613.2					
e	5	MW233	-5530.1489	7300.335					
e	5	MW234	-5188.172	7205.8238					
e	5	MW235	-4890.7399	7746.4151					
e	5	MW236	-5087.7913	7919.9943					
e	5	MW238	-5197.0581	7505.6366					
e	5	MW240	-5195.7829	7390.5997					
e	5	MW241	-5203.7909	7346.8579					
e	5	R113	-7192.8	4336.15					
e	5	R2	-7253.6912	4111.9924					
e	5	TVA D-03	-4425	12235					
e	5	TVA D-14	-2790	12825					
e	5	TVA D-27	-725	13110					
e	McN	MW121	-5677.65	6161.53					
e	McN	MW239	-5203.6499	7330.3964					
e	McN	TVA D-25	-2040	13740					
f	2	MW128	1883.08	746.17					
f	4	MW193	515.8	3064.9					
f	5	MW124	1879.15	726.38					
f	5	MW126	1881.49	736.67					

Individual Well Results for Unfiltered Samples
Residential Use Excess Lifetime Cancer Risk - Exposure Point Concentrations

Area	HU	Location	Admin. East	Admin. North	PCB	PCB-1254	Chrysene	Carbazole	Acrylonitrile
f	5	MW144	-770.1	369.58					
f	5	MW145	-768.84	383.32					
f	5	MW148	3289.83	5755.06					
f	5	MW258	-745.654	-1643.2484					
f	5	MW283	599.2737	903.2568					
f	5	MW284	1589.9994	913.4824					
f	5	MW288	1564.9368	679.0144					
f	5	MW291	1699.8141	968.887					
f	5	MW292	924.0336	33.1863					
f	5	MW293	1802.403	839.0142					
f	5	MW294	1790.398	842.7724					
f	5	MW352	-530.83	-1189.73					
g	2	MW143	-12156.05	6513.64					
g	2	MW195	-10193.4	1861.1					
g	5	MW106	-8438.9	990.93					
g	5	MW141	-12173.02	6544.69					
g	5	MW142	-12162.53	6529.75					
g	5	MW194	-10177.5	1865.6					
g	5	MW199	-10076.6	10090.1					
g	5	R10	-13097	6895.25					
g	5	R12	-10536	6576.66					
g	5	R14	-10638	8353.58					
g	5	R19	-10272	6165.16					
g	5	R39	-11081	6400					
g	McN	MW140	-12179.19	6558.48					
h	5	MW100	4900	7200					
h	5	MW150	4782.26	2215					
h	5	MW191	2597.4	600.3					
h	5	R254	4900	-1600					
h	5	R302	5200	2400					
h	5	R9	1986.83	-2251.3					
h	McN	MW120	-1489.08	-5880.16					
h	TG	MW129	-1485.42	-5912.73					
h	TG	MW130	-1483.89	-5924.02					
h	TG	MW131	-1481.41	-5938.94					
h	TG	MW151	4208.2	-613.57					
i	1	MW182	-3027.4	3107.2					
i	2	MW16	-2899.11	3088.57					
i	2	MW174	-5307.2	1021.2					
i	2	PZ279	-3171.0518	5355.8065					
i	2	PZ281	-3160.8879	5999.9403					
i	3	MW138	-1734.38	9163.18					
i	3	MW17	-2811.66	4149.22					
i	3	MW18	-2354.58	4213.97					
i	3	MW180	-2494.2	4627					
i	3	MW19	-2964.46	4470.12					
i	4	MW353	-3311.97	2599.3					
i	5	MW135	-1520.05	9137.28					
i	5	MW137	-1726.75	9150.86					
i	5	MW139	-576.59	6189.67					
i	5	MW173	-5290	1020.3					
i	5	MW179	-2516.5	4627.9					
i	5	MW181	-3042.8	3107.3					
i	5	MW197	-6162.5	2863.1					
i	5	MW200	-4823.9	4443.3					

Individual Well Results for Unfiltered Samples
Residential Use Excess Lifetime Cancer Risk - Exposure Point Concentrations

Area	HU	Location	Admin. East	Admin. North	PCB	PCB-1254	Chrysene	Carbazole	Acrylonitrile
i	5	MW220	-2822.84	3279.19					
i	5	MW221	-2784.92	3863.68					
i	5	MW222	-2563.11	3659.61					
i	5	MW223	-2725.63	3719.99					
i	5	MW224	-2467.33	3627.71					
i	5	MW225	-2634.42	3323.37	1.00E-04				
i	5	MW263	-2760.5953	4551.9705					
i	5	MW264	-2239.6467	4639.9052					
i	5	MW265	-1888.7015	4409.7626					
i	5	MW266	-2259.7364	4639.9041					
i	5	MW267	-2819.732	3264.7354					
i	5	MW268	-3103.0242	6472.4806					
i	5	MW269	-3112.9825	6472.6672		9.00E-04			
i	5	MW270	-2713.0965	6513.5114					
i	5	MW271	-2703.2775	6514.5772					
i	5	MW272	-2253.8761	6598.4451					
i	5	MW273	-2244.5718	6598.115					
i	5	MW274	-2205.704	6169.957					
i	5	MW275	-2195.9653	6170.9954					
i	5	MW276	-3107.1927	4470.7368					
i	5	MW277	-3117.1112	4469.6034			6.00E-04		
i	5	MW353	-3311.97	2599.3				1.20E-02	
i	5	MW38	-2946.04	3731.8601					
i	5	MW39	-2947.0501	3947.77					1.00E-02
i	5	MW40	-2940.3	3961.19					
i	5	MW41	-2871.23	4087.52					
i	5	MW42	-2391.85	4539.32					
i	5	MW43	-1872	4199.93					
i	5	MW44	-2259	3848.04					
i	5	MW98	-3281.31	7397.46					
i	5	MW99	1842.46	6826.71					
j	5	TVA D-08	-3980	14035					
j	5	TVA D-13	-1060	16100					
j	McN	TVA D-07	-3226	17314					
k	EOC	MW307	-8785.3952	-6208.0493					
k	EOC	MW309	-9059.2821	-4925.2					
k	TG	MW184	-7386.9	-3997.3					
k	TG	MW196	-4977.8	-7987.3					
k	TG	MW300	-7898.2689	-4203.5489					
k	TG	MW301	-7582.7028	-4128.0632					
k	TG	MW302	-8066.6439	-3714.1996					
k	TG	MW306	-8795.6706	-6517.7641					
k	TG	MW310	-9158.5394	-5074.467					
k	TG	MW311	-8963.3563	-5293.5772					
k	TG	MW318	-8589.4155	-3378.001					

Individual Well Results for Unfiltered Samples
Residential Use Systemic Toxicity - Hazard Indices

Area	HU	Location	Admin. East	Admin. North	TCE	1,1-DCE	trans-1,2-DCE	Al	As	Fe	Zn	Bis(2-ethylhexyl)phthalate	cis-1,2-DCE	Uranium	Va
a	2	011-008	-4030	-1721.15	9.01E+03										
a	2	040-001	-4050.64	-1149.2	1.93E-01										
a	2	203-001	-4405.44	-1150.5	1.85E+00	8.81E-02									
a	2	400-003	-4230.77	-1189.5	9.42E+01										
a	2	400-016	-4189.98	-1745.17	2.78E+03		1.24E+01								
a	2	400-017	-4344.09	-1819.47	1.93E+01										
a	2	400-025	-4050.69	-1482.59	2.02E-01										
a	2	400-026	-4099.79	-1553.53	2.09E+02										
a	2	400-027	-3963.87	-1798.28	5.13E+00										
a	2	400-063	-4051.13	-1384.91	6.22E+00										
a	2	MW157	-4025.7	-1688.6	4.39E+04			1.95E-01	6.23E-01	9.10E-01	5.19E-03	3.89E-03	6.44E+00		
a	2	MW219	-4481.4	-1917.3	2.68E+00									6.85E-01	1.70E+00
a	4	MW156	-4025.7	-1703.7	2.55E+04		2.97E+01			2.26E-01					
a	5	MW155	-4025	-1669.4	1.57E+02	1.32E+00		6.56E-02		4.22E-01			3.37E-01		6.60E-01
a	5	MW175	-4379.1	-1428.3	1.16E+03			6.01E+00	4.34E+00	6.73E+01	9.36E-02		1.09E+01		6.64E+00
a	5	MW178	-4073.6	-1216.2	5.91E+02			1.50E-01							
a	5	MW341	-3938.343	-1061.1343	1.01E+02								4.95E+00		
a	5	MW342	-4404.5028	-1289.6997	1.51E+03										
a	5	MW343	-4403.9677	-1083.6767	5.47E+03										
b	2	MW154	-6225.48	-810.29	5.28E+01									1.77E-01	
b	2	MW170	-5557.6	-175.8				5.04E-01		1.47E+00					1.64E+00
b	2	MW171	-5418.4	-471.5				1.60E-01							
b	2	MW172	-5977.9	-192.2	2.26E-01			9.26E-01		3.47E+00					
b	2	MW186	-6581.3	952.6	5.42E+01	1.60E-01	1.26E-01	7.30E-02	2.22E+01	1.08E+00	4.49E-03	1.45E+02	2.06E-01	1.77E+00	
b	2	MW187	-6854.5	964.4	3.66E+01	1.21E-01		7.09E-02	2.55E+00		5.56E-03	2.64E+00	4.07E-01	7.67E-01	
b	2	MW190	-6951.6	237.9	1.38E-01			5.42E-01		1.48E+00					1.91E+00
b	2	MW2	-5422	-688	2.61E+05										
b	2	MW246	-7447.6953	1345.1263	1.47E-01			4.46E-01		1.09E+00	1.78E-02				2.81E+00
b	2	MW47	-5871.99	-1070.29	2.44E+00										
b	2	MW57	-6194.01	-810.89	1.68E-01					3.74E+00				1.77E-01	
b	2	MW64	-7235.37	880.24	4.59E+00									2.04E+00	1.20E+00
b	2	MW85	-5960.21	-804.8	1.54E-01				4.38E+00					1.41E-01	
b	2	MW88	-5809.9	-805.09	7.23E+01				1.50E+00						
b	2	MW91	-5660.38	-804.6	2.83E+00				5.62E-01					1.15E-01	
b	2	MW94	-5979.52	-1028.64	4.34E+00				5.53E-01						
b	2	PZ334	-6189.98	-1015.64										1.35E+00	
b	2	PZ336	-6137.17	-939.6										5.08E-01	
b	2	PZ74	-6152.39	-826.91	1.09E+00					3.12E+00					
b	5	EW230	-7301.4916	1405.8063	1.77E+03										
b	5	MW169	-5558	-191.4	1.21E-01			2.00E+00		4.80E+00	1.46E-02				
b	5	MW185	-6601.9	952.9	2.12E+02	7.15E-02		2.44E-01	6.69E+00	2.65E+00	1.05E-02		6.94E+00	1.10E-01	5.34E-01
b	5	MW22	-6219.97	1525.18	5.64E+00										
b	5	MW226	-5740.41	-1241.06	1.34E+00										
b	5	MW242	-7083.2794	1678.9796	4.02E+01			7.05E-02		5.22E-01					
b	5	MW243	-7382.0265	1681.4026	7.74E+02					2.46E-01					
b	5	MW244	-7589.0791	1467.5042	1.95E+02										
b	5	MW245	-7397.5537	1119.219	2.68E+00				6.65E-01	1.98E+00					
b	5	MW248	-7376.716	1385.4221	1.02E+03				5.66E-02		1.33E-02				2.27E+00
b	5	MW249	-7432.4541	1357.752	1.51E+02				1.02E-01	5.71E-01					
b	5	MW250	-7431.7846	1396.3409	8.77E+02				5.31E-02	2.09E-01	1.55E-02				
b	5	MW257	-5972.207	442.3827	6.07E+02				1.28E+00	2.63E+00					
b	5	MW261	-5979.2011	442.1934	1.86E+03				5.53E-01		7.91E-03				
b	5	MW262	-5378.4612	86.9847	1.07E+03					2.25E+00	1.40E-02		2.85E+00		
b	5	MW333	-6210	-1040	1.16E+00					1.38E+00					
b	5	MW337	-6263.0825	-849.6193	4.25E+00					1.25E+01					

Individual Well Results for Unfiltered Samples
Residential Use Systemic Toxicity - Hazard Indices

Area	HU	Location	Admin. East	Admin. North	TCE	1,1-DCE	trans-1,2-DCE	AI	As	Fe	Zn	Bis(2-ethylhexyl)phthalate	cis-1,2-DCE	Uranium	Va
b	5	MW338	-6212.9523	-898.0215	1.18E-01					1.27E+00					
b	5	MW339	-6468.5	663.2	2.10E+03					5.34E+00			1.78E+00		
b	5	MW340	-6165.4	665.5	8.76E+01					2.45E+00			6.44E-01		
b	5	MW46	-5881.63	-1069.22						2.76E+00	1.82E-02				
b	5	MW48	-6197.46	-1060.99						1.45E+00					
b	5	MW50	-6322.26	-974.47	1.68E-01					2.63E+00	2.15E-02				
b	5	MW51	-6325.5	-883.14	1.68E-01					2.25E+00					
b	5	MW52	-6691.91	-67.56						1.31E+00					
b	5	MW53	-6501.71	240.33											
b	5	MW54	-6927.14	238.69	1.68E-01										
b	5	MW63	-7235.74	895.26	3.51E-01									7.40E-01	
b	5	MW65	-7234.91	865.12	1.95E-01										
b	5	MW66	-6872.62	978.57	5.24E+02			4.02E-02		1.16E+00	3.95E-03		1.52E+00	1.20E+00	
b	5	MW67	-6134.48	-755.36	1.85E-01										
b	5	MW84	-5975.23	-804.2	9.83E-02										
b	5	MW86	-5945.24	-804.9	8.41E-02				1.84E+00					4.99E-02	
b	5	MW87	-5825.09	-804.98	8.41E-02										
b	5	MW89	-5795.14	-804.13	9.10E-02									1.23E-01	
b	5	MW90	-5675.22	-803.46	8.44E-02				5.53E-01					1.26E-01	
b	5	MW92	-5645	-805.26	8.41E-02										
b	5	MW93	-5994.81	-1028.57	1.12E-01										
b	5	MW95	-5964.22	-1028.61	1.03E-01									2.16E-01	
b	McN	MW247	-7445.6977	1360.1469	5.04E+01			5.65E-02							
c	2	MW164	-2034.2	-1415.6	5.05E+00						1.53E-02				
c	2	MW167	-4822.5	-908.7				1.49E-01							
c	3	MW166	-3152.3	893.3	3.73E-01			3.97E-01		1.43E+00					
c	4	PZ107	-3681.93	-3571.32	5.05E-01										
c	5	MW163	-2041	-1400.8	1.55E+01	4.40E-01		1.77E-01					2.48E-01		
c	5	MW165	-3135.7	898.3	1.08E-01										
c	5	MW168	-4822.5	-924.8	2.49E+01			4.79E-01		9.33E+00					
c	5	MW205	-4360.3	-364.1	2.17E-01			1.45E+00		5.94E+00					
c	5	MW206	-2924.5	-1504.8	8.41E-02			1.95E-01		7.38E-01					
c	5	MW255	-1510.2777	-2230.289	1.04E+02					9.43E-01	2.19E-02		4.86E-01		
c	5	MW256	-1596.7664	-1896.4091	2.72E+01	1.45E+00									
c	5	MW260	-1982.1832	-786.0092	6.75E+01					1.08E+00	6.96E-03				
d	2	MW160	-6945.9	-971.9	5.70E+03			4.19E+00	9.58E-01	1.15E+01	1.53E-02				7.68E+00
d	2	MW162	-6886.2	-1666.8	7.58E+00			6.86E-01		1.98E+00			4.46E-01		
d	2	MW189	-6997.6	-2057.3				4.70E-01		2.38E+00					
d	2	MW204	-5014.1	-2148.1	2.18E+01	5.51E+00							3.96E-01		
d	2	MW207	-4636	-2432	2.50E-01	4.26E-01									2.45E+00
d	2	MW208	-4704	-2298				2.33E-01							
d	2	MW209	-4769	-2600	2.02E+00										2.05E+00
d	2	MW212	-4171.88	-2041.46	1.68E-01										
d	2	MW213	-4290.2	-2233.9	3.62E-01									1.10E-01	
d	2	MW214	-4565.38	-2602.06	8.41E-02										
d	2	MW215	-3905.7	-2301.2	3.35E+01										
d	2	MW216	-4452.2	-3235.2	1.04E+00									8.17E-01	4.70E+00
d	2	MW218	-5090.38	-2626.16	2.35E+01										2.50E+00
d	2	MW303	-7461.2255	-3559.8958				5.16E-01	6.70E-01	4.97E+00	9.56E-03		1.97E+00		
d	2	MW304	-6118.8227	-2158.6852	2.52E-01			3.10E+00		8.90E+00					
d	2	MW312	-7017.8719	-3231.1895				3.56E-01		1.90E+00					
d	2	MW313	-7203.6974	-3158.7604											
d	2	MW315	-6633.3272	-2273.8716											
d	2	MW316	-7173.3255	-2645.9145				9.86E-01		2.49E+00					
d	2	MW69	-4343.25	-2074.34	2.46E+00					4.58E+00					1.56E+00

**Individual Well Results for Unfiltered Samples
Residential Use Systemic Toxicity - Hazard Indices**

Area	HU	Location	Admin. East	Admin. North	TCE	1,1-DCE	trans-1,2-DCE	Al	As	Fe	Zn	Bis(2-ethylhexyl)phthalate	cis-1,2-DCE	Uranium	Va
d	2	MW96	-4459.5	-2229.19				1.90E+00	4.58E+00	6.31E+00				6.65E-02	3.48E+00
d	3	MW217	-5080.28	-2760.66	9.67E-01										
d	4	MW104	-6596.77	-3682.88											2.38E+00
d	4	MW70	-4327.95	-2074.66											
d	4	MW71	-4372.93	-2074.16	4.45E+00										1.41E+00
d	5	MW103	-6252.14	-3500.84							5.85E-03				
d	5	MW158	-6957	-991.2	2.35E+00			1.64E-01		1.79E+00			3.96E-01		
d	5	MW159	-6937.1	-989.8	4.05E+00								3.96E-01		
d	5	MW161	-6916.9	-1666.7	1.93E+03					6.31E-01					
d	5	MW188	-7008.8	-2057.1	1.20E+00										
d	5	MW203	-5014.8	-2159.2	2.99E+00			3.62E-01		1.44E+00	9.04E-03				
d	5	MW227	-5769.88	-1240.6	3.14E-01				1.66E+00					4.64E-02	
d	5	MW325	-6100.3002	-2090.9069	1.08E+01										
d	5	MW326	-6185.001	-2430.1134	2.46E+00							3.89E-03	6.03E-01		
d	5	MW327	-7100.8724	-2559.8102	1.68E-01										
d	5	MW328	-7337.476	-1962.3084	2.99E-01						5.42E-03				
d	5	MW329	-7347.443	-1419.371	1.25E-01										
d	5	MW330	-6636.3254	-2206.9108	8.41E-02			8.92E-01		1.52E+00	7.96E-03	7.79E-03			
d	5	MW344	-7450.36	-3566.69				3.18E-01	9.16E-01	1.53E+00					
d	5	MW68	-4357.96	-2074.15	2.86E+00										
d	5	PZ117	-3758.83	-3081.57	8.16E+00								1.44E+00		
d	5	PZ118	-3698.83	-3283.86	5.64E+02										
d	5	W108	-3698.9	-3132.86	1.25E+02								1.05E+00		
d	McN	MW102	-6267.32	-3502.54							3.08E-02				
d	McN	PZ115	-3665.7	-3123.5	2.52E-01										
d	TG	MW314	-7116.6823	-3534.2633											
e	2	MW237	-5196.8058	7328.8451	1.48E-01			3.21E-01	8.31E-01	1.11E+00	2.62E-02				8.21E+00
e	3	MW127	-5664.11	6161.23	1.90E-01										2.65E+00
e	5	MW123	-5661.33	6125.6	9.96E-02										
e	5	MW125	-5662.81	6139.28	1.12E-01		1.24E-01	3.67E-01		4.48E-01	4.91E-03				
e	5	MW134	-8335.0023	3568.93	5.91E+01										
e	5	MW146	-5684.18	13549.15	1.41E-01			4.82E-01	6.64E-01	2.21E+00					
e	5	MW147	-5669.28	13548.69	2.36E-01										
e	5	MW152	-692.64	13136.67	1.29E-01					2.78E-01					
e	5	MW20	-6552.8	4889.55	2.72E+01					8.73E+00	2.58E-02				
e	5	MW201	-4884	10167.4	1.49E+02			1.34E-01					6.82E-01		
e	5	MW202	-5688	7613.2	6.77E+00			1.29E-01		3.67E-01					
e	5	MW233	-5530.1489	7300.335	4.40E+01			2.85E-02		8.62E-02					
e	5	MW234	-5188.172	7205.8238	5.67E+01										
e	5	MW235	-4890.7399	7746.4151	3.24E+01										
e	5	MW236	-5087.7913	7919.9943	7.12E+01										
e	5	MW238	-5197.0581	7505.6366	8.99E+01										
e	5	MW240	-5195.7829	7390.5997	1.01E+02			5.81E-02		1.18E-01					
e	5	MW241	-5203.7909	7346.8579	1.04E+02			7.41E-02		1.37E-01				2.65E-01	
e	5	R113	-7192.8	4336.15	2.69E+01			5.27E-02		2.10E-01	1.31E-02				
e	5	TVA D-03	-4425	12235	2.52E-01										
e	5	TVA D-09	-4750	15200						3.63E+00	1.27E-02				
e	5	TVA D-14	-2790	12825	4.21E-01					2.67E+00	1.95E-02				
e	5	TVA D-24	-810	14025											
e	5	TVA D-27	-725	13110											
e	McN	MW121	-5677.65	6161.53	1.06E-01			3.23E+00		1.92E+01	4.31E-02			1.10E-01	2.98E+00
e	McN	MW239	-5203.6499	7330.3964	9.17E-02			2.56E+00	2.70E+00	1.31E+01	4.51E-02			1.80E-01	9.04E+00
e	McN	TVA D-25	-2040	13740				1.00E-01		2.79E+00					
f	2	MW128	1883.08	746.17	1.15E-01			1.07E+00	1.61E+00	8.57E+00					7.65E+00
f	4	MW149	3214.11	5754.34				4.62E-01		9.09E-01	1.39E-02				1.16E+00

Individual Well Results for Unfiltered Samples
Residential Use Systemic Toxicity - Hazard Indices

Area	HU	Location	Admin. East	Admin. North	TCE	1,1-DCE	trans-1,2-DCE	Al	As	Fe	Zn	Bis(2-ethylhexyl)phthalate	cis-1,2-DCE	Uranium	Va
f	4	MW193	515.8	3064.9	5.77E+00			3.11E+00	1.68E+00	1.08E+01	2.62E-02				2.55E+00
f	5	MW124	1879.15	726.38	6.17E+01					2.04E+00			1.34E-01		
f	5	MW126	1881.49	736.67	2.03E+01										
f	5	MW144	-770.1	369.58	2.32E+01	1.32E-01					6.00E-03		9.41E-01		9.15E-01
f	5	MW145	-768.84	383.32	3.77E+01	8.81E-02							1.09E+00		7.41E-01
f	5	MW148	3289.83	5755.06	3.77E+00				7.60E-01		6.49E-03				
f	5	MW258	-745.654	-1643.2484	1.75E+02						1.30E-02				
f	5	MW283	599.2737	903.2568	6.13E+01										
f	5	MW284	1589.9994	913.4824	1.26E+02										
f	5	MW288	1564.9368	679.0144	1.30E+02			6.95E-02							
f	5	MW291	1699.8141	968.887	8.37E+01					8.70E-01					
f	5	MW292	924.0336	33.1863	1.03E+02										
f	5	MW293	1802.403	839.0142	1.47E+02										
f	5	MW294	1790.398	842.7724	1.58E+02										
f	5	MW352	-530.83	-1189.73	6.90E+01	1.10E+00						1.09E-01			
f	McN	MW122	1876.17	717.07							2.57E-02				
g	2	MW143	-12156.05	6513.64							8.58E-03				1.26E+00
g	2	MW195	-10193.4	1861.1				1.49E-01							
g	5	MW106	-8438.9	990.93	8.41E-02			4.78E-01	5.72E-01	1.77E+00					
g	5	MW141	-12173.02	6544.69						5.24E-01					
g	5	MW142	-12162.53	6529.75							2.25E-02				
g	5	MW194	-10177.5	1865.6	8.41E-02			2.32E-01		7.56E-01					
g	5	MW199	-10076.6	10090.1				9.61E-02		6.95E-01	2.44E-02				
g	5	R5	-8109.4	5527.07							1.18E+00				
g	McN	MW140	-12179.19	6558.48					5.53E-01						
h	5	MW100	4900	7200	1.69E-01					1.29E+00		1.19E-01			
h	5	MW150	4782.26	2215				6.74E-02	6.92E-01	3.33E+00			1.91E-01	1.04E+00	
h	5	MW191	2597.4	600.3				1.55E-01							
h	McN	MW120	-1489.08	-5880.16											
h	TG	MW129	-1485.42	-5912.73											7.49E+00
h	TG	MW130	-1483.89	-5924.02											
h	TG	MW131	-1481.41	-5938.94											
h	TG	MW151	4208.2	-613.57											
i	1	MW182	-3027.4	3107.2	4.38E-01			5.84E-01	8.02E+00	8.85E+00	9.20E-03		1.31E+01	1.98E+00	
i	2	MW16	-2899.11	3088.57	1.15E-01						7.21E-02				
i	2	MW174	-5307.2	1021.2	1.06E-01			5.15E-01		5.36E-01					1.49E+00
i	2	MW198	-6163	2874.8									2.21E-01	1.45E+00	
i	2	PZ279	-3171.0518	5355.8065											
i	2	PZ281	-3160.8879	5999.9403											
i	3	MW138	-1734.38	9163.18				1.72E-01						1.77E-01	
i	3	MW17	-2811.66	4149.22							3.72E-02		2.72E-01	3.99E+00	
i	3	MW18	-2354.58	4213.97					1.42E+00	1.06E+00				3.37E+00	
i	3	MW180	-2494.2	4627	2.04E+00			8.86E-01	7.26E-01	2.18E+00	1.13E-02		2.27E-01	1.78E+00	
i	3	MW19	-2964.46	4470.12						7.18E-01	1.29E-01				
i	4	MW353	-3311.97	2599.3	6.73E-02										
i	5	MW132	-559.79	6192.35							3.86E-02				
i	5	MW135	-1520.05	9137.28	1.40E-01								7.47E-02		
i	5	MW137	-1726.75	9150.86	1.31E-01										
i	5	MW139	-576.59	6189.67	1.67E-01										
i	5	MW173	-5290	1020.3	1.15E-01			3.33E-01		8.86E-01	4.82E-03				
i	5	MW179	-2516.5	4627.9	3.23E-01			9.70E-02		4.00E-01	1.31E-02				1.14E+00
i	5	MW181	-3042.8	3107.3	8.41E-02			1.12E+00	9.52E-01	2.67E+00	1.62E-02				8.73E-01
i	5	MW197	-6162.5	2863.1	1.01E+00			1.15E+00	9.98E-01	1.45E+00	6.72E-03				1.99E+00
i	5	MW200	-4823.9	4443.3	1.11E-01			7.44E-02		4.76E-01					
i	5	MW21	-4896.71	1749.85											

**Individual Well Results for Unfiltered Samples
Residential Use Systemic Toxicity - Hazard Indices**

Area	HU	Location	Admin. East	Admin. North	TCE	1,1-DCE	trans-1,2-DCE	Al	As	Fe	Zn	Bis(2-ethylhexyl)phthalate	cis-1,2-DCE	Uranium	Va
i	5	MW220	-2822.84	3279.19				1.22E-01	2.72E+00	9.34E-01					
i	5	MW221	-2784.92	3863.68	3.75E-01										
i	5	MW222	-2563.11	3659.61	3.28E-02					2.04E+00	1.03E-02				
i	5	MW223	-2725.63	3719.99	8.41E-02					3.80E-01	1.00E-02				
i	5	MW224	-2467.33	3627.71	2.81E-01										
i	5	MW225	-2634.42	3323.37											
i	5	MW263	-2760.5953	4551.9705	7.14E-01					4.74E-01					1.07E+00
i	5	MW264	-2239.6467	4639.9052	1.59E-01			4.79E-01		4.46E-01	1.84E-02				
i	5	MW265	-1888.7015	4409.7626	2.03E-01					1.55E+00	1.56E-02				
i	5	MW266	-2259.7364	4639.9041	2.59E-01			7.42E-02		1.17E+00	3.07E-02				1.11E+00
i	5	MW267	-2819.732	3264.7354						8.02E-01					
i	5	MW268	-3103.0242	6472.4806						7.00E-01	2.02E-02	2.46E-02			
i	5	MW269	-3112.9825	6472.6672	8.41E-02							1.95E-03			
i	5	MW270	-2713.0965	6513.5114					5.81E-01	2.12E+00					
i	5	MW271	-2703.2775	6514.5772						1.10E+00					
i	5	MW272	-2253.8761	6598.4451				3.22E-01	8.92E-01	3.97E+00	2.10E-02				
i	5	MW273	-2244.5718	6598.115					1.36E+00	2.49E+00					
i	5	MW274	-2205.704	6169.957					2.52E+00	3.09E+01		2.73E-03			
i	5	MW275	-2195.9653	6170.9954						1.38E+00		3.11E-03			
i	5	MW276	-3107.1927	4470.7368	2.31E+00				6.94E-01	2.61E+00	2.28E-02				
i	5	MW277	-3117.1112	4469.6034	2.63E+00										
i	5	MW353	-3311.97	2599.3	1.68E-02										
i	5	MW38	-2946.04	3731.8601	2.84E-01										
i	5	MW39	-2947.0501	3947.77	8.41E-02										1.24E+00
i	5	MW40	-2940.3	3961.19	8.41E-02										
i	5	MW41	-2871.23	4087.52	1.81E+00						6.00E-03				
i	5	MW42	-2391.85	4539.32	8.41E-02										9.31E-01
i	5	MW43	-1872	4199.93	1.76E-01										
i	5	MW44	-2259	3848.04	2.78E+00										
i	5	MW98	-3281.31	7397.46	1.59E-01			3.25E+00	1.55E+00	9.63E+00	1.34E-02				4.63E+00
i	5	MW99	1842.46	6826.71	3.36E-01										
i	McN	MW133	-1715.66	9124.7											2.02E+00
j	5	TVA D-05	-7175	14860				5.26E-01		2.29E+00					
j	5	TVA D-08	-3980	14035					1.35E+00						1.53E+00
j	5	TVA D-13	-1060	16100					2.01E+00						
j	5	TVA D-30	-1400	17140											2.08E+00
j	McN	TVA D-07	-3226	17314				1.37E-01	1.89E+01						
j	McN	TVA D-23	-1400	15340											
k	EOC	MW305	-9121.6763	-6929.7942											
k	EOC	MW307	-8785.3952	-6208.0493											
k	EOC	MW309	-9059.2821	-4925.2	8.41E-02					1.52E+00					
k	TG	MW184	-7386.9	-3997.3					4.65E+00	1.14E+01					1.70E+00
k	TG	MW196	-4977.8	-7987.3	1.53E-01			3.53E-01		1.52E+00	7.40E-03				1.49E+00
k	TG	MW300	-7898.2689	-4203.5489	9.21E+00	8.20E+00		1.58E+00	5.92E-01	8.49E+01	2.04E-01		1.08E+02	1.93E-01	1.45E+00
k	TG	MW301	-7582.7028	-4128.0632	1.61E-01			1.05E-01		2.71E+01			1.11E+00	8.98E-02	
k	TG	MW302	-8066.6439	-3714.1996				8.25E-02			5.16E-03				
k	TG	MW306	-8795.6706	-6517.7641											
k	TG	MW310	-9158.5394	-5074.467				5.13E-01		1.20E+00					
k	TG	MW311	-8963.3563	-5293.5772											
k	TG	MW317	-8399.0538	-3377.3589											
k	TG	MW318	-8589.4155	-3378.001		1.98E+01									

Individual Well Results for Unfiltered Samples
Residential Use Systemic Toxicity - Hazard Indices

Area	HU	Location	Admin. East	Admin. North	Chloroform	Mn	Ba	PCE	Cr	Carbon tet.	Fluoride	Se	Cd	Ethylbenzene
a	2	011-008	-4030	-1721.15										
a	2	040-001	-4050.64	-1149.2										
a	2	203-001	-4405.44	-1150.5										
a	2	400-003	-4230.77	-1189.5										
a	2	400-016	-4189.98	-1745.17										
a	2	400-017	-4344.09	-1819.47										
a	2	400-025	-4050.69	-1482.59										
a	2	400-026	-4099.79	-1553.53										
a	2	400-027	-3963.87	-1798.28										
a	2	400-063	-4051.13	-1384.91										
a	2	MW157	-4025.7	-1688.6										
a	2	MW219	-4481.4	-1917.3	6.48E-01									
a	4	MW156	-4025.7	-1703.7		1.14E+00								
a	5	MW155	-4025	-1669.4	9.97E-02		1.54E-01	2.91E+00						
a	5	MW175	-4379.1	-1428.3		6.58E-01	3.69E-01		1.30E+01	1.02E+02				
a	5	MW178	-4073.6	-1216.2		1.42E-01					7.95E+00			
a	5	MW341	-3938.343	-1061.1343						1.36E+02				
a	5	MW342	-4404.5028	-1289.6997										
a	5	MW343	-4403.9677	-1083.6767										
b	2	MW154	-6225.48	-810.29							8.17E-01	2.12E-01		
b	2	MW170	-5557.6	-175.8		4.19E-01								
b	2	MW171	-5418.4	-471.5							4.97E-01			
b	2	MW172	-5977.9	-192.2										
b	2	MW186	-6581.3	952.6		4.13E-01	2.54E-01		1.26E+00		1.56E-01		1.33E+00	1.94E-03
b	2	MW187	-6854.5	964.4		2.27E-01	1.22E-01		2.35E+00		3.20E-01		1.27E+00	
b	2	MW190	-6951.6	237.9		2.97E-01	1.85E-01							
b	2	MW2	-5422	-688										
b	2	MW246	-7447.6953	1345.1263		7.98E-02	8.63E-02							
b	2	MW47	-5871.99	-1070.29										
b	2	MW57	-6194.01	-810.89		1.30E+00								
b	2	MW64	-7235.37	880.24			1.93E-01		1.80E+00		6.86E-01	8.77E-02		
b	2	MW85	-5960.21	-804.8									6.94E-01	
b	2	MW88	-5809.9	-805.09										
b	2	MW91	-5660.38	-804.6					2.34E+00				7.10E-01	
b	2	MW94	-5979.52	-1028.64										
b	2	PZ334	-6189.98	-1015.64										
b	2	PZ336	-6137.17	-939.6										
b	2	PZ74	-6152.39	-826.91							4.53E-01			
b	5	EW230	-7301.4916	1405.8063										
b	5	MW169	-5558	-191.4		3.58E+00	3.16E-01							
b	5	MW185	-6601.9	952.9	1.55E-01	1.87E-01	9.59E-02	2.40E-02	3.85E+00	1.36E+01			1.31E+00	
b	5	MW22	-6219.97	1525.18										
b	5	MW226	-5740.41	-1241.06					1.37E+00					
b	5	MW242	-7083.2794	1678.9796		9.85E-01	1.54E-01		2.29E+00					
b	5	MW243	-7382.0265	1681.4026					1.65E+00					
b	5	MW244	-7589.0791	1467.5042										
b	5	MW245	-7397.5537	1119.219		1.33E+00					5.24E-01			
b	5	MW248	-7376.716	1385.4221					1.52E+00	2.29E-01				
b	5	MW249	-7432.4541	1357.752		5.85E+00	1.93E-01							
b	5	MW250	-7431.7846	1396.3409										
b	5	MW257	-5972.207	442.3827		1.56E+00	1.36E+00							
b	5	MW261	-5979.2011	442.1934		3.73E-01								
b	5	MW262	-5378.4612	86.9847		2.53E+00	2.13E-01							
b	5	MW333	-6210	-1040		3.87E+00					3.53E-01			
b	5	MW337	-6263.0825	-849.6193		3.13E+00								

Individual Well Results for Unfiltered Samples
Residential Use Systemic Toxicity - Hazard Indices

Area	HU	Location	Admin. East	Admin. North	Chloroform	Mn	Ba	PCE	Cr	Carbon tet.	Fluoride	Se	Cd	Ethylbenzene
b	5	MW338	-6212.9523	-898.0215		1.64E+00					4.53E-01			
b	5	MW339	-6468.5	663.2		2.83E+00					7.84E-01			
b	5	MW340	-6165.4	665.5		3.28E-01					7.40E-01			
b	5	MW46	-5881.63	-1069.22		3.87E-01								
b	5	MW48	-6197.46	-1060.99		2.19E-01								
b	5	MW50	-6322.26	-974.47		3.17E-01								
b	5	MW51	-6325.5	-883.14		6.99E-01								
b	5	MW52	-6691.91	-67.56		2.71E-01								
b	5	MW53	-6501.71	240.33		2.70E-01						6.32E+00		
b	5	MW54	-6927.14	238.69		1.11E+00								
b	5	MW63	-7235.74	895.26					7.00E+00					
b	5	MW65	-7234.91	865.12										
b	5	MW66	-6872.62	978.57	6.98E-01			3.03E+00	1.24E+00	1.02E+01				
b	5	MW67	-6134.48	-755.36							4.53E-01			
b	5	MW84	-5975.23	-804.2									8.25E-01	
b	5	MW86	-5945.24	-804.9										
b	5	MW87	-5825.09	-804.98										
b	5	MW89	-5795.14	-804.13									1.09E+00	
b	5	MW90	-5675.22	-803.46										
b	5	MW92	-5645	-805.26										
b	5	MW93	-5994.81	-1028.57										
b	5	MW95	-5964.22	-1028.61										
b	McN	MW247	-7445.6977	1360.1469										
c	2	MW164	-2034.2	-1415.6										
c	2	MW167	-4822.5	-908.7		2.50E-01								
c	3	MW166	-3152.3	893.3	5.98E-01									
c	4	PZ107	-3681.93	-3571.32										
c	5	MW163	-2041	-1400.8		1.14E-01	1.52E-01							
c	5	MW165	-3135.7	898.3	1.25E-01									
c	5	MW168	-4822.5	-924.8		3.71E-01			1.28E+02					
c	5	MW205	-4360.3	-364.1		1.02E+00	1.59E-01		2.77E+01					
c	5	MW206	-2924.5	-1504.8										
c	5	MW255	-1510.2777	-2230.289		4.89E-01	1.39E-01		2.40E+00					
c	5	MW256	-1596.7664	-1896.4091			1.32E-01							
c	5	MW260	-1982.1832	-786.0092		5.56E-01	1.54E-01							
d	2	MW160	-6945.9	-971.9							6.12E-01	2.73E-01		
d	2	MW162	-6886.2	-1666.8		2.46E-01								
d	2	MW189	-6997.6	-2057.3										
d	2	MW204	-5014.1	-2148.1			1.91E-01							
d	2	MW207	-4636	-2432		5.38E-01	2.82E-01							
d	2	MW208	-4704	-2298			2.51E-01							
d	2	MW209	-4769	-2600		3.87E-01	3.44E-01							
d	2	MW212	-4171.88	-2041.46										
d	2	MW213	-4290.2	-2233.9										
d	2	MW214	-4565.38	-2602.06								1.05E-01		
d	2	MW215	-3905.7	-2301.2										
d	2	MW216	-4452.2	-3235.2		2.29E+00								
d	2	MW218	-5090.38	-2626.16			7.24E-01							
d	2	MW303	-7461.2255	-3559.8958		1.18E+01					4.97E-01			
d	2	MW304	-6118.8227	-2158.6852		1.12E+00	2.51E-01							
d	2	MW312	-7017.8719	-3231.1895		3.65E-01								
d	2	MW313	-7203.6974	-3158.7604										
d	2	MW315	-6633.3272	-2273.8716		5.53E-01								
d	2	MW316	-7173.3255	-2645.9145		1.02E+00								
d	2	MW69	-4343.25	-2074.34		8.94E+00	8.56E-01							

Individual Well Results for Unfiltered Samples
Residential Use Systemic Toxicity - Hazard Indices

Area	HU	Location	Admin. East	Admin. North	Chloroform	Mn	Ba	PCE	Cr	Carbon tet.	Fluoride	Se	Cd	Ethylbenzene
d	2	MW96	-4459.5	-2229.19		3.45E+00	3.27E-01				3.53E-01		1.82E+00	1.18E+00
d	3	MW217	-5080.28	-2760.66		1.00E+00	1.62E-01							
d	4	MW104	-6596.77	-3682.88		3.23E-01								
d	4	MW70	-4327.95	-2074.66										1.94E+00
d	4	MW71	-4372.93	-2074.16			2.12E-01	3.16E-02	4.90E+00					
d	5	MW103	-6252.14	-3500.84										
d	5	MW158	-6957	-991.2		2.22E+00	1.95E-01							
d	5	MW159	-6937.1	-989.8		4.09E-01			2.26E+00					
d	5	MW161	-6916.9	-1666.7		1.21E-01								
d	5	MW188	-7008.8	-2057.1										
d	5	MW203	-5014.8	-2159.2		1.11E+00	1.63E-01							
d	5	MW227	-5769.88	-1240.6					1.50E+00					
d	5	MW325	-6100.3002	-2090.9069		2.49E+00	1.57E-01							
d	5	MW326	-6185.001	-2430.1134		3.90E+00	1.48E-01							
d	5	MW327	-7100.8724	-2559.8102		1.38E+00								
d	5	MW328	-7337.476	-1962.3084		1.29E+00								
d	5	MW329	-7347.443	-1419.371		1.40E+00	1.31E-01							
d	5	MW330	-6636.3254	-2206.9108		4.15E+00	3.04E-01				5.70E-01			
d	5	MW344	-7450.36	-3566.69		7.84E-01								
d	5	MW68	-4357.96	-2074.15										
d	5	PZ117	-3758.83	-3081.57										
d	5	PZ118	-3698.83	-3283.86										
d	5	W108	-3698.9	-3132.86										
d	McN	MW102	-6267.32	-3502.54										
d	McN	PZ115	-3665.7	-3123.5										
d	TG	MW314	-7116.6823	-3534.2633										
e	2	MW237	-5196.8058	7328.8451		9.38E-02	3.30E-01				6.07E-01			
e	3	MW127	-5664.11	6161.23			5.62E-01				5.08E-01			
e	5	MW123	-5661.33	6125.6		3.27E-01	1.42E-01							
e	5	MW125	-5662.81	6139.28										
e	5	MW134	-8335.0023	3568.93		2.95E-01								
e	5	MW146	-5684.18	13549.15		1.54E-01								
e	5	MW147	-5669.28	13548.69										
e	5	MW152	-692.64	13136.67		2.14E-01	8.45E-02						1.34E+00	
e	5	MW20	-6552.8	4889.55		1.07E-01					1.57E-01		1.36E+00	
e	5	MW201	-4884	10167.4		2.25E-01	1.06E-01				2.91E-01			
e	5	MW202	-5688	7613.2		2.03E-01	7.31E-02							
e	5	MW233	-5530.1489	7300.335		7.32E-02								
e	5	MW234	-5188.172	7205.8238		4.86E-02								
e	5	MW235	-4890.7399	7746.4151										
e	5	MW236	-5087.7913	7919.9943										
e	5	MW238	-5197.0581	7505.6366										
e	5	MW240	-5195.7829	7390.5997		5.35E-02								
e	5	MW241	-5203.7909	7346.8579		7.63E-02	1.05E-01							
e	5	R113	-7192.8	4336.15										
e	5	TVA D-03	-4425	12235										
e	5	TVA D-09	-4750	15200		8.83E+00								
e	5	TVA D-14	-2790	12825		2.59E+00								
e	5	TVA D-24	-810	14025		9.25E-01								
e	5	TVA D-27	-725	13110		1.58E+00	4.80E-01							
e	McN	MW121	-5677.65	6161.53		2.03E+00	2.36E-01		3.38E+00				3.18E+00	
e	McN	MW239	-5203.6499	7330.3964		6.85E-01					3.44E-01			
e	McN	TVA D-25	-2040	13740							4.30E-01			
f	2	MW128	1883.08	746.17		1.15E-01								
f	4	MW149	3214.11	5754.34					7.02E+00					

Individual Well Results for Unfiltered Samples
Residential Use Systemic Toxicity - Hazard Indices

Area	HU	Location	Admin. East	Admin. North	Chloroform	Mn	Ba	PCE	Cr	Carbon tet.	Fluoride	Se	Cd	Ethylbenzene
f	4	MW193	515.8	3064.9		2.13E+00	5.17E-01		6.65E+00					
f	5	MW124	1879.15	726.38		5.61E-01	1.52E-01		7.44E+00					
f	5	MW126	1881.49	736.67		1.65E-01			5.24E+00					
f	5	MW144	-770.1	369.58			7.77E-02		3.47E+00	1.70E-01			5.79E+00	
f	5	MW145	-768.84	383.32			1.17E-01		1.85E+00	5.10E-01			1.51E+00	
f	5	MW148	3289.83	5755.06		1.13E-01			3.76E+00					
f	5	MW258	-745.654	-1643.2484		3.88E-01	4.73E-01		1.46E+00					
f	5	MW283	599.2737	903.2568			1.17E-01							
f	5	MW284	1589.9994	913.4824		1.05E-01	1.67E-01		7.54E+00					
f	5	MW288	1564.9368	679.0144		9.43E-02	1.63E-01		6.78E+00					
f	5	MW291	1699.8141	968.887		4.37E-01	1.49E-01		9.62E+00					
f	5	MW292	924.0336	33.1863		9.82E-02			2.59E+00					
f	5	MW293	1802.403	839.0142		2.57E-01	1.24E-01		5.63E+00					
f	5	MW294	1790.398	842.7724		2.47E-01	1.38E-01		7.71E+00					
f	5	MW352	-530.83	-1189.73										
f	McN	MW122	1876.17	717.07			1.68E-01							
g	2	MW143	-12156.05	6513.64		2.03E+00								
g	2	MW195	-10193.4	1861.1		1.79E-01								
g	5	MW106	-8438.9	990.93		2.59E-01								
g	5	MW141	-12173.02	6544.69					7.44E+00					
g	5	MW142	-12162.53	6529.75										
g	5	MW194	-10177.5	1865.6										
g	5	MW199	-10076.6	10090.1		1.93E-01							1.82E+00	
g	5	R5	-8109.4	5527.07										
g	McN	MW140	-12179.19	6558.48										
h	5	MW100	4900	7200										
h	5	MW150	4782.26	2215		1.03E-01	1.19E-01		3.34E+00					
h	5	MW191	2597.4	600.3										
h	McN	MW120	-1489.08	-5880.16						3.54E-01				
h	TG	MW129	-1485.42	-5912.73		7.86E-01								
h	TG	MW130	-1483.89	-5924.02										
h	TG	MW131	-1481.41	-5938.94						3.17E+00				
h	TG	MW151	4208.2	-613.57						3.22E-01				
i	1	MW182	-3027.4	3107.2		6.80E+00	6.31E-01		9.82E+00				2.32E+00	
i	2	MW16	-2899.11	3088.57			1.53E-01		4.09E-01					
i	2	MW174	-5307.2	1021.2		1.37E-01								
i	2	MW198	-6163	2874.8					7.95E-01					
i	2	PZ279	-3171.0518	5355.8065	2.49E-01									
i	2	PZ281	-3160.8879	5999.9403	1.20E+00									
i	3	MW138	-1734.38	9163.18		2.14E-01								
i	3	MW17	-2811.66	4149.22		1.82E-01				6.17E-01				
i	3	MW18	-2354.58	4213.97	9.97E-02	2.76E+00				1.02E+00			9.76E-01	
i	3	MW180	-2494.2	4627		5.84E-01	1.54E-01		2.06E+00	3.75E-01				
i	3	MW19	-2964.46	4470.12			1.08E-01							
i	4	MW353	-3311.97	2599.3										
i	5	MW132	-559.79	6192.35						3.31E-01				
i	5	MW135	-1520.05	9137.28										
i	5	MW137	-1726.75	9150.86										
i	5	MW139	-576.59	6189.67										
i	5	MW173	-5290	1020.3		1.72E-01								
i	5	MW179	-2516.5	4627.9		1.29E-01		2.53E-02						2.23E-03
i	5	MW181	-3042.8	3107.3	3.79E-03	6.93E+00	1.63E-01		2.43E+01				4.75E-01	
i	5	MW197	-6162.5	2863.1		3.00E-01	2.05E-01		1.49E+00					
i	5	MW200	-4823.9	4443.3		6.73E-02	1.09E-01							
i	5	MW21	-4896.71	1749.85		2.34E-01								

Individual Well Results for Unfiltered Samples
Residential Use Systemic Toxicity - Hazard Indices

Area	HU	Location	Admin. East	Admin. North	Chloroform	Mn	Ba	PCE	Cr	Carbon tet.	Fluoride	Se	Cd	Ethylbenzene
i	5	MW220	-2822.84	3279.19			1.05E-01		2.21E+00		5.34E-01			
i	5	MW221	-2784.92	3863.68	3.64E-03		1.18E-01		2.29E+00					
i	5	MW222	-2563.11	3659.61	3.64E-03		1.62E-01	1.26E-02	1.16E+00					
i	5	MW223	-2725.63	3719.99			1.07E-01		1.36E+00					
i	5	MW224	-2467.33	3627.71	2.89E-03		1.16E-01							
i	5	MW225	-2634.42	3323.37										
i	5	MW263	-2760.5953	4551.9705	3.14E-03	2.32E-01			1.27E+01					
i	5	MW264	-2239.6467	4639.9052	3.04E-03	1.94E-01		9.73E-04						
i	5	MW265	-1888.7015	4409.7626	2.44E-03	2.49E-01	1.09E-01		1.02E+01					
i	5	MW266	-2259.7364	4639.9041	2.44E-03	1.69E-01		8.72E-04	1.75E+01					
i	5	MW267	-2819.732	3264.7354					1.54E+01					
i	5	MW268	-3103.0242	6472.4806										
i	5	MW269	-3112.9825	6472.6672		7.15E-01			4.26E+00					
i	5	MW270	-2713.0965	6513.5114			7.35E-02		4.53E+01					
i	5	MW271	-2703.2775	6514.5772					1.29E+02					
i	5	MW272	-2253.8761	6598.4451		3.04E+00	1.55E-01							
i	5	MW273	-2244.5718	6598.115		1.09E+00	1.29E-01		7.27E+01					
i	5	MW274	-2205.704	6169.957			1.25E-01		2.86E+02					
i	5	MW275	-2195.9653	6170.9954			1.09E-01		1.85E+02					
i	5	MW276	-3107.1927	4470.7368			1.33E-01		3.18E+01					
i	5	MW277	-3117.1112	4469.6034		1.60E-01	1.09E-01		3.58E+00					
i	5	MW353	-3311.97	2599.3										
i	5	MW38	-2946.04	3731.8601										
i	5	MW39	-2947.0501	3947.77			1.51E-01				3.31E-01			
i	5	MW40	-2940.3	3961.19										
i	5	MW41	-2871.23	4087.52							4.28E-02			
i	5	MW42	-2391.85	4539.32	4.99E-02		7.28E-02							
i	5	MW43	-1872	4199.93	9.97E-02									
i	5	MW44	-2259	3848.04										
i	5	MW98	-3281.31	7397.46		2.94E+00	4.13E-01		1.66E+00					
i	5	MW99	1842.46	6826.71										
i	McN	MW133	-1715.66	9124.7		1.08E+00								
j	5	TVA D-05	-7175	14860		6.66E-01								
j	5	TVA D-08	-3980	14035										
j	5	TVA D-13	-1060	16100		6.49E-01								
j	5	TVA D-30	-1400	17140		8.27E+00								
j	McN	TVA D-07	-3226	17314										
j	McN	TVA D-23	-1400	15340		4.50E+00								
k	EOC	MW305	-9121.6763	-6929.7942							5.30E-01			
k	EOC	MW307	-8785.3952	-6208.0493										
k	EOC	MW309	-9059.2821	-4925.2		6.97E-01								
k	TG	MW184	-7386.9	-3997.3		8.50E+00	2.42E-01						2.42E+00	
k	TG	MW196	-4977.8	-7987.3		1.13E-01								
k	TG	MW300	-7898.2689	-4203.5489		3.36E+01								
k	TG	MW301	-7582.7028	-4128.0632		1.50E+01					3.99E-01			
k	TG	MW302	-8066.6439	-3714.1996		1.17E-01					7.06E-01			
k	TG	MW306	-8795.6706	-6517.7641										
k	TG	MW310	-9158.5394	-5074.467		1.06E+00					3.31E-01			
k	TG	MW311	-8963.3563	-5293.5772							5.30E-01			
k	TG	MW317	-8399.0538	-3377.3589			2.40E-01				6.62E-01			
k	TG	MW318	-8589.4155	-3378.001										

Individual Well Results for Unfiltered Samples
Residential Use Systemic Toxicity - Hazard Indices

Area	HU	Location	Admin. East	Admin. North	2,4-Dimethylphenol	Dimethylbenzene	Benzene	Chloroethane	Isophorone	Di-n-butyl phthalate	Ni	1,2-DCE	Tin
a	2	011-008	-4030	-1721.15									
a	2	040-001	-4050.64	-1149.2									
a	2	203-001	-4405.44	-1150.5									
a	2	400-003	-4230.77	-1189.5									
a	2	400-016	-4189.98	-1745.17									
a	2	400-017	-4344.09	-1819.47									
a	2	400-025	-4050.69	-1482.59									
a	2	400-026	-4099.79	-1553.53									
a	2	400-027	-3963.87	-1798.28									
a	2	400-063	-4051.13	-1384.91									
a	2	MW157	-4025.7	-1688.6									
a	2	MW219	-4481.4	-1917.3									
a	4	MW156	-4025.7	-1703.7									
a	5	MW155	-4025	-1669.4									
a	5	MW175	-4379.1	-1428.3									
a	5	MW178	-4073.6	-1216.2									
a	5	MW341	-3938.343	-1061.1343									
a	5	MW342	-4404.5028	-1289.6997									
a	5	MW343	-4403.9677	-1083.6767									
b	2	MW154	-6225.48	-810.29									
b	2	MW170	-5557.6	-175.8									
b	2	MW171	-5418.4	-471.5									
b	2	MW172	-5977.9	-192.2									
b	2	MW186	-6581.3	952.6	1.13E-01	1.82E-03	1.95E+00	2.60E-01	2.21E-03	4.62E-04			
b	2	MW187	-6854.5	964.4						3.39E-04	4.69E+00	7.69E-01	
b	2	MW190	-6951.6	237.9									
b	2	MW2	-5422	-688									
b	2	MW246	-7447.6953	1345.1263									
b	2	MW47	-5871.99	-1070.29									
b	2	MW57	-6194.01	-810.89									
b	2	MW64	-7235.37	880.24						7.55E-04			2.91E-03
b	2	MW85	-5960.21	-804.8									
b	2	MW88	-5809.9	-805.09									
b	2	MW91	-5660.38	-804.6									
b	2	MW94	-5979.52	-1028.64									
b	2	PZ334	-6189.98	-1015.64									
b	2	PZ336	-6137.17	-939.6									
b	2	PZ74	-6152.39	-826.91									
b	5	EW230	-7301.4916	1405.8063									
b	5	MW169	-5558	-191.4									
b	5	MW185	-6601.9	952.9									3.69E-03
b	5	MW22	-6219.97	1525.18									
b	5	MW226	-5740.41	-1241.06									
b	5	MW242	-7083.2794	1678.9796									
b	5	MW243	-7382.0265	1681.4026									
b	5	MW244	-7589.0791	1467.5042									
b	5	MW245	-7397.5537	1119.219									
b	5	MW248	-7376.716	1385.4221									
b	5	MW249	-7432.4541	1357.752									
b	5	MW250	-7431.7846	1396.3409									
b	5	MW257	-5972.207	442.3827									
b	5	MW261	-5979.2011	442.1934									
b	5	MW262	-5378.4612	86.9847									
b	5	MW333	-6210	-1040									
b	5	MW337	-6263.0825	-849.6193									

Individual Well Results for Unfiltered Samples
Residential Use Systemic Toxicity - Hazard Indices

Area	HU	Location	Admin. East	Admin. North	2,4-Dimethylphenol	Dimethylbenzene	Benzene	Chloroethane	Isophorone	Di-n-butyl phthalate	Ni	1,2-DCE	Tin
b	5	MW338	-6212.9523	-898.0215									
b	5	MW339	-6468.5	663.2									
b	5	MW340	-6165.4	665.5									
b	5	MW46	-5881.63	-1069.22									
b	5	MW48	-6197.46	-1060.99									
b	5	MW50	-6322.26	-974.47									
b	5	MW51	-6325.5	-883.14									
b	5	MW52	-6691.91	-67.56									
b	5	MW53	-6501.71	240.33									
b	5	MW54	-6927.14	238.69									
b	5	MW63	-7235.74	895.26									
b	5	MW65	-7234.91	865.12									2.01E-03
b	5	MW66	-6872.62	978.57									
b	5	MW67	-6134.48	-755.36									
b	5	MW84	-5975.23	-804.2									
b	5	MW86	-5945.24	-804.9									
b	5	MW87	-5825.09	-804.98									
b	5	MW89	-5795.14	-804.13									
b	5	MW90	-5675.22	-803.46									
b	5	MW92	-5645	-805.26									
b	5	MW93	-5994.81	-1028.57									
b	5	MW95	-5964.22	-1028.61									
b	McN	MW247	-7445.6977	1360.1469									
c	2	MW164	-2034.2	-1415.6									
c	2	MW167	-4822.5	-908.7									
c	3	MW166	-3152.3	893.3			2.50E-01						
c	4	PZ107	-3681.93	-3571.32									
c	5	MW163	-2041	-1400.8									
c	5	MW165	-3135.7	898.3									
c	5	MW168	-4822.5	-924.8									
c	5	MW205	-4360.3	-364.1									
c	5	MW206	-2924.5	-1504.8									
c	5	MW255	-1510.2777	-2230.289									
c	5	MW256	-1596.7664	-1896.4091									
c	5	MW260	-1982.1832	-786.0092									
d	2	MW160	-6945.9	-971.9									
d	2	MW162	-6886.2	-1666.8									
d	2	MW189	-6997.6	-2057.3									
d	2	MW204	-5014.1	-2148.1									
d	2	MW207	-4636	-2432									
d	2	MW208	-4704	-2298									
d	2	MW209	-4769	-2600									
d	2	MW212	-4171.88	-2041.46									
d	2	MW213	-4290.2	-2233.9									
d	2	MW214	-4565.38	-2602.06									
d	2	MW215	-3905.7	-2301.2									
d	2	MW216	-4452.2	-3235.2									
d	2	MW218	-5090.38	-2626.16									
d	2	MW303	-7461.2255	-3559.8958									
d	2	MW304	-6118.8227	-2158.6852									
d	2	MW312	-7017.8719	-3231.1895									
d	2	MW313	-7203.6974	-3158.7604									
d	2	MW315	-6633.3272	-2273.8716									
d	2	MW316	-7173.3255	-2645.9145									
d	2	MW69	-4343.25	-2074.34									

Individual Well Results for Unfiltered Samples
Residential Use Systemic Toxicity - Hazard Indices

Area	HU	Location	Admin. East	Admin. North	2,4-Dimethylphenol	Dimethylbenzene	Benzene	Chloroethane	Isophorone	Di-n-butyl phthalate	Ni	1,2-DCE	Tin
d	2	MW96	-4459.5	-2229.19		1.86E-01	1.25E+00						
d	3	MW217	-5080.28	-2760.66									
d	4	MW104	-6596.77	-3682.88									
d	4	MW70	-4327.95	-2074.66		5.55E-01							
d	4	MW71	-4372.93	-2074.16									
d	5	MW103	-6252.14	-3500.84									
d	5	MW158	-6957	-991.2									
d	5	MW159	-6937.1	-989.8									
d	5	MW161	-6916.9	-1666.7									
d	5	MW188	-7008.8	-2057.1									
d	5	MW203	-5014.8	-2159.2									
d	5	MW227	-5769.88	-1240.6						1.62E-02			8.94E-02
d	5	MW325	-6100.3002	-2090.9069									
d	5	MW326	-6185.001	-2430.1134									
d	5	MW327	-7100.8724	-2559.8102									
d	5	MW328	-7337.476	-1962.3084									
d	5	MW329	-7347.443	-1419.371									
d	5	MW330	-6636.3254	-2206.9108									
d	5	MW344	-7450.36	-3566.69									
d	5	MW68	-4357.96	-2074.15									
d	5	PZ117	-3758.83	-3081.57									
d	5	PZ118	-3698.83	-3283.86									
d	5	W108	-3698.9	-3132.86									
d	McN	MW102	-6267.32	-3502.54									
d	McN	PZ115	-3665.7	-3123.5									
d	TG	MW314	-7116.6823	-3534.2633									
e	2	MW237	-5196.8058	7328.8451									
e	3	MW127	-5664.11	6161.23									
e	5	MW123	-5661.33	6125.6									
e	5	MW125	-5662.81	6139.28									
e	5	MW134	-8335.0023	3568.93									
e	5	MW146	-5684.18	13549.15									
e	5	MW147	-5669.28	13548.69									
e	5	MW152	-692.64	13136.67									
e	5	MW20	-6552.8	4889.55		1.51E-03							
e	5	MW201	-4884	10167.4									
e	5	MW202	-5688	7613.2									
e	5	MW233	-5530.1489	7300.335									
e	5	MW234	-5188.172	7205.8238									
e	5	MW235	-4890.7399	7746.4151									
e	5	MW236	-5087.7913	7919.9943									
e	5	MW238	-5197.0581	7505.6366									
e	5	MW240	-5195.7829	7390.5997									
e	5	MW241	-5203.7909	7346.8579									
e	5	R113	-7192.8	4336.15									
e	5	TVA D-03	-4425	12235									
e	5	TVA D-09	-4750	15200									
e	5	TVA D-14	-2790	12825									
e	5	TVA D-24	-810	14025									
e	5	TVA D-27	-725	13110									
e	McN	MW121	-5677.65	6161.53							1.79E-01		
e	McN	MW239	-5203.6499	7330.3964									
e	McN	TVA D-25	-2040	13740									
f	2	MW128	1883.08	746.17									
f	4	MW149	3214.11	5754.34									

**Individual Well Results for Unfiltered Samples
Residential Use Systemic Toxicity - Hazard Indices**

Area	HU	Location	Admin. East	Admin. North	2,4-Dimethylphenol	Dimethylbenzene	Benzene	Chloroethane	Isophorone	Di-n-butyl phthalate	Ni	1,2-DCE	Tin
f	4	MW193	515.8	3064.9									
f	5	MW124	1879.15	726.38									
f	5	MW126	1881.49	736.67									
f	5	MW144	-770.1	369.58								7.69E-01	
f	5	MW145	-768.84	383.32									
f	5	MW148	3289.83	5755.06									
f	5	MW258	-745.654	-1643.2484									
f	5	MW283	599.2737	903.2568									
f	5	MW284	1589.9994	913.4824									
f	5	MW288	1564.9368	679.0144									
f	5	MW291	1699.8141	968.887									
f	5	MW292	924.0336	33.1863									
f	5	MW293	1802.403	839.0142									
f	5	MW294	1790.398	842.7724									
f	5	MW352	-530.83	-1189.73									
f	McN	MW122	1876.17	717.07									
g	2	MW143	-12156.05	6513.64									
g	2	MW195	-10193.4	1861.1									
g	5	MW106	-8438.9	990.93									
g	5	MW141	-12173.02	6544.69							1.44E+00		
g	5	MW142	-12162.53	6529.75									
g	5	MW194	-10177.5	1865.6									
g	5	MW199	-10076.6	10090.1									
g	5	R5	-8109.4	5527.07									
g	McN	MW140	-12179.19	6558.48									
h	5	MW100	4900	7200									
h	5	MW150	4782.26	2215									
h	5	MW191	2597.4	600.3									
h	McN	MW120	-1489.08	-5880.16									
h	TG	MW129	-1485.42	-5912.73									
h	TG	MW130	-1483.89	-5924.02									
h	TG	MW131	-1481.41	-5938.94									
h	TG	MW151	4208.2	-613.57									
i	1	MW182	-3027.4	3107.2			6.26E-01						
i	2	MW16	-2899.11	3088.57									
i	2	MW174	-5307.2	1021.2									
i	2	MW198	-6163	2874.8									
i	2	PZ279	-3171.0518	5355.8065									
i	2	PZ281	-3160.8879	5999.9403									
i	3	MW138	-1734.38	9163.18									
i	3	MW17	-2811.66	4149.22									
i	3	MW18	-2354.58	4213.97									
i	3	MW180	-2494.2	4627									
i	3	MW19	-2964.46	4470.12									
i	4	MW353	-3311.97	2599.3									
i	5	MW132	-559.79	6192.35									
i	5	MW135	-1520.05	9137.28									
i	5	MW137	-1726.75	9150.86									
i	5	MW139	-576.59	6189.67									
i	5	MW173	-5290	1020.3									
i	5	MW179	-2516.5	4627.9		7.56E-04							
i	5	MW181	-3042.8	3107.3							1.69E+00		
i	5	MW197	-6162.5	2863.1									
i	5	MW200	-4823.9	4443.3									
i	5	MW21	-4896.71	1749.85									

Individual Well Results for Unfiltered Samples
Residential Use Systemic Toxicity - Hazard Indices

Area	HU	Location	Admin. East	Admin. North	2,4-Dimethylphenol	Dimethylbenzene	Benzene	Chloroethane	Isophorone	Di-n-butyl phthalate	Ni	1,2-DCE	Tin
i	5	MW220	-2822.84	3279.19			2.50E-01				1.33E+00		
i	5	MW221	-2784.92	3863.68									
i	5	MW222	-2563.11	3659.61		2.52E-04	3.51E-02						
i	5	MW223	-2725.63	3719.99							2.50E+00		
i	5	MW224	-2467.33	3627.71									
i	5	MW225	-2634.42	3323.37									
i	5	MW263	-2760.5953	4551.9705									
i	5	MW264	-2239.6467	4639.9052									
i	5	MW265	-1888.7015	4409.7626									
i	5	MW266	-2259.7364	4639.9041									
i	5	MW267	-2819.732	3264.7354									
i	5	MW268	-3103.0242	6472.4806									
i	5	MW269	-3112.9825	6472.6672									
i	5	MW270	-2713.0965	6513.5114									
i	5	MW271	-2703.2775	6514.5772									
i	5	MW272	-2253.8761	6598.4451						3.85E-03			
i	5	MW273	-2244.5718	6598.115									
i	5	MW274	-2205.704	6169.957									
i	5	MW275	-2195.9653	6170.9954						3.85E-03			
i	5	MW276	-3107.1927	4470.7368									
i	5	MW277	-3117.1112	4469.6034									
i	5	MW353	-3311.97	2599.3									
i	5	MW38	-2946.04	3731.8601								1.10E-01	
i	5	MW39	-2947.0501	3947.77									
i	5	MW40	-2940.3	3961.19									
i	5	MW41	-2871.23	4087.52								1.10E-01	
i	5	MW42	-2391.85	4539.32									
i	5	MW43	-1872	4199.93									
i	5	MW44	-2259	3848.04									
i	5	MW98	-3281.31	7397.46									
i	5	MW99	1842.46	6826.71									
i	McN	MW133	-1715.66	9124.7									
j	5	TVA D-05	-7175	14860									
j	5	TVA D-08	-3980	14035									
j	5	TVA D-13	-1060	16100									
j	5	TVA D-30	-1400	17140									
j	McN	TVA D-07	-3226	17314									
j	McN	TVA D-23	-1400	15340									
k	EOC	MW305	-9121.6763	-6929.7942									
k	EOC	MW307	-8785.3952	-6208.0493									
k	EOC	MW309	-9059.2821	-4925.2									
k	TG	MW184	-7386.9	-3997.3									
k	TG	MW196	-4977.8	-7987.3									
k	TG	MW300	-7898.2689	-4203.5489							7.52E-01	1.81E+01	
k	TG	MW301	-7582.7028	-4128.0632								1.87E+00	
k	TG	MW302	-8066.6439	-3714.1996									
k	TG	MW306	-8795.6706	-6517.7641									1.17E-03
k	TG	MW310	-9158.5394	-5074.467									
k	TG	MW311	-8963.3563	-5293.5772									
k	TG	MW317	-8399.0538	-3377.3589									
k	TG	MW318	-8589.4155	-3378.001						1.08E-02			

Individual Well Results for Unfiltered Samples
Residential Use Systemic Toxicity - Hazard Indices

Area	HU	Location	Admin. East	Admin. North	Hg	Be	Co	1,2-DCA	1,1,2-TCA	Nitrate as Nitrogen	Pb	Acetone	Chlorobenzene	Methylene chloride	Sb
a	2	011-008	-4030	-1721.15											
a	2	040-001	-4050.64	-1149.2											
a	2	203-001	-4405.44	-1150.5											
a	2	400-003	-4230.77	-1189.5											
a	2	400-016	-4189.98	-1745.17											
a	2	400-017	-4344.09	-1819.47											
a	2	400-025	-4050.69	-1482.59											
a	2	400-026	-4099.79	-1553.53											
a	2	400-027	-3963.87	-1798.28											
a	2	400-063	-4051.13	-1384.91											
a	2	MW157	-4025.7	-1688.6											
a	2	MW219	-4481.4	-1917.3											
a	4	MW156	-4025.7	-1703.7											
a	5	MW155	-4025	-1669.4											
a	5	MW175	-4379.1	-1428.3											
a	5	MW178	-4073.6	-1216.2											
a	5	MW341	-3938.343	-1061.1343											
a	5	MW342	-4404.5028	-1289.6997											
a	5	MW343	-4403.9677	-1083.6767											
b	2	MW154	-6225.48	-810.29											
b	2	MW170	-5557.6	-175.8											
b	2	MW171	-5418.4	-471.5											
b	2	MW172	-5977.9	-192.2											
b	2	MW186	-6581.3	952.6											
b	2	MW187	-6854.5	964.4											
b	2	MW190	-6951.6	237.9											
b	2	MW2	-5422	-688											
b	2	MW246	-7447.6953	1345.1263											
b	2	MW47	-5871.99	-1070.29											
b	2	MW57	-6194.01	-810.89											
b	2	MW64	-7235.37	880.24											
b	2	MW85	-5960.21	-804.8											
b	2	MW88	-5809.9	-805.09	2.99E-02										
b	2	MW91	-5660.38	-804.6											
b	2	MW94	-5979.52	-1028.64											
b	2	PZ334	-6189.98	-1015.64											
b	2	PZ336	-6137.17	-939.6											
b	2	PZ74	-6152.39	-826.91											
b	5	EW230	-7301.4916	1405.8063											
b	5	MW169	-5558	-191.4											
b	5	MW185	-6601.9	952.9		1.95E-01	2.94E-02	1.65E-01	2.48E-01						
b	5	MW22	-6219.97	1525.18											
b	5	MW226	-5740.41	-1241.06											
b	5	MW242	-7083.2794	1678.9796											
b	5	MW243	-7382.0265	1681.4026						1.41E-01					
b	5	MW244	-7589.0791	1467.5042											
b	5	MW245	-7397.5537	1119.219							1.34E+05				
b	5	MW248	-7376.716	1385.4221											
b	5	MW249	-7432.4541	1357.752											
b	5	MW250	-7431.7846	1396.3409							8.35E+04				
b	5	MW257	-5972.207	442.3827											
b	5	MW261	-5979.2011	442.1934											
b	5	MW262	-5378.4612	86.9847											
b	5	MW333	-6210	-1040											
b	5	MW337	-6263.0825	-849.6193											

Individual Well Results for Unfiltered Samples
Residential Use Systemic Toxicity - Hazard Indices

Area	HU	Location	Admin. East	Admin. North	Hg	Be	Co	1,2-DCA	1,1,2-TCA	Nitrate as Nitrogen	Pb	Acetone	Chlorobenzene	Methylene chloride	Sb
b	5	MW338	-6212.9523	-898.0215											
b	5	MW339	-6468.5	663.2											
b	5	MW340	-6165.4	665.5											
b	5	MW46	-5881.63	-1069.22											
b	5	MW48	-6197.46	-1060.99											
b	5	MW50	-6322.26	-974.47											
b	5	MW51	-6325.5	-883.14											
b	5	MW52	-6691.91	-67.56											
b	5	MW53	-6501.71	240.33											
b	5	MW54	-6927.14	238.69											
b	5	MW63	-7235.74	895.26											
b	5	MW65	-7234.91	865.12											
b	5	MW66	-6872.62	978.57								1.14E-01			
b	5	MW67	-6134.48	-755.36											
b	5	MW84	-5975.23	-804.2											
b	5	MW86	-5945.24	-804.9	2.99E-02										
b	5	MW87	-5825.09	-804.98											
b	5	MW89	-5795.14	-804.13							2.52E+04				
b	5	MW90	-5675.22	-803.46									1.58E-01	8.05E-03	
b	5	MW92	-5645	-805.26											
b	5	MW93	-5994.81	-1028.57											
b	5	MW95	-5964.22	-1028.61											
b	McN	MW247	-7445.6977	1360.1469						2.88E-02					1.90E+01
c	2	MW164	-2034.2	-1415.6											
c	2	MW167	-4822.5	-908.7											
c	3	MW166	-3152.3	893.3											
c	4	PZ107	-3681.93	-3571.32											
c	5	MW163	-2041	-1400.8											
c	5	MW165	-3135.7	898.3											
c	5	MW168	-4822.5	-924.8											
c	5	MW205	-4360.3	-364.1											
c	5	MW206	-2924.5	-1504.8											
c	5	MW255	-1510.2777	-2230.289											
c	5	MW256	-1596.7664	-1896.4091											
c	5	MW260	-1982.1832	-786.0092											
d	2	MW160	-6945.9	-971.9											
d	2	MW162	-6886.2	-1666.8											
d	2	MW189	-6997.6	-2057.3											
d	2	MW204	-5014.1	-2148.1											
d	2	MW207	-4636	-2432				3.00E-01							
d	2	MW208	-4704	-2298											
d	2	MW209	-4769	-2600											
d	2	MW212	-4171.88	-2041.46											
d	2	MW213	-4290.2	-2233.9											
d	2	MW214	-4565.38	-2602.06											
d	2	MW215	-3905.7	-2301.2											
d	2	MW216	-4452.2	-3235.2											
d	2	MW218	-5090.38	-2626.16											
d	2	MW303	-7461.2255	-3559.8958											
d	2	MW304	-6118.8227	-2158.6852							9.08E+04			1.45E-02	
d	2	MW312	-7017.8719	-3231.1895										2.90E-02	
d	2	MW313	-7203.6974	-3158.7604										8.05E-03	
d	2	MW315	-6633.3272	-2273.8716										8.05E-03	
d	2	MW316	-7173.3255	-2645.9145										8.05E-03	
d	2	MW69	-4343.25	-2074.34	4.50E-02		5.63E-02				1.04E+05				

Individual Well Results for Unfiltered Samples
Residential Use Systemic Toxicity - Hazard Indices

Area	HU	Location	Admin. East	Admin. North	Hg	Be	Co	1,2-DCA	1,1,2-TCA	Nitrate as Nitrogen	Pb	Acetone	Chlorobenzene	Methylene chloride	Sb
d	2	MW96	-4459.5	-2229.19											
d	3	MW217	-5080.28	-2760.66						1.12E+00	5.91E+05				
d	4	MW104	-6596.77	-3682.88											
d	4	MW70	-4327.95	-2074.66											
d	4	MW71	-4372.93	-2074.16											
d	5	MW103	-6252.14	-3500.84											
d	5	MW158	-6957	-991.2											
d	5	MW159	-6937.1	-989.8											
d	5	MW161	-6916.9	-1666.7											
d	5	MW188	-7008.8	-2057.1											
d	5	MW203	-5014.8	-2159.2											
d	5	MW227	-5769.88	-1240.6										6.44E-03	
d	5	MW325	-6100.3002	-2090.9069										2.41E-02	
d	5	MW326	-6185.001	-2430.1134										8.05E-03	
d	5	MW327	-7100.8724	-2559.8102							1.12E+05			1.45E-02	
d	5	MW328	-7337.476	-1962.3084										2.09E-01	
d	5	MW329	-7347.443	-1419.371										9.01E-02	
d	5	MW330	-6636.3254	-2206.9108			2.66E-02							8.05E-03	
d	5	MW344	-7450.36	-3566.69											
d	5	MW68	-4357.96	-2074.15											
d	5	PZ117	-3758.83	-3081.57											
d	5	PZ118	-3698.83	-3283.86											
d	5	W108	-3698.9	-3132.86											
d	McN	MW102	-6267.32	-3502.54											
d	McN	PZ115	-3665.7	-3123.5											
d	TG	MW314	-7116.6823	-3534.2633										8.05E-03	
e	2	MW237	-5196.8058	7328.8451											
e	3	MW127	-5664.11	6161.23											
e	5	MW123	-5661.33	6125.6											
e	5	MW125	-5662.81	6139.28											
e	5	MW134	-8335.0023	3568.93											
e	5	MW146	-5684.18	13549.15											
e	5	MW147	-5669.28	13548.69											
e	5	MW152	-692.64	13136.67											
e	5	MW20	-6552.8	4889.55			2.02E-01								
e	5	MW201	-4884	10167.4											
e	5	MW202	-5688	7613.2											
e	5	MW233	-5530.1489	7300.335											
e	5	MW234	-5188.172	7205.8238											
e	5	MW235	-4890.7399	7746.4151											
e	5	MW236	-5087.7913	7919.9943											
e	5	MW238	-5197.0581	7505.6366											
e	5	MW240	-5195.7829	7390.5997											
e	5	MW241	-5203.7909	7346.8579											
e	5	R113	-7192.8	4336.15											
e	5	TVA D-03	-4425	12235											
e	5	TVA D-09	-4750	15200							8.94E-02				
e	5	TVA D-14	-2790	12825							2.27E-01	5.96E-02			
e	5	TVA D-24	-810	14025											
e	5	TVA D-27	-725	13110							1.89E-01				
e	McN	MW121	-5677.65	6161.53							4.20E-01	5.87E-02			
e	McN	MW239	-5203.6499	7330.3964											
e	McN	TVA D-25	-2040	13740											
f	2	MW128	1883.08	746.17											
f	4	MW149	3214.11	5754.34											

Individual Well Results for Unfiltered Samples
Residential Use Systemic Toxicity - Hazard Indices

Area	HU	Location	Admin. East	Admin. North	Hg	Be	Co	1,2-DCA	1,1,2-TCA	Nitrate as Nitrogen	Pb	Acetone	Chlorobenzene	Methylene chloride	Sb
f	4	MW193	515.8	3064.9											
f	5	MW124	1879.15	726.38											
f	5	MW126	1881.49	736.67											
f	5	MW144	-770.1	369.58											
f	5	MW145	-768.84	383.32											
f	5	MW148	3289.83	5755.06											
f	5	MW258	-745.654	-1643.2484											
f	5	MW283	599.2737	903.2568											
f	5	MW284	1589.9994	913.4824											
f	5	MW288	1564.9368	679.0144											
f	5	MW291	1699.8141	968.887											
f	5	MW292	924.0336	33.1863											
f	5	MW293	1802.403	839.0142											
f	5	MW294	1790.398	842.7724											
f	5	MW352	-530.83	-1189.73											
f	McN	MW122	1876.17	717.07											
g	2	MW143	-12156.05	6513.64											
g	2	MW195	-10193.4	1861.1											
g	5	MW106	-8438.9	990.93											
g	5	MW141	-12173.02	6544.69											
g	5	MW142	-12162.53	6529.75											
g	5	MW194	-10177.5	1865.6											
g	5	MW199	-10076.6	10090.1							8.09E+04				
g	5	R5	-8109.4	5527.07											
g	McN	MW140	-12179.19	6558.48	2.26E-01										
h	5	MW100	4900	7200											
h	5	MW150	4782.26	2215						5.56E-01					
h	5	MW191	2597.4	600.3											
h	McN	MW120	-1489.08	-5880.16											
h	TG	MW129	-1485.42	-5912.73											
h	TG	MW130	-1483.89	-5924.02	1.93E-01										
h	TG	MW131	-1481.41	-5938.94											
h	TG	MW151	4208.2	-613.57											8.91E+00
i	1	MW182	-3027.4	3107.2			3.98E-02								
i	2	MW16	-2899.11	3088.57										5.59E-03	
i	2	MW174	-5307.2	1021.2											
i	2	MW198	-6163	2874.8											4.16E+01
i	2	PZ279	-3171.0518	5355.8065											
i	2	PZ281	-3160.8879	5999.9403											
i	3	MW138	-1734.38	9163.18											
i	3	MW17	-2811.66	4149.22	3.20E-02						7.35E+04			4.83E-03	
i	3	MW18	-2354.58	4213.97	4.09E-02									5.72E-03	
i	3	MW180	-2494.2	4627											
i	3	MW19	-2964.46	4470.12							9.25E+04			1.26E-02	
i	4	MW353	-3311.97	2599.3											
i	5	MW132	-559.79	6192.35											
i	5	MW135	-1520.05	9137.28											
i	5	MW137	-1726.75	9150.86											
i	5	MW139	-576.59	6189.67											
i	5	MW173	-5290	1020.3											
i	5	MW179	-2516.5	4627.9											
i	5	MW181	-3042.8	3107.3		8.18E-02	3.53E-02								
i	5	MW197	-6162.5	2863.1											1.86E+01
i	5	MW200	-4823.9	4443.3											
i	5	MW21	-4896.71	1749.85											

Individual Well Results for Unfiltered Samples
Residential Use Systemic Toxicity - Hazard Indices

Area	HU	Location	Admin. East	Admin. North	Hg	Be	Co	1,2-DCA	1,1,2-TCA	Nitrate as Nitrogen	Pb	Acetone	Chlorobenzene	Methylene chloride	Sb
i	5	MW220	-2822.84	3279.19	2.38E-02									5.83E-03	
i	5	MW221	-2784.92	3863.68										5.85E-03	
i	5	MW222	-2563.11	3659.61										5.89E-03	
i	5	MW223	-2725.63	3719.99										5.87E-03	
i	5	MW224	-2467.33	3627.71	2.52E-02									6.62E-03	
i	5	MW225	-2634.42	3323.37										5.52E-03	
i	5	MW263	-2760.5953	4551.9705											
i	5	MW264	-2239.6467	4639.9052											
i	5	MW265	-1888.7015	4409.7626											
i	5	MW266	-2259.7364	4639.9041											
i	5	MW267	-2819.732	3264.7354											
i	5	MW268	-3103.0242	6472.4806											
i	5	MW269	-3112.9825	6472.6672											
i	5	MW270	-2713.0965	6513.5114											
i	5	MW271	-2703.2775	6514.5772											
i	5	MW272	-2253.8761	6598.4451											
i	5	MW273	-2244.5718	6598.115											
i	5	MW274	-2205.704	6169.957											2.32E+01
i	5	MW275	-2195.9653	6170.9954											
i	5	MW276	-3107.1927	4470.7368											
i	5	MW277	-3117.1112	4469.6034											
i	5	MW353	-3311.97	2599.3											
i	5	MW38	-2946.04	3731.8601										1.39E-02	
i	5	MW39	-2947.0501	3947.77										6.45E-03	
i	5	MW40	-2940.3	3961.19										6.44E-03	
i	5	MW41	-2871.23	4087.52										5.88E-03	
i	5	MW42	-2391.85	4539.32										5.59E-03	
i	5	MW43	-1872	4199.93										5.52E-03	
i	5	MW44	-2259	3848.04								2.20E-01		5.59E-03	
i	5	MW98	-3281.31	7397.46		3.00E-01									
i	5	MW99	1842.46	6826.71											
i	McN	MW133	-1715.66	9124.7											
j	5	TVA D-05	-7175	14860											
j	5	TVA D-08	-3980	14035											
j	5	TVA D-13	-1060	16100											
j	5	TVA D-30	-1400	17140											
j	McN	TVA D-07	-3226	17314											
j	McN	TVA D-23	-1400	15340											
k	EOC	MW305	-9121.6763	-6929.7942											
k	EOC	MW307	-8785.3952	-6208.0493										8.85E-03	
k	EOC	MW309	-9059.2821	-4925.2										8.05E-03	
k	TG	MW184	-7386.9	-3997.3											
k	TG	MW196	-4977.8	-7987.3							2.53E+05				
k	TG	MW300	-7898.2689	-4203.5489		1.03E+00	5.18E-01				4.84E+05			8.05E-03	
k	TG	MW301	-7582.7028	-4128.0632			4.05E-02							1.45E-02	
k	TG	MW302	-8066.6439	-3714.1996	2.95E-02									1.61E-02	
k	TG	MW306	-8795.6706	-6517.7641										1.61E-02	
k	TG	MW310	-9158.5394	-5074.467										1.61E-03	
k	TG	MW311	-8963.3563	-5293.5772							4.95E-01			1.77E-02	
k	TG	MW317	-8399.0538	-3377.3589											
k	TG	MW318	-8589.4155	-3378.001											

Individual Well Results for Unfiltered Samples
Residential Use Systemic Toxicity - Hazard Indices

Area	HU	Location	Admin. East	Admin. North	Mo	Sr	Fluorene	Naphthalene	Butyl benzyl phthalate	Ag	Cu	2-Butanone	Dibromochlorom ethane
a	2	011-008	-4030	-1721.15									
a	2	040-001	-4050.64	-1149.2									
a	2	203-001	-4405.44	-1150.5									
a	2	400-003	-4230.77	-1189.5									
a	2	400-016	-4189.98	-1745.17									
a	2	400-017	-4344.09	-1819.47									
a	2	400-025	-4050.69	-1482.59									
a	2	400-026	-4099.79	-1553.53									
a	2	400-027	-3963.87	-1798.28									
a	2	400-063	-4051.13	-1384.91									
a	2	MW157	-4025.7	-1688.6									
a	2	MW219	-4481.4	-1917.3									
a	4	MW156	-4025.7	-1703.7									
a	5	MW155	-4025	-1669.4									
a	5	MW175	-4379.1	-1428.3									
a	5	MW178	-4073.6	-1216.2									
a	5	MW341	-3938.343	-1061.1343									
a	5	MW342	-4404.5028	-1289.6997									
a	5	MW343	-4403.9677	-1083.6767									
b	2	MW154	-6225.48	-810.29									
b	2	MW170	-5557.6	-175.8									
b	2	MW171	-5418.4	-471.5									
b	2	MW172	-5977.9	-192.2									
b	2	MW186	-6581.3	952.6									
b	2	MW187	-6854.5	964.4									
b	2	MW190	-6951.6	237.9									
b	2	MW2	-5422	-688									
b	2	MW246	-7447.6953	1345.1263									
b	2	MW47	-5871.99	-1070.29									
b	2	MW57	-6194.01	-810.89									
b	2	MW64	-7235.37	880.24									
b	2	MW85	-5960.21	-804.8									
b	2	MW88	-5809.9	-805.09									
b	2	MW91	-5660.38	-804.6									
b	2	MW94	-5979.52	-1028.64									
b	2	PZ334	-6189.98	-1015.64									
b	2	PZ336	-6137.17	-939.6									
b	2	PZ74	-6152.39	-826.91									
b	5	EW230	-7301.4916	1405.8063									
b	5	MW169	-5558	-191.4									
b	5	MW185	-6601.9	952.9									
b	5	MW22	-6219.97	1525.18									
b	5	MW226	-5740.41	-1241.06									
b	5	MW242	-7083.2794	1678.9796									
b	5	MW243	-7382.0265	1681.4026									
b	5	MW244	-7589.0791	1467.5042									
b	5	MW245	-7397.5537	1119.219									
b	5	MW248	-7376.716	1385.4221									
b	5	MW249	-7432.4541	1357.752									
b	5	MW250	-7431.7846	1396.3409									
b	5	MW257	-5972.207	442.3827									
b	5	MW261	-5979.2011	442.1934									
b	5	MW262	-5378.4612	86.9847									
b	5	MW333	-6210	-1040									
b	5	MW337	-6263.0825	-849.6193									

Individual Well Results for Unfiltered Samples
Residential Use Systemic Toxicity - Hazard Indices

Area	HU	Location	Admin. East	Admin. North	Mo	Sr	Fluorene	Naphthalene	Butyl benzyl phthalate	Ag	Cu	2-Butanone	Dibromochlorom ethane
b	5	MW338	-6212.9523	-898.0215									
b	5	MW339	-6468.5	663.2									
b	5	MW340	-6165.4	665.5									
b	5	MW46	-5881.63	-1069.22									
b	5	MW48	-6197.46	-1060.99									
b	5	MW50	-6322.26	-974.47									
b	5	MW51	-6325.5	-883.14									
b	5	MW52	-6691.91	-67.56									
b	5	MW53	-6501.71	240.33									
b	5	MW54	-6927.14	238.69									
b	5	MW63	-7235.74	895.26									
b	5	MW65	-7234.91	865.12									
b	5	MW66	-6872.62	978.57									
b	5	MW67	-6134.48	-755.36									
b	5	MW84	-5975.23	-804.2									
b	5	MW86	-5945.24	-804.9									
b	5	MW87	-5825.09	-804.98									
b	5	MW89	-5795.14	-804.13									
b	5	MW90	-5675.22	-803.46									
b	5	MW92	-5645	-805.26									
b	5	MW93	-5994.81	-1028.57									
b	5	MW95	-5964.22	-1028.61									
b	McN	MW247	-7445.6977	1360.1469									
c	2	MW164	-2034.2	-1415.6									
c	2	MW167	-4822.5	-908.7									
c	3	MW166	-3152.3	893.3									
c	4	PZ107	-3681.93	-3571.32									
c	5	MW163	-2041	-1400.8									
c	5	MW165	-3135.7	898.3									
c	5	MW168	-4822.5	-924.8	1.06E+00								
c	5	MW205	-4360.3	-364.1									
c	5	MW206	-2924.5	-1504.8									
c	5	MW255	-1510.2777	-2230.289	8.76E-01								
c	5	MW256	-1596.7664	-1896.4091									
c	5	MW260	-1982.1832	-786.0092									
d	2	MW160	-6945.9	-971.9									
d	2	MW162	-6886.2	-1666.8									
d	2	MW189	-6997.6	-2057.3									
d	2	MW204	-5014.1	-2148.1									
d	2	MW207	-4636	-2432									
d	2	MW208	-4704	-2298									
d	2	MW209	-4769	-2600									
d	2	MW212	-4171.88	-2041.46									
d	2	MW213	-4290.2	-2233.9									
d	2	MW214	-4565.38	-2602.06									
d	2	MW215	-3905.7	-2301.2									
d	2	MW216	-4452.2	-3235.2									
d	2	MW218	-5090.38	-2626.16									
d	2	MW303	-7461.2255	-3559.8958		1.43E-01							
d	2	MW304	-6118.8227	-2158.6852									
d	2	MW312	-7017.8719	-3231.1895									
d	2	MW313	-7203.6974	-3158.7604									
d	2	MW315	-6633.3272	-2273.8716									
d	2	MW316	-7173.3255	-2645.9145									
d	2	MW69	-4343.25	-2074.34									

Individual Well Results for Unfiltered Samples
Residential Use Systemic Toxicity - Hazard Indices

Area	HU	Location	Admin. East	Admin. North	Mo	Sr	Fluorene	Naphthalene	Butyl benzyl phthalate	Ag	Cu	2-Butanone	Dibromochlorom ethane
d	2	MW96	-4459.5	-2229.19			9.47E-02	2.37E+01					
d	3	MW217	-5080.28	-2760.66									
d	4	MW104	-6596.77	-3682.88									
d	4	MW70	-4327.95	-2074.66									
d	4	MW71	-4372.93	-2074.16									
d	5	MW103	-6252.14	-3500.84									
d	5	MW158	-6957	-991.2									
d	5	MW159	-6937.1	-989.8									
d	5	MW161	-6916.9	-1666.7									
d	5	MW188	-7008.8	-2057.1									
d	5	MW203	-5014.8	-2159.2									
d	5	MW227	-5769.88	-1240.6									
d	5	MW325	-6100.3002	-2090.9069									
d	5	MW326	-6185.001	-2430.1134					3.86E-04				
d	5	MW327	-7100.8724	-2559.8102									
d	5	MW328	-7337.476	-1962.3084									
d	5	MW329	-7347.443	-1419.371									
d	5	MW330	-6636.3254	-2206.9108									
d	5	MW344	-7450.36	-3566.69									
d	5	MW68	-4357.96	-2074.15									
d	5	PZ117	-3758.83	-3081.57									
d	5	PZ118	-3698.83	-3283.86									
d	5	W108	-3698.9	-3132.86									
d	McN	MW102	-6267.32	-3502.54									
d	McN	PZ115	-3665.7	-3123.5									
d	TG	MW314	-7116.6823	-3534.2633									
e	2	MW237	-5196.8058	7328.8451									
e	3	MW127	-5664.11	6161.23									
e	5	MW123	-5661.33	6125.6									
e	5	MW125	-5662.81	6139.28									
e	5	MW134	-8335.0023	3568.93									
e	5	MW146	-5684.18	13549.15									
e	5	MW147	-5669.28	13548.69									
e	5	MW152	-692.64	13136.67						2.24E+00			
e	5	MW20	-6552.8	4889.55							2.50E-01		
e	5	MW201	-4884	10167.4									
e	5	MW202	-5688	7613.2									
e	5	MW233	-5530.1489	7300.335									
e	5	MW234	-5188.172	7205.8238									
e	5	MW235	-4890.7399	7746.4151									
e	5	MW236	-5087.7913	7919.9943									
e	5	MW238	-5197.0581	7505.6366									
e	5	MW240	-5195.7829	7390.5997									
e	5	MW241	-5203.7909	7346.8579									
e	5	R113	-7192.8	4336.15									
e	5	TVA D-03	-4425	12235									
e	5	TVA D-09	-4750	15200	8.76E-01								
e	5	TVA D-14	-2790	12825									
e	5	TVA D-24	-810	14025								2.74E-01	
e	5	TVA D-27	-725	13110									
e	McN	MW121	-5677.65	6161.53									
e	McN	MW239	-5203.6499	7330.3964									
e	McN	TVA D-25	-2040	13740									
f	2	MW128	1883.08	746.17									
f	4	MW149	3214.11	5754.34									

Individual Well Results for Unfiltered Samples
Residential Use Systemic Toxicity - Hazard Indices

Area	HU	Location	Admin. East	Admin. North	Mo	Sr	Fluorene	Naphthalene	Butyl benzyl phthalate	Ag	Cu	2-Butanone	Dibromochlorom ethane
f	4	MW193	515.8	3064.9									
f	5	MW124	1879.15	726.38									
f	5	MW126	1881.49	736.67									
f	5	MW144	-770.1	369.58							3.17E-02		
f	5	MW145	-768.84	383.32									
f	5	MW148	3289.83	5755.06									
f	5	MW258	-745.654	-1643.2484									
f	5	MW283	599.2737	903.2568									
f	5	MW284	1589.9994	913.4824									
f	5	MW288	1564.9368	679.0144									
f	5	MW291	1699.8141	968.887									
f	5	MW292	924.0336	33.1863									
f	5	MW293	1802.403	839.0142									
f	5	MW294	1790.398	842.7724									
f	5	MW352	-530.83	-1189.73									
f	McN	MW122	1876.17	717.07									
g	2	MW143	-12156.05	6513.64									
g	2	MW195	-10193.4	1861.1									
g	5	MW106	-8438.9	990.93									
g	5	MW141	-12173.02	6544.69									
g	5	MW142	-12162.53	6529.75									
g	5	MW194	-10177.5	1865.6									
g	5	MW199	-10076.6	10090.1									
g	5	R5	-8109.4	5527.07									
g	McN	MW140	-12179.19	6558.48									
h	5	MW100	4900	7200									
h	5	MW150	4782.26	2215									
h	5	MW191	2597.4	600.3									
h	McN	MW120	-1489.08	-5880.16									
h	TG	MW129	-1485.42	-5912.73									
h	TG	MW130	-1483.89	-5924.02									
h	TG	MW131	-1481.41	-5938.94									
h	TG	MW151	4208.2	-613.57									
i	1	MW182	-3027.4	3107.2									
i	2	MW16	-2899.11	3088.57							6.26E-01		
i	2	MW174	-5307.2	1021.2									
i	2	MW198	-6163	2874.8									
i	2	PZ279	-3171.0518	5355.8065									
i	2	PZ281	-3160.8879	5999.9403									4.95E-02
i	3	MW138	-1734.38	9163.18									
i	3	MW17	-2811.66	4149.22							2.81E-01		
i	3	MW18	-2354.58	4213.97									
i	3	MW180	-2494.2	4627									
i	3	MW19	-2964.46	4470.12						2.42E-01	8.52E-01		
i	4	MW353	-3311.97	2599.3									
i	5	MW132	-559.79	6192.35									
i	5	MW135	-1520.05	9137.28						4.00E-01			
i	5	MW137	-1726.75	9150.86									
i	5	MW139	-576.59	6189.67									
i	5	MW173	-5290	1020.3									
i	5	MW179	-2516.5	4627.9						3.19E-01			
i	5	MW181	-3042.8	3107.3						2.89E-01			
i	5	MW197	-6162.5	2863.1									
i	5	MW200	-4823.9	4443.3									
i	5	MW21	-4896.71	1749.85									

Individual Well Results for Unfiltered Samples
Residential Use Systemic Toxicity - Hazard Indices

Area	HU	Location	Admin. East	Admin. North	Mo	Sr	Fluorene	Naphthalene	Butyl benzyl phthalate	Ag	Cu	2-Butanone	Dibromochlorom ethane
i	5	MW220	-2822.84	3279.19						2.85E-01			
i	5	MW221	-2784.92	3863.68						2.85E-01			
i	5	MW222	-2563.11	3659.61						2.85E-01			
i	5	MW223	-2725.63	3719.99						2.85E-01			
i	5	MW224	-2467.33	3627.71						2.85E-01			
i	5	MW225	-2634.42	3323.37									
i	5	MW263	-2760.5953	4551.9705						3.19E-01			
i	5	MW264	-2239.6467	4639.9052						3.19E-01			
i	5	MW265	-1888.7015	4409.7626						3.19E-01			
i	5	MW266	-2259.7364	4639.9041						3.19E-01			
i	5	MW267	-2819.732	3264.7354						3.19E-01			
i	5	MW268	-3103.0242	6472.4806									
i	5	MW269	-3112.9825	6472.6672									
i	5	MW270	-2713.0965	6513.5114									
i	5	MW271	-2703.2775	6514.5772									
i	5	MW272	-2253.8761	6598.4451									
i	5	MW273	-2244.5718	6598.115									
i	5	MW274	-2205.704	6169.957							1.24E-01		
i	5	MW275	-2195.9653	6170.9954									
i	5	MW276	-3107.1927	4470.7368									
i	5	MW277	-3117.1112	4469.6034									
i	5	MW353	-3311.97	2599.3									
i	5	MW38	-2946.04	3731.8601									
i	5	MW39	-2947.0501	3947.77									
i	5	MW40	-2940.3	3961.19									
i	5	MW41	-2871.23	4087.52						3.88E-01			
i	5	MW42	-2391.85	4539.32									
i	5	MW43	-1872	4199.93									
i	5	MW44	-2259	3848.04									
i	5	MW98	-3281.31	7397.46									
i	5	MW99	1842.46	6826.71									
i	McN	MW133	-1715.66	9124.7									
j	5	TVA D-05	-7175	14860									
j	5	TVA D-08	-3980	14035	3.80E+00								
j	5	TVA D-13	-1060	16100	6.64E-01								
j	5	TVA D-30	-1400	17140									
j	McN	TVA D-07	-3226	17314	4.18E+00								
j	McN	TVA D-23	-1400	15340									
k	EOC	MW305	-9121.6763	-6929.7942									
k	EOC	MW307	-8785.3952	-6208.0493									
k	EOC	MW309	-9059.2821	-4925.2									
k	TG	MW184	-7386.9	-3997.3									
k	TG	MW196	-4977.8	-7987.3									
k	TG	MW300	-7898.2689	-4203.5489		9.74E-02							
k	TG	MW301	-7582.7028	-4128.0632		6.12E-02							
k	TG	MW302	-8066.6439	-3714.1996									
k	TG	MW306	-8795.6706	-6517.7641									
k	TG	MW310	-9158.5394	-5074.467									
k	TG	MW311	-8963.3563	-5293.5772									
k	TG	MW317	-8399.0538	-3377.3589									
k	TG	MW318	-8589.4155	-3378.001				3.52E+01					

Individual Well Results for Unfiltered Samples
Residential Use Systemic Toxicity - Hazard Indices

Area	HU	Location	Admin. East	Admin. North	Bromodichloromethane	Boron	Li	m,p-Xylene	1,3,5-Trimethylbenzene	Bromomethane	1,4-Dichlorobenzene	1,2-Dichlorobenzene
a	2	011-008	-4030	-1721.15								
a	2	040-001	-4050.64	-1149.2								
a	2	203-001	-4405.44	-1150.5								
a	2	400-003	-4230.77	-1189.5								
a	2	400-016	-4189.98	-1745.17								
a	2	400-017	-4344.09	-1819.47								
a	2	400-025	-4050.69	-1482.59								
a	2	400-026	-4099.79	-1553.53								
a	2	400-027	-3963.87	-1798.28								
a	2	400-063	-4051.13	-1384.91								
a	2	MW157	-4025.7	-1688.6								
a	2	MW219	-4481.4	-1917.3								
a	4	MW156	-4025.7	-1703.7								
a	5	MW155	-4025	-1669.4								
a	5	MW175	-4379.1	-1428.3								
a	5	MW178	-4073.6	-1216.2								
a	5	MW341	-3938.343	-1061.1343								
a	5	MW342	-4404.5028	-1289.6997								
a	5	MW343	-4403.9677	-1083.6767								
b	2	MW154	-6225.48	-810.29								
b	2	MW170	-5557.6	-175.8								
b	2	MW171	-5418.4	-471.5								
b	2	MW172	-5977.9	-192.2								
b	2	MW186	-6581.3	952.6								
b	2	MW187	-6854.5	964.4								
b	2	MW190	-6951.6	237.9								
b	2	MW2	-5422	-688								
b	2	MW246	-7447.6953	1345.1263								
b	2	MW47	-5871.99	-1070.29								
b	2	MW57	-6194.01	-810.89								
b	2	MW64	-7235.37	880.24								
b	2	MW85	-5960.21	-804.8								
b	2	MW88	-5809.9	-805.09								
b	2	MW91	-5660.38	-804.6								
b	2	MW94	-5979.52	-1028.64								
b	2	PZ334	-6189.98	-1015.64								
b	2	PZ336	-6137.17	-939.6								
b	2	PZ74	-6152.39	-826.91								
b	5	EW230	-7301.4916	1405.8063								
b	5	MW169	-5558	-191.4								
b	5	MW185	-6601.9	952.9								
b	5	MW22	-6219.97	1525.18								
b	5	MW226	-5740.41	-1241.06								
b	5	MW242	-7083.2794	1678.9796								
b	5	MW243	-7382.0265	1681.4026								
b	5	MW244	-7589.0791	1467.5042								
b	5	MW245	-7397.5537	1119.219								
b	5	MW248	-7376.716	1385.4221								
b	5	MW249	-7432.4541	1357.752								
b	5	MW250	-7431.7846	1396.3409								
b	5	MW257	-5972.207	442.3827								
b	5	MW261	-5979.2011	442.1934								
b	5	MW262	-5378.4612	86.9847								
b	5	MW333	-6210	-1040								
b	5	MW337	-6263.0825	-849.6193								

Individual Well Results for Unfiltered Samples
Residential Use Systemic Toxicity - Hazard Indices

Area	HU	Location	Admin. East	Admin. North	Bromodichloromethane	Boron	Li	m,p-Xylene	1,3,5-Trimethylbenzene	Bromomethane	1,4-Dichlorobenzene	1,2-Dichlorobenzene
b	5	MW338	-6212.9523	-898.0215								
b	5	MW339	-6468.5	663.2								
b	5	MW340	-6165.4	665.5								
b	5	MW46	-5881.63	-1069.22								
b	5	MW48	-6197.46	-1060.99								
b	5	MW50	-6322.26	-974.47								
b	5	MW51	-6325.5	-883.14								
b	5	MW52	-6691.91	-67.56								
b	5	MW53	-6501.71	240.33								
b	5	MW54	-6927.14	238.69								
b	5	MW63	-7235.74	895.26								
b	5	MW65	-7234.91	865.12								
b	5	MW66	-6872.62	978.57								
b	5	MW67	-6134.48	-755.36								
b	5	MW84	-5975.23	-804.2								
b	5	MW86	-5945.24	-804.9								
b	5	MW87	-5825.09	-804.98								
b	5	MW89	-5795.14	-804.13								
b	5	MW90	-5675.22	-803.46								
b	5	MW92	-5645	-805.26								
b	5	MW93	-5994.81	-1028.57								
b	5	MW95	-5964.22	-1028.61								
b	McN	MW247	-7445.6977	1360.1469								
c	2	MW164	-2034.2	-1415.6								
c	2	MW167	-4822.5	-908.7								
c	3	MW166	-3152.3	893.3								
c	4	PZ107	-3681.93	-3571.32								
c	5	MW163	-2041	-1400.8								
c	5	MW165	-3135.7	898.3								
c	5	MW168	-4822.5	-924.8								
c	5	MW205	-4360.3	-364.1								
c	5	MW206	-2924.5	-1504.8								
c	5	MW255	-1510.2777	-2230.289								
c	5	MW256	-1596.7664	-1896.4091								
c	5	MW260	-1982.1832	-786.0092								
d	2	MW160	-6945.9	-971.9								
d	2	MW162	-6886.2	-1666.8								
d	2	MW189	-6997.6	-2057.3								
d	2	MW204	-5014.1	-2148.1								
d	2	MW207	-4636	-2432								
d	2	MW208	-4704	-2298								
d	2	MW209	-4769	-2600								
d	2	MW212	-4171.88	-2041.46								
d	2	MW213	-4290.2	-2233.9								
d	2	MW214	-4565.38	-2602.06								
d	2	MW215	-3905.7	-2301.2								
d	2	MW216	-4452.2	-3235.2								
d	2	MW218	-5090.38	-2626.16								
d	2	MW303	-7461.2255	-3559.8958								
d	2	MW304	-6118.8227	-2158.6852								
d	2	MW312	-7017.8719	-3231.1895								
d	2	MW313	-7203.6974	-3158.7604								
d	2	MW315	-6633.3272	-2273.8716								
d	2	MW316	-7173.3255	-2645.9145								
d	2	MW69	-4343.25	-2074.34								

Individual Well Results for Unfiltered Samples
Residential Use Systemic Toxicity - Hazard Indices

Area	HU	Location	Admin. East	Admin. North	Bromodichloromethane	Boron	Li	m,p-Xylene	1,3,5-Trimethylbenzene	Bromomethane	1,4-Dichlorobenzene	1,2-Dichlorobenzene
d	2	MW96	-4459.5	-2229.19								
d	3	MW217	-5080.28	-2760.66								
d	4	MW104	-6596.77	-3682.88								
d	4	MW70	-4327.95	-2074.66								
d	4	MW71	-4372.93	-2074.16								
d	5	MW103	-6252.14	-3500.84								
d	5	MW158	-6957	-991.2								
d	5	MW159	-6937.1	-989.8								
d	5	MW161	-6916.9	-1666.7								
d	5	MW188	-7008.8	-2057.1								
d	5	MW203	-5014.8	-2159.2								
d	5	MW227	-5769.88	-1240.6								
d	5	MW325	-6100.3002	-2090.9069								
d	5	MW326	-6185.001	-2430.1134								
d	5	MW327	-7100.8724	-2559.8102								
d	5	MW328	-7337.476	-1962.3084								
d	5	MW329	-7347.443	-1419.371								
d	5	MW330	-6636.3254	-2206.9108								
d	5	MW344	-7450.36	-3566.69								
d	5	MW68	-4357.96	-2074.15								
d	5	PZ117	-3758.83	-3081.57								
d	5	PZ118	-3698.83	-3283.86								
d	5	W108	-3698.9	-3132.86								
d	McN	MW102	-6267.32	-3502.54								
d	McN	PZ115	-3665.7	-3123.5								
d	TG	MW314	-7116.6823	-3534.2633								
e	2	MW237	-5196.8058	7328.8451								
e	3	MW127	-5664.11	6161.23								
e	5	MW123	-5661.33	6125.6								
e	5	MW125	-5662.81	6139.28								
e	5	MW134	-8335.0023	3568.93								
e	5	MW146	-5684.18	13549.15								
e	5	MW147	-5669.28	13548.69								
e	5	MW152	-692.64	13136.67								
e	5	MW20	-6552.8	4889.55								
e	5	MW201	-4884	10167.4								
e	5	MW202	-5688	7613.2								
e	5	MW233	-5530.1489	7300.335								
e	5	MW234	-5188.172	7205.8238								
e	5	MW235	-4890.7399	7746.4151								
e	5	MW236	-5087.7913	7919.9943								
e	5	MW238	-5197.0581	7505.6366								
e	5	MW240	-5195.7829	7390.5997								
e	5	MW241	-5203.7909	7346.8579								
e	5	R113	-7192.8	4336.15								
e	5	TVA D-03	-4425	12235								
e	5	TVA D-09	-4750	15200								
e	5	TVA D-14	-2790	12825								
e	5	TVA D-24	-810	14025								
e	5	TVA D-27	-725	13110								
e	McN	MW121	-5677.65	6161.53								
e	McN	MW239	-5203.6499	7330.3964								
e	McN	TVA D-25	-2040	13740								
f	2	MW128	1883.08	746.17								
f	4	MW149	3214.11	5754.34								

Individual Well Results for Unfiltered Samples
Residential Use Systemic Toxicity - Hazard Indices

Area	HU	Location	Admin. East	Admin. North	Bromodichloromethane	Boron	Li	m,p-Xylene	1,3,5-Trimethylbenzene	Bromomethane	1,4-Dichlorobenzene	1,2-Dichlorobenzene
f	4	MW193	515.8	3064.9								
f	5	MW124	1879.15	726.38								
f	5	MW126	1881.49	736.67								
f	5	MW144	-770.1	369.58								
f	5	MW145	-768.84	383.32								
f	5	MW148	3289.83	5755.06								
f	5	MW258	-745.654	-1643.2484								
f	5	MW283	599.2737	903.2568								
f	5	MW284	1589.9994	913.4824								
f	5	MW288	1564.9368	679.0144								
f	5	MW291	1699.8141	968.887								
f	5	MW292	924.0336	33.1863								
f	5	MW293	1802.403	839.0142								
f	5	MW294	1790.398	842.7724								
f	5	MW352	-530.83	-1189.73								
f	McN	MW122	1876.17	717.07								
g	2	MW143	-12156.05	6513.64								
g	2	MW195	-10193.4	1861.1								
g	5	MW106	-8438.9	990.93								
g	5	MW141	-12173.02	6544.69								
g	5	MW142	-12162.53	6529.75								
g	5	MW194	-10177.5	1865.6								
g	5	MW199	-10076.6	10090.1								
g	5	R5	-8109.4	5527.07								
g	McN	MW140	-12179.19	6558.48								
h	5	MW100	4900	7200								
h	5	MW150	4782.26	2215								
h	5	MW191	2597.4	600.3								
h	McN	MW120	-1489.08	-5880.16								
h	TG	MW129	-1485.42	-5912.73								
h	TG	MW130	-1483.89	-5924.02								
h	TG	MW131	-1481.41	-5938.94								
h	TG	MW151	4208.2	-613.57								
i	1	MW182	-3027.4	3107.2								
i	2	MW16	-2899.11	3088.57								
i	2	MW174	-5307.2	1021.2								
i	2	MW198	-6163	2874.8								
i	2	PZ279	-3171.0518	5355.8065								
i	2	PZ281	-3160.8879	5999.9403	2.23E-01							
i	3	MW138	-1734.38	9163.18								
i	3	MW17	-2811.66	4149.22								
i	3	MW18	-2354.58	4213.97								
i	3	MW180	-2494.2	4627								
i	3	MW19	-2964.46	4470.12								
i	4	MW353	-3311.97	2599.3								
i	5	MW132	-559.79	6192.35								
i	5	MW135	-1520.05	9137.28								
i	5	MW137	-1726.75	9150.86								
i	5	MW139	-576.59	6189.67								
i	5	MW173	-5290	1020.3								
i	5	MW179	-2516.5	4627.9		5.82E-01	1.33E-01	1.16E-05				
i	5	MW181	-3042.8	3107.3			1.33E-01					
i	5	MW197	-6162.5	2863.1								
i	5	MW200	-4823.9	4443.3								
i	5	MW21	-4896.71	1749.85								

**Individual Well Results for Unfiltered Samples
Residential Use Systemic Toxicity - Hazard Indices**

Area	HU	Location	Admin. East	Admin. North	Bromodichloromethane	Boron	Li	m,p-Xylene	1,3,5-Trimethylbenzene	Bromomethane	1,4-Dichlorobenzene	1,2-Dichlorobenzene
i	5	MW220	-2822.84	3279.19			1.33E-01					
i	5	MW221	-2784.92	3863.68			1.33E-01					
i	5	MW222	-2563.11	3659.61		4.81E-02	1.33E-01	3.78E-05	5.08E-02			
i	5	MW223	-2725.63	3719.99		5.11E-02	1.33E-01			3.47E-01		
i	5	MW224	-2467.33	3627.71			1.33E-01	1.39E-05			1.16E-04	4.74E-04
i	5	MW225	-2634.42	3323.37								
i	5	MW263	-2760.5953	4551.9705		2.93E-01	1.33E-01					
i	5	MW264	-2239.6467	4639.9052			1.33E-01					
i	5	MW265	-1888.7015	4409.7626			1.33E-01					
i	5	MW266	-2259.7364	4639.9041		3.80E-01	1.33E-01					
i	5	MW267	-2819.732	3264.7354			1.33E-01					
i	5	MW268	-3103.0242	6472.4806								
i	5	MW269	-3112.9825	6472.6672								
i	5	MW270	-2713.0965	6513.5114								
i	5	MW271	-2703.2775	6514.5772								
i	5	MW272	-2253.8761	6598.4451								
i	5	MW273	-2244.5718	6598.115								
i	5	MW274	-2205.704	6169.957								
i	5	MW275	-2195.9653	6170.9954								
i	5	MW276	-3107.1927	4470.7368								
i	5	MW277	-3117.1112	4469.6034								
i	5	MW353	-3311.97	2599.3								
i	5	MW38	-2946.04	3731.8601								
i	5	MW39	-2947.0501	3947.77								
i	5	MW40	-2940.3	3961.19								
i	5	MW41	-2871.23	4087.52								
i	5	MW42	-2391.85	4539.32								
i	5	MW43	-1872	4199.93								
i	5	MW44	-2259	3848.04								
i	5	MW98	-3281.31	7397.46								
i	5	MW99	1842.46	6826.71								
i	McN	MW133	-1715.66	9124.7								
j	5	TVA D-05	-7175	14860								
j	5	TVA D-08	-3980	14035								
j	5	TVA D-13	-1060	16100								
j	5	TVA D-30	-1400	17140								
j	McN	TVA D-07	-3226	17314								
j	McN	TVA D-23	-1400	15340								
k	EOC	MW305	-9121.6763	-6929.7942								
k	EOC	MW307	-8785.3952	-6208.0493								
k	EOC	MW309	-9059.2821	-4925.2								
k	TG	MW184	-7386.9	-3997.3								
k	TG	MW196	-4977.8	-7987.3								
k	TG	MW300	-7898.2689	-4203.5489								
k	TG	MW301	-7582.7028	-4128.0632								
k	TG	MW302	-8066.6439	-3714.1996								
k	TG	MW306	-8795.6706	-6517.7641								
k	TG	MW310	-9158.5394	-5074.467								
k	TG	MW311	-8963.3563	-5293.5772								
k	TG	MW317	-8399.0538	-3377.3589								
k	TG	MW318	-8589.4155	-3378.001								

Individual Well Results for Unfiltered Samples
Residential Use Systemic Toxicity - Hazard Indices

Area	HU	Location	Admin. East	Admin. North	PCB-1254	Acrylonitrile	4-Methyl-2-pentanone	1,1-DCA	Organic	Inorganic	Total
a	2	011-008	-4030	-1721.15					9.00E+03		9.00E+03
a	2	040-001	-4050.64	-1149.2					1.90E-01		1.90E-01
a	2	203-001	-4405.44	-1150.5					1.90E+00		1.90E+00
a	2	400-003	-4230.77	-1189.5					9.40E+01		9.40E+01
a	2	400-016	-4189.98	-1745.17					2.80E+03		2.80E+03
a	2	400-017	-4344.09	-1819.47					1.90E+01		1.90E+01
a	2	400-025	-4050.69	-1482.59					2.00E-01		2.00E-01
a	2	400-026	-4099.79	-1553.53					2.10E+02		2.10E+02
a	2	400-027	-3963.87	-1798.28					5.10E+00		5.10E+00
a	2	400-063	-4051.13	-1384.91					6.20E+00		6.20E+00
a	2	MW157	-4025.7	-1688.6					4.40E+04	1.70E+00	4.40E+04
a	2	MW219	-4481.4	-1917.3					3.30E+00	2.40E+00	5.70E+00
a	4	MW156	-4025.7	-1703.7					2.60E+04	1.40E+00	2.60E+04
a	5	MW155	-4025	-1669.4					1.60E+02	1.30E+00	1.60E+02
a	5	MW175	-4379.1	-1428.3					1.30E+03	9.80E+01	1.40E+03
a	5	MW178	-4073.6	-1216.2					5.90E+02	8.20E+00	6.00E+02
a	5	MW341	-3938.343	-1061.1343					2.40E+02		2.40E+02
a	5	MW342	-4404.5028	-1289.6997					1.50E+03		1.50E+03
a	5	MW343	-4403.9677	-1083.6767					5.50E+03		5.50E+03
b	2	MW154	-6225.48	-810.29					5.30E+01	1.20E+00	5.40E+01
b	2	MW170	-5557.6	-175.8						4.00E+00	4.00E+00
b	2	MW171	-5418.4	-471.5						6.60E-01	6.60E-01
b	2	MW172	-5977.9	-192.2					2.30E-01	4.40E+00	4.60E+00
b	2	MW186	-6581.3	952.6					2.00E+02	2.90E+01	2.30E+02
b	2	MW187	-6854.5	964.4					4.00E+01	1.30E+01	5.30E+01
b	2	MW190	-6951.6	237.9					1.40E-01	4.40E+00	4.50E+00
b	2	MW2	-5422	-688					2.60E+05		2.60E+05
b	2	MW246	-7447.6953	1345.1263					1.50E-01	4.50E+00	4.70E+00
b	2	MW47	-5871.99	-1070.29					2.40E+00		2.40E+00
b	2	MW57	-6194.01	-810.89					1.70E-01	5.20E+00	5.40E+00
b	2	MW64	-7235.37	880.24					4.60E+00	6.00E+00	1.10E+01
b	2	MW85	-5960.21	-804.8					1.50E-01	5.20E+00	5.40E+00
b	2	MW88	-5809.9	-805.09					7.20E+01	1.50E+00	7.40E+01
b	2	MW91	-5660.38	-804.6					2.80E+00	3.70E+00	6.60E+00
b	2	MW94	-5979.52	-1028.64					4.30E+00	5.50E-01	4.90E+00
b	2	PZ334	-6189.98	-1015.64						1.30E+00	1.30E+00
b	2	PZ336	-6137.17	-939.6						5.10E-01	5.10E-01
b	2	PZ74	-6152.39	-826.91					1.10E+00	3.60E+00	4.70E+00
b	5	EW230	-7301.4916	1405.8063					1.80E+03		1.80E+03
b	5	MW169	-5558	-191.4					1.20E-01	1.10E+01	1.10E+01
b	5	MW185	-6601.9	952.9					2.30E+02	1.60E+01	2.50E+02
b	5	MW22	-6219.97	1525.18					5.60E+00		5.60E+00
b	5	MW226	-5740.41	-1241.06					1.30E+00	1.40E+00	2.70E+00
b	5	MW242	-7083.2794	1678.9796					4.00E+01	4.00E+00	4.40E+01
b	5	MW243	-7382.0265	1681.4026					7.70E+02	2.00E+00	7.80E+02
b	5	MW244	-7589.0791	1467.5042					1.90E+02		1.90E+02
b	5	MW245	-7397.5537	1119.219					2.70E+00	1.30E+05	1.30E+05
b	5	MW248	-7376.716	1385.4221					1.00E+03	4.30E+00	1.00E+03
b	5	MW249	-7432.4541	1357.752					1.50E+02	6.70E+00	1.60E+02
b	5	MW250	-7431.7846	1396.3409					8.80E+02	8.30E+04	8.40E+04
b	5	MW257	-5972.207	442.3827					6.10E+02	6.80E+00	6.10E+02
b	5	MW261	-5979.2011	442.1934					1.90E+03	9.30E-01	1.90E+03
b	5	MW262	-5378.4612	86.9847					1.10E+03	5.00E+00	1.10E+03
b	5	MW333	-6210	-1040					1.20E+00	5.60E+00	6.80E+00
b	5	MW337	-6263.0825	-849.6193					4.20E+00	1.60E+01	2.00E+01

Individual Well Results for Unfiltered Samples
Residential Use Systemic Toxicity - Hazard Indices

Area	HU	Location	Admin. East	Admin. North	PCB-1254	Acrylonitrile	4-Methyl-2-pentanone	1,1-DCA	Organic	Inorganic	Total
b	5	MW338	-6212.9523	-898.0215					1.20E-01	3.40E+00	3.50E+00
b	5	MW339	-6468.5	663.2					2.10E+03	9.00E+00	2.10E+03
b	5	MW340	-6165.4	665.5					8.80E+01	3.50E+00	9.20E+01
b	5	MW46	-5881.63	-1069.22						3.20E+00	3.20E+00
b	5	MW48	-6197.46	-1060.99						1.70E+00	1.70E+00
b	5	MW50	-6322.26	-974.47					1.70E-01	3.00E+00	3.10E+00
b	5	MW51	-6325.5	-883.14					1.70E-01	2.90E+00	3.10E+00
b	5	MW52	-6691.91	-67.56						1.60E+00	1.60E+00
b	5	MW53	-6501.71	240.33						6.60E+00	6.60E+00
b	5	MW54	-6927.14	238.69					1.70E-01	1.10E+00	1.30E+00
b	5	MW63	-7235.74	895.26					3.50E-01	7.70E+00	8.10E+00
b	5	MW65	-7234.91	865.12					2.00E-01	2.00E-03	2.00E-01
b	5	MW66	-6872.62	978.57					5.40E+02	3.70E+00	5.40E+02
b	5	MW67	-6134.48	-755.36					1.90E-01	4.50E-01	6.40E-01
b	5	MW84	-5975.23	-804.2					9.80E-02	8.20E-01	9.20E-01
b	5	MW86	-5945.24	-804.9					8.40E-02	1.90E+00	2.00E+00
b	5	MW87	-5825.09	-804.98					8.40E-02		8.40E-02
b	5	MW89	-5795.14	-804.13					9.10E-02	2.50E+04	2.50E+04
b	5	MW90	-5675.22	-803.46					2.60E-01	7.70E-01	1.00E+00
b	5	MW92	-5645	-805.26					8.40E-02		8.40E-02
b	5	MW93	-5994.81	-1028.57					1.10E-01		1.10E-01
b	5	MW95	-5964.22	-1028.61					1.00E-01	2.20E-01	3.20E-01
b	McN	MW247	-7445.6977	1360.1469					5.00E+01	1.90E+01	7.00E+01
c	2	MW164	-2034.2	-1415.6					5.00E+00	1.50E-02	5.10E+00
c	2	MW167	-4822.5	-908.7						4.00E-01	4.00E-01
c	3	MW166	-3152.3	893.3					1.20E+00	1.80E+00	3.10E+00
c	4	PZ107	-3681.93	-3571.32					5.00E-01		5.00E-01
c	5	MW163	-2041	-1400.8					1.60E+01	4.40E-01	1.70E+01
c	5	MW165	-3135.7	898.3					2.30E-01		2.30E-01
c	5	MW168	-4822.5	-924.8					2.50E+01	1.40E+02	1.60E+02
c	5	MW205	-4360.3	-364.1					2.20E-01	3.60E+01	3.70E+01
c	5	MW206	-2924.5	-1504.8					8.40E-02	9.30E-01	1.00E+00
c	5	MW255	-1510.2777	-2230.289					1.00E+02	4.90E+00	1.10E+02
c	5	MW256	-1596.7664	-1896.4091					2.90E+01	1.30E-01	2.90E+01
c	5	MW260	-1982.1832	-786.0092					6.70E+01	1.80E+00	6.90E+01
d	2	MW160	-6945.9	-971.9					5.70E+03	2.50E+01	5.70E+03
d	2	MW162	-6886.2	-1666.8					8.00E+00	2.90E+00	1.10E+01
d	2	MW189	-6997.6	-2057.3						2.90E+00	2.90E+00
d	2	MW204	-5014.1	-2148.1					2.80E+01	1.90E-01	2.80E+01
d	2	MW207	-4636	-2432					1.30E+00	3.30E+00	4.50E+00
d	2	MW208	-4704	-2298						4.80E-01	4.80E-01
d	2	MW209	-4769	-2600					2.00E+00	2.80E+00	4.80E+00
d	2	MW212	-4171.88	-2041.46					1.70E-01		1.70E-01
d	2	MW213	-4290.2	-2233.9					3.60E-01	1.10E-01	4.70E-01
d	2	MW214	-4565.38	-2602.06					8.40E-02	1.10E-01	1.90E-01
d	2	MW215	-3905.7	-2301.2					3.30E+01		3.30E+01
d	2	MW216	-4452.2	-3235.2					1.00E+00	7.80E+00	8.90E+00
d	2	MW218	-5090.38	-2626.16					2.40E+01	3.20E+00	2.70E+01
d	2	MW303	-7461.2255	-3559.8958					1.40E-02	9.10E+04	9.10E+04
d	2	MW304	-6118.8227	-2158.6852					2.80E-01	1.30E+01	1.40E+01
d	2	MW312	-7017.8719	-3231.1895					8.00E-03	2.60E+00	2.60E+00
d	2	MW313	-7203.6974	-3158.7604					8.00E-03		8.00E-03
d	2	MW315	-6633.3272	-2273.8716					8.00E-03	5.50E-01	5.60E-01
d	2	MW316	-7173.3255	-2645.9145					8.00E-03	4.50E+00	4.50E+00
d	2	MW69	-4343.25	-2074.34					2.50E+00	1.00E+05	1.00E+05

Individual Well Results for Unfiltered Samples
Residential Use Systemic Toxicity - Hazard Indices

Area	HU	Location	Admin. East	Admin. North	PCB-1254	Acrylonitrile	4-Methyl-2-pentanone	1,1-DCA	Organic	Inorganic	Total
d	2	MW96	-4459.5	-2229.19					2.60E+01	5.90E+05	5.90E+05
d	3	MW217	-5080.28	-2760.66					9.70E-01	2.30E+00	3.20E+00
d	4	MW104	-6596.77	-3682.88						2.70E+00	2.70E+00
d	4	MW70	-4327.95	-2074.66					2.50E+00		2.50E+00
d	4	MW71	-4372.93	-2074.16					4.50E+00	6.50E+00	1.10E+01
d	5	MW103	-6252.14	-3500.84						5.90E-03	5.90E-03
d	5	MW158	-6957	-991.2					2.70E+00	4.40E+00	7.10E+00
d	5	MW159	-6937.1	-989.8					4.40E+00	2.70E+00	7.10E+00
d	5	MW161	-6916.9	-1666.7					1.90E+03	7.50E-01	1.90E+03
d	5	MW188	-7008.8	-2057.1					1.20E+00		1.20E+00
d	5	MW203	-5014.8	-2159.2					3.00E+00	3.10E+00	6.10E+00
d	5	MW227	-5769.88	-1240.6					3.40E-01	3.30E+00	3.60E+00
d	5	MW325	-6100.3002	-2090.9069					1.10E+01	2.60E+00	1.40E+01
d	5	MW326	-6185.001	-2430.1134					3.10E+00	4.00E+00	7.10E+00
d	5	MW327	-7100.8724	-2559.8102					1.80E-01	1.10E+05	1.10E+05
d	5	MW328	-7337.476	-1962.3084					5.10E-01	1.30E+00	1.80E+00
d	5	MW329	-7347.443	-1419.371					2.10E-01	1.50E+00	1.70E+00
d	5	MW330	-6636.3254	-2206.9108					1.00E-01	7.50E+00	7.60E+00
d	5	MW344	-7450.36	-3566.69						3.50E+00	3.50E+00
d	5	MW68	-4357.96	-2074.15					2.90E+00		2.90E+00
d	5	PZ117	-3758.83	-3081.57					9.60E+00		9.60E+00
d	5	PZ118	-3698.83	-3283.86					5.60E+02		5.60E+02
d	5	W108	-3698.9	-3132.86					1.30E+02		1.30E+02
d	McN	MW102	-6267.32	-3502.54						3.10E-02	3.10E-02
d	McN	PZ115	-3665.7	-3123.5					2.50E-01		2.50E-01
d	TG	MW314	-7116.6823	-3534.2633					8.00E-03		8.00E-03
e	2	MW237	-5196.8058	7328.8451					1.50E-01	1.20E+01	1.20E+01
e	3	MW127	-5664.11	6161.23					1.90E-01	3.70E+00	3.90E+00
e	5	MW123	-5661.33	6125.6					1.00E-01	1.30E+00	1.40E+00
e	5	MW125	-5662.81	6139.28					2.40E-01	5.30E-03	2.40E-01
e	5	MW134	-8335.0023	3568.93					5.90E+01	2.90E-01	5.90E+01
e	5	MW146	-5684.18	13549.15					1.40E-01	3.50E+00	3.70E+00
e	5	MW147	-5669.28	13548.69					2.40E-01		2.40E-01
e	5	MW152	-692.64	13136.67					1.30E-01	4.20E+00	4.30E+00
e	5	MW20	-6552.8	4889.55					2.70E+01	1.10E+01	3.80E+01
e	5	MW201	-4884	10167.4					1.50E+02	1.40E+00	1.50E+02
e	5	MW202	-5688	7613.2					6.80E+00	7.70E-01	7.50E+00
e	5	MW233	-5530.1489	7300.335					4.40E+01	1.90E-01	4.40E+01
e	5	MW234	-5188.172	7205.8238					5.70E+01	4.90E-02	5.70E+01
e	5	MW235	-4890.7399	7746.4151					3.20E+01		3.20E+01
e	5	MW236	-5087.7913	7919.9943					7.10E+01		7.10E+01
e	5	MW238	-5197.0581	7505.6366					9.00E+01	1.80E-01	9.00E+01
e	5	MW240	-5195.7829	7390.5997					1.00E+02	5.30E-01	1.00E+02
e	5	MW241	-5203.7909	7346.8579					1.00E+02	4.60E-01	1.00E+02
e	5	R113	-7192.8	4336.15					2.70E+01		2.70E+01
e	5	TVA D-03	-4425	12235					2.50E-01		2.50E-01
e	5	TVA D-09	-4750	15200						1.30E+01	1.30E+01
e	5	TVA D-14	-2790	12825					4.20E-01	5.60E+00	6.00E+00
e	5	TVA D-24	-810	14025					2.70E-01	9.20E-01	1.20E+00
e	5	TVA D-27	-725	13110						2.80E+01	2.80E+01
e	McN	MW121	-5677.65	6161.53					1.10E-01	3.70E+01	3.70E+01
e	McN	MW239	-5203.6499	7330.3964					9.20E-02	3.90E+00	4.00E+00
e	McN	TVA D-25	-2040	13740						1.90E+01	1.90E+01
f	2	MW128	1883.08	746.17					1.10E-01	1.50E+00	1.60E+00
f	4	MW149	3214.11	5754.34						8.20E+00	8.20E+00

**Individual Well Results for Unfiltered Samples
Residential Use Systemic Toxicity - Hazard Indices**

Area	HU	Location	Admin. East	Admin. North	PCB-1254	Acrylonitrile	4-Methyl-2-pentanone	1,1-DCA	Organic	Inorganic	Total
f	4	MW193	515.8	3064.9					5.80E+00	2.70E+01	3.30E+01
f	5	MW124	1879.15	726.38					6.20E+01	1.00E+01	7.20E+01
f	5	MW126	1881.49	736.67					2.00E+01	5.40E+00	2.60E+01
f	5	MW144	-770.1	369.58					2.50E+01	1.00E+01	3.60E+01
f	5	MW145	-768.84	383.32					3.90E+01	4.20E+00	4.40E+01
f	5	MW148	3289.83	5755.06					3.80E+00	4.60E+00	8.40E+00
f	5	MW258	-745.654	-1643.2484					1.70E+02	2.30E+00	1.80E+02
f	5	MW283	599.2737	903.2568					6.10E+01	1.20E-01	6.10E+01
f	5	MW284	1589.9994	913.4824					1.30E+02	7.80E+00	1.30E+02
f	5	MW288	1564.9368	679.0144					1.30E+02	7.10E+00	1.40E+02
f	5	MW291	1699.8141	968.887					8.40E+01	1.10E+01	9.50E+01
f	5	MW292	924.0336	33.1863					1.00E+02	2.70E+00	1.10E+02
f	5	MW293	1802.403	839.0142					1.50E+02	6.00E+00	1.50E+02
f	5	MW294	1790.398	842.7724					1.60E+02	8.10E+00	1.70E+02
f	5	MW352	-530.83	-1189.73					7.00E+01		7.00E+01
f	McN	MW122	1876.17	717.07						1.90E-01	1.90E-01
g	2	MW143	-12156.05	6513.64						3.30E+00	3.30E+00
g	2	MW195	-10193.4	1861.1						3.30E-01	3.30E-01
g	5	MW106	-8438.9	990.93					8.40E-02	3.10E+00	3.20E+00
g	5	MW141	-12173.02	6544.69						9.40E+00	9.40E+00
g	5	MW142	-12162.53	6529.75						2.30E-02	2.30E-02
g	5	MW194	-10177.5	1865.6					8.40E-02	9.90E-01	1.10E+00
g	5	MW199	-10076.6	10090.1						8.10E+04	8.10E+04
g	5	R5	-8109.4	5527.07						1.20E+00	1.20E+00
g	McN	MW140	-12179.19	6558.48						7.80E-01	7.80E-01
h	5	MW100	4900	7200					2.90E-01	1.30E+00	1.60E+00
h	5	MW150	4782.26	2215						9.40E+00	9.40E+00
h	5	MW191	2597.4	600.3						1.50E-01	1.50E-01
h	McN	MW120	-1489.08	-5880.16						3.50E-01	3.50E-01
h	TG	MW129	-1485.42	-5912.73						8.30E+00	8.30E+00
h	TG	MW130	-1483.89	-5924.02						1.90E-01	1.90E-01
h	TG	MW131	-1481.41	-5938.94						3.20E+00	3.20E+00
h	TG	MW151	4208.2	-613.57						9.20E+00	9.20E+00
i	1	MW182	-3027.4	3107.2					1.10E+00	5.20E+01	5.30E+01
i	2	MW16	-2899.11	3088.57					1.20E-01	1.30E+00	1.40E+00
i	2	MW174	-5307.2	1021.2					1.10E-01	2.70E+00	2.80E+00
i	2	MW198	-6163	2874.8						4.40E+01	4.40E+01
i	2	PZ279	-3171.0518	5355.8065					2.50E-01		2.50E-01
i	2	PZ281	-3160.8879	5999.9403					1.50E+00		1.50E+00
i	3	MW138	-1734.38	9163.18						5.60E-01	5.60E-01
i	3	MW17	-2811.66	4149.22					4.80E-03	7.40E+04	7.40E+04
i	3	MW18	-2354.58	4213.97					1.10E-01	1.10E+01	1.10E+01
i	3	MW180	-2494.2	4627					2.00E+00	9.00E+00	1.10E+01
i	3	MW19	-2964.46	4470.12					1.30E-02	9.20E+04	9.20E+04
i	4	MW353	-3311.97	2599.3					6.70E-02		6.70E-02
i	5	MW132	-559.79	6192.35						3.70E-01	3.70E-01
i	5	MW135	-1520.05	9137.28					1.40E-01	4.70E-01	6.10E-01
i	5	MW137	-1726.75	9150.86					1.30E-01		1.30E-01
i	5	MW139	-576.59	6189.67					1.70E-01		1.70E-01
i	5	MW173	-5290	1020.3					1.20E-01	1.40E+00	1.50E+00
i	5	MW179	-2516.5	4627.9					3.50E-01	2.80E+00	3.20E+00
i	5	MW181	-3042.8	3107.3					8.80E-02	4.00E+01	4.00E+01
i	5	MW197	-6162.5	2863.1					1.00E+00	2.60E+01	2.70E+01
i	5	MW200	-4823.9	4443.3					1.10E-01	7.30E-01	8.40E-01
i	5	MW21	-4896.71	1749.85						2.30E-01	2.30E-01

Individual Well Results for Unfiltered Samples
Residential Use Systemic Toxicity - Hazard Indices

Area	HU	Location	Admin. East	Admin. North	PCB-1254	Acrylonitrile	4-Methyl-2-pentanone	1,1-DCA	Organic	Inorganic	Total
i	5	MW220	-2822.84	3279.19					2.60E-01	8.40E+00	8.60E+00
i	5	MW221	-2784.92	3863.68					3.80E-01	2.80E+00	3.20E+00
i	5	MW222	-2563.11	3659.61					1.40E-01	3.80E+00	4.00E+00
i	5	MW223	-2725.63	3719.99					4.40E-01	4.80E+00	5.30E+00
i	5	MW224	-2467.33	3627.71					2.90E-01	5.60E-01	8.50E-01
i	5	MW225	-2634.42	3323.37					5.50E-03		5.50E-03
i	5	MW263	-2760.5953	4551.9705					7.20E-01	1.50E+01	1.60E+01
i	5	MW264	-2239.6467	4639.9052					1.60E-01	1.60E+00	1.80E+00
i	5	MW265	-1888.7015	4409.7626					2.10E-01	1.30E+01	1.30E+01
i	5	MW266	-2259.7364	4639.9041					2.60E-01	2.10E+01	2.10E+01
i	5	MW267	-2819.732	3264.7354						1.70E+01	1.70E+01
i	5	MW268	-3103.0242	6472.4806					2.50E-02	7.20E-01	7.50E-01
i	5	MW269	-3112.9825	6472.6672	4.62E+00				4.70E+00	5.00E+00	9.70E+00
i	5	MW270	-2713.0965	6513.5114						4.80E+01	4.80E+01
i	5	MW271	-2703.2775	6514.5772						1.30E+02	1.30E+02
i	5	MW272	-2253.8761	6598.4451					3.90E-03	8.40E+00	8.40E+00
i	5	MW273	-2244.5718	6598.115						7.80E+01	7.80E+01
i	5	MW274	-2205.704	6169.957					2.70E-03	3.40E+02	3.40E+02
i	5	MW275	-2195.9653	6170.9954					7.00E-03	1.90E+02	1.90E+02
i	5	MW276	-3107.1927	4470.7368					2.30E+00	3.50E+01	3.80E+01
i	5	MW277	-3117.1112	4469.6034					2.60E+00	3.80E+00	6.50E+00
i	5	MW353	-3311.97	2599.3					1.70E-02		1.70E-02
i	5	MW38	-2946.04	3731.8601					4.10E-01		4.10E-01
i	5	MW39	-2947.0501	3947.77		8.16E+00			8.20E+00	1.70E+00	1.00E+01
i	5	MW40	-2940.3	3961.19					9.10E-02		9.10E-02
i	5	MW41	-2871.23	4087.52					1.90E+00	4.40E-01	2.40E+00
i	5	MW42	-2391.85	4539.32			3.33E-01		4.70E-01	1.00E+00	1.50E+00
i	5	MW43	-1872	4199.93					2.80E-01		2.80E-01
i	5	MW44	-2259	3848.04					3.00E+00		3.00E+00
i	5	MW98	-3281.31	7397.46					1.60E-01	2.40E+01	2.50E+01
i	5	MW99	1842.46	6826.71					3.40E-01		3.40E-01
i	McN	MW133	-1715.66	9124.7						3.10E+00	3.10E+00
j	5	TVA D-05	-7175	14860						3.50E+00	3.50E+00
j	5	TVA D-08	-3980	14035						6.70E+00	6.70E+00
j	5	TVA D-13	-1060	16100						3.30E+00	3.30E+00
j	5	TVA D-30	-1400	17140						1.00E+01	1.00E+01
j	McN	TVA D-07	-3226	17314						2.30E+01	2.30E+01
j	McN	TVA D-23	-1400	15340						4.50E+00	4.50E+00
k	EOC	MW305	-9121.6763	-6929.7942						5.30E-01	5.30E-01
k	EOC	MW307	-8785.3952	-6208.0493					8.90E-03		8.90E-03
k	EOC	MW309	-9059.2821	-4925.2					9.20E-02	2.20E+00	2.30E+00
k	TG	MW184	-7386.9	-3997.3						2.90E+01	2.90E+01
k	TG	MW196	-4977.8	-7987.3					1.50E-01	2.50E+05	2.50E+05
k	TG	MW300	-7898.2689	-4203.5489				2.92E-01	1.40E+02	4.80E+05	4.80E+05
k	TG	MW301	-7582.7028	-4128.0632					3.20E+00	4.30E+01	4.60E+01
k	TG	MW302	-8066.6439	-3714.1996					1.60E-02	9.40E-01	9.60E-01
k	TG	MW306	-8795.6706	-6517.7641					1.60E-02	1.20E-03	1.70E-02
k	TG	MW310	-9158.5394	-5074.467					1.60E-03	3.10E+00	3.10E+00
k	TG	MW311	-8963.3563	-5293.5772					5.10E-01	5.30E-01	1.00E+00
k	TG	MW317	-8399.0538	-3377.3589						9.00E-01	9.00E-01
k	TG	MW318	-8589.4155	-3378.001					5.50E+01		5.50E+01

Individual Well Results for Unfiltered Samples
Residential Use Systemic Toxicity - Exposure Point Concentrations

Area	HU	Location	Admin. East	Admin. North	TCE	1,1-DCE	trans-1,2-DCE	Al	As	Fe	Zn	Bis(2-ethylhexyl)phthalate	cis-1,2-DCE	Uranium	Va
a	2	011-008	-4030	-1721.15	1.07E+02										
a	2	040-001	-4050.64	-1149.2	2.30E-03										
a	2	203-001	-4405.44	-1150.5	2.20E-02	1.60E-03									
a	2	400-003	-4230.77	-1189.5	1.12E+00										
a	2	400-016	-4189.98	-1745.17	3.30E+01		5.00E-01								
a	2	400-017	-4344.09	-1819.47	2.30E-01										
a	2	400-025	-4050.69	-1482.59	2.40E-03										
a	2	400-026	-4099.79	-1553.53	2.48E+00										
a	2	400-027	-3963.87	-1798.28	6.10E-02										
a	2	400-063	-4051.13	-1384.91	7.40E-02										
a	2	MW157	-4025.7	-1688.6	5.22E+02			2.90E+00	2.82E-03	4.09E+00	2.34E-02	1.00E-03	1.30E-01		
a	2	MW219	-4481.4	-1917.3	3.18E-02									3.10E-02	1.57E-01
a	4	MW156	-4025.7	-1703.7	3.04E+02		1.20E+00			1.01E+00					
a	5	MW155	-4025	-1669.4	1.87E+00	2.40E-02		9.78E-01		1.89E+00			6.80E-03		6.10E-02
a	5	MW175	-4379.1	-1428.3	1.38E+01			8.96E+01	1.96E-02	3.02E+02	4.22E-01		2.20E-01		6.15E-01
a	5	MW178	-4073.6	-1216.2	7.03E+00			2.23E+00							
a	5	MW341	-3938.343	-1061.1343	1.20E+00								1.00E-01		
a	5	MW342	-4404.5028	-1289.6997	1.80E+01										
a	5	MW343	-4403.9677	-1083.6767	6.50E+01										
b	2	MW154	-6225.48	-810.29	6.28E-01									8.00E-03	
b	2	MW170	-5557.6	-175.8				7.51E+00		6.60E+00					1.52E-01
b	2	MW171	-5418.4	-471.5				2.39E+00							
b	2	MW172	-5977.9	-192.2	2.68E-03			1.38E+01		1.56E+01					
b	2	MW186	-6581.3	952.6	6.44E-01	2.90E-03	5.10E-03	1.09E+00	1.00E-01	4.84E+00	2.02E-02		2.93E+00	9.31E-03	1.64E-01
b	2	MW187	-6854.5	964.4	4.35E-01	2.20E-03		1.06E+00	1.15E-02		2.50E-02		5.32E-02	1.84E-02	7.09E-02
b	2	MW190	-6951.6	237.9	1.64E-03			8.08E+00		6.66E+00					1.76E-01
b	2	MW2	-5422	-688	3.10E+03										
b	2	MW246	-7447.6953	1345.1263	1.74E-03			6.65E+00		4.89E+00	8.00E-02				2.60E-01
b	2	MW47	-5871.99	-1070.29	2.90E-02										
b	2	MW57	-6194.01	-810.89	2.00E-03					1.68E+01				8.00E-03	
b	2	MW64	-7235.37	880.24	5.45E-02									9.24E-02	1.11E-01
b	2	MW85	-5960.21	-804.8	1.83E-03				1.98E-02					6.38E-03	
b	2	MW88	-5809.9	-805.09	8.59E-01				6.79E-03						
b	2	MW91	-5660.38	-804.6	3.36E-02				2.54E-03					5.22E-03	
b	2	MW94	-5979.52	-1028.64	5.16E-02				2.50E-03						
b	2	PZ334	-6189.98	-1015.64										6.10E-02	
b	2	PZ336	-6137.17	-939.6										2.30E-02	
b	2	PZ74	-6152.39	-826.91	1.30E-02					1.40E+01					
b	5	EW230	-7301.4916	1405.8063	2.10E+01										
b	5	MW169	-5558	-191.4	1.44E-03			2.98E+01		2.16E+01	6.59E-02				
b	5	MW185	-6601.9	952.9	2.52E+00	1.30E-03		3.63E+00	3.03E-02	1.19E+01	4.74E-02		1.40E-01	4.98E-03	4.94E-02
b	5	MW22	-6219.97	1525.18	6.70E-02										
b	5	MW226	-5740.41	-1241.06	1.60E-02										
b	5	MW242	-7083.2794	1678.9796	4.78E-01			1.05E+00		2.34E+00					
b	5	MW243	-7382.0265	1681.4026	9.21E+00					1.10E+00					
b	5	MW244	-7589.0791	1467.5042	2.31E+00										
b	5	MW245	-7397.5537	1119.219	3.19E-02			9.92E+00		8.88E+00					
b	5	MW248	-7376.716	1385.4221	1.21E+01			8.44E-01		1.03E+00	6.00E-02				2.10E-01
b	5	MW249	-7432.4541	1357.752	1.80E+00			1.52E+00		2.57E+00					
b	5	MW250	-7431.7846	1396.3409	1.04E+01			7.92E-01		9.37E-01	7.00E-02				
b	5	MW257	-5972.207	442.3827	7.22E+00				5.79E-03	1.18E+01					
b	5	MW261	-5979.2011	442.1934	2.21E+01				2.50E-03		3.56E-02				
b	5	MW262	-5378.4612	86.9847	1.27E+01					1.01E+01	6.29E-02		5.75E-02		
b	5	MW333	-6210	-1040	1.38E-02					6.20E+00					
b	5	MW337	-6263.0825	-849.6193	5.05E-02					5.60E+01					

Individual Well Results for Unfiltered Samples
Residential Use Systemic Toxicity - Exposure Point Concentrations

Area	HU	Location	Admin. East	Admin. North	TCE	1,1-DCE	trans-1,2-DCE	AI	As	Fe	Zn	Bis(2-ethylhexyl)phthalate	cis-1,2-DCE	Uranium	Va
b	5	MW338	-6212.9523	-898.0215	1.41E-03					5.70E+00					
b	5	MW339	-6468.5	663.2	2.50E+01					2.40E+01			3.60E-02		
b	5	MW340	-6165.4	665.5	1.04E+00								1.10E+01		
b	5	MW46	-5881.63	-1069.22						1.24E+01	8.20E-02		1.30E-02		
b	5	MW48	-6197.46	-1060.99						6.52E+00					
b	5	MW50	-6322.26	-974.47	2.00E-03						9.70E-02				
b	5	MW51	-6325.5	-883.14	2.00E-03					1.01E+01					
b	5	MW52	-6691.91	-67.56						5.89E+00					
b	5	MW53	-6501.71	240.33											
b	5	MW54	-6927.14	238.69	2.00E-03										
b	5	MW63	-7235.74	895.26	4.18E-03									3.35E-02	
b	5	MW65	-7234.91	865.12	2.32E-03										
b	5	MW66	-6872.62	978.57	6.23E+00			5.99E-01		5.22E+00	1.78E-02		3.06E-02	5.45E-02	
b	5	MW67	-6134.48	-755.36	2.20E-03										
b	5	MW84	-5975.23	-804.2	1.17E-03										
b	5	MW86	-5945.24	-804.9	1.00E-03				8.31E-03					2.26E-03	
b	5	MW87	-5825.09	-804.98	1.00E-03										
b	5	MW89	-5795.14	-804.13	1.08E-03									5.55E-03	
b	5	MW90	-5675.22	-803.46	1.00E-03				2.50E-03					5.71E-03	
b	5	MW92	-5645	-805.26	1.00E-03										
b	5	MW93	-5994.81	-1028.57	1.33E-03										
b	5	MW95	-5964.22	-1028.61	1.22E-03									9.78E-03	
b	McN	MW247	-7445.6977	1360.1469	6.00E-01			8.42E-01							
c	2	MW164	-2034.2	-1415.6	6.00E-02						6.90E-02				
c	2	MW167	-4822.5	-908.7				2.22E+00							
c	3	MW166	-3152.3	893.3	4.43E-03			5.92E+00		6.44E+00					
c	4	PZ107	-3681.93	-3571.32	6.00E-03										
c	5	MW163	-2041	-1400.8	1.84E-01	8.00E-03		2.64E+00					5.00E-03		
c	5	MW165	-3135.7	898.3	1.29E-03										
c	5	MW168	-4822.5	-924.8	2.97E-01			7.14E+00		4.19E+01					
c	5	MW205	-4360.3	-364.1	2.59E-03			2.16E+01		2.67E+01					
c	5	MW206	-2924.5	-1504.8	1.00E-03			2.91E+00		3.32E+00					
c	5	MW255	-1510.2777	-2230.289	1.24E+00					4.24E+00	9.85E-02		9.80E-03		
c	5	MW256	-1596.7664	-1896.4091	3.24E-01	2.64E-02									
c	5	MW260	-1982.1832	-786.0092	8.03E-01					4.85E+00	3.13E-02				
d	2	MW160	-6945.9	-971.9	6.77E+01			6.24E+01	4.33E-03	5.15E+01	6.90E-02				7.11E-01
d	2	MW162	-6886.2	-1666.8	9.01E-02			1.02E+01		8.89E+00			9.00E-03		
d	2	MW189	-6997.6	-2057.3				7.01E+00		1.07E+01					
d	2	MW204	-5014.1	-2148.1	2.60E-01	1.00E-01							8.00E-03		
d	2	MW207	-4636	-2432	2.97E-03	7.74E-03									2.27E-01
d	2	MW208	-4704	-2298				3.47E+00							
d	2	MW209	-4769	-2600	2.40E-02										1.90E-01
d	2	MW212	-4171.88	-2041.46	2.00E-03										
d	2	MW213	-4290.2	-2233.9	4.30E-03									5.00E-03	
d	2	MW214	-4565.38	-2602.06	1.00E-03										
d	2	MW215	-3905.7	-2301.2	3.98E-01										
d	2	MW216	-4452.2	-3235.2	1.24E-02									3.70E-02	4.35E-01
d	2	MW218	-5090.38	-2626.16	2.80E-01										2.31E-01
d	2	MW303	-7461.2255	-3559.8958				7.69E+00	3.03E-03	2.23E+01	4.31E-02			8.93E-02	
d	2	MW304	-6118.8227	-2158.6852	3.00E-03			4.62E+01		4.00E+01					
d	2	MW312	-7017.8719	-3231.1895				5.31E+00		8.55E+00					
d	2	MW313	-7203.6974	-3158.7604											
d	2	MW315	-6633.3272	-2273.8716											
d	2	MW316	-7173.3255	-2645.9145				1.47E+01		1.12E+01					
d	2	MW69	-4343.25	-2074.34	2.92E-02					2.06E+01					1.44E-01

Individual Well Results for Unfiltered Samples
Residential Use Systemic Toxicity - Exposure Point Concentrations

Area	HU	Location	Admin. East	Admin. North	TCE	1,1-DCE	trans-1,2-DCE	Al	As	Fe	Zn	Bis(2-ethylhexyl)phthalate	cis-1,2-DCE	Uranium	Va
d	2	MW96	-4459.5	-2229.19				2.83E+01	2.07E-02	2.84E+01				3.01E-03	3.22E-01
d	3	MW217	-5080.28	-2760.66	1.15E-02										
d	4	MW104	-6596.77	-3682.88											2.20E-01
d	4	MW70	-4327.95	-2074.66											
d	4	MW71	-4372.93	-2074.16	5.29E-02										1.31E-01
d	5	MW103	-6252.14	-3500.84							2.64E-02				
d	5	MW158	-6957	-991.2	2.80E-02			2.45E+00		8.05E+00			8.00E-03		
d	5	MW159	-6937.1	-989.8	4.81E-02								8.00E-03		
d	5	MW161	-6916.9	-1666.7	2.30E+01					2.84E+00					
d	5	MW188	-7008.8	-2057.1	1.43E-02										
d	5	MW203	-5014.8	-2159.2	3.55E-02			5.39E+00		6.49E+00	4.07E-02				
d	5	MW227	-5769.88	-1240.6	3.73E-03				7.50E-03					2.10E-03	
d	5	MW325	-6100.3002	-2090.9069	1.29E-01										
d	5	MW326	-6185.001	-2430.1134	2.92E-02							1.00E-03	1.22E-02		
d	5	MW327	-7100.8724	-2559.8102	2.00E-03										
d	5	MW328	-7337.476	-1962.3084	3.55E-03						2.44E-02				
d	5	MW329	-7347.443	-1419.371	1.48E-03										
d	5	MW330	-6636.3254	-2206.9108	1.00E-03			1.33E+01		6.84E+00	3.59E-02	2.00E-03			
d	5	MW344	-7450.36	-3566.69				4.73E+00	4.14E-03	6.88E+00					
d	5	MW68	-4357.96	-2074.15	3.40E-02										
d	5	PZ117	-3758.83	-3081.57	9.70E-02								2.90E-02		
d	5	PZ118	-3698.83	-3283.86	6.70E+00										
d	5	W108	-3698.9	-3132.86	1.48E+00								2.12E-02		
d	McN	MW102	-6267.32	-3502.54							1.39E-01				
d	McN	PZ115	-3665.7	-3123.5	3.00E-03										
d	TG	MW314	-7116.6823	-3534.2633											
e	2	MW237	-5196.8058	7328.8451	1.76E-03			4.79E+00	3.76E-03	4.99E+00	1.18E-01				7.60E-01
e	3	MW127	-5664.11	6161.23	2.26E-03										2.46E-01
e	5	MW123	-5661.33	6125.6	1.18E-03			5.47E+00		2.01E+00	2.21E-02				
e	5	MW125	-5662.81	6139.28	1.34E-03		5.00E-03				2.37E-02				
e	5	MW134	-8335.0023	3568.93	7.03E-01										
e	5	MW146	-5684.18	13549.15	1.67E-03			7.19E+00	3.00E-03	9.93E+00					
e	5	MW147	-5669.28	13548.69	2.80E-03										
e	5	MW152	-692.64	13136.67	1.54E-03					1.25E+00					
e	5	MW20	-6552.8	4889.55	3.24E-01					3.92E+01	1.16E-01				
e	5	MW201	-4884	10167.4	1.77E+00			1.99E+00		3.07E+00	1.52E-02				
e	5	MW202	-5688	7613.2	8.04E-02			1.92E+00		1.65E+00					
e	5	MW233	-5530.1489	7300.335	5.24E-01			4.24E-01		3.88E-01					
e	5	MW234	-5188.172	7205.8238	6.74E-01										
e	5	MW235	-4890.7399	7746.4151	3.85E-01										
e	5	MW236	-5087.7913	7919.9943	8.47E-01										
e	5	MW238	-5197.0581	7505.6366	1.07E+00			8.67E-01		5.31E-01					
e	5	MW240	-5195.7829	7390.5997	1.20E+00			1.10E+00		6.17E-01			1.20E-02		
e	5	MW241	-5203.7909	7346.8579	1.23E+00			7.85E-01		9.45E-01	5.90E-02				
e	5	R113	-7192.8	4336.15	3.20E-01										
e	5	TVA D-03	-4425	12235	3.00E-03										
e	5	TVA D-09	-4750	15200						1.63E+01	5.70E-02				
e	5	TVA D-14	-2790	12825	5.00E-03					1.20E+01	8.80E-02				
e	5	TVA D-24	-810	14025											
e	5	TVA D-27	-725	13110				4.81E+01		8.64E+01	1.94E-01			5.00E-03	2.76E-01
e	McN	MW121	-5677.65	6161.53	1.26E-03			3.82E+01	1.22E-02	5.89E+01	2.03E-01			8.15E-03	8.36E-01
e	McN	MW239	-5203.6499	7330.3964	1.09E-03			1.49E+00		1.25E+01					
e	McN	TVA D-25	-2040	13740				1.59E+01	7.30E-03	3.85E+01					7.08E-01
f	2	MW128	1883.08	746.17	1.36E-03			6.89E+00		4.08E+00	6.24E-02				
f	4	MW149	3214.11	5754.34											1.07E-01

Individual Well Results for Unfiltered Samples
Residential Use Systemic Toxicity - Exposure Point Concentrations

Area	HU	Location	Admin. East	Admin. North	TCE	1,1-DCE	trans-1,2-DCE	Al	As	Fe	Zn	Bis(2-ethylhexyl)phthalate	cis-1,2-DCE	Uranium	Va
f	4	MW193	515.8	3064.9	6.86E-02			4.63E+01	7.60E-03	4.84E+01	1.18E-01				2.36E-01
f	5	MW124	1879.15	726.38	7.33E-01					9.18E+00			2.70E-03		
f	5	MW126	1881.49	736.67	2.41E-01										
f	5	MW144	-770.1	369.58	2.76E-01	2.40E-03					2.70E-02		1.90E-02		8.47E-02
f	5	MW145	-768.84	383.32	4.49E-01	1.60E-03							2.20E-02		6.85E-02
f	5	MW148	3289.83	5755.06	4.48E-02					3.42E+00	2.92E-02				
f	5	MW258	-745.654	-1643.2484	2.08E+00						5.83E-02				
f	5	MW283	599.2737	903.2568	7.29E-01										
f	5	MW284	1589.9994	913.4824	1.50E+00										
f	5	MW288	1564.9368	679.0144	1.55E+00			1.04E+00							
f	5	MW291	1699.8141	968.887	9.95E-01					3.91E+00					
f	5	MW292	924.0336	33.1863	1.23E+00										
f	5	MW293	1802.403	839.0142	1.74E+00										
f	5	MW294	1790.398	842.7724	1.88E+00										
f	5	MW352	-530.83	-1189.73	8.20E-01	2.00E-02						2.80E-02			
f	McN	MW122	1876.17	717.07							1.16E-01				
g	2	MW143	-12156.05	6513.64							3.87E-02				1.17E-01
g	2	MW195	-10193.4	1861.1				2.22E+00							
g	5	MW106	-8438.9	990.93	1.00E-03			7.12E+00	2.58E-03	7.97E+00					
g	5	MW141	-12173.02	6544.69						2.35E+00					
g	5	MW142	-12162.53	6529.75							1.01E-01				
g	5	MW194	-10177.5	1865.6	1.00E-03			3.45E+00		3.40E+00					
g	5	MW199	-10076.6	10090.1				1.43E+00		3.12E+00	1.10E-01				
g	5	R5	-8109.4	5527.07							5.30E+00				
g	McN	MW140	-12179.19	6558.48					2.50E-03						
h	5	MW100	4900	7200	2.01E-03					5.78E+00			2.40E-03		
h	5	MW150	4782.26	2215				1.01E+00	3.13E-03	1.50E+01				8.65E-03	9.61E-02
h	5	MW191	2597.4	600.3				2.31E+00							
h	McN	MW120	-1489.08	-5880.16											
h	TG	MW129	-1485.42	-5912.73											6.93E-01
h	TG	MW130	-1483.89	-5924.02											
h	TG	MW131	-1481.41	-5938.94											
h	TG	MW151	4208.2	-613.57											
i	1	MW182	-3027.4	3107.2	5.21E-03			8.71E+00	3.62E-02	3.98E+01	4.14E-02			5.92E-01	1.83E-01
i	2	MW16	-2899.11	3088.57	1.36E-03						3.25E-01				
i	2	MW174	-5307.2	1021.2	1.26E-03			7.68E+00		2.41E+00					1.38E-01
i	2	MW198	-6163	2874.8										1.00E-02	1.34E-01
i	2	PZ279	-3171.0518	5355.8065											
i	2	PZ281	-3160.8879	5999.9403											
i	3	MW138	-1734.38	9163.18				2.56E+00						8.00E-03	
i	3	MW17	-2811.66	4149.22							1.68E-01			1.23E-02	3.69E-01
i	3	MW18	-2354.58	4213.97					6.41E-03	4.78E+00					3.12E-01
i	3	MW180	-2494.2	4627	2.42E-02			1.32E+01	3.28E-03	9.79E+00	5.08E-02			1.03E-02	1.65E-01
i	3	MW19	-2964.46	4470.12						3.23E+00	5.79E-01				
i	4	MW353	-3311.97	2599.3	8.00E-04										
i	5	MW132	-559.79	6192.35							1.74E-01				
i	5	MW135	-1520.05	9137.28	1.66E-03									3.38E-03	
i	5	MW137	-1726.75	9150.86	1.56E-03										
i	5	MW139	-576.59	6189.67	1.99E-03										
i	5	MW173	-5290	1020.3	1.37E-03			4.97E+00		3.98E+00	2.17E-02				
i	5	MW179	-2516.5	4627.9	3.84E-03			1.45E+00		1.80E+00	5.92E-02				1.05E-01
i	5	MW181	-3042.8	3107.3	1.00E-03			1.68E+01	4.30E-03	1.20E+01	7.28E-02				8.08E-02
i	5	MW197	-6162.5	2863.1	1.20E-02			1.72E+01	4.51E-03	6.49E+00	3.03E-02				1.84E-01
i	5	MW200	-4823.9	4443.3	1.33E-03			1.11E+00		2.14E+00					
i	5	MW21	-4896.71	1749.85											

Individual Well Results for Unfiltered Samples
Residential Use Systemic Toxicity - Exposure Point Concentrations

Area	HU	Location	Admin. East	Admin. North	TCE	1,1-DCE	trans-1,2-DCE	Al	As	Fe	Zn	Bis(2-ethylhexyl)phthalate	cis-1,2-DCE	Uranium	Va
i	5	MW220	-2822.84	3279.19				1.82E+00	1.23E-02	4.20E+00					
i	5	MW221	-2784.92	3863.68	4.46E-03										
i	5	MW222	-2563.11	3659.61	3.90E-04					9.16E+00	4.62E-02				
i	5	MW223	-2725.63	3719.99	1.00E-03					1.71E+00	4.52E-02				
i	5	MW224	-2467.33	3627.71	3.34E-03										
i	5	MW225	-2634.42	3323.37											
i	5	MW263	-2760.5953	4551.9705	8.48E-03					2.13E+00					9.90E-02
i	5	MW264	-2239.6467	4639.9052	1.88E-03			7.15E+00		2.00E+00	8.30E-02				
i	5	MW265	-1888.7015	4409.7626	2.42E-03					6.96E+00	7.03E-02				
i	5	MW266	-2259.7364	4639.9041	3.07E-03			1.11E+00		5.26E+00	1.38E-01				1.03E-01
i	5	MW267	-2819.732	3264.7354						3.60E+00					
i	5	MW268	-3103.0242	6472.4806						3.15E+00	9.10E-02	6.33E-03			
i	5	MW269	-3112.9825	6472.6672	1.00E-03							5.00E-04			
i	5	MW270	-2713.0965	6513.5114					2.63E-03	9.50E+00					
i	5	MW271	-2703.2775	6514.5772						4.94E+00					
i	5	MW272	-2253.8761	6598.4451				4.80E+00	4.03E-03	1.79E+01	9.45E-02				
i	5	MW273	-2244.5718	6598.115					6.13E-03	1.12E+01					
i	5	MW274	-2205.704	6169.957					1.14E-02	1.39E+02		7.00E-04			
i	5	MW275	-2195.9653	6170.9954						6.20E+00		8.00E-04			
i	5	MW276	-3107.1927	4470.7368	2.75E-02				3.14E-03	1.17E+01	1.03E-01				
i	5	MW277	-3117.1112	4469.6034	3.12E-02										
i	5	MW353	-3311.97	2599.3	2.00E-04										
i	5	MW38	-2946.04	3731.8601	3.38E-03										
i	5	MW39	-2947.0501	3947.77	1.00E-03										1.14E-01
i	5	MW40	-2940.3	3961.19	1.00E-03										
i	5	MW41	-2871.23	4087.52	2.15E-02						2.70E-02				
i	5	MW42	-2391.85	4539.32	1.00E-03										8.61E-02
i	5	MW43	-1872	4199.93	2.10E-03										
i	5	MW44	-2259	3848.04	3.31E-02										
i	5	MW98	-3281.31	7397.46	1.90E-03			4.85E+01	7.02E-03	4.33E+01	6.03E-02				4.28E-01
i	5	MW99	1842.46	6826.71	3.99E-03										
i	McN	MW133	-1715.66	9124.7											1.87E-01
j	5	TVA D-05	-7175	14860				7.84E+00		1.03E+01					
j	5	TVA D-08	-3980	14035					6.10E-03						1.42E-01
j	5	TVA D-13	-1060	16100					9.10E-03						
j	5	TVA D-30	-1400	17140											1.92E-01
j	McN	TVA D-07	-3226	17314				2.04E+00	8.54E-02						
j	McN	TVA D-23	-1400	15340											
k	EOC	MW305	-9121.6763	-6929.7942											
k	EOC	MW307	-8785.3952	-6208.0493											
k	EOC	MW309	-9059.2821	-4925.2	1.00E-03					6.82E+00					
k	TG	MW184	-7386.9	-3997.3					2.10E-02	5.14E+01					1.57E-01
k	TG	MW196	-4977.8	-7987.3	1.82E-03			5.26E+00		6.82E+00	3.33E-02				1.37E-01
k	TG	MW300	-7898.2689	-4203.5489	1.09E-01	1.49E-01		2.35E+01	2.68E-03	3.82E+02	9.19E-01		2.17E+00	8.76E-03	1.34E-01
k	TG	MW301	-7582.7028	-4128.0632	1.91E-03			1.56E+00		1.22E+02		2.24E-02		4.07E-03	
k	TG	MW302	-8066.6439	-3714.1996				1.23E+00			2.32E-02				
k	TG	MW306	-8795.6706	-6517.7641											
k	TG	MW310	-9158.5394	-5074.467				7.65E+00		5.41E+00					
k	TG	MW311	-8963.3563	-5293.5772											
k	TG	MW317	-8399.0538	-3377.3589											
k	TG	MW318	-8589.4155	-3378.001		3.60E-01									

Individual Well Results for Unfiltered Samples
Residential Use Systemic Toxicity - Exposure Point Concentrations

Area	HU	Location	Admin. East	Admin. North	Chloroform	Mn	Ba	PCE	Cr	Carbon tet.	Fluoride	Se	Cd	Ethylbenzene
a	2	011-008	-4030	-1721.15										
a	2	040-001	-4050.64	-1149.2										
a	2	203-001	-4405.44	-1150.5										
a	2	400-003	-4230.77	-1189.5										
a	2	400-016	-4189.98	-1745.17										
a	2	400-017	-4344.09	-1819.47										
a	2	400-025	-4050.69	-1482.59										
a	2	400-026	-4099.79	-1553.53										
a	2	400-027	-3963.87	-1798.28										
a	2	400-063	-4051.13	-1384.91										
a	2	MW157	-4025.7	-1688.6										
a	2	MW219	-4481.4	-1917.3	1.30E-02									
a	4	MW156	-4025.7	-1703.7		7.68E-01								
a	5	MW155	-4025	-1669.4	2.00E-03		1.60E-01	2.30E-01						
a	5	MW175	-4379.1	-1428.3		4.42E-01	3.83E-01		5.51E-01	1.20E-01				
a	5	MW178	-4073.6	-1216.2		9.51E-02					7.20E+00			
a	5	MW341	-3938.343	-1061.1343						1.60E-01				
a	5	MW342	-4404.5028	-1289.6997										
a	5	MW343	-4403.9677	-1083.6767										
b	2	MW154	-6225.48	-810.29							7.40E-01	1.60E-02		
b	2	MW170	-5557.6	-175.8		2.82E-01								
b	2	MW171	-5418.4	-471.5							4.50E-01			
b	2	MW172	-5977.9	-192.2										
b	2	MW186	-6581.3	952.6		2.77E-01	2.63E-01		5.35E-02		1.41E-01		8.82E-03	8.70E-04
b	2	MW187	-6854.5	964.4		1.52E-01	1.26E-01		9.93E-02		2.90E-01		8.39E-03	
b	2	MW190	-6951.6	237.9		1.99E-01	1.92E-01							
b	2	MW2	-5422	-688										
b	2	MW246	-7447.6953	1345.1263		5.36E-02	8.95E-02							
b	2	MW47	-5871.99	-1070.29										
b	2	MW57	-6194.01	-810.89		8.73E-01								
b	2	MW64	-7235.37	880.24			2.01E-01		7.62E-02		6.22E-01	6.61E-03		
b	2	MW85	-5960.21	-804.8									4.59E-03	
b	2	MW88	-5809.9	-805.09										
b	2	MW91	-5660.38	-804.6					9.89E-02				4.69E-03	
b	2	MW94	-5979.52	-1028.64										
b	2	PZ334	-6189.98	-1015.64										
b	2	PZ336	-6137.17	-939.6										
b	2	PZ74	-6152.39	-826.91							4.10E-01			
b	5	EW230	-7301.4916	1405.8063										
b	5	MW169	-5558	-191.4		2.41E+00	3.27E-01							
b	5	MW185	-6601.9	952.9	3.10E-03	1.25E-01	9.95E-02	1.90E-03	1.63E-01	1.60E-02			8.66E-03	
b	5	MW22	-6219.97	1525.18										
b	5	MW226	-5740.41	-1241.06					5.81E-02					
b	5	MW242	-7083.2794	1678.9796		6.61E-01	1.60E-01		9.71E-02					
b	5	MW243	-7382.0265	1681.4026					6.99E-02					
b	5	MW244	-7589.0791	1467.5042										
b	5	MW245	-7397.5537	1119.219		8.90E-01					4.74E-01			
b	5	MW248	-7376.716	1385.4221		1.02E+00	2.38E-01							
b	5	MW249	-7432.4541	1357.752		3.93E+00	2.00E-01							
b	5	MW250	-7431.7846	1396.3409										
b	5	MW257	-5972.207	442.3827		1.05E+00	1.41E+00							
b	5	MW261	-5979.2011	442.1934		2.51E-01								
b	5	MW262	-5378.4612	86.9847		1.70E+00	2.21E-01							
b	5	MW333	-6210	-1040		2.60E+00					3.20E-01			
b	5	MW337	-6263.0825	-849.6193		2.10E+00								

Individual Well Results for Unfiltered Samples
Residential Use Systemic Toxicity - Exposure Point Concentrations

Area	HU	Location	Admin. East	Admin. North	Chloroform	Mn	Ba	PCE	Cr	Carbon tet.	Fluoride	Se	Cd	Ethylbenzene
b	5	MW338	-6212.9523	-898.0215		1.10E+00					4.10E-01			
b	5	MW339	-6468.5	663.2		1.90E+00					7.10E-01			
b	5	MW340	-6165.4	665.5		2.20E-01					6.70E-01			
b	5	MW46	-5881.63	-1069.22		2.60E-01								
b	5	MW48	-6197.46	-1060.99		1.47E-01								
b	5	MW50	-6322.26	-974.47		2.13E-01								
b	5	MW51	-6325.5	-883.14		4.69E-01								
b	5	MW52	-6691.91	-67.56		1.82E-01								
b	5	MW53	-6501.71	240.33		1.81E-01						4.76E-01		
b	5	MW54	-6927.14	238.69		7.42E-01								
b	5	MW63	-7235.74	895.26					2.96E-01					
b	5	MW65	-7234.91	865.12										
b	5	MW66	-6872.62	978.57	1.40E-02			2.40E-01	5.25E-02	1.20E-02				
b	5	MW67	-6134.48	-755.36							4.10E-01			
b	5	MW84	-5975.23	-804.2									5.45E-03	
b	5	MW86	-5945.24	-804.9										
b	5	MW87	-5825.09	-804.98										
b	5	MW89	-5795.14	-804.13									7.19E-03	
b	5	MW90	-5675.22	-803.46										
b	5	MW92	-5645	-805.26										
b	5	MW93	-5994.81	-1028.57										
b	5	MW95	-5964.22	-1028.61										
b	McN	MW247	-7445.6977	1360.1469										
c	2	MW164	-2034.2	-1415.6										
c	2	MW167	-4822.5	-908.7		1.68E-01								
c	3	MW166	-3152.3	893.3	1.20E-02									
c	4	PZ107	-3681.93	-3571.32										
c	5	MW163	-2041	-1400.8		7.62E-02	1.57E-01							
c	5	MW165	-3135.7	898.3	2.50E-03									
c	5	MW168	-4822.5	-924.8		2.49E-01			5.43E+00					
c	5	MW205	-4360.3	-364.1		6.87E-01	1.65E-01		1.17E+00					
c	5	MW206	-2924.5	-1504.8										
c	5	MW255	-1510.2777	-2230.289		3.28E-01	1.44E-01		1.02E-01					
c	5	MW256	-1596.7664	-1896.4091			1.37E-01							
c	5	MW260	-1982.1832	-786.0092		3.73E-01	1.60E-01							
d	2	MW160	-6945.9	-971.9		4.11E-01	2.83E-01							
d	2	MW162	-6886.2	-1666.8		1.65E-01								
d	2	MW189	-6997.6	-2057.3										
d	2	MW204	-5014.1	-2148.1			1.99E-01							
d	2	MW207	-4636	-2432		3.62E-01	2.92E-01							
d	2	MW208	-4704	-2298			2.60E-01							
d	2	MW209	-4769	-2600		2.60E-01	3.57E-01							
d	2	MW212	-4171.88	-2041.46										
d	2	MW213	-4290.2	-2233.9										
d	2	MW214	-4565.38	-2602.06								7.94E-03		
d	2	MW215	-3905.7	-2301.2										
d	2	MW216	-4452.2	-3235.2		1.54E+00								
d	2	MW218	-5090.38	-2626.16			7.51E-01							
d	2	MW303	-7461.2255	-3559.8958		7.95E+00					4.50E-01			
d	2	MW304	-6118.8227	-2158.6852		7.49E-01	2.60E-01							
d	2	MW312	-7017.8719	-3231.1895		2.45E-01								
d	2	MW313	-7203.6974	-3158.7604										
d	2	MW315	-6633.3272	-2273.8716		3.71E-01								
d	2	MW316	-7173.3255	-2645.9145		6.82E-01								
d	2	MW69	-4343.25	-2074.34		6.00E+00	8.88E-01							

Individual Well Results for Unfiltered Samples
Residential Use Systemic Toxicity - Exposure Point Concentrations

Area	HU	Location	Admin. East	Admin. North	Chloroform	Mn	Ba	PCE	Cr	Carbon tet.	Fluoride	Se	Cd	Ethylbenzene
d	2	MW96	-4459.5	-2229.19		2.32E+00	3.39E-01				3.20E-01		1.20E-02	5.27E-01
d	3	MW217	-5080.28	-2760.66		6.75E-01	1.68E-01							
d	4	MW104	-6596.77	-3682.88		2.17E-01								
d	4	MW70	-4327.95	-2074.66										8.70E-01
d	4	MW71	-4372.93	-2074.16			2.20E-01	2.50E-03	2.07E-01					
d	5	MW103	-6252.14	-3500.84										
d	5	MW158	-6957	-991.2		1.49E+00	2.03E-01							
d	5	MW159	-6937.1	-989.8		2.75E-01			9.56E-02					
d	5	MW161	-6916.9	-1666.7		8.12E-02								
d	5	MW188	-7008.8	-2057.1										
d	5	MW203	-5014.8	-2159.2		7.48E-01	1.69E-01							
d	5	MW227	-5769.88	-1240.6					6.37E-02					
d	5	MW325	-6100.3002	-2090.9069		1.67E+00	1.63E-01							
d	5	MW326	-6185.001	-2430.1134		2.62E+00	1.53E-01							
d	5	MW327	-7100.8724	-2559.8102		9.24E-01								
d	5	MW328	-7337.476	-1962.3084		8.69E-01								
d	5	MW329	-7347.443	-1419.371		9.37E-01	1.36E-01							
d	5	MW330	-6636.3254	-2206.9108		2.79E+00	3.15E-01				5.16E-01			
d	5	MW344	-7450.36	-3566.69		5.26E-01								
d	5	MW68	-4357.96	-2074.15										
d	5	PZ117	-3758.83	-3081.57										
d	5	PZ118	-3698.83	-3283.86										
d	5	W108	-3698.9	-3132.86										
d	McN	MW102	-6267.32	-3502.54										
d	McN	PZ115	-3665.7	-3123.5										
d	TG	MW314	-7116.6823	-3534.2633										
e	2	MW237	-5196.8058	7328.8451		6.30E-02	3.43E-01				5.50E-01			
e	3	MW127	-5664.11	6161.23			5.83E-01				4.60E-01			
e	5	MW123	-5661.33	6125.6		2.19E-01	1.47E-01							
e	5	MW125	-5662.81	6139.28										
e	5	MW134	-8335.0023	3568.93		1.98E-01								
e	5	MW146	-5684.18	13549.15		1.04E-01								
e	5	MW147	-5669.28	13548.69										
e	5	MW152	-692.64	13136.67		1.44E-01	8.76E-02						8.88E-03	
e	5	MW20	-6552.8	4889.55		7.17E-02					1.43E-01		8.96E-03	
e	5	MW201	-4884	10167.4		1.51E-01	1.10E-01				2.63E-01			
e	5	MW202	-5688	7613.2		1.37E-01	7.58E-02							
e	5	MW233	-5530.1489	7300.335		4.92E-02								
e	5	MW234	-5188.172	7205.8238		3.26E-02								
e	5	MW235	-4890.7399	7746.4151										
e	5	MW236	-5087.7913	7919.9943										
e	5	MW238	-5197.0581	7505.6366										
e	5	MW240	-5195.7829	7390.5997		3.59E-02								
e	5	MW241	-5203.7909	7346.8579		5.12E-02	1.09E-01							
e	5	R113	-7192.8	4336.15										
e	5	TVA D-03	-4425	12235										
e	5	TVA D-09	-4750	15200		5.93E+00								
e	5	TVA D-14	-2790	12825		1.74E+00								
e	5	TVA D-24	-810	14025		6.21E-01								
e	5	TVA D-27	-725	13110		1.06E+00	4.98E-01							
e	McN	MW121	-5677.65	6161.53		1.36E+00	2.44E-01		1.43E-01				2.10E-02	
e	McN	MW239	-5203.6499	7330.3964		4.60E-01					3.12E-01			
e	McN	TVA D-25	-2040	13740							3.90E-01			
f	2	MW128	1883.08	746.17		7.70E-02								
f	4	MW149	3214.11	5754.34					2.97E-01					

Individual Well Results for Unfiltered Samples
Residential Use Systemic Toxicity - Exposure Point Concentrations

Area	HU	Location	Admin. East	Admin. North	Chloroform	Mn	Ba	PCE	Cr	Carbon tet.	Fluoride	Se	Cd	Ethylbenzene
f	4	MW193	515.8	3064.9		1.43E+00	5.37E-01		2.81E-01					
f	5	MW124	1879.15	726.38		3.77E-01	1.57E-01		3.15E-01					
f	5	MW126	1881.49	736.67		1.11E-01			2.22E-01					
f	5	MW144	-770.1	369.58			8.06E-02		1.47E-01	2.00E-04			3.83E-02	
f	5	MW145	-768.84	383.32			1.22E-01		7.85E-02	6.00E-04			1.00E-02	
f	5	MW148	3289.83	5755.06		7.57E-02			1.59E-01					
f	5	MW258	-745.654	-1643.2484		2.60E-01	4.91E-01		6.19E-02					
f	5	MW283	599.2737	903.2568			1.21E-01							
f	5	MW284	1589.9994	913.4824		7.08E-02	1.74E-01		3.19E-01					
f	5	MW288	1564.9368	679.0144		6.33E-02	1.69E-01		2.87E-01					
f	5	MW291	1699.8141	968.887		2.93E-01	1.55E-01		4.07E-01					
f	5	MW292	924.0336	33.1863		6.59E-02			1.10E-01					
f	5	MW293	1802.403	839.0142		1.72E-01	1.29E-01		2.38E-01					
f	5	MW294	1790.398	842.7724		1.66E-01	1.43E-01		3.26E-01					
f	5	MW352	-530.83	-1189.73										
f	McN	MW122	1876.17	717.07			1.74E-01							
g	2	MW143	-12156.05	6513.64		1.36E+00								
g	2	MW195	-10193.4	1861.1		1.20E-01								
g	5	MW106	-8438.9	990.93		1.74E-01								
g	5	MW141	-12173.02	6544.69				3.15E-01						
g	5	MW142	-12162.53	6529.75										
g	5	MW194	-10177.5	1865.6										
g	5	MW199	-10076.6	10090.1		1.30E-01							1.20E-02	
g	5	R5	-8109.4	5527.07										
g	McN	MW140	-12179.19	6558.48										
h	5	MW100	4900	7200										
h	5	MW150	4782.26	2215		6.89E-02	1.23E-01		1.42E-01					
h	5	MW191	2597.4	600.3										
h	McN	MW120	-1489.08	-5880.16							3.20E-01			
h	TG	MW129	-1485.42	-5912.73		5.28E-01								
h	TG	MW130	-1483.89	-5924.02										
h	TG	MW131	-1481.41	-5938.94							2.87E+00			
h	TG	MW151	4208.2	-613.57							2.92E-01			
i	1	MW182	-3027.4	3107.2		4.57E+00	6.54E-01				8.90E+00		1.54E-02	
i	2	MW16	-2899.11	3088.57			1.59E-01				3.70E-01			
i	2	MW174	-5307.2	1021.2		9.17E-02								
i	2	MW198	-6163	2874.8							7.20E-01			
i	2	PZ279	-3171.0518	5355.8065	5.00E-03									
i	2	PZ281	-3160.8879	5999.9403	2.40E-02									
i	3	MW138	-1734.38	9163.18		1.44E-01								
i	3	MW17	-2811.66	4149.22		1.22E-01					5.59E-01			
i	3	MW18	-2354.58	4213.97	2.00E-03	1.85E+00					9.28E-01		6.45E-03	
i	3	MW180	-2494.2	4627		3.92E-01	1.60E-01		8.70E-02		3.40E-01			
i	3	MW19	-2964.46	4470.12			1.12E-01							
i	4	MW353	-3311.97	2599.3										
i	5	MW132	-559.79	6192.35							3.00E-01			
i	5	MW135	-1520.05	9137.28										
i	5	MW137	-1726.75	9150.86										
i	5	MW139	-576.59	6189.67										
i	5	MW173	-5290	1020.3		1.15E-01								
i	5	MW179	-2516.5	4627.9		8.69E-02		2.00E-03						1.00E-03
i	5	MW181	-3042.8	3107.3	7.60E-05	4.66E+00	1.69E-01		1.03E+00				3.14E-03	
i	5	MW197	-6162.5	2863.1		2.01E-01	2.12E-01		6.32E-02					
i	5	MW200	-4823.9	4443.3		4.52E-02	1.13E-01							
i	5	MW21	-4896.71	1749.85		1.57E-01								

Individual Well Results for Unfiltered Samples
Residential Use Systemic Toxicity - Exposure Point Concentrations

Area	HU	Location	Admin. East	Admin. North	Chloroform	Mn	Ba	PCE	Cr	Carbon tet.	Fluoride	Se	Cd	Ethylbenzene
i	5	MW220	-2822.84	3279.19			1.09E-01		9.34E-02		4.84E-01			
i	5	MW221	-2784.92	3863.68	7.30E-05		1.23E-01		9.69E-02					
i	5	MW222	-2563.11	3659.61	7.30E-05		1.69E-01	1.00E-03	4.90E-02					
i	5	MW223	-2725.63	3719.99			1.11E-01		5.74E-02					
i	5	MW224	-2467.33	3627.71	5.80E-05		1.21E-01							
i	5	MW225	-2634.42	3323.37										
i	5	MW263	-2760.5953	4551.9705	6.30E-05	1.56E-01			5.37E-01					
i	5	MW264	-2239.6467	4639.9052	6.10E-05	1.31E-01		7.70E-05						
i	5	MW265	-1888.7015	4409.7626	4.90E-05	1.67E-01	1.13E-01		4.32E-01					
i	5	MW266	-2259.7364	4639.9041	4.90E-05	1.14E-01		6.90E-05	7.41E-01					
i	5	MW267	-2819.732	3264.7354					6.52E-01					
i	5	MW268	-3103.0242	6472.4806										
i	5	MW269	-3112.9825	6472.6672		4.80E-01			1.80E-01					
i	5	MW270	-2713.0965	6513.5114			7.62E-02		1.92E+00					
i	5	MW271	-2703.2775	6514.5772					5.47E+00					
i	5	MW272	-2253.8761	6598.4451		2.04E+00	1.61E-01							
i	5	MW273	-2244.5718	6598.115		7.30E-01	1.34E-01		3.08E+00					
i	5	MW274	-2205.704	6169.957			1.29E-01		1.21E+01					
i	5	MW275	-2195.9653	6170.9954			1.13E-01		7.84E+00					
i	5	MW276	-3107.1927	4470.7368			1.38E-01		1.35E+00					
i	5	MW277	-3117.1112	4469.6034		1.07E-01	1.13E-01		1.51E-01					
i	5	MW353	-3311.97	2599.3										
i	5	MW38	-2946.04	3731.8601										
i	5	MW39	-2947.0501	3947.77			1.57E-01			3.00E-01				
i	5	MW40	-2940.3	3961.19										
i	5	MW41	-2871.23	4087.52							3.22E-03			
i	5	MW42	-2391.85	4539.32	1.00E-03		7.55E-02							
i	5	MW43	-1872	4199.93	2.00E-03									
i	5	MW44	-2259	3848.04										
i	5	MW98	-3281.31	7397.46		1.97E+00	4.29E-01		7.03E-02					
i	5	MW99	1842.46	6826.71										
i	McN	MW133	-1715.66	9124.7		7.25E-01								
j	5	TVA D-05	-7175	14860		4.47E-01								
j	5	TVA D-08	-3980	14035										
j	5	TVA D-13	-1060	16100		4.36E-01								
j	5	TVA D-30	-1400	17140		5.55E+00								
j	McN	TVA D-07	-3226	17314										
j	McN	TVA D-23	-1400	15340		3.02E+00								
k	EOC	MW305	-9121.6763	-6929.7942							4.80E-01			
k	EOC	MW307	-8785.3952	-6208.0493										
k	EOC	MW309	-9059.2821	-4925.2		4.68E-01								
k	TG	MW184	-7386.9	-3997.3		5.71E+00	2.51E-01						1.60E-02	
k	TG	MW196	-4977.8	-7987.3		7.57E-02								
k	TG	MW300	-7898.2689	-4203.5489		2.26E+01								
k	TG	MW301	-7582.7028	-4128.0632		1.01E+01					3.62E-01			
k	TG	MW302	-8066.6439	-3714.1996		7.86E-02					6.40E-01			
k	TG	MW306	-8795.6706	-6517.7641										
k	TG	MW310	-9158.5394	-5074.467		7.14E-01					3.00E-01			
k	TG	MW311	-8963.3563	-5293.5772							4.80E-01			
k	TG	MW317	-8399.0538	-3377.3589			2.49E-01				6.00E-01			
k	TG	MW318	-8589.4155	-3378.001										

Individual Well Results for Unfiltered Samples
Residential Use Systemic Toxicity - Exposure Point Concentrations

Area	HU	Location	Admin. East	Admin. North	2,4-Dimethylphenol	Dimethylbenzene	Benzene	Chloroethane	Isophorone	Di-n-butyl phthalate	Ni	1,2-DCE	Tin
a	2	011-008	-4030	-1721.15									
a	2	040-001	-4050.64	-1149.2									
a	2	203-001	-4405.44	-1150.5									
a	2	400-003	-4230.77	-1189.5									
a	2	400-016	-4189.98	-1745.17									
a	2	400-017	-4344.09	-1819.47									
a	2	400-025	-4050.69	-1482.59									
a	2	400-026	-4099.79	-1553.53									
a	2	400-027	-3963.87	-1798.28									
a	2	400-063	-4051.13	-1384.91									
a	2	MW157	-4025.7	-1688.6									
a	2	MW219	-4481.4	-1917.3									
a	4	MW156	-4025.7	-1703.7									
a	5	MW155	-4025	-1669.4									
a	5	MW175	-4379.1	-1428.3									
a	5	MW178	-4073.6	-1216.2									
a	5	MW341	-3938.343	-1061.1343									
a	5	MW342	-4404.5028	-1289.6997									
a	5	MW343	-4403.9677	-1083.6767									
b	2	MW154	-6225.48	-810.29									
b	2	MW170	-5557.6	-175.8									
b	2	MW171	-5418.4	-471.5									
b	2	MW172	-5977.9	-192.2									
b	2	MW186	-6581.3	952.6	4.40E-03	7.20E-03	7.80E-03	8.20E-01	6.60E-03	6.00E-04			
b	2	MW187	-6854.5	964.4						4.40E-04	1.41E+00	1.40E-02	
b	2	MW190	-6951.6	237.9									
b	2	MW2	-5422	-688									
b	2	MW246	-7447.6953	1345.1263									
b	2	MW47	-5871.99	-1070.29									
b	2	MW57	-6194.01	-810.89									
b	2	MW64	-7235.37	880.24						9.80E-04			2.60E-02
b	2	MW85	-5960.21	-804.8									
b	2	MW88	-5809.9	-805.09									
b	2	MW91	-5660.38	-804.6									
b	2	MW94	-5979.52	-1028.64									
b	2	PZ334	-6189.98	-1015.64									
b	2	PZ336	-6137.17	-939.6									
b	2	PZ74	-6152.39	-826.91									
b	5	EW230	-7301.4916	1405.8063									
b	5	MW169	-5558	-191.4									
b	5	MW185	-6601.9	952.9									3.30E-02
b	5	MW22	-6219.97	1525.18									
b	5	MW226	-5740.41	-1241.06									
b	5	MW242	-7083.2794	1678.9796									
b	5	MW243	-7382.0265	1681.4026									
b	5	MW244	-7589.0791	1467.5042									
b	5	MW245	-7397.5537	1119.219									
b	5	MW248	-7376.716	1385.4221									
b	5	MW249	-7432.4541	1357.752									
b	5	MW250	-7431.7846	1396.3409									
b	5	MW257	-5972.207	442.3827									
b	5	MW261	-5979.2011	442.1934									
b	5	MW262	-5378.4612	86.9847									
b	5	MW333	-6210	-1040									
b	5	MW337	-6263.0825	-849.6193									

Individual Well Results for Unfiltered Samples
Residential Use Systemic Toxicity - Exposure Point Concentrations

Area	HU	Location	Admin. East	Admin. North	2,4-Dimethylphenol	Dimethylbenzene	Benzene	Chloroethane	Isophorone	Di-n-butyl phthalate	Ni	1,2-DCE	Tin
b	5	MW338	-6212.9523	-898.0215									
b	5	MW339	-6468.5	663.2									
b	5	MW340	-6165.4	665.5									
b	5	MW46	-5881.63	-1069.22									
b	5	MW48	-6197.46	-1060.99									
b	5	MW50	-6322.26	-974.47									
b	5	MW51	-6325.5	-883.14									
b	5	MW52	-6691.91	-67.56									
b	5	MW53	-6501.71	240.33									
b	5	MW54	-6927.14	238.69									
b	5	MW63	-7235.74	895.26									
b	5	MW65	-7234.91	865.12									
b	5	MW66	-6872.62	978.57									1.80E-02
b	5	MW67	-6134.48	-755.36									
b	5	MW84	-5975.23	-804.2									
b	5	MW86	-5945.24	-804.9									
b	5	MW87	-5825.09	-804.98									
b	5	MW89	-5795.14	-804.13									
b	5	MW90	-5675.22	-803.46						8.00E-03			8.00E-01
b	5	MW92	-5645	-805.26									
b	5	MW93	-5994.81	-1028.57									
b	5	MW95	-5964.22	-1028.61									
b	McN	MW247	-7445.6977	1360.1469									
c	2	MW164	-2034.2	-1415.6									
c	2	MW167	-4822.5	-908.7									
c	3	MW166	-3152.3	893.3			1.00E-03						
c	4	PZ107	-3681.93	-3571.32									
c	5	MW163	-2041	-1400.8									
c	5	MW165	-3135.7	898.3									
c	5	MW168	-4822.5	-924.8									
c	5	MW205	-4360.3	-364.1									
c	5	MW206	-2924.5	-1504.8									
c	5	MW255	-1510.2777	-2230.289									
c	5	MW256	-1596.7664	-1896.4091									
c	5	MW260	-1982.1832	-786.0092									
d	2	MW160	-6945.9	-971.9									
d	2	MW162	-6886.2	-1666.8									
d	2	MW189	-6997.6	-2057.3									
d	2	MW204	-5014.1	-2148.1									
d	2	MW207	-4636	-2432								5.00E-03	
d	2	MW208	-4704	-2298									
d	2	MW209	-4769	-2600									
d	2	MW212	-4171.88	-2041.46									
d	2	MW213	-4290.2	-2233.9									
d	2	MW214	-4565.38	-2602.06									
d	2	MW215	-3905.7	-2301.2									
d	2	MW216	-4452.2	-3235.2									
d	2	MW218	-5090.38	-2626.16									
d	2	MW303	-7461.2255	-3559.8958									
d	2	MW304	-6118.8227	-2158.6852									
d	2	MW312	-7017.8719	-3231.1895									
d	2	MW313	-7203.6974	-3158.7604									
d	2	MW315	-6633.3272	-2273.8716									
d	2	MW316	-7173.3255	-2645.9145									
d	2	MW69	-4343.25	-2074.34									

Individual Well Results for Unfiltered Samples
Residential Use Systemic Toxicity - Exposure Point Concentrations

Area	HU	Location	Admin. East	Admin. North	2,4-Dimethylphenol	Dimethylbenzene	Benzene	Chloroethane	Isophorone	Di-n-butyl phthalate	Ni	1,2-DCE	Tin
d	2	MW96	-4459.5	-2229.19		7.37E-01	5.00E-03						
d	3	MW217	-5080.28	-2760.66									
d	4	MW104	-6596.77	-3682.88									
d	4	MW70	-4327.95	-2074.66		2.20E+00							
d	4	MW71	-4372.93	-2074.16									
d	5	MW103	-6252.14	-3500.84									
d	5	MW158	-6957	-991.2									
d	5	MW159	-6937.1	-989.8									
d	5	MW161	-6916.9	-1666.7									
d	5	MW188	-7008.8	-2057.1									
d	5	MW203	-5014.8	-2159.2									
d	5	MW227	-5769.88	-1240.6						2.10E-02			8.00E-01
d	5	MW325	-6100.3002	-2090.9069									
d	5	MW326	-6185.001	-2430.1134									
d	5	MW327	-7100.8724	-2559.8102									
d	5	MW328	-7337.476	-1962.3084									
d	5	MW329	-7347.443	-1419.371									
d	5	MW330	-6636.3254	-2206.9108									
d	5	MW344	-7450.36	-3566.69									
d	5	MW68	-4357.96	-2074.15									
d	5	PZ117	-3758.83	-3081.57									
d	5	PZ118	-3698.83	-3283.86									
d	5	W108	-3698.9	-3132.86									
d	McN	MW102	-6267.32	-3502.54									
d	McN	PZ115	-3665.7	-3123.5									
d	TG	MW314	-7116.6823	-3534.2633									
e	2	MW237	-5196.8058	7328.8451									
e	3	MW127	-5664.11	6161.23									
e	5	MW123	-5661.33	6125.6									
e	5	MW125	-5662.81	6139.28									
e	5	MW134	-8335.0023	3568.93									
e	5	MW146	-5684.18	13549.15									
e	5	MW147	-5669.28	13548.69									
e	5	MW152	-692.64	13136.67									
e	5	MW20	-6552.8	4889.55		6.00E-03							
e	5	MW201	-4884	10167.4									
e	5	MW202	-5688	7613.2									
e	5	MW233	-5530.1489	7300.335									
e	5	MW234	-5188.172	7205.8238									
e	5	MW235	-4890.7399	7746.4151									
e	5	MW236	-5087.7913	7919.9943									
e	5	MW238	-5197.0581	7505.6366									
e	5	MW240	-5195.7829	7390.5997									
e	5	MW241	-5203.7909	7346.8579									
e	5	R113	-7192.8	4336.15									
e	5	TVA D-03	-4425	12235									
e	5	TVA D-09	-4750	15200									
e	5	TVA D-14	-2790	12825									
e	5	TVA D-24	-810	14025									
e	5	TVA D-27	-725	13110									
e	McN	MW121	-5677.65	6161.53							5.37E-02		
e	McN	MW239	-5203.6499	7330.3964									
e	McN	TVA D-25	-2040	13740									
f	2	MW128	1883.08	746.17									
f	4	MW149	3214.11	5754.34									

Individual Well Results for Unfiltered Samples
Residential Use Systemic Toxicity - Exposure Point Concentrations

Area	HU	Location	Admin. East	Admin. North	2,4-Dimethylphenol	Dimethylbenzene	Benzene	Chloroethane	Isophorone	Di-n-butyl phthalate	Ni	1,2-DCE	Tin
f	4	MW193	515.8	3064.9									
f	5	MW124	1879.15	726.38									
f	5	MW126	1881.49	736.67									
f	5	MW144	-770.1	369.58								1.40E-02	
f	5	MW145	-768.84	383.32									
f	5	MW148	3289.83	5755.06									
f	5	MW258	-745.654	-1643.2484									
f	5	MW283	599.2737	903.2568									
f	5	MW284	1589.9994	913.4824									
f	5	MW288	1564.9368	679.0144									
f	5	MW291	1699.8141	968.887									
f	5	MW292	924.0336	33.1863									
f	5	MW293	1802.403	839.0142									
f	5	MW294	1790.398	842.7724									
f	5	MW352	-530.83	-1189.73									
f	McN	MW122	1876.17	717.07									
g	2	MW143	-12156.05	6513.64									
g	2	MW195	-10193.4	1861.1									
g	5	MW106	-8438.9	990.93									
g	5	MW141	-12173.02	6544.69							4.33E-01		
g	5	MW142	-12162.53	6529.75									
g	5	MW194	-10177.5	1865.6									
g	5	MW199	-10076.6	10090.1									
g	5	R5	-8109.4	5527.07									
g	McN	MW140	-12179.19	6558.48									
h	5	MW100	4900	7200									
h	5	MW150	4782.26	2215									
h	5	MW191	2597.4	600.3									
h	McN	MW120	-1489.08	-5880.16									
h	TG	MW129	-1485.42	-5912.73									
h	TG	MW130	-1483.89	-5924.02									
h	TG	MW131	-1481.41	-5938.94									
h	TG	MW151	4208.2	-613.57									
i	1	MW182	-3027.4	3107.2			2.50E-03						
i	2	MW16	-2899.11	3088.57									
i	2	MW174	-5307.2	1021.2									
i	2	MW198	-6163	2874.8									
i	2	PZ279	-3171.0518	5355.8065									
i	2	PZ281	-3160.8879	5999.9403									
i	3	MW138	-1734.38	9163.18									
i	3	MW17	-2811.66	4149.22									
i	3	MW18	-2354.58	4213.97									
i	3	MW180	-2494.2	4627									
i	3	MW19	-2964.46	4470.12									
i	4	MW353	-3311.97	2599.3									
i	5	MW132	-559.79	6192.35									
i	5	MW135	-1520.05	9137.28									
i	5	MW137	-1726.75	9150.86									
i	5	MW139	-576.59	6189.67									
i	5	MW173	-5290	1020.3									
i	5	MW179	-2516.5	4627.9		3.00E-03							
i	5	MW181	-3042.8	3107.3							5.08E-01		
i	5	MW197	-6162.5	2863.1									
i	5	MW200	-4823.9	4443.3									
i	5	MW21	-4896.71	1749.85									

Individual Well Results for Unfiltered Samples
Residential Use Systemic Toxicity - Exposure Point Concentrations

Area	HU	Location	Admin. East	Admin. North	2,4-Dimethylphenol	Dimethylbenzene	Benzene	Chloroethane	Isophorone	Di-n-butyl phthalate	Ni	1,2-DCE	Tin
i	5	MW220	-2822.84	3279.19			1.00E-03				3.99E-01		
i	5	MW221	-2784.92	3863.68									
i	5	MW222	-2563.11	3659.61		1.00E-03	1.40E-04						
i	5	MW223	-2725.63	3719.99							7.51E-01		
i	5	MW224	-2467.33	3627.71									
i	5	MW225	-2634.42	3323.37									
i	5	MW263	-2760.5953	4551.9705									
i	5	MW264	-2239.6467	4639.9052									
i	5	MW265	-1888.7015	4409.7626									
i	5	MW266	-2259.7364	4639.9041									
i	5	MW267	-2819.732	3264.7354									
i	5	MW268	-3103.0242	6472.4806									
i	5	MW269	-3112.9825	6472.6672									
i	5	MW270	-2713.0965	6513.5114									
i	5	MW271	-2703.2775	6514.5772									
i	5	MW272	-2253.8761	6598.4451						5.00E-03			
i	5	MW273	-2244.5718	6598.115									
i	5	MW274	-2205.704	6169.957									
i	5	MW275	-2195.9653	6170.9954						5.00E-03			
i	5	MW276	-3107.1927	4470.7368									
i	5	MW277	-3117.1112	4469.6034									
i	5	MW353	-3311.97	2599.3									
i	5	MW38	-2946.04	3731.8601								2.00E-03	
i	5	MW39	-2947.0501	3947.77									
i	5	MW40	-2940.3	3961.19									
i	5	MW41	-2871.23	4087.52								2.00E-03	
i	5	MW42	-2391.85	4539.32									
i	5	MW43	-1872	4199.93									
i	5	MW44	-2259	3848.04									
i	5	MW98	-3281.31	7397.46									
i	5	MW99	1842.46	6826.71									
i	McN	MW133	-1715.66	9124.7									
j	5	TVA D-05	-7175	14860									
j	5	TVA D-08	-3980	14035									
j	5	TVA D-13	-1060	16100									
j	5	TVA D-30	-1400	17140									
j	McN	TVA D-07	-3226	17314									
j	McN	TVA D-23	-1400	15340									
k	EOC	MW305	-9121.6763	-6929.7942									
k	EOC	MW307	-8785.3952	-6208.0493									
k	EOC	MW309	-9059.2821	-4925.2									
k	TG	MW184	-7386.9	-3997.3									
k	TG	MW196	-4977.8	-7987.3									
k	TG	MW300	-7898.2689	-4203.5489							2.26E-01	3.30E-01	
k	TG	MW301	-7582.7028	-4128.0632								3.40E-02	
k	TG	MW302	-8066.6439	-3714.1996									
k	TG	MW306	-8795.6706	-6517.7641									1.05E-02
k	TG	MW310	-9158.5394	-5074.467									
k	TG	MW311	-8963.3563	-5293.5772									
k	TG	MW317	-8399.0538	-3377.3589									
k	TG	MW318	-8589.4155	-3378.001						1.40E-02			

Individual Well Results for Unfiltered Samples
Residential Use Systemic Toxicity - Exposure Point Concentrations

Area	HU	Location	Admin. East	Admin. North	Hg	Be	Cobalt	1,2-DCA	1,1,2-TCA	Nitrate as Nitrogen	Pb	Acetone	Chlorobenzene	Methylene chloride	Sb
a	2	011-008	-4030	-1721.15											
a	2	040-001	-4050.64	-1149.2											
a	2	203-001	-4405.44	-1150.5											
a	2	400-003	-4230.77	-1189.5											
a	2	400-016	-4189.98	-1745.17											
a	2	400-017	-4344.09	-1819.47											
a	2	400-025	-4050.69	-1482.59											
a	2	400-026	-4099.79	-1553.53											
a	2	400-027	-3963.87	-1798.28											
a	2	400-063	-4051.13	-1384.91											
a	2	MW157	-4025.7	-1688.6											
a	2	MW219	-4481.4	-1917.3											
a	4	MW156	-4025.7	-1703.7											
a	5	MW155	-4025	-1669.4											
a	5	MW175	-4379.1	-1428.3											
a	5	MW178	-4073.6	-1216.2											
a	5	MW341	-3938.343	-1061.1343											
a	5	MW342	-4404.5028	-1289.6997											
a	5	MW343	-4403.9677	-1083.6767											
b	2	MW154	-6225.48	-810.29											
b	2	MW170	-5557.6	-175.8											
b	2	MW171	-5418.4	-471.5											
b	2	MW172	-5977.9	-192.2											
b	2	MW186	-6581.3	952.6											
b	2	MW187	-6854.5	964.4											
b	2	MW190	-6951.6	237.9											
b	2	MW2	-5422	-688											
b	2	MW246	-7447.6953	1345.1263											
b	2	MW47	-5871.99	-1070.29											
b	2	MW57	-6194.01	-810.89											
b	2	MW64	-7235.37	880.24											
b	2	MW85	-5960.21	-804.8											
b	2	MW88	-5809.9	-805.09	1.33E-04										
b	2	MW91	-5660.38	-804.6											
b	2	MW94	-5979.52	-1028.64											
b	2	PZ334	-6189.98	-1015.64											
b	2	PZ336	-6137.17	-939.6											
b	2	PZ74	-6152.39	-826.91											
b	5	EW230	-7301.4916	1405.8063											
b	5	MW169	-5558	-191.4											
b	5	MW185	-6601.9	952.9		5.14E-03	2.66E-02	1.10E-03	2.00E-03						
b	5	MW22	-6219.97	1525.18											
b	5	MW226	-5740.41	-1241.06											
b	5	MW242	-7083.2794	1678.9796											
b	5	MW243	-7382.0265	1681.4026						3.40E+00					
b	5	MW244	-7589.0791	1467.5042											
b	5	MW245	-7397.5537	1119.219							2.01E-01				
b	5	MW248	-7376.716	1385.4221											
b	5	MW249	-7432.4541	1357.752											
b	5	MW250	-7431.7846	1396.3409							1.25E-01				
b	5	MW257	-5972.207	442.3827											
b	5	MW261	-5979.2011	442.1934											
b	5	MW262	-5378.4612	86.9847											
b	5	MW333	-6210	-1040											
b	5	MW337	-6263.0825	-849.6193											

Individual Well Results for Unfiltered Samples
Residential Use Systemic Toxicity - Exposure Point Concentrations

Area	HU	Location	Admin. East	Admin. North	Hg	Be	Cobalt	1,2-DCA	1,1,2-TCA	Nitrate as Nitrogen	Pb	Acetone	Chlorobenzene	Methylene chloride	Sb
b	5	MW338	-6212.9523	-898.0215											
b	5	MW339	-6468.5	663.2											
b	5	MW340	-6165.4	665.5											
b	5	MW46	-5881.63	-1069.22											
b	5	MW48	-6197.46	-1060.99											
b	5	MW50	-6322.26	-974.47											
b	5	MW51	-6325.5	-883.14											
b	5	MW52	-6691.91	-67.56											
b	5	MW53	-6501.71	240.33											
b	5	MW54	-6927.14	238.69											
b	5	MW63	-7235.74	895.26											
b	5	MW65	-7234.91	865.12											
b	5	MW66	-6872.62	978.57								2.30E-02			
b	5	MW67	-6134.48	-755.36											
b	5	MW84	-5975.23	-804.2											
b	5	MW86	-5945.24	-804.9	1.33E-04										
b	5	MW87	-5825.09	-804.98											
b	5	MW89	-5795.14	-804.13							3.78E-02				
b	5	MW90	-5675.22	-803.46									2.00E-03	5.00E-03	
b	5	MW92	-5645	-805.26											
b	5	MW93	-5994.81	-1028.57											
b	5	MW95	-5964.22	-1028.61											
b	McN	MW247	-7445.6977	1360.1469						6.94E-01					1.07E-01
c	2	MW164	-2034.2	-1415.6											
c	2	MW167	-4822.5	-908.7											
c	3	MW166	-3152.3	893.3											
c	4	PZ107	-3681.93	-3571.32											
c	5	MW163	-2041	-1400.8											
c	5	MW165	-3135.7	898.3											
c	5	MW168	-4822.5	-924.8											
c	5	MW205	-4360.3	-364.1											
c	5	MW206	-2924.5	-1504.8											
c	5	MW255	-1510.2777	-2230.289											
c	5	MW256	-1596.7664	-1896.4091											
c	5	MW260	-1982.1832	-786.0092											
d	2	MW160	-6945.9	-971.9											
d	2	MW162	-6886.2	-1666.8											
d	2	MW189	-6997.6	-2057.3											
d	2	MW204	-5014.1	-2148.1											
d	2	MW207	-4636	-2432				2.00E-03							
d	2	MW208	-4704	-2298											
d	2	MW209	-4769	-2600											
d	2	MW212	-4171.88	-2041.46											
d	2	MW213	-4290.2	-2233.9											
d	2	MW214	-4565.38	-2602.06											
d	2	MW215	-3905.7	-2301.2											
d	2	MW216	-4452.2	-3235.2											
d	2	MW218	-5090.38	-2626.16											
d	2	MW303	-7461.2255	-3559.8958							1.36E-01			9.00E-03	
d	2	MW304	-6118.8227	-2158.6852										1.80E-02	
d	2	MW312	-7017.8719	-3231.1895										5.00E-03	
d	2	MW313	-7203.6974	-3158.7604										5.00E-03	
d	2	MW315	-6633.3272	-2273.8716										5.00E-03	
d	2	MW316	-7173.3255	-2645.9145										5.00E-03	
d	2	MW69	-4343.25	-2074.34	2.00E-04			5.10E-02			1.56E-01				

Individual Well Results for Unfiltered Samples
Residential Use Systemic Toxicity - Exposure Point Concentrations

Area	HU	Location	Admin. East	Admin. North	Hg	Be	Cobalt	1,2-DCA	1,1,2-TCA	Nitrate as Nitrogen	Pb	Acetone	Chlorobenzene	Methylene chloride	Sb
d	2	MW96	-4459.5	-2229.19							8.85E-01				
d	3	MW217	-5080.28	-2760.66						2.69E+01					
d	4	MW104	-6596.77	-3682.88											
d	4	MW70	-4327.95	-2074.66											
d	4	MW71	-4372.93	-2074.16											
d	5	MW103	-6252.14	-3500.84											
d	5	MW158	-6957	-991.2											
d	5	MW159	-6937.1	-989.8											
d	5	MW161	-6916.9	-1666.7											
d	5	MW188	-7008.8	-2057.1											
d	5	MW203	-5014.8	-2159.2											
d	5	MW227	-5769.88	-1240.6										4.00E-03	
d	5	MW325	-6100.3002	-2090.9069										1.50E-02	
d	5	MW326	-6185.001	-2430.1134										5.00E-03	
d	5	MW327	-7100.8724	-2559.8102							1.67E-01			9.00E-03	
d	5	MW328	-7337.476	-1962.3084										1.30E-01	
d	5	MW329	-7347.443	-1419.371										5.60E-02	
d	5	MW330	-6636.3254	-2206.9108			2.41E-02							5.00E-03	
d	5	MW344	-7450.36	-3566.69											
d	5	MW68	-4357.96	-2074.15											
d	5	PZ117	-3758.83	-3081.57											
d	5	PZ118	-3698.83	-3283.86											
d	5	W108	-3698.9	-3132.86											
d	McN	MW102	-6267.32	-3502.54											
d	McN	PZ115	-3665.7	-3123.5											
d	TG	MW314	-7116.6823	-3534.2633										5.00E-03	
e	2	MW237	-5196.8058	7328.8451											
e	3	MW127	-5664.11	6161.23											
e	5	MW123	-5661.33	6125.6											
e	5	MW125	-5662.81	6139.28											
e	5	MW134	-8335.0023	3568.93											
e	5	MW146	-5684.18	13549.15											
e	5	MW147	-5669.28	13548.69											
e	5	MW152	-692.64	13136.67											
e	5	MW20	-6552.8	4889.55			5.33E-03								
e	5	MW201	-4884	10167.4											
e	5	MW202	-5688	7613.2											
e	5	MW233	-5530.1489	7300.335											
e	5	MW234	-5188.172	7205.8238											
e	5	MW235	-4890.7399	7746.4151											
e	5	MW236	-5087.7913	7919.9943											
e	5	MW238	-5197.0581	7505.6366											
e	5	MW240	-5195.7829	7390.5997											
e	5	MW241	-5203.7909	7346.8579											
e	5	R113	-7192.8	4336.15											
e	5	TVA D-03	-4425	12235											
e	5	TVA D-09	-4750	15200				8.10E-02							
e	5	TVA D-14	-2790	12825			6.00E-03	5.40E-02							
e	5	TVA D-24	-810	14025											
e	5	TVA D-27	-725	13110			5.00E-03								
e	McN	MW121	-5677.65	6161.53			1.11E-02	5.32E-02							
e	McN	MW239	-5203.6499	7330.3964											
e	McN	TVA D-25	-2040	13740											
f	2	MW128	1883.08	746.17											
f	4	MW149	3214.11	5754.34											

**Individual Well Results for Unfiltered Samples
Residential Use Systemic Toxicity - Exposure Point Concentrations**

Area	HU	Location	Admin. East	Admin. North	Hg	Be	Cobalt	1,2-DCA	1,1,2-TCA	Nitrate as Nitrogen	Pb	Acetone	Chlorobenzene	Methylene chloride	Sb
f	4	MW193	515.8	3064.9											
f	5	MW124	1879.15	726.38											
f	5	MW126	1881.49	736.67											
f	5	MW144	-770.1	369.58											
f	5	MW145	-768.84	383.32											
f	5	MW148	3289.83	5755.06											
f	5	MW258	-745.654	-1643.2484											
f	5	MW283	599.2737	903.2568											
f	5	MW284	1589.9994	913.4824											
f	5	MW288	1564.9368	679.0144											
f	5	MW291	1699.8141	968.887											
f	5	MW292	924.0336	33.1863											
f	5	MW293	1802.403	839.0142											
f	5	MW294	1790.398	842.7724											
f	5	MW352	-530.83	-1189.73											
f	McN	MW122	1876.17	717.07											
g	2	MW143	-12156.05	6513.64											
g	2	MW195	-10193.4	1861.1											
g	5	MW106	-8438.9	990.93											
g	5	MW141	-12173.02	6544.69											
g	5	MW142	-12162.53	6529.75											
g	5	MW194	-10177.5	1865.6											
g	5	MW199	-10076.6	10090.1							1.21E-01				
g	5	R5	-8109.4	5527.07											
g	McN	MW140	-12179.19	6558.48	1.00E-03										
h	5	MW100	4900	7200											
h	5	MW150	4782.26	2215						1.34E+01					
h	5	MW191	2597.4	600.3											
h	McN	MW120	-1489.08	-5880.16											
h	TG	MW129	-1485.42	-5912.73											
h	TG	MW130	-1483.89	-5924.02	8.57E-04										
h	TG	MW131	-1481.41	-5938.94											
h	TG	MW151	4208.2	-613.57											5.03E-02
i	1	MW182	-3027.4	3107.2			3.61E-02								
i	2	MW16	-2899.11	3088.57										3.47E-03	
i	2	MW174	-5307.2	1021.2											
i	2	MW198	-6163	2874.8											2.35E-01
i	2	PZ279	-3171.0518	5355.8065											
i	2	PZ281	-3160.8879	5999.9403											
i	3	MW138	-1734.38	9163.18											
i	3	MW17	-2811.66	4149.22	1.42E-04						1.10E-01			3.00E-03	
i	3	MW18	-2354.58	4213.97	1.82E-04									3.55E-03	
i	3	MW180	-2494.2	4627											
i	3	MW19	-2964.46	4470.12							1.38E-01			7.84E-03	
i	4	MW353	-3311.97	2599.3											
i	5	MW132	-559.79	6192.35											
i	5	MW135	-1520.05	9137.28											
i	5	MW137	-1726.75	9150.86											
i	5	MW139	-576.59	6189.67											
i	5	MW173	-5290	1020.3											
i	5	MW179	-2516.5	4627.9											
i	5	MW181	-3042.8	3107.3		2.16E-03	3.20E-02								
i	5	MW197	-6162.5	2863.1											1.05E-01
i	5	MW200	-4823.9	4443.3											
i	5	MW21	-4896.71	1749.85											

Individual Well Results for Unfiltered Samples
Residential Use Systemic Toxicity - Exposure Point Concentrations

Area	HU	Location	Admin. East	Admin. North	Hg	Be	Cobalt	1,2-DCA	1,1,2-TCA	Nitrate as Nitrogen	Pb	Acetone	Chlorobenzene	Methylene chloride	Sb
i	5	MW220	-2822.84	3279.19	1.06E-04									3.62E-03	
i	5	MW221	-2784.92	3863.68										3.64E-03	
i	5	MW222	-2563.11	3659.61										3.66E-03	
i	5	MW223	-2725.63	3719.99										3.65E-03	
i	5	MW224	-2467.33	3627.71	1.12E-04									4.11E-03	
i	5	MW225	-2634.42	3323.37										3.43E-03	
i	5	MW263	-2760.5953	4551.9705											
i	5	MW264	-2239.6467	4639.9052											
i	5	MW265	-1888.7015	4409.7626											
i	5	MW266	-2259.7364	4639.9041											
i	5	MW267	-2819.732	3264.7354											
i	5	MW268	-3103.0242	6472.4806											
i	5	MW269	-3112.9825	6472.6672											
i	5	MW270	-2713.0965	6513.5114											
i	5	MW271	-2703.2775	6514.5772											
i	5	MW272	-2253.8761	6598.4451											
i	5	MW273	-2244.5718	6598.115											
i	5	MW274	-2205.704	6169.957											1.31E-01
i	5	MW275	-2195.9653	6170.9954											
i	5	MW276	-3107.1927	4470.7368											
i	5	MW277	-3117.1112	4469.6034											
i	5	MW353	-3311.97	2599.3											
i	5	MW38	-2946.04	3731.8601										8.65E-03	
i	5	MW39	-2947.0501	3947.77										4.01E-03	
i	5	MW40	-2940.3	3961.19										4.00E-03	
i	5	MW41	-2871.23	4087.52										3.65E-03	
i	5	MW42	-2391.85	4539.32										3.47E-03	
i	5	MW43	-1872	4199.93										3.43E-03	
i	5	MW44	-2259	3848.04								4.44E-02		3.47E-03	
i	5	MW98	-3281.31	7397.46		7.93E-03									
i	5	MW99	1842.46	6826.71											
i	McN	MW133	-1715.66	9124.7											
j	5	TVA D-05	-7175	14860											
j	5	TVA D-08	-3980	14035											
j	5	TVA D-13	-1060	16100											
j	5	TVA D-30	-1400	17140											
j	McN	TVA D-07	-3226	17314											
j	McN	TVA D-23	-1400	15340											
k	EOC	MW305	-9121.6763	-6929.7942											
k	EOC	MW307	-8785.3952	-6208.0493										5.50E-03	
k	EOC	MW309	-9059.2821	-4925.2										5.00E-03	
k	TG	MW184	-7386.9	-3997.3											
k	TG	MW196	-4977.8	-7987.3							3.79E-01				
k	TG	MW300	-7898.2689	-4203.5489		2.72E-02	4.69E-01				7.26E-01			5.00E-03	
k	TG	MW301	-7582.7028	-4128.0632			3.67E-02							9.00E-03	
k	TG	MW302	-8066.6439	-3714.1996	1.31E-04									1.00E-02	
k	TG	MW306	-8795.6706	-6517.7641										1.00E-02	
k	TG	MW310	-9158.5394	-5074.467										1.00E-03	
k	TG	MW311	-8963.3563	-5293.5772							1.00E-01			1.10E-02	
k	TG	MW317	-8399.0538	-3377.3589											
k	TG	MW318	-8589.4155	-3378.001											

Individual Well Results for Unfiltered Samples
Residential Use Systemic Toxicity - Exposure Point Concentrations

Area	HU	Location	Admin. East	Admin. North	Mo	Sr	Fluorene	Naphthalene	Butyl benzyl phthalate	Ag	Cu	2-Butanone	Dibromochloromethane
a	2	011-008	-4030	-1721.15									
a	2	040-001	-4050.64	-1149.2									
a	2	203-001	-4405.44	-1150.5									
a	2	400-003	-4230.77	-1189.5									
a	2	400-016	-4189.98	-1745.17									
a	2	400-017	-4344.09	-1819.47									
a	2	400-025	-4050.69	-1482.59									
a	2	400-026	-4099.79	-1553.53									
a	2	400-027	-3963.87	-1798.28									
a	2	400-063	-4051.13	-1384.91									
a	2	MW157	-4025.7	-1688.6									
a	2	MW219	-4481.4	-1917.3									
a	4	MW156	-4025.7	-1703.7									
a	5	MW155	-4025	-1669.4									
a	5	MW175	-4379.1	-1428.3									
a	5	MW178	-4073.6	-1216.2									
a	5	MW341	-3938.343	-1061.1343									
a	5	MW342	-4404.5028	-1289.6997									
a	5	MW343	-4403.9677	-1083.6767									
b	2	MW154	-6225.48	-810.29									
b	2	MW170	-5557.6	-175.8									
b	2	MW171	-5418.4	-471.5									
b	2	MW172	-5977.9	-192.2									
b	2	MW186	-6581.3	952.6									
b	2	MW187	-6854.5	964.4									
b	2	MW190	-6951.6	237.9									
b	2	MW2	-5422	-688									
b	2	MW246	-7447.6953	1345.1263									
b	2	MW47	-5871.99	-1070.29									
b	2	MW57	-6194.01	-810.89									
b	2	MW64	-7235.37	880.24									
b	2	MW85	-5960.21	-804.8									
b	2	MW88	-5809.9	-805.09									
b	2	MW91	-5660.38	-804.6									
b	2	MW94	-5979.52	-1028.64									
b	2	PZ334	-6189.98	-1015.64									
b	2	PZ336	-6137.17	-939.6									
b	2	PZ74	-6152.39	-826.91									
b	5	EW230	-7301.4916	1405.8063									
b	5	MW169	-5558	-191.4									
b	5	MW185	-6601.9	952.9									
b	5	MW22	-6219.97	1525.18									
b	5	MW226	-5740.41	-1241.06									
b	5	MW242	-7083.2794	1678.9796									
b	5	MW243	-7382.0265	1681.4026									
b	5	MW244	-7589.0791	1467.5042									
b	5	MW245	-7397.5537	1119.219									
b	5	MW248	-7376.716	1385.4221									
b	5	MW249	-7432.4541	1357.752									
b	5	MW250	-7431.7846	1396.3409									
b	5	MW257	-5972.207	442.3827									
b	5	MW261	-5979.2011	442.1934									
b	5	MW262	-5378.4612	86.9847									
b	5	MW333	-6210	-1040									
b	5	MW337	-6263.0825	-849.6193									

Individual Well Results for Unfiltered Samples
Residential Use Systemic Toxicity - Exposure Point Concentrations

Area	HU	Location	Admin. East	Admin. North	Mo	Sr	Fluorene	Naphthalene	Butyl benzyl phthalate	Ag	Cu	2-Butanone	Dibromochloromethane
b	5	MW338	-6212.9523	-898.0215									
b	5	MW339	-6468.5	663.2									
b	5	MW340	-6165.4	665.5									
b	5	MW46	-5881.63	-1069.22									
b	5	MW48	-6197.46	-1060.99									
b	5	MW50	-6322.26	-974.47									
b	5	MW51	-6325.5	-883.14									
b	5	MW52	-6691.91	-67.56									
b	5	MW53	-6501.71	240.33									
b	5	MW54	-6927.14	238.69									
b	5	MW63	-7235.74	895.26									
b	5	MW65	-7234.91	865.12									
b	5	MW66	-6872.62	978.57									
b	5	MW67	-6134.48	-755.36									
b	5	MW84	-5975.23	-804.2									
b	5	MW86	-5945.24	-804.9									
b	5	MW87	-5825.09	-804.98									
b	5	MW89	-5795.14	-804.13									
b	5	MW90	-5675.22	-803.46									
b	5	MW92	-5645	-805.26									
b	5	MW93	-5994.81	-1028.57									
b	5	MW95	-5964.22	-1028.61									
b	McN	MW247	-7445.6977	1360.1469									
c	2	MW164	-2034.2	-1415.6									
c	2	MW167	-4822.5	-908.7									
c	3	MW166	-3152.3	893.3									
c	4	PZ107	-3681.93	-3571.32									
c	5	MW163	-2041	-1400.8									
c	5	MW165	-3135.7	898.3									
c	5	MW168	-4822.5	-924.8	7.99E-02								
c	5	MW205	-4360.3	-364.1									
c	5	MW206	-2924.5	-1504.8									
c	5	MW255	-1510.2777	-2230.289	6.60E-02								
c	5	MW256	-1596.7664	-1896.4091									
c	5	MW260	-1982.1832	-786.0092									
d	2	MW160	-6945.9	-971.9									
d	2	MW162	-6886.2	-1666.8									
d	2	MW189	-6997.6	-2057.3									
d	2	MW204	-5014.1	-2148.1									
d	2	MW207	-4636	-2432									
d	2	MW208	-4704	-2298									
d	2	MW209	-4769	-2600									
d	2	MW212	-4171.88	-2041.46									
d	2	MW213	-4290.2	-2233.9									
d	2	MW214	-4565.38	-2602.06									
d	2	MW215	-3905.7	-2301.2									
d	2	MW216	-4452.2	-3235.2									
d	2	MW218	-5090.38	-2626.16									
d	2	MW303	-7461.2255	-3559.8958		1.29E+00							
d	2	MW304	-6118.8227	-2158.6852									
d	2	MW312	-7017.8719	-3231.1895									
d	2	MW313	-7203.6974	-3158.7604									
d	2	MW315	-6633.3272	-2273.8716									
d	2	MW316	-7173.3255	-2645.9145									
d	2	MW69	-4343.25	-2074.34									

Individual Well Results for Unfiltered Samples
Residential Use Systemic Toxicity - Exposure Point Concentrations

Area	HU	Location	Admin. East	Admin. North	Mo	Sr	Fluorene	Naphthalene	Butyl benzyl phthalate	Ag	Cu	2-Butanone	Dibromochloromethane
d	2	MW96	-4459.5	-2229.19			7.00E-03	4.70E-02					
d	3	MW217	-5080.28	-2760.66									
d	4	MW104	-6596.77	-3682.88									
d	4	MW70	-4327.95	-2074.66									
d	4	MW71	-4372.93	-2074.16									
d	5	MW103	-6252.14	-3500.84									
d	5	MW158	-6957	-991.2									
d	5	MW159	-6937.1	-989.8									
d	5	MW161	-6916.9	-1666.7									
d	5	MW188	-7008.8	-2057.1									
d	5	MW203	-5014.8	-2159.2									
d	5	MW227	-5769.88	-1240.6									
d	5	MW325	-6100.3002	-2090.9069									
d	5	MW326	-6185.001	-2430.1134					1.00E-03				
d	5	MW327	-7100.8724	-2559.8102									
d	5	MW328	-7337.476	-1962.3084									
d	5	MW329	-7347.443	-1419.371									
d	5	MW330	-6636.3254	-2206.9108									
d	5	MW344	-7450.36	-3566.69									
d	5	MW68	-4357.96	-2074.15									
d	5	PZ117	-3758.83	-3081.57									
d	5	PZ118	-3698.83	-3283.86									
d	5	W108	-3698.9	-3132.86									
d	McN	MW102	-6267.32	-3502.54									
d	McN	PZ115	-3665.7	-3123.5									
d	TG	MW314	-7116.6823	-3534.2633									
e	2	MW237	-5196.8058	7328.8451									
e	3	MW127	-5664.11	6161.23									
e	5	MW123	-5661.33	6125.6									
e	5	MW125	-5662.81	6139.28									
e	5	MW134	-8335.0023	3568.93									
e	5	MW146	-5684.18	13549.15									
e	5	MW147	-5669.28	13548.69									
e	5	MW152	-692.64	13136.67					1.68E-01				
e	5	MW20	-6552.8	4889.55							1.50E-01		
e	5	MW201	-4884	10167.4									
e	5	MW202	-5688	7613.2									
e	5	MW233	-5530.1489	7300.335									
e	5	MW234	-5188.172	7205.8238									
e	5	MW235	-4890.7399	7746.4151									
e	5	MW236	-5087.7913	7919.9943									
e	5	MW238	-5197.0581	7505.6366									
e	5	MW240	-5195.7829	7390.5997									
e	5	MW241	-5203.7909	7346.8579									
e	5	R113	-7192.8	4336.15									
e	5	TVA D-03	-4425	12235									
e	5	TVA D-09	-4750	15200	6.60E-02								
e	5	TVA D-14	-2790	12825									
e	5	TVA D-24	-810	14025								1.70E-01	
e	5	TVA D-27	-725	13110									
e	McN	MW121	-5677.65	6161.53									
e	McN	MW239	-5203.6499	7330.3964									
e	McN	TVA D-25	-2040	13740									
f	2	MW128	1883.08	746.17									
f	4	MW149	3214.11	5754.34									

Individual Well Results for Unfiltered Samples
Residential Use Systemic Toxicity - Exposure Point Concentrations

Area	HU	Location	Admin. East	Admin. North	Mo	Sr	Fluorene	Naphthalene	Butyl benzyl phthalate	Ag	Cu	2-Butanone	Dibromochloromethane
f	4	MW193	515.8	3064.9									
f	5	MW124	1879.15	726.38									
f	5	MW126	1881.49	736.67									
f	5	MW144	-770.1	369.58							1.91E-02		
f	5	MW145	-768.84	383.32									
f	5	MW148	3289.83	5755.06									
f	5	MW258	-745.654	-1643.2484									
f	5	MW283	599.2737	903.2568									
f	5	MW284	1589.9994	913.4824									
f	5	MW288	1564.9368	679.0144									
f	5	MW291	1699.8141	968.887									
f	5	MW292	924.0336	33.1863									
f	5	MW293	1802.403	839.0142									
f	5	MW294	1790.398	842.7724									
f	5	MW352	-530.83	-1189.73									
f	McN	MW122	1876.17	717.07									
g	2	MW143	-12156.05	6513.64									
g	2	MW195	-10193.4	1861.1									
g	5	MW106	-8438.9	990.93									
g	5	MW141	-12173.02	6544.69									
g	5	MW142	-12162.53	6529.75									
g	5	MW194	-10177.5	1865.6									
g	5	MW199	-10076.6	10090.1									
g	5	R5	-8109.4	5527.07									
g	McN	MW140	-12179.19	6558.48									
h	5	MW100	4900	7200									
h	5	MW150	4782.26	2215									
h	5	MW191	2597.4	600.3									
h	McN	MW120	-1489.08	-5880.16									
h	TG	MW129	-1485.42	-5912.73									
h	TG	MW130	-1483.89	-5924.02									
h	TG	MW131	-1481.41	-5938.94									
h	TG	MW151	4208.2	-613.57									
i	1	MW182	-3027.4	3107.2									
i	2	MW16	-2899.11	3088.57							3.77E-01		
i	2	MW174	-5307.2	1021.2									
i	2	MW198	-6163	2874.8									
i	2	PZ279	-3171.0518	5355.8065									
i	2	PZ281	-3160.8879	5999.9403									2.00E-03
i	3	MW138	-1734.38	9163.18									
i	3	MW17	-2811.66	4149.22							1.69E-01		
i	3	MW18	-2354.58	4213.97									
i	3	MW180	-2494.2	4627									
i	3	MW19	-2964.46	4470.12						1.82E-02	5.13E-01		
i	4	MW353	-3311.97	2599.3									
i	5	MW132	-559.79	6192.35									
i	5	MW135	-1520.05	9137.28						3.00E-02			
i	5	MW137	-1726.75	9150.86									
i	5	MW139	-576.59	6189.67									
i	5	MW173	-5290	1020.3									
i	5	MW179	-2516.5	4627.9						2.39E-02			
i	5	MW181	-3042.8	3107.3						2.17E-02			
i	5	MW197	-6162.5	2863.1									
i	5	MW200	-4823.9	4443.3									
i	5	MW21	-4896.71	1749.85									

Individual Well Results for Unfiltered Samples
Residential Use Systemic Toxicity - Exposure Point Concentrations

Area	HU	Location	Admin. East	Admin. North	Mo	Sr	Fluorene	Naphthalene	Butyl benzyl phthalate	Ag	Cu	2-Butanone	Dibromochloromethane
i	5	MW220	-2822.84	3279.19						2.14E-02			
i	5	MW221	-2784.92	3863.68						2.14E-02			
i	5	MW222	-2563.11	3659.61						2.14E-02			
i	5	MW223	-2725.63	3719.99						2.14E-02			
i	5	MW224	-2467.33	3627.71						2.14E-02			
i	5	MW225	-2634.42	3323.37									
i	5	MW263	-2760.5953	4551.9705						2.39E-02			
i	5	MW264	-2239.6467	4639.9052						2.39E-02			
i	5	MW265	-1888.7015	4409.7626						2.39E-02			
i	5	MW266	-2259.7364	4639.9041						2.39E-02			
i	5	MW267	-2819.732	3264.7354						2.39E-02			
i	5	MW268	-3103.0242	6472.4806									
i	5	MW269	-3112.9825	6472.6672									
i	5	MW270	-2713.0965	6513.5114									
i	5	MW271	-2703.2775	6514.5772									
i	5	MW272	-2253.8761	6598.4451									
i	5	MW273	-2244.5718	6598.115									
i	5	MW274	-2205.704	6169.957							7.46E-02		
i	5	MW275	-2195.9653	6170.9954									
i	5	MW276	-3107.1927	4470.7368									
i	5	MW277	-3117.1112	4469.6034									
i	5	MW353	-3311.97	2599.3									
i	5	MW38	-2946.04	3731.8601									
i	5	MW39	-2947.0501	3947.77									
i	5	MW40	-2940.3	3961.19									
i	5	MW41	-2871.23	4087.52						2.91E-02			
i	5	MW42	-2391.85	4539.32									
i	5	MW43	-1872	4199.93									
i	5	MW44	-2259	3848.04									
i	5	MW98	-3281.31	7397.46									
i	5	MW99	1842.46	6826.71									
i	McN	MW133	-1715.66	9124.7									
j	5	TVA D-05	-7175	14860									
j	5	TVA D-08	-3980	14035	2.86E-01								
j	5	TVA D-13	-1060	16100	5.00E-02								
j	5	TVA D-30	-1400	17140									
j	McN	TVA D-07	-3226	17314	3.15E-01								
j	McN	TVA D-23	-1400	15340									
k	EOC	MW305	-9121.6763	-6929.7942									
k	EOC	MW307	-8785.3952	-6208.0493									
k	EOC	MW309	-9059.2821	-4925.2									
k	TG	MW184	-7386.9	-3997.3									
k	TG	MW196	-4977.8	-7987.3									
k	TG	MW300	-7898.2689	-4203.5489						8.77E-01			
k	TG	MW301	-7582.7028	-4128.0632						5.52E-01			
k	TG	MW302	-8066.6439	-3714.1996									
k	TG	MW306	-8795.6706	-6517.7641									
k	TG	MW310	-9158.5394	-5074.467									
k	TG	MW311	-8963.3563	-5293.5772									
k	TG	MW317	-8399.0538	-3377.3589									
k	TG	MW318	-8589.4155	-3378.001				7.00E-02					

Individual Well Results for Unfiltered Samples
Residential Use Systemic Toxicity - Exposure Point Concentrations

Area	HU	Location	Admin. East	Admin. North	Bromodichloromethane	Boron	Li	m,p-Xylene	1,3,5-Trimethylbenzene	Bromomethane	1,4-Dichlorobenzene	1,2-Dichlorobenzene
a	2	011-008	-4030	-1721.15								
a	2	040-001	-4050.64	-1149.2								
a	2	203-001	-4405.44	-1150.5								
a	2	400-003	-4230.77	-1189.5								
a	2	400-016	-4189.98	-1745.17								
a	2	400-017	-4344.09	-1819.47								
a	2	400-025	-4050.69	-1482.59								
a	2	400-026	-4099.79	-1553.53								
a	2	400-027	-3963.87	-1798.28								
a	2	400-063	-4051.13	-1384.91								
a	2	MW157	-4025.7	-1688.6								
a	2	MW219	-4481.4	-1917.3								
a	4	MW156	-4025.7	-1703.7								
a	5	MW155	-4025	-1669.4								
a	5	MW175	-4379.1	-1428.3								
a	5	MW178	-4073.6	-1216.2								
a	5	MW341	-3938.343	-1061.1343								
a	5	MW342	-4404.5028	-1289.6997								
a	5	MW343	-4403.9677	-1083.6767								
b	2	MW154	-6225.48	-810.29								
b	2	MW170	-5557.6	-175.8								
b	2	MW171	-5418.4	-471.5								
b	2	MW172	-5977.9	-192.2								
b	2	MW186	-6581.3	952.6								
b	2	MW187	-6854.5	964.4								
b	2	MW190	-6951.6	237.9								
b	2	MW2	-5422	-688								
b	2	MW246	-7447.6953	1345.1263								
b	2	MW47	-5871.99	-1070.29								
b	2	MW57	-6194.01	-810.89								
b	2	MW64	-7235.37	880.24								
b	2	MW85	-5960.21	-804.8								
b	2	MW88	-5809.9	-805.09								
b	2	MW91	-5660.38	-804.6								
b	2	MW94	-5979.52	-1028.64								
b	2	PZ334	-6189.98	-1015.64								
b	2	PZ336	-6137.17	-939.6								
b	2	PZ74	-6152.39	-826.91								
b	5	EW230	-7301.4916	1405.8063								
b	5	MW169	-5558	-191.4								
b	5	MW185	-6601.9	952.9								
b	5	MW22	-6219.97	1525.18								
b	5	MW226	-5740.41	-1241.06								
b	5	MW242	-7083.2794	1678.9796								
b	5	MW243	-7382.0265	1681.4026								
b	5	MW244	-7589.0791	1467.5042								
b	5	MW245	-7397.5537	1119.219								
b	5	MW248	-7376.716	1385.4221								
b	5	MW249	-7432.4541	1357.752								
b	5	MW250	-7431.7846	1396.3409								
b	5	MW257	-5972.207	442.3827								
b	5	MW261	-5979.2011	442.1934								
b	5	MW262	-5378.4612	86.9847								
b	5	MW333	-6210	-1040								
b	5	MW337	-6263.0825	-849.6193								

Individual Well Results for Unfiltered Samples
Residential Use Systemic Toxicity - Exposure Point Concentrations

Area	HU	Location	Admin. East	Admin. North	Bromodichloromethane	Boron	Li	m,p-Xylene	1,3,5-Trimethylbenzene	Bromomethane	1,4-Dichlorobenzene	1,2-Dichlorobenzene
b	5	MW338	-6212.9523	-898.0215								
b	5	MW339	-6468.5	663.2								
b	5	MW340	-6165.4	665.5								
b	5	MW46	-5881.63	-1069.22								
b	5	MW48	-6197.46	-1060.99								
b	5	MW50	-6322.26	-974.47								
b	5	MW51	-6325.5	-883.14								
b	5	MW52	-6691.91	-67.56								
b	5	MW53	-6501.71	240.33								
b	5	MW54	-6927.14	238.69								
b	5	MW63	-7235.74	895.26								
b	5	MW65	-7234.91	865.12								
b	5	MW66	-6872.62	978.57								
b	5	MW67	-6134.48	-755.36								
b	5	MW84	-5975.23	-804.2								
b	5	MW86	-5945.24	-804.9								
b	5	MW87	-5825.09	-804.98								
b	5	MW89	-5795.14	-804.13								
b	5	MW90	-5675.22	-803.46								
b	5	MW92	-5645	-805.26								
b	5	MW93	-5994.81	-1028.57								
b	5	MW95	-5964.22	-1028.61								
b	McN	MW247	-7445.6977	1360.1469								
c	2	MW164	-2034.2	-1415.6								
c	2	MW167	-4822.5	-908.7								
c	3	MW166	-3152.3	893.3								
c	4	PZ107	-3681.93	-3571.32								
c	5	MW163	-2041	-1400.8								
c	5	MW165	-3135.7	898.3								
c	5	MW168	-4822.5	-924.8								
c	5	MW205	-4360.3	-364.1								
c	5	MW206	-2924.5	-1504.8								
c	5	MW255	-1510.2777	-2230.289								
c	5	MW256	-1596.7664	-1896.4091								
c	5	MW260	-1982.1832	-786.0092								
d	2	MW160	-6945.9	-971.9								
d	2	MW162	-6886.2	-1666.8								
d	2	MW189	-6997.6	-2057.3								
d	2	MW204	-5014.1	-2148.1								
d	2	MW207	-4636	-2432								
d	2	MW208	-4704	-2298								
d	2	MW209	-4769	-2600								
d	2	MW212	-4171.88	-2041.46								
d	2	MW213	-4290.2	-2233.9								
d	2	MW214	-4565.38	-2602.06								
d	2	MW215	-3905.7	-2301.2								
d	2	MW216	-4452.2	-3235.2								
d	2	MW218	-5090.38	-2626.16								
d	2	MW303	-7461.2255	-3559.8958								
d	2	MW304	-6118.8227	-2158.6852								
d	2	MW312	-7017.8719	-3231.1895								
d	2	MW313	-7203.6974	-3158.7604								
d	2	MW315	-6633.3272	-2273.8716								
d	2	MW316	-7173.3255	-2645.9145								
d	2	MW69	-4343.25	-2074.34								

Individual Well Results for Unfiltered Samples
Residential Use Systemic Toxicity - Exposure Point Concentrations

Area	HU	Location	Admin. East	Admin. North	Bromodichloromethane	Boron	Li	m,p-Xylene	1,3,5-Trimethylbenzene	Bromomethane	1,4-Dichlorobenzene	1,2-Dichlorobenzene
d	2	MW96	-4459.5	-2229.19								
d	3	MW217	-5080.28	-2760.66								
d	4	MW104	-6596.77	-3682.88								
d	4	MW70	-4327.95	-2074.66								
d	4	MW71	-4372.93	-2074.16								
d	5	MW103	-6252.14	-3500.84								
d	5	MW158	-6957	-991.2								
d	5	MW159	-6937.1	-989.8								
d	5	MW161	-6916.9	-1666.7								
d	5	MW188	-7008.8	-2057.1								
d	5	MW203	-5014.8	-2159.2								
d	5	MW227	-5769.88	-1240.6								
d	5	MW325	-6100.3002	-2090.9069								
d	5	MW326	-6185.001	-2430.1134								
d	5	MW327	-7100.8724	-2559.8102								
d	5	MW328	-7337.476	-1962.3084								
d	5	MW329	-7347.443	-1419.371								
d	5	MW330	-6636.3254	-2206.9108								
d	5	MW344	-7450.36	-3566.69								
d	5	MW68	-4357.96	-2074.15								
d	5	PZ117	-3758.83	-3081.57								
d	5	PZ118	-3698.83	-3283.86								
d	5	W108	-3698.9	-3132.86								
d	McN	MW102	-6267.32	-3502.54								
d	McN	PZ115	-3665.7	-3123.5								
d	TG	MW314	-7116.6823	-3534.2633								
e	2	MW237	-5196.8058	7328.8451								
e	3	MW127	-5664.11	6161.23								
e	5	MW123	-5661.33	6125.6								
e	5	MW125	-5662.81	6139.28								
e	5	MW134	-8335.0023	3568.93								
e	5	MW146	-5684.18	13549.15								
e	5	MW147	-5669.28	13548.69								
e	5	MW152	-692.64	13136.67								
e	5	MW20	-6552.8	4889.55								
e	5	MW201	-4884	10167.4								
e	5	MW202	-5688	7613.2								
e	5	MW233	-5530.1489	7300.335								
e	5	MW234	-5188.172	7205.8238								
e	5	MW235	-4890.7399	7746.4151								
e	5	MW236	-5087.7913	7919.9943								
e	5	MW238	-5197.0581	7505.6366								
e	5	MW240	-5195.7829	7390.5997								
e	5	MW241	-5203.7909	7346.8579								
e	5	R113	-7192.8	4336.15								
e	5	TVA D-03	-4425	12235								
e	5	TVA D-09	-4750	15200								
e	5	TVA D-14	-2790	12825								
e	5	TVA D-24	-810	14025								
e	5	TVA D-27	-725	13110								
e	McN	MW121	-5677.65	6161.53								
e	McN	MW239	-5203.6499	7330.3964								
e	McN	TVA D-25	-2040	13740								
f	2	MW128	1883.08	746.17								
f	4	MW149	3214.11	5754.34								

Individual Well Results for Unfiltered Samples
Residential Use Systemic Toxicity - Exposure Point Concentrations

Area	HU	Location	Admin. East	Admin. North	Bromodichloromethane	Boron	Li	m,p-Xylene	1,3,5-Trimethylbenzene	Bromomethane	1,4-Dichlorobenzene	1,2-Dichlorobenzene
f	4	MW193	515.8	3064.9								
f	5	MW124	1879.15	726.38								
f	5	MW126	1881.49	736.67								
f	5	MW144	-770.1	369.58								
f	5	MW145	-768.84	383.32								
f	5	MW148	3289.83	5755.06								
f	5	MW258	-745.654	-1643.2484								
f	5	MW283	599.2737	903.2568								
f	5	MW284	1589.9994	913.4824								
f	5	MW288	1564.9368	679.0144								
f	5	MW291	1699.8141	968.887								
f	5	MW292	924.0336	33.1863								
f	5	MW293	1802.403	839.0142								
f	5	MW294	1790.398	842.7724								
f	5	MW352	-530.83	-1189.73								
f	McN	MW122	1876.17	717.07								
g	2	MW143	-12156.05	6513.64								
g	2	MW195	-10193.4	1861.1								
g	5	MW106	-8438.9	990.93								
g	5	MW141	-12173.02	6544.69								
g	5	MW142	-12162.53	6529.75								
g	5	MW194	-10177.5	1865.6								
g	5	MW199	-10076.6	10090.1								
g	5	R5	-8109.4	5527.07								
g	McN	MW140	-12179.19	6558.48								
h	5	MW100	4900	7200								
h	5	MW150	4782.26	2215								
h	5	MW191	2597.4	600.3								
h	McN	MW120	-1489.08	-5880.16								
h	TG	MW129	-1485.42	-5912.73								
h	TG	MW130	-1483.89	-5924.02								
h	TG	MW131	-1481.41	-5938.94								
h	TG	MW151	4208.2	-613.57								
i	1	MW182	-3027.4	3107.2								
i	2	MW16	-2899.11	3088.57								
i	2	MW174	-5307.2	1021.2								
i	2	MW198	-6163	2874.8								
i	2	PZ279	-3171.0518	5355.8065								
i	2	PZ281	-3160.8879	5999.9403	9.00E-03							
i	3	MW138	-1734.38	9163.18								
i	3	MW17	-2811.66	4149.22								
i	3	MW18	-2354.58	4213.97								
i	3	MW180	-2494.2	4627								
i	3	MW19	-2964.46	4470.12								
i	4	MW353	-3311.97	2599.3								
i	5	MW132	-559.79	6192.35								
i	5	MW135	-1520.05	9137.28								
i	5	MW137	-1726.75	9150.86								
i	5	MW139	-576.59	6189.67								
i	5	MW173	-5290	1020.3								
i	5	MW179	-2516.5	4627.9		7.91E-01	4.00E-02	4.60E-05				
i	5	MW181	-3042.8	3107.3			4.00E-02					
i	5	MW197	-6162.5	2863.1								
i	5	MW200	-4823.9	4443.3								
i	5	MW21	-4896.71	1749.85								

Individual Well Results for Unfiltered Samples
Residential Use Systemic Toxicity - Exposure Point Concentrations

Area	HU	Location	Admin. East	Admin. North	Bromodichloromethane	Boron	Li	m,p-Xylene	1,3,5-Trimethylbenzene	Bromomethane	1,4-Dichlorobenzene	1,2-Dichlorobenzene
i	5	MW220	-2822.84	3279.19			4.00E-02					
i	5	MW221	-2784.92	3863.68			4.00E-02					
i	5	MW222	-2563.11	3659.61		6.53E-02	4.00E-02	1.50E-04	2.00E-04			
i	5	MW223	-2725.63	3719.99		6.95E-02	4.00E-02			1.00E-03		
i	5	MW224	-2467.33	3627.71			4.00E-02	5.50E-05			6.20E-05	5.70E-05
i	5	MW225	-2634.42	3323.37								
i	5	MW263	-2760.5953	4551.9705		3.98E-01	4.00E-02					
i	5	MW264	-2239.6467	4639.9052			4.00E-02					
i	5	MW265	-1888.7015	4409.7626			4.00E-02					
i	5	MW266	-2259.7364	4639.9041		5.16E-01	4.00E-02					
i	5	MW267	-2819.732	3264.7354			4.00E-02					
i	5	MW268	-3103.0242	6472.4806								
i	5	MW269	-3112.9825	6472.6672								
i	5	MW270	-2713.0965	6513.5114								
i	5	MW271	-2703.2775	6514.5772								
i	5	MW272	-2253.8761	6598.4451								
i	5	MW273	-2244.5718	6598.115								
i	5	MW274	-2205.704	6169.957								
i	5	MW275	-2195.9653	6170.9954								
i	5	MW276	-3107.1927	4470.7368								
i	5	MW277	-3117.1112	4469.6034								
i	5	MW353	-3311.97	2599.3								
i	5	MW38	-2946.04	3731.8601								
i	5	MW39	-2947.0501	3947.77								
i	5	MW40	-2940.3	3961.19								
i	5	MW41	-2871.23	4087.52								
i	5	MW42	-2391.85	4539.32								
i	5	MW43	-1872	4199.93								
i	5	MW44	-2259	3848.04								
i	5	MW98	-3281.31	7397.46								
i	5	MW99	1842.46	6826.71								
i	McN	MW133	-1715.66	9124.7								
j	5	TVA D-05	-7175	14860								
j	5	TVA D-08	-3980	14035								
j	5	TVA D-13	-1060	16100								
j	5	TVA D-30	-1400	17140								
j	McN	TVA D-07	-3226	17314								
j	McN	TVA D-23	-1400	15340								
k	EOC	MW305	-9121.6763	-6929.7942								
k	EOC	MW307	-8785.3952	-6208.0493								
k	EOC	MW309	-9059.2821	-4925.2								
k	TG	MW184	-7386.9	-3997.3								
k	TG	MW196	-4977.8	-7987.3								
k	TG	MW300	-7898.2689	-4203.5489								
k	TG	MW301	-7582.7028	-4128.0632								
k	TG	MW302	-8066.6439	-3714.1996								
k	TG	MW306	-8795.6706	-6517.7641								
k	TG	MW310	-9158.5394	-5074.467								
k	TG	MW311	-8963.3563	-5293.5772								
k	TG	MW317	-8399.0538	-3377.3589								
k	TG	MW318	-8589.4155	-3378.001								

Individual Well Results for Unfiltered Samples
Residential Use Systemic Toxicity - Exposure Point Concentrations

Area	HU	Location	Admin. East	Admin. North	PCB-1254	Acrylonitrile	4-Methyl-2-pentanone	1,1-DCA
a	2	011-008	-4030	-1721.15				
a	2	040-001	-4050.64	-1149.2				
a	2	203-001	-4405.44	-1150.5				
a	2	400-003	-4230.77	-1189.5				
a	2	400-016	-4189.98	-1745.17				
a	2	400-017	-4344.09	-1819.47				
a	2	400-025	-4050.69	-1482.59				
a	2	400-026	-4099.79	-1553.53				
a	2	400-027	-3963.87	-1798.28				
a	2	400-063	-4051.13	-1384.91				
a	2	MW157	-4025.7	-1688.6				
a	2	MW219	-4481.4	-1917.3				
a	4	MW156	-4025.7	-1703.7				
a	5	MW155	-4025	-1669.4				
a	5	MW175	-4379.1	-1428.3				
a	5	MW178	-4073.6	-1216.2				
a	5	MW341	-3938.343	-1061.1343				
a	5	MW342	-4404.5028	-1289.6997				
a	5	MW343	-4403.9677	-1083.6767				
b	2	MW154	-6225.48	-810.29				
b	2	MW170	-5557.6	-175.8				
b	2	MW171	-5418.4	-471.5				
b	2	MW172	-5977.9	-192.2				
b	2	MW186	-6581.3	952.6				
b	2	MW187	-6854.5	964.4				
b	2	MW190	-6951.6	237.9				
b	2	MW2	-5422	-688				
b	2	MW246	-7447.6953	1345.1263				
b	2	MW47	-5871.99	-1070.29				
b	2	MW57	-6194.01	-810.89				
b	2	MW64	-7235.37	880.24				
b	2	MW85	-5960.21	-804.8				
b	2	MW88	-5809.9	-805.09				
b	2	MW91	-5660.38	-804.6				
b	2	MW94	-5979.52	-1028.64				
b	2	PZ334	-6189.98	-1015.64				
b	2	PZ336	-6137.17	-939.6				
b	2	PZ74	-6152.39	-826.91				
b	5	EW230	-7301.4916	1405.8063				
b	5	MW169	-5558	-191.4				
b	5	MW185	-6601.9	952.9				
b	5	MW22	-6219.97	1525.18				
b	5	MW226	-5740.41	-1241.06				
b	5	MW242	-7083.2794	1678.9796				
b	5	MW243	-7382.0265	1681.4026				
b	5	MW244	-7589.0791	1467.5042				
b	5	MW245	-7397.5537	1119.219				
b	5	MW248	-7376.716	1385.4221				
b	5	MW249	-7432.4541	1357.752				
b	5	MW250	-7431.7846	1396.3409				
b	5	MW257	-5972.207	442.3827				
b	5	MW261	-5979.2011	442.1934				
b	5	MW262	-5378.4612	86.9847				
b	5	MW333	-6210	-1040				
b	5	MW337	-6263.0825	-849.6193				

Individual Well Results for Unfiltered Samples
Residential Use Systemic Toxicity - Exposure Point Concentrations

Area	HU	Location	Admin. East	Admin. North	PCB-1254	Acrylonitrile	4-Methyl-2-pentanone	1,1-DCA
b	5	MW338	-6212.9523	-898.0215				
b	5	MW339	-6468.5	663.2				
b	5	MW340	-6165.4	665.5				
b	5	MW46	-5881.63	-1069.22				
b	5	MW48	-6197.46	-1060.99				
b	5	MW50	-6322.26	-974.47				
b	5	MW51	-6325.5	-883.14				
b	5	MW52	-6691.91	-67.56				
b	5	MW53	-6501.71	240.33				
b	5	MW54	-6927.14	238.69				
b	5	MW63	-7235.74	895.26				
b	5	MW65	-7234.91	865.12				
b	5	MW66	-6872.62	978.57				
b	5	MW67	-6134.48	-755.36				
b	5	MW84	-5975.23	-804.2				
b	5	MW86	-5945.24	-804.9				
b	5	MW87	-5825.09	-804.98				
b	5	MW89	-5795.14	-804.13				
b	5	MW90	-5675.22	-803.46				
b	5	MW92	-5645	-805.26				
b	5	MW93	-5994.81	-1028.57				
b	5	MW95	-5964.22	-1028.61				
b	McN	MW247	-7445.6977	1360.1469				
c	2	MW164	-2034.2	-1415.6				
c	2	MW167	-4822.5	-908.7				
c	3	MW166	-3152.3	893.3				
c	4	PZ107	-3681.93	-3571.32				
c	5	MW163	-2041	-1400.8				
c	5	MW165	-3135.7	898.3				
c	5	MW168	-4822.5	-924.8				
c	5	MW205	-4360.3	-364.1				
c	5	MW206	-2924.5	-1504.8				
c	5	MW255	-1510.2777	-2230.289				
c	5	MW256	-1596.7664	-1896.4091				
c	5	MW260	-1982.1832	-786.0092				
d	2	MW160	-6945.9	-971.9				
d	2	MW162	-6886.2	-1666.8				
d	2	MW189	-6997.6	-2057.3				
d	2	MW204	-5014.1	-2148.1				
d	2	MW207	-4636	-2432				
d	2	MW208	-4704	-2298				
d	2	MW209	-4769	-2600				
d	2	MW212	-4171.88	-2041.46				
d	2	MW213	-4290.2	-2233.9				
d	2	MW214	-4565.38	-2602.06				
d	2	MW215	-3905.7	-2301.2				
d	2	MW216	-4452.2	-3235.2				
d	2	MW218	-5090.38	-2626.16				
d	2	MW303	-7461.2255	-3559.8958				
d	2	MW304	-6118.8227	-2158.6852				
d	2	MW312	-7017.8719	-3231.1895				
d	2	MW313	-7203.6974	-3158.7604				
d	2	MW315	-6633.3272	-2273.8716				
d	2	MW316	-7173.3255	-2645.9145				
d	2	MW69	-4343.25	-2074.34				

Individual Well Results for Unfiltered Samples
Residential Use Systemic Toxicity - Exposure Point Concentrations

Area	HU	Location	Admin. East	Admin. North	PCB-1254	Acrylonitrile	4-Methyl-2-pentanone	1,1-DCA
d	2	MW96	-4459.5	-2229.19				
d	3	MW217	-5080.28	-2760.66				
d	4	MW104	-6596.77	-3682.88				
d	4	MW70	-4327.95	-2074.66				
d	4	MW71	-4372.93	-2074.16				
d	5	MW103	-6252.14	-3500.84				
d	5	MW158	-6957	-991.2				
d	5	MW159	-6937.1	-989.8				
d	5	MW161	-6916.9	-1666.7				
d	5	MW188	-7008.8	-2057.1				
d	5	MW203	-5014.8	-2159.2				
d	5	MW227	-5769.88	-1240.6				
d	5	MW325	-6100.3002	-2090.9069				
d	5	MW326	-6185.001	-2430.1134				
d	5	MW327	-7100.8724	-2559.8102				
d	5	MW328	-7337.476	-1962.3084				
d	5	MW329	-7347.443	-1419.371				
d	5	MW330	-6636.3254	-2206.9108				
d	5	MW344	-7450.36	-3566.69				
d	5	MW68	-4357.96	-2074.15				
d	5	PZ117	-3758.83	-3081.57				
d	5	PZ118	-3698.83	-3283.86				
d	5	W108	-3698.9	-3132.86				
d	McN	MW102	-6267.32	-3502.54				
d	McN	PZ115	-3665.7	-3123.5				
d	TG	MW314	-7116.6823	-3534.2633				
e	2	MW237	-5196.8058	7328.8451				
e	3	MW127	-5664.11	6161.23				
e	5	MW123	-5661.33	6125.6				
e	5	MW125	-5662.81	6139.28				
e	5	MW134	-8335.0023	3568.93				
e	5	MW146	-5684.18	13549.15				
e	5	MW147	-5669.28	13548.69				
e	5	MW152	-692.64	13136.67				
e	5	MW20	-6552.8	4889.55				
e	5	MW201	-4884	10167.4				
e	5	MW202	-5688	7613.2				
e	5	MW233	-5530.1489	7300.335				
e	5	MW234	-5188.172	7205.8238				
e	5	MW235	-4890.7399	7746.4151				
e	5	MW236	-5087.7913	7919.9943				
e	5	MW238	-5197.0581	7505.6366				
e	5	MW240	-5195.7829	7390.5997				
e	5	MW241	-5203.7909	7346.8579				
e	5	R113	-7192.8	4336.15				
e	5	TVA D-03	-4425	12235				
e	5	TVA D-09	-4750	15200				
e	5	TVA D-14	-2790	12825				
e	5	TVA D-24	-810	14025				
e	5	TVA D-27	-725	13110				
e	McN	MW121	-5677.65	6161.53				
e	McN	MW239	-5203.6499	7330.3964				
e	McN	TVA D-25	-2040	13740				
f	2	MW128	1883.08	746.17				
f	4	MW149	3214.11	5754.34				

Individual Well Results for Unfiltered Samples
Residential Use Systemic Toxicity - Exposure Point Concentrations

Area	HU	Location	Admin. East	Admin. North	PCB-1254	Acrylonitrile	4-Methyl-2-pentanone	1,1-DCA
f	4	MW193	515.8	3064.9				
f	5	MW124	1879.15	726.38				
f	5	MW126	1881.49	736.67				
f	5	MW144	-770.1	369.58				
f	5	MW145	-768.84	383.32				
f	5	MW148	3289.83	5755.06				
f	5	MW258	-745.654	-1643.2484				
f	5	MW283	599.2737	903.2568				
f	5	MW284	1589.9994	913.4824				
f	5	MW288	1564.9368	679.0144				
f	5	MW291	1699.8141	968.887				
f	5	MW292	924.0336	33.1863				
f	5	MW293	1802.403	839.0142				
f	5	MW294	1790.398	842.7724				
f	5	MW352	-530.83	-1189.73				
f	McN	MW122	1876.17	717.07				
g	2	MW143	-12156.05	6513.64				
g	2	MW195	-10193.4	1861.1				
g	5	MW106	-8438.9	990.93				
g	5	MW141	-12173.02	6544.69				
g	5	MW142	-12162.53	6529.75				
g	5	MW194	-10177.5	1865.6				
g	5	MW199	-10076.6	10090.1				
g	5	R5	-8109.4	5527.07				
g	McN	MW140	-12179.19	6558.48				
h	5	MW100	4900	7200				
h	5	MW150	4782.26	2215				
h	5	MW191	2597.4	600.3				
h	McN	MW120	-1489.08	-5880.16				
h	TG	MW129	-1485.42	-5912.73				
h	TG	MW130	-1483.89	-5924.02				
h	TG	MW131	-1481.41	-5938.94				
h	TG	MW151	4208.2	-613.57				
i	1	MW182	-3027.4	3107.2				
i	2	MW16	-2899.11	3088.57				
i	2	MW174	-5307.2	1021.2				
i	2	MW198	-6163	2874.8				
i	2	PZ279	-3171.0518	5355.8065				
i	2	PZ281	-3160.8879	5999.9403				
i	3	MW138	-1734.38	9163.18				
i	3	MW17	-2811.66	4149.22				
i	3	MW18	-2354.58	4213.97				
i	3	MW180	-2494.2	4627				
i	3	MW19	-2964.46	4470.12				
i	4	MW353	-3311.97	2599.3				
i	5	MW132	-559.79	6192.35				
i	5	MW135	-1520.05	9137.28				
i	5	MW137	-1726.75	9150.86				
i	5	MW139	-576.59	6189.67				
i	5	MW173	-5290	1020.3				
i	5	MW179	-2516.5	4627.9				
i	5	MW181	-3042.8	3107.3				
i	5	MW197	-6162.5	2863.1				
i	5	MW200	-4823.9	4443.3				
i	5	MW21	-4896.71	1749.85				

Individual Well Results for Unfiltered Samples
Residential Use Systemic Toxicity - Exposure Point Concentrations

Area	HU	Location	Admin. East	Admin. North	PCB-1254	Acrylonitrile	4-Methyl-2-pentanone	1,1-DCA
i	5	MW220	-2822.84	3279.19				
i	5	MW221	-2784.92	3863.68				
i	5	MW222	-2563.11	3659.61				
i	5	MW223	-2725.63	3719.99				
i	5	MW224	-2467.33	3627.71				
i	5	MW225	-2634.42	3323.37				
i	5	MW263	-2760.5953	4551.9705				
i	5	MW264	-2239.6467	4639.9052				
i	5	MW265	-1888.7015	4409.7626				
i	5	MW266	-2259.7364	4639.9041				
i	5	MW267	-2819.732	3264.7354				
i	5	MW268	-3103.0242	6472.4806				
i	5	MW269	-3112.9825	6472.6672	9.00E-04			
i	5	MW270	-2713.0965	6513.5114				
i	5	MW271	-2703.2775	6514.5772				
i	5	MW272	-2253.8761	6598.4451				
i	5	MW273	-2244.5718	6598.115				
i	5	MW274	-2205.704	6169.957				
i	5	MW275	-2195.9653	6170.9954				
i	5	MW276	-3107.1927	4470.7368				
i	5	MW277	-3117.1112	4469.6034				
i	5	MW353	-3311.97	2599.3				
i	5	MW38	-2946.04	3731.8601				
i	5	MW39	-2947.0501	3947.77		1.00E-02		
i	5	MW40	-2940.3	3961.19				
i	5	MW41	-2871.23	4087.52				
i	5	MW42	-2391.85	4539.32			1.70E-02	
i	5	MW43	-1872	4199.93				
i	5	MW44	-2259	3848.04				
i	5	MW98	-3281.31	7397.46				
i	5	MW99	1842.46	6826.71				
i	McN	MW133	-1715.66	9124.7				
j	5	TVA D-05	-7175	14860				
j	5	TVA D-08	-3980	14035				
j	5	TVA D-13	-1060	16100				
j	5	TVA D-30	-1400	17140				
j	McN	TVA D-07	-3226	17314				
j	McN	TVA D-23	-1400	15340				
k	EOC	MW305	-9121.6763	-6929.7942				
k	EOC	MW307	-8785.3952	-6208.0493				
k	EOC	MW309	-9059.2821	-4925.2				
k	TG	MW184	-7386.9	-3997.3				
k	TG	MW196	-4977.8	-7987.3				
k	TG	MW300	-7898.2689	-4203.5489				7.96E-02
k	TG	MW301	-7582.7028	-4128.0632				
k	TG	MW302	-8066.6439	-3714.1996				
k	TG	MW306	-8795.6706	-6517.7641				
k	TG	MW310	-9158.5394	-5074.467				
k	TG	MW311	-8963.3563	-5293.5772				
k	TG	MW317	-8399.0538	-3377.3589				
k	TG	MW318	-8589.4155	-3378.001				

**Individual Borehole Results for Unfiltered Samples
Residential Use Excess Lifetime Cancer Risk - Risk Values**

Area	HU	Location	Admin. East	Admin. North	Methylene chloride	TCE	1,1-DCE	PCE	Vinyl chloride	Carbon tet.	Chloroform	Bromo-dichloromethane	1,2-DCA	Dibromochloromethane
a	2	040-009	-4062.38	-1184.85	1.54E-06	2.83E-06								
a	2	400-018	-4262.79	-1794.2		7.33E-05								
a	2	P4-G2	-3913.1768	-1008.8133		1.81E-06	6.23E-04							
a	3	400-083	-4442.44	-1383.88		3.63E-06								
a	4	400-037	-4116.04	-1784.37		1.18E-01								
a	4	400-038	-4097.59	-1648.57		2.65E-03								
a	4	400-048	-3943.5	-1420.75		1.38E-06								
a	4	400-215	-4091.81	-1921.36		4.54E-03		2.30E-05						
a	5	026-001	-4248.21	-992.98		4.51E-03								
a	5	400-034	-4404.04	-1078.69		6.44E-02	2.90E-04							
a	5	400-035	-4404.16	-1294.38		1.93E-02								
a	5	400-036	-4409.28	-1607.31		7.47E-03								
a	5	400-037	-4116.04	-1784.37		3.99E-01								
a	5	400-038	-4097.59	-1648.57		1.42E-02	1.64E-02		8.04E-03					
a	5	400-039	-3942.98	-1071.54		9.11E-04	3.22E-04	5.30E-06		1.85E-03	1.71E-04			
a	5	400-040	-4413.94	-1302.12		3.82E-02	7.51E-03				1.32E-04	4.75E-06		
a	5	400-041	-4404.34	-1556.2		2.32E-02				6.84E-06	1.12E-04			
a	5	400-042	-4192.06	-1169.64		1.93E-02								
a	5	400-043	-4463.86	-1074.84		1.05E-02								
a	5	400-044	-4562.41	-1440.12		7.76E-03	1.12E-03							
a	5	400-045	-4442.75	-1770.03		1.76E-02	5.58E-04		4.84E-04					
a	5	400-046	-4030.16	-1566		9.86E-02	3.76E-03							
a	5	400-047	-4071.83	-1476.06		1.34E-02								
a	5	400-048	-3943.5	-1420.75		3.98E-04	5.86E-03							
a	5	400-049	-3573.08	-1232.17		1.08E-04	1.29E-04		6.04E-05					
a	5	400-052	-3635.33	-1074.21		8.92E-04								
a	5	400-053	-3635.21	-906.74		8.69E-04	1.18E-03							
a	5	400-206	-4564.09	-1076.08		7.08E-03								
a	5	400-208	-4404.16	-1083.87		6.93E-02								
a	5	400-210	-4403.56	-1289.51		2.08E-02								
a	5	400-212	-3939.16	-1062.27		1.02E-03				5.47E-04	2.37E-04			
a	5	400-213	-4750.4	-1755.47		1.51E-04	2.15E-04							
a	5	400-214	-4368.52	-1971.11		7.31E-04								
a	5	400-215	-4091.81	-1921.36		3.18E-03		5.30E-05						
a	5	P4-G1	-4554.4201	-1005.4503		3.19E-02	3.99E-02			1.37E-04				
a	5	P4-G2	-3913.1768	-1008.8133		1.67E-03	4.02E-02			2.75E-03				
a	McN	026-001	-4248.21	-992.98		4.18E-05								
a	McN	400-034	-4404.04	-1078.69		1.60E-02								
a	McN	400-035	-4404.16	-1294.38		1.81E-05								
a	McN	400-036	-4409.28	-1607.31		7.26E-07								
a	McN	400-037	-4116.04	-1784.37		6.02E-02								
a	McN	400-038	-4097.59	-1648.57		4.50E-05								
a	McN	400-039	-3942.98	-1071.54		6.09E-04								
a	McN	400-040	-4413.94	-1302.12		2.41E-04	2.15E-03		1.21E-03	1.25E-04	9.49E-06	9.01E-06	6.17E-06	
a	McN	400-041	-4404.34	-1556.2		8.74E-02				3.95E-05	1.19E-06			1.61E-06
a	McN	400-043	-4463.86	-1074.84		4.76E-03								
a	McN	400-044	-4562.41	-1440.12		4.85E-03	1.07E-03							
a	McN	400-048	-3943.5	-1420.75		1.23E-05	1.72E-04							
a	McN	400-053	-3635.21	-906.74		1.24E-05								
a	McN	400-206	-4564.09	-1076.08		3.99E-05								
a	McN	400-207	-4111.01	-1783.02		8.71E-07								
a	McN	P4-G1	-4554.4201	-1005.4503		1.31E-05								
a	McN	P4-G2	-3913.1768	-1008.8133		1.23E-03	3.44E-03			6.16E-04				

Individual Borehole Results for Unfiltered Samples
Residential Use Excess Lifetime Cancer Risk - Risk Values

Area	HU	Location	Admin. East	Admin. North	Methylene chloride	TCE	1,1-DCE	PCE	Vinyl chloride	Carbon tet.	Chloroform	Bromo-dichloromethane	1,2-DCA	Dibromochloromethane
b	1	WB-1	-7074.9604	942.1181	3.02E-07	1.60E-06			5.20E-04				2.70E-05	
b	1	WB-12	-6740.257	785.5127	1.37E-06	9.43E-07		1.26E-06	6.65E-04					
b	1	WB-4	-6930.4988	960.4226		2.68E-06			2.90E-04				1.35E-05	
b	1	WB-7	-6681.2515	914.6613		5.15E-07			1.09E-03					
b	1	WB-8	-6601.8993	914.6613					1.45E-04					
b	1	WB-9	-6541.8765	914.6613										
b	2	J44	-7006	1013		4.64E-04								
b	2	SWMU2-17	-6212.9523	-898.0215			1.63E-02							
b	2	SWMU2-3	-6121.7069	-902.3416		2.83E-05	1.53E-03		3.02E-04					
b	2	SWMU2-9	-6210	-1040		5.30E-07	5.91E-01							
b	3	J41	-6422	1005		1.45E-06								
b	3	J42	-6616	1007		2.18E-06								
b	3	SWMU2-9	-6210	-1040		7.26E-06	6.91E-02							
b	4	J43	-6791	1010		3.63E-03								
b	4	J44	-7006	1013		1.23E-03								
b	4	P4-G11	-5366.1556	-293.6906		2.32E-06	7.08E-04							
b	4	SWMU2-13	-6301.9776	-947.4045		3.88E-03	1.75E-01		8.46E-05					
b	4	SWMU2-3	-6121.7069	-902.3416			2.94E-01							
b	4	SWMU2-5	-6124.1564	-1025.0194			3.57E-01							
b	5	GWW-01	-6468.5	663.2		1.01E-02	3.97E-04	8.49E-06		3.23E-05	7.91E-05		6.12E-06	
b	5	GWW-02	-6165.4	665.5		2.97E-04		1.29E-06			1.82E-05			
b	5	GWW-03	-6129.7	831.2		8.71E-07								
b	5	J40	-6156	1001		3.05E-04					1.98E-05			
b	5	J42	-6616	1007		4.28E-04								
b	5	J43	-6791	1010		7.26E-03								
b	5	J44	-7006	1013		7.98E-03								
b	5	J49	-6417	371		2.90E-05								
b	5	P4-G11	-5366.1556	-293.6906		7.58E-03	2.17E-02			3.28E-04				
b	5	P4-G12	-5975.5175	-434.4071		1.95E-02	1.81E-02			9.10E-04				
b	5	P4-G9	-5308.0737	-973.5677		4.24E-05	4.40E-04							
b	5	SB-38	-7352.8657	1448.882		3.26E-04					9.88E-05			
b	5	SWMU2-10	-6285.1494	-1010.1558		8.71E-05	1.44E-01							
b	5	SWMU2-13	-6301.9776	-947.4045		1.16E-03	3.17E-01							
b	5	SWMU2-16	-6263.0825	-849.6193		7.98E-06	3.64E-01							
b	5	SWMU2-17	-6212.9523	-898.0215		3.56E-07	1.69E-02							
b	5	SWMU2-3	-6121.7069	-902.3416		1.60E-06	3.56E-01							
b	5	SWMU2-5	-6124.1564	-1025.0194			9.94E-01							
b	5	SWMU2-9	-6210	-1040		1.09E-05	9.13E-01							
b	McN	GWW-01	-6468.5	663.2		7.98E-05					5.53E-06			
b	McN	GWW-02	-6165.4	665.5		2.32E-04					2.50E-05			
b	McN	GWW-03	-6129.7	831.2		2.90E-05					2.07E-06			
b	McN	P4-G11	-5366.1556	-293.6906		2.22E-03	3.71E-03			1.50E-05				
b	McN	P4-G12	-5975.5175	-434.4071		1.69E-02	4.08E-02			1.91E-04				
b	McN	SWMU2-10	-6285.1494	-1010.1558		3.37E-05	7.67E-03							
b	McN	SWMU2-17	-6212.9523	-898.0215		1.23E-06	2.98E-01							
b	McN	SWMU2-3	-6121.7069	-902.3416		9.14E-07	5.53E-01							
b	McN	SWMU2-9	-6210	-1040		3.99E-05								
c	2	099-031	-1931.78	-1868.62		2.18E-06								
c	2	099-032	-2011.05	-1783.99		6.53E-07								
c	2	099-033	-1871.28	-2034.14										
c	2	P4-H1	-2356.096	-3494.7688		1.58E-04								
c	3	P4-F5	-2095.58	-2666.5212		1.02E-03								
c	4	099-005	-1802.61	-1758.8		1.02E-05								

Individual Borehole Results for Unfiltered Samples
Residential Use Excess Lifetime Cancer Risk - Risk Values

Area	HU	Location	Admin. East	Admin. North	Methylene chloride	TCE	1,1-DCE	PCE	Vinyl chloride	Carbon tet.	Chloroform	Bromo-dichloromethane	1,2-DCA	Dibromochloro-methane
c	4	099-008	-1803.05	-1488.34		2.18E-06	5.37E-04		2.42E-05					
c	4	099-011	-1548.43	-1682.2		3.63E-07								
c	4	099-035	-1653.61	-1681.87										
c	4	P4-F3	-3058.9545	-1614.5122		6.82E-06								
c	4	P4-F4	-2345.6914	-2171.3444		2.03E-05								
c	4	P4-G8	-4859.6909	-628.8469		5.80E-07								
c	4	P4-H6	-3730.9532	-3491.5712		1.45E-06								
c	5	099-034	-1880.81	-2034.22		3.77E-04	2.58E-03							
c	5	099-035	-1653.61	-1681.87		2.54E-04								
c	5	099-037	-2336.73	-2895.83		1.45E-06	2.15E-03							
c	5	193-023	-2636.77	-2835.02		7.26E-07								
c	5	193-025	-2718.69	-2870.27		1.31E-04								
c	5	P4-E1	-3280.9132	-740.0572		4.72E-05	4.29E-04	4.07E-05		1.50E-04				
c	5	P4-E2	-2327.532	-295.8654		3.90E-05								
c	5	P4-E4	-1979.5676	-782.4152		5.89E-04	7.73E-04			7.52E-06				
c	5	P4-E6	-1606.9407	-1894.5031		3.77E-04	2.46E-03			1.91E-05				
c	5	P4-E8	-1521.5779	-2228.1898		4.65E-04				6.84E-06				
c	5	P4-F1	-3429.4386	-644.7423		1.85E-03	2.47E-04							
c	5	P4-F2	-3295.9732	-1021.4207		4.76E-04	2.15E-04			6.84E-06				
c	5	P4-F3	-3058.9545	-1614.5122		2.39E-04	3.11E-04			2.33E-06				
c	5	P4-F4	-2345.6914	-2171.3444		3.92E-04	6.12E-03			6.84E-06				
c	5	P4-F5	-2095.58	-2666.5212		4.06E-04	2.23E-02							
c	5	P4-F6	-4394.6382	-207.7991		5.40E-04	2.16E-04			3.42E-07				
c	5	P4-F7	-4612.2587	-106.6878		2.03E-04	2.66E-03							
c	5	P4-F8	-4614	880		3.12E-05	2.68E-03							
c	5	P4-G5	-3440.0638	-2879.2607		3.63E-04				3.76E-05				
c	5	P4-G7	-2277.0149	-3070.5899		5.22E-06	5.38E-03			1.68E-04				
c	5	P4-G8	-4859.6909	-628.8469		4.95E-03	2.02E-02			1.01E-03				
c	5	P4-H6	-3730.9532	-3491.5712		1.60E-06								
c	McN	193-025	-2718.69	-2870.27		7.98E-05	3.76E-05							
c	McN	P4-E8	-1521.5779	-2228.1898		2.18E-06								
c	McN	P4-F1	-3429.4386	-644.7423		1.16E-06								
c	McN	P4-F2	-3295.9732	-1021.4207		1.38E-05								
c	McN	P4-F3	-3058.9545	-1614.5122		1.45E-07								
c	McN	P4-F4	-2345.6914	-2171.3444		7.26E-07								
c	McN	P4-F5	-2095.58	-2666.5212		7.26E-07								
c	McN	P4-F6	-4394.6382	-207.7991		7.26E-07								
c	McN	P4-F7	-4612.2587	-106.6878		5.66E-06	1.50E-03							
c	McN	P4-G5	-3440.0638	-2879.2607		9.43E-06								
c	McN	P4-G8	-4859.6909	-628.8469		3.47E-03	1.40E-02			2.33E-05				
c	PCK	P4-E8	-1521.5779	-2228.1898		1.07E-03								
c	PCK	P4-F3	-3058.9545	-1614.5122		1.60E-05								
c	Terrace	193-16	-2371.0285	-3610.3378		1.55E-04								
d	1	720-002	-5139.9	-2607.94		1.08E-04	4.94E-03		2.78E-03					
d	2	36-SB-001	-6132.0168	-2163.6936		4.59E-05								
d	2	36-SB-002	-6109.256	-2168.7083		1.76E-06								
d	2	36-SB-003	-6111.6754	-2120.3964		2.88E-05								
d	2	36-SB-004	-6097.4683	-2151.3233		3.32E-04								
d	2	36-SB-005	-6106.8292	-2150.8814		1.27E-04								
d	2	38-SB-003	-6967.7899	-2752.9887		1.45E-07								
d	2	720-003	-5375.03	-2606.98		3.34E-05								
d	2	720-011	-4991.11	-2298.46		6.67E-06	2.15E-04							
d	2	720-024	-5621.74	-2668.03		1.45E-07								

Individual Borehole Results for Unfiltered Samples
Residential Use Excess Lifetime Cancer Risk - Risk Values

Area	HU	Location	Admin. East	Admin. North	Methylene chloride	TCE	1,1-DCE	PCE	Vinyl chloride	Carbon tet.	Chloroform	Bromo-dichloromethane	1,2-DCA	Dibromochloromethane
d	3	001-173	-6950.58	-1719.97		2.26E-04	7.51E-04							
d	3	193-028	-4055.47	-3081.83										
d	3	720-011	-4991.11	-2298.46		1.81E-05	2.15E-05							
d	3	720-022	-5139.77	-2676.87		1.16E-06								
d	3	P4-H5	-4063.253	-3288.0224		1.16E-06								
d	4	001-184	-7344.02	-1191.7		1.45E-07								
d	4	099-038	-3478.65	-2467.24		6.53E-06								
d	4	193-032	-3537.01	-3064.28		1.31E-06								
d	4	193-041	-3714.47	-2462.04		5.22E-05								
d	4	193-049	-3699.13	-3264.52										
d	4	720-010	-4900.73	-2229.59		5.30E-05	1.82E-04							
d	5	001-175	-7197.43	-1684.69		7.98E-05	4.29E-05							
d	5	001-176	-6594.89	-1699.48		4.79E-05	7.51E-05				2.03E-05			
d	5	001-177	-6719.08	-1856.93		7.26E-06	1.07E-05							
d	5	001-178	-7139.25	-1956.07		1.09E-05								
d	5	001-180	-7396.07	-1414.73		5.44E-05	5.37E-05							
d	5	001-181	-6080.72	-1725.62		1.04E-04	7.51E-05							
d	5	001-182	-7200.19	-1275.04		1.14E-03	5.69E-04							
d	5	001-183	-7601.83	-1041.72		8.71E-06								
d	5	001-184	-7344.02	-1191.7		1.74E-04	2.36E-04							
d	5	091-001	-6899.08	-1048.26		4.94E-05	2.04E-03		1.03E-04					
d	5	091-002	-6939.9	-907.39		8.13E-05	1.18E-04							
d	5	099-038	-3478.65	-2467.24		1.16E-04	2.15E-05							
d	5	193-028	-4055.47	-3081.83		2.10E-07								
d	5	193-031	-3896.84	-3348.43		1.45E-06								
d	5	193-032	-3537.01	-3064.28		2.90E-05								
d	5	193-041	-3714.47	-2462.04		2.39E-04								
d	5	193-20	-3688.4901	-2894.868		1.18E-04								
d	5	720-010	-4900.73	-2229.59		3.77E-05	2.15E-05		6.04E-06					
d	5	720-011	-4991.11	-2298.46		2.68E-05	7.51E-05		1.27E-04					
d	5	720-012	-5152.5	-2730.98		8.71E-06								
d	5	720-013	-5931.03	-2417.82		4.14E-05			6.04E-06					
d	5	720-014	-5930.34	-2265.73		1.02E-05			6.04E-06					
d	5	720-015	-5939.88	-2056.41		3.60E-04	9.66E-04							
d	5	720-016	-5698.82	-1977.44		5.88E-04	1.29E-03							
d	5	720-017	-5429.73	-2065.63		6.25E-04	6.55E-04							
d	5	720-018	-5185.43	-2035.15		9.16E-04	5.80E-03							
d	5	720-019	-4931.91	-2492.84		7.47E-05								
d	5	720-026	-5792.91	-1729.12		6.55E-04	3.33E-03	7.07E-06	1.03E-03	8.21E-05	1.91E-05			
d	5	720-028	-4565.85	-2631.76		5.66E-05								
d	5	720-029	-4860.19	-1960.29		2.83E-05	3.78E-04	3.54E-06						
d	5	P4-G3	-3870.9975	-2097.037		1.77E-04	3.60E-03							
d	5	P4-H5	-4063.253	-3288.0224		1.45E-06								
d	5	P4-H7	-5030.8312	-2051.7808		8.71E-03	9.87E-03			4.59E-05				
d	McN	001-177	-6719.08	-1856.93		6.38E-06								
d	McN	001-180	-7396.07	-1414.73		5.80E-07								
d	McN	001-181	-6080.72	-1725.62		1.09E-05								
d	McN	001-183	-7601.83	-1041.72		3.63E-06								
d	McN	091-002	-6939.9	-907.39		1.38E-06								
d	McN	099-038	-3478.65	-2467.24		1.45E-07								
d	McN	193-031	-3896.84	-3348.43		3.63E-07								
d	McN	193-032	-3537.01	-3064.28		1.67E-05								
d	McN	193-041	-3714.47	-2462.04		3.05E-05								

Individual Borehole Results for Unfiltered Samples
Residential Use Excess Lifetime Cancer Risk - Risk Values

Area	HU	Location	Admin. East	Admin. North	Methylene chloride	TCE	1,1-DCE	PCE	Vinyl chloride	Carbon tet.	Chloroform	Bromo-dichloromethane	1,2-DCA	Dibromochloromethane
d	McN	720-010	-4900.73	-2229.59					1.21E-05					
d	McN	720-014	-5930.34	-2265.73		2.18E-06								
d	McN	720-015	-5939.88	-2056.41		1.45E-07								
d	McN	720-017	-5429.73	-2065.63		7.35E-04	1.07E-03							
d	McN	720-019	-4931.91	-2492.84		2.90E-07			3.02E-05					
d	McN	720-028	-4565.85	-2631.76		1.45E-07								
d	McN	720-029	-4860.19	-1960.29		7.98E-06	2.15E-05							
d	McN	P4-H5	-4063.253	-3288.0224		3.63E-07								
d	McN	P4-H7	-5030.8312	-2051.7808		3.05E-06								
d	PCK	P4-G3	-3870.9975	-2097.037		2.18E-07								
d	PCK	P4-H5	-4063.253	-3288.0224		2.18E-06								
d	PCK	P4-H7	-5030.8312	-2051.7808		3.48E-05	3.65E-03							
e	5	J22	-6608.06	3112.38		3.92E-05					1.98E-06			
e	5	J24	-7489.59	3112.22		1.38E-04								
e	5	J25	-7906.7148	3091.4299		3.48E-03		3.54E-06				2.85E-05		
e	5	J3	-5261.52	5985.84										
e	5	J6	-6547.55	6684.97		2.61E-04		1.06E-06			3.95E-06			
e	5	J7	-6984.7	6917.24		2.18E-06								
f	2	099-019	-1180.58	-1936.38										
f	2	099-022	-1256.11	-1940.36										
f	2	204-03	-1356.1	-2698.6				8.84E-06						
f	2	204-031	-1287.19	-2204.97		1.45E-06	1.07E-05							
f	2	204-15	-1053.2	-2897.9		1.38E-05								
f	2	204-17	-1198.1	-2760		2.25E-05								
f	2	204-20	-1192.3	-2533.8		2.87E-04								
f	4	204-031	-1287.19	-2204.97		1.38E-05								
f	4	P4-B3	3008.8757	3751.9217		4.41E-05								
f	4	P4-B4	3347.2	3650.7149		1.74E-04	7.51E-05							
f	5	204-031	-1287.19	-2204.97		5.59E-04	1.07E-05		6.04E-06					
f	5	P4-A2	3867.2115	5705.6378		3.67E-05								
f	5	P4-A3	4229.1982	5697.7632		2.76E-06								
f	5	P4-B3	3008.8757	3751.9217		1.33E-04								
f	5	P4-B4	3347.2	3650.7149		3.18E-04	3.55E-04			1.50E-05				
f	5	P4-B5	3590.3068	3429.5593		1.45E-04								
f	5	P4-C2	-1030.1049	3123.9799		3.99E-06				2.05E-06				
f	5	P4-C4	-282.5417	3074.7198		1.90E-05								
f	5	P4-C5	912.4176	2753.4711		2.03E-04	1.29E-04							
f	5	P4-C7	1357.7859	2096.1544		3.35E-04								
f	5	P4-C9	1791.0046	1182.0304		1.28E-03	1.18E-04							
f	5	P4-D10	-733.3755	-1655.0762		1.25E-03								
f	5	P4-D11	-720.7784	-2007.5525		1.16E-06								
f	5	P4-D12A	-755.1116	-1651.7776		2.25E-03								
f	5	P4-D4	-1815.0666	1413.0026		4.40E-05								
f	5	P4-D5	-1135.8073	1551.1263		4.43E-05								
f	5	P4-D6	-725.2591	887.8336		7.11E-05								
f	5	P4-D7	-723.0174	-35.5704		1.38E-04	4.83E-04							
f	5	P4-D8	-686.0962	-604.138		1.01E-04	8.26E-04			6.84E-06				
f	5	P4-D9	-639.7793	-1223.6622		5.80E-04	1.79E-03							
f	5	P4-E7	-931.348	-1914.7858		1.72E-03								
f	5	SB40	1583.4313	831.505		1.38E-03								
f	McN	P4-B3	3008.8757	3751.9217		7.98E-07								
f	McN	P4-B4	3347.2	3650.7149		1.45E-06								
f	McN	P4-C2	-1030.1049	3123.9799		1.96E-06								

Individual Borehole Results for Unfiltered Samples
Residential Use Excess Lifetime Cancer Risk - Risk Values

Area	HU	Location	Admin. East	Admin. North	Methylene chloride	TCE	1,1-DCE	PCE	Vinyl chloride	Carbon tet.	Chloroform	Bromo-dichloromethane	1,2-DCA	Dibromochloro-methane
f	McN	P4-C4	-282.5417	3074.7198		1.23E-05								
f	McN	P4-D10	-733.3755	-1655.0762		3.00E-04								
f	McN	P4-D11	-720.7784	-2007.5525		9.43E-07								
f	McN	P4-D12	-682.9716	-1645.6319		7.26E-07								
f	McN	P4-D12A	-755.1116	-1651.7776		1.02E-05								
f	McN	P4-D5	-1135.8073	1551.1263		2.39E-06								
f	McN	P4-D6	-725.2591	887.8336		1.09E-06								
f	McN	P4-D9	-639.7793	-1223.6622		3.63E-06								
f	McN	P4-E7	-931.348	-1914.7858		1.16E-06								
f	McN	SB47	1464.5559	64.4356		7.26E-07								
f	PCK	P4-B3	3008.8757	3751.9217		1.31E-04								
f	PCK	P4-D8	-686.0962	-604.138		8.63E-05	6.44E-04							
f	PCK	SB39	1672.1957	506.6573		1.23E-04								
h	Terrace	204-06	-1342	-3614.4		3.63E-06								
h	Terrace	204-08	-1125.4	-3715.6		4.35E-06								
i	5	J19	-5305.44	3195.21										
i	5	J21	-6182.54	3053.57		7.98E-06					1.98E-06			
k	TG	08-SB-001	-8034.6285	-3534.2087	1.37E-06									

Individual Borehole Results for Unfiltered Samples
Residential Use Excess Lifetime Cancer Risk - Risk Values

Area	HU	Location	Admin. East	Admin. North	Benzene	Chloro- methane	1,1,2-TCA	Tc-99	Be	Bis(2-ethylhexyl)- phthalate	Th-234	Ar	Np-237	U-234	PCP
a	2	040-009	-4062.38	-1184.85											
a	2	400-018	-4262.79	-1794.2											
a	2	P4-G2	-3913.1768	-1008.8133											
a	3	400-083	-4442.44	-1383.88											
a	4	400-037	-4116.04	-1784.37											
a	4	400-038	-4097.59	-1648.57											
a	4	400-048	-3943.5	-1420.75											
a	4	400-215	-4091.81	-1921.36											
a	5	026-001	-4248.21	-992.98											
a	5	400-034	-4404.04	-1078.69											
a	5	400-035	-4404.16	-1294.38											
a	5	400-036	-4409.28	-1607.31											
a	5	400-037	-4116.04	-1784.37											
a	5	400-038	-4097.59	-1648.57											
a	5	400-039	-3942.98	-1071.54											
a	5	400-040	-4413.94	-1302.12											
a	5	400-041	-4404.34	-1556.2											
a	5	400-042	-4192.06	-1169.64											
a	5	400-043	-4463.86	-1074.84											
a	5	400-044	-4562.41	-1440.12											
a	5	400-045	-4442.75	-1770.03											
a	5	400-046	-4030.16	-1566											
a	5	400-047	-4071.83	-1476.06											
a	5	400-048	-3943.5	-1420.75											
a	5	400-049	-3573.08	-1232.17											
a	5	400-052	-3635.33	-1074.21											
a	5	400-053	-3635.21	-906.74											
a	5	400-206	-4564.09	-1076.08											
a	5	400-208	-4404.16	-1083.87											
a	5	400-210	-4403.56	-1289.51											
a	5	400-212	-3939.16	-1062.27											
a	5	400-213	-4750.4	-1755.47											
a	5	400-214	-4368.52	-1971.11											
a	5	400-215	-4091.81	-1921.36											
a	5	P4-G1	-4554.4201	-1005.4503											
a	5	P4-G2	-3913.1768	-1008.8133											
a	McN	026-001	-4248.21	-992.98											
a	McN	400-034	-4404.04	-1078.69											
a	McN	400-035	-4404.16	-1294.38											
a	McN	400-036	-4409.28	-1607.31											
a	McN	400-037	-4116.04	-1784.37											
a	McN	400-038	-4097.59	-1648.57											
a	McN	400-039	-3942.98	-1071.54											
a	McN	400-040	-4413.94	-1302.12											
a	McN	400-041	-4404.34	-1556.2											
a	McN	400-043	-4463.86	-1074.84											
a	McN	400-044	-4562.41	-1440.12											
a	McN	400-048	-3943.5	-1420.75											
a	McN	400-053	-3635.21	-906.74											
a	McN	400-206	-4564.09	-1076.08											
a	McN	400-207	-4111.01	-1783.02											
a	McN	P4-G1	-4554.4201	-1005.4503											
a	McN	P4-G2	-3913.1768	-1008.8133											

Individual Borehole Results for Unfiltered Samples
Residential Use Excess Lifetime Cancer Risk - Risk Values

Area	HU	Location	Admin. East	Admin. North	Benzene	Chloro- methane	1,1,2-TCA	Tc-99	Be	Bis(2-ethylhexyl)- phthalate	Th-234	Ar	Np-237	U-234	PCP
b	1	WB-1	-7074.9604	942.1181	7.21E-06										
b	1	WB-12	-6740.257	785.5127	1.13E-05										
b	1	WB-4	-6930.4988	960.4226	1.56E-05	7.07E-06									
b	1	WB-7	-6681.2515	914.6613	6.06E-06										
b	1	WB-8	-6601.8993	914.6613	8.66E-06										
b	1	WB-9	-6541.8765	914.6613	2.13E-06										
b	2	J44	-7006	1013											
b	2	SWMU2-17	-6212.9523	-898.0215											
b	2	SWMU2-3	-6121.7069	-902.3416											
b	2	SWMU2-9	-6210	-1040											
b	3	J41	-6422	1005											
b	3	J42	-6616	1007											
b	3	SWMU2-9	-6210	-1040											
b	4	J43	-6791	1010											
b	4	J44	-7006	1013											
b	4	P4-G11	-5366.1556	-293.6906											
b	4	SWMU2-13	-6301.9776	-947.4045											
b	4	SWMU2-3	-6121.7069	-902.3416											
b	4	SWMU2-5	-6124.1564	-1025.0194											
b	5	GWW-01	-6468.5	663.2			5.08E-05								
b	5	GWW-02	-6165.4	665.5	3.60E-06	6.83E-06									
b	5	GWW-03	-6129.7	831.2											
b	5	J40	-6156	1001											
b	5	J42	-6616	1007											
b	5	J43	-6791	1010											
b	5	J44	-7006	1013											
b	5	J49	-6417	371											
b	5	P4-G11	-5366.1556	-293.6906											
b	5	P4-G12	-5975.5175	-434.4071											
b	5	P4-G9	-5308.0737	-973.5677											
b	5	SB-38	-7352.8657	1448.882											
b	5	SWMU2-10	-6285.1494	-1010.1558											
b	5	SWMU2-13	-6301.9776	-947.4045											
b	5	SWMU2-16	-6263.0825	-849.6193											
b	5	SWMU2-17	-6212.9523	-898.0215											
b	5	SWMU2-3	-6121.7069	-902.3416											
b	5	SWMU2-5	-6124.1564	-1025.0194											
b	5	SWMU2-9	-6210	-1040											
b	McN	GWW-01	-6468.5	663.2											
b	McN	GWW-02	-6165.4	665.5											
b	McN	GWW-03	-6129.7	831.2											
b	McN	P4-G11	-5366.1556	-293.6906											
b	McN	P4-G12	-5975.5175	-434.4071											
b	McN	SWMU2-10	-6285.1494	-1010.1558											
b	McN	SWMU2-17	-6212.9523	-898.0215											
b	McN	SWMU2-3	-6121.7069	-902.3416											
b	McN	SWMU2-9	-6210	-1040											
c	2	099-031	-1931.78	-1868.62				5.37E-06							
c	2	099-032	-2011.05	-1783.99				2.86E-06							
c	2	099-033	-1871.28	-2034.14				1.74E-06							
c	2	P4-H1	-2356.096	-3494.7688											
c	3	P4-F5	-2095.58	-2666.5212											
c	4	099-005	-1802.61	-1758.8				1.02E-06							

Individual Borehole Results for Unfiltered Samples
Residential Use Excess Lifetime Cancer Risk - Risk Values

Area	HU	Location	Admin. East	Admin. North	Benzene	Chloro- methane	1,1,2-TCA	Tc-99	Be	Bis(2-ethylhexyl)- phthalate	Th-234	Ar	Np-237	U-234	PCP
c	4	099-008	-1803.05	-1488.34											
c	4	099-011	-1548.43	-1682.2											
c	4	099-035	-1653.61	-1681.87					9.55E-04	6.43E-06	1.21E-04				
c	4	P4-F3	-3058.9545	-1614.5122											
c	4	P4-F4	-2345.6914	-2171.3444											
c	4	P4-G8	-4859.6909	-628.8469											
c	4	P4-H6	-3730.9532	-3491.5712											
c	5	099-034	-1880.81	-2034.22				5.04E-06	2.86E-03	2.57E-06		1.76E-04			
c	5	099-035	-1653.61	-1681.87				2.57E-06	9.55E-03	2.57E-06		2.86E-04			
c	5	099-037	-2336.73	-2895.83											
c	5	193-023	-2636.77	-2835.02											
c	5	193-025	-2718.69	-2870.27											
c	5	P4-E1	-3280.9132	-740.0572											
c	5	P4-E2	-2327.532	-295.8654											
c	5	P4-E4	-1979.5676	-782.4152											
c	5	P4-E6	-1606.9407	-1894.5031											
c	5	P4-E8	-1521.5779	-2228.1898											
c	5	P4-F1	-3429.4386	-644.7423											
c	5	P4-F2	-3295.9732	-1021.4207											
c	5	P4-F3	-3058.9545	-1614.5122											
c	5	P4-F4	-2345.6914	-2171.3444											
c	5	P4-F5	-2095.58	-2666.5212											
c	5	P4-F6	-4394.6382	-207.7991											
c	5	P4-F7	-4612.2587	-106.6878											
c	5	P4-F8	-4614	880											
c	5	P4-G5	-3440.0638	-2879.2607											
c	5	P4-G7	-2277.0149	-3070.5899											
c	5	P4-G8	-4859.6909	-628.8469											
c	5	P4-H6	-3730.9532	-3491.5712											
c	McN	193-025	-2718.69	-2870.27						5.78E-06					
c	McN	P4-E8	-1521.5779	-2228.1898											
c	McN	P4-F1	-3429.4386	-644.7423											
c	McN	P4-F2	-3295.9732	-1021.4207											
c	McN	P4-F3	-3058.9545	-1614.5122											
c	McN	P4-F4	-2345.6914	-2171.3444											
c	McN	P4-F5	-2095.58	-2666.5212											
c	McN	P4-F6	-4394.6382	-207.7991											
c	McN	P4-F7	-4612.2587	-106.6878											
c	McN	P4-G5	-3440.0638	-2879.2607											
c	McN	P4-G8	-4859.6909	-628.8469											
c	PCK	P4-E8	-1521.5779	-2228.1898											
c	PCK	P4-F3	-3058.9545	-1614.5122											
c	Terrace	193-16	-2371.0285	-3610.3378											
d	1	720-002	-5139.9	-2607.94											
d	2	36-SB-001	-6132.0168	-2163.6936											
d	2	36-SB-002	-6109.256	-2168.7083											
d	2	36-SB-003	-6111.6754	-2120.3964											
d	2	36-SB-004	-6097.4683	-2151.3233											
d	2	36-SB-005	-6106.8292	-2150.8814											
d	2	38-SB-003	-6967.7899	-2752.9887											
d	2	720-003	-5375.03	-2606.98											
d	2	720-011	-4991.11	-2298.46											
d	2	720-024	-5621.74	-2668.03											

Individual Borehole Results for Unfiltered Samples
Residential Use Excess Lifetime Cancer Risk - Risk Values

Area	HU	Location	Admin. East	Admin. North	Benzene	Chloro- methane	1,1,2-TCA	Tc-99	Be	Bis(2-ethylhexyl)- phthalate	Th-234	Ar	Np-237	U-234	PCP
d	3	001-173	-6950.58	-1719.97											
d	3	193-028	-4055.47	-3081.83						7.39E-06					
d	3	720-011	-4991.11	-2298.46											
d	3	720-022	-5139.77	-2676.87											
d	3	P4-H5	-4063.253	-3288.0224											
d	4	001-184	-7344.02	-1191.7											
d	4	099-038	-3478.65	-2467.24											
d	4	193-032	-3537.01	-3064.28											
d	4	193-041	-3714.47	-2462.04				2.10E-05		7.07E-06	1.26E-05		7.43E-05	2.04E-05	
d	4	193-049	-3699.13	-3264.52				1.20E-06							
d	4	720-010	-4900.73	-2229.59											
d	5	001-175	-7197.43	-1684.69											
d	5	001-176	-6594.89	-1699.48											
d	5	001-177	-6719.08	-1856.93											
d	5	001-178	-7139.25	-1956.07											
d	5	001-180	-7396.07	-1414.73											
d	5	001-181	-6080.72	-1725.62											
d	5	001-182	-7200.19	-1275.04											
d	5	001-183	-7601.83	-1041.72											
d	5	001-184	-7344.02	-1191.7											
d	5	091-001	-6899.08	-1048.26											
d	5	091-002	-6939.9	-907.39											
d	5	099-038	-3478.65	-2467.24				2.97E-05			1.18E-05		2.27E-04		
d	5	193-028	-4055.47	-3081.83											5.76E-05
d	5	193-031	-3896.84	-3348.43											
d	5	193-032	-3537.01	-3064.28				1.56E-06							
d	5	193-041	-3714.47	-2462.04				5.04E-05			2.79E-05				
d	5	193-20	-3688.4901	-2894.868											
d	5	720-010	-4900.73	-2229.59											
d	5	720-011	-4991.11	-2298.46											
d	5	720-012	-5152.5	-2730.98											
d	5	720-013	-5931.03	-2417.82											
d	5	720-014	-5930.34	-2265.73											
d	5	720-015	-5939.88	-2056.41											
d	5	720-016	-5698.82	-1977.44											
d	5	720-017	-5429.73	-2065.63											
d	5	720-018	-5185.43	-2035.15											
d	5	720-019	-4931.91	-2492.84											
d	5	720-026	-5792.91	-1729.12											
d	5	720-028	-4565.85	-2631.76											
d	5	720-029	-4860.19	-1960.29											
d	5	P4-G3	-3870.9975	-2097.037											
d	5	P4-H5	-4063.253	-3288.0224											
d	5	P4-H7	-5030.8312	-2051.7808											
d	McN	001-177	-6719.08	-1856.93											
d	McN	001-180	-7396.07	-1414.73											
d	McN	001-181	-6080.72	-1725.62											
d	McN	001-183	-7601.83	-1041.72											
d	McN	091-002	-6939.9	-907.39											
d	McN	099-038	-3478.65	-2467.24											
d	McN	193-031	-3896.84	-3348.43						4.18E-06					
d	McN	193-032	-3537.01	-3064.28											
d	McN	193-041	-3714.47	-2462.04				5.26E-06							

Individual Borehole Results for Unfiltered Samples
Residential Use Excess Lifetime Cancer Risk - Risk Values

Area	HU	Location	Admin. East	Admin. North	Benzene	Chloro- methane	1,1,2-TCA	Tc-99	Be	Bis(2-ethylhexyl)- phthalate	Th-234	Ar	Np-237	U-234	PCP
d	McN	720-010	-4900.73	-2229.59											
d	McN	720-014	-5930.34	-2265.73											
d	McN	720-015	-5939.88	-2056.41											
d	McN	720-017	-5429.73	-2065.63											
d	McN	720-019	-4931.91	-2492.84											
d	McN	720-028	-4565.85	-2631.76											
d	McN	720-029	-4860.19	-1960.29											
d	McN	P4-H5	-4063.253	-3288.0224											
d	McN	P4-H7	-5030.8312	-2051.7808											
d	PCK	P4-G3	-3870.9975	-2097.037											
d	PCK	P4-H5	-4063.253	-3288.0224											
d	PCK	P4-H7	-5030.8312	-2051.7808											
e	5	J22	-6608.06	3112.38	2.89E-06										
e	5	J24	-7489.59	3112.22											
e	5	J25	-7906.7148	3091.4299	5.77E-06		1.41E-05								
e	5	J3	-5261.52	5985.84	1.44E-05										
e	5	J6	-6547.55	6684.97											
e	5	J7	-6984.7	6917.24	2.60E-06										
f	2	099-019	-1180.58	-1936.38				1.31E-06							
f	2	099-022	-1256.11	-1940.36						2.25E-06					1.44E-05
f	2	204-03	-1356.1	-2698.6											
f	2	204-031	-1287.19	-2204.97											
f	2	204-15	-1053.2	-2897.9											
f	2	204-17	-1198.1	-2760											
f	2	204-20	-1192.3	-2533.8											
f	4	204-031	-1287.19	-2204.97											
f	4	P4-B3	3008.8757	3751.9217											
f	4	P4-B4	3347.2	3650.7149											
f	5	204-031	-1287.19	-2204.97											
f	5	P4-A2	3867.2115	5705.6378											
f	5	P4-A3	4229.1982	5697.7632											
f	5	P4-B3	3008.8757	3751.9217											
f	5	P4-B4	3347.2	3650.7149											
f	5	P4-B5	3590.3068	3429.5593											
f	5	P4-C2	-1030.1049	3123.9799											
f	5	P4-C4	-282.5417	3074.7198											
f	5	P4-C5	912.4176	2753.4711											
f	5	P4-C7	1357.7859	2096.1544											
f	5	P4-C9	1791.0046	1182.0304											
f	5	P4-D10	-733.3755	-1655.0762											
f	5	P4-D11	-720.7784	-2007.5525											
f	5	P4-D12A	-755.1116	-1651.7776											
f	5	P4-D4	-1815.0666	1413.0026											
f	5	P4-D5	-1135.8073	1551.1263											
f	5	P4-D6	-725.2591	887.8336											
f	5	P4-D7	-723.0174	-35.5704											
f	5	P4-D8	-686.0962	-604.138											
f	5	P4-D9	-639.7793	-1223.6622											
f	5	P4-E7	-931.348	-1914.7858											
f	5	SB40	1583.4313	831.505											
f	McN	P4-B3	3008.8757	3751.9217											
f	McN	P4-B4	3347.2	3650.7149											
f	McN	P4-C2	-1030.1049	3123.9799											

Individual Borehole Results for Unfiltered Samples
Residential Use Excess Lifetime Cancer Risk - Risk Values

Area	HU	Location	Admin. East	Admin. North	Benzene	Chloro- methane	1,1,2-TCA	Tc-99	Be	Bis(2-ethylhexyl)- phthalate	Th-234	Ar	Np-237	U-234	PCP
f	McN	P4-C4	-282.5417	3074.7198											
f	McN	P4-D10	-733.3755	-1655.0762											
f	McN	P4-D11	-720.7784	-2007.5525											
f	McN	P4-D12	-682.9716	-1645.6319											
f	McN	P4-D12A	-755.1116	-1651.7776											
f	McN	P4-D5	-1135.8073	1551.1263											
f	McN	P4-D6	-725.2591	887.8336											
f	McN	P4-D9	-639.7793	-1223.6622											
f	McN	P4-E7	-931.348	-1914.7858											
f	McN	SB47	1464.5559	64.4356											
f	PCK	P4-B3	3008.8757	3751.9217											
f	PCK	P4-D8	-686.0962	-604.138											
f	PCK	SB39	1672.1957	506.6573											
h	Terrace	204-06	-1342	-3614.4											
h	Terrace	204-08	-1125.4	-3715.6											
i	5	J19	-5305.44	3195.21	2.02E-06										
i	5	J21	-6182.54	3053.57	1.73E-06										
k	TG	08-SB-001	-8034.6285	-3534.2087											

Individual Borehole Results for Unfiltered Samples
Residential Use Excess Lifetime Cancer Risk - Risk Values

Area	HU	Location	Admin. East	Admin. North	U-238	Organic	Radionuclides	Inorganics	Total
a	2	040-009	-4062.38	-1184.85		4.40E-06			4.40E-06
a	2	400-018	-4262.79	-1794.2		7.30E-05			7.30E-05
a	2	P4-G2	-3913.1768	-1008.8133		6.20E-04			6.20E-04
a	3	400-083	-4442.44	-1383.88		3.60E-06			3.60E-06
a	4	400-037	-4116.04	-1784.37		1.20E-01			1.20E-01
a	4	400-038	-4097.59	-1648.57		2.70E-03			2.70E-03
a	4	400-048	-3943.5	-1420.75		1.40E-06			1.40E-06
a	4	400-215	-4091.81	-1921.36		4.60E-03			4.60E-03
a	5	026-001	-4248.21	-992.98		4.50E-03			4.50E-03
a	5	400-034	-4404.04	-1078.69		6.50E-02			6.50E-02
a	5	400-035	-4404.16	-1294.38		1.90E-02			1.90E-02
a	5	400-036	-4409.28	-1607.31		7.50E-03			7.50E-03
a	5	400-037	-4116.04	-1784.37		4.00E-01			4.00E-01
a	5	400-038	-4097.59	-1648.57		3.80E-02			3.80E-02
a	5	400-039	-3942.98	-1071.54		3.30E-03			3.30E-03
a	5	400-040	-4413.94	-1302.12		4.60E-02			4.60E-02
a	5	400-041	-4404.34	-1556.2		2.30E-02			2.30E-02
a	5	400-042	-4192.06	-1169.64		1.90E-02			1.90E-02
a	5	400-043	-4463.86	-1074.84		1.10E-02			1.10E-02
a	5	400-044	-4562.41	-1440.12		8.90E-03			8.90E-03
a	5	400-045	-4442.75	-1770.03		1.90E-02			1.90E-02
a	5	400-046	-4030.16	-1566		1.00E-01			1.00E-01
a	5	400-047	-4071.83	-1476.06		1.30E-02			1.30E-02
a	5	400-048	-3943.5	-1420.75		6.30E-03			6.30E-03
a	5	400-049	-3573.08	-1232.17		3.00E-04			3.00E-04
a	5	400-052	-3635.33	-1074.21		8.90E-04			8.90E-04
a	5	400-053	-3635.21	-906.74		2.10E-03			2.10E-03
a	5	400-206	-4564.09	-1076.08		7.10E-03			7.10E-03
a	5	400-208	-4404.16	-1083.87		6.90E-02			6.90E-02
a	5	400-210	-4403.56	-1289.51		2.10E-02			2.10E-02
a	5	400-212	-3939.16	-1062.27		1.80E-03			1.80E-03
a	5	400-213	-4750.4	-1755.47		3.70E-04			3.70E-04
a	5	400-214	-4368.52	-1971.11		7.30E-04			7.30E-04
a	5	400-215	-4091.81	-1921.36		3.20E-03			3.20E-03
a	5	P4-G1	-4554.4201	-1005.4503		7.10E-02			7.10E-02
a	5	P4-G2	-3913.1768	-1008.8133		4.40E-02			4.40E-02
a	McN	026-001	-4248.21	-992.98		4.20E-05			4.20E-05
a	McN	400-034	-4404.04	-1078.69		1.60E-02			1.60E-02
a	McN	400-035	-4404.16	-1294.38		1.80E-05			1.80E-05
a	McN	400-036	-4409.28	-1607.31		7.30E-07			7.30E-07
a	McN	400-037	-4116.04	-1784.37		6.00E-02			6.00E-02
a	McN	400-038	-4097.59	-1648.57		4.50E-05			4.50E-05
a	McN	400-039	-3942.98	-1071.54		6.10E-04			6.10E-04
a	McN	400-040	-4413.94	-1302.12		3.70E-03			3.70E-03
a	McN	400-041	-4404.34	-1556.2		8.70E-02			8.70E-02
a	McN	400-043	-4463.86	-1074.84		4.80E-03			4.80E-03
a	McN	400-044	-4562.41	-1440.12		5.90E-03			5.90E-03
a	McN	400-048	-3943.5	-1420.75		1.80E-04			1.80E-04
a	McN	400-053	-3635.21	-906.74		1.20E-05			1.20E-05
a	McN	400-206	-4564.09	-1076.08		4.00E-05			4.00E-05
a	McN	400-207	-4111.01	-1783.02		8.70E-07			8.70E-07
a	McN	P4-G1	-4554.4201	-1005.4503		1.30E-05			1.30E-05
a	McN	P4-G2	-3913.1768	-1008.8133		5.30E-03			5.30E-03

Individual Borehole Results for Unfiltered Samples
Residential Use Excess Lifetime Cancer Risk - Risk Values

Area	HU	Location	Admin. East	Admin. North	U-238	Organic	Radionuclides	Inorganics	Total
b	1	WB-1	-7074.9604	942.1181		5.60E-04			5.60E-04
b	1	WB-12	-6740.257	785.5127		6.80E-04			6.80E-04
b	1	WB-4	-6930.4988	960.4226		3.30E-04			3.30E-04
b	1	WB-7	-6681.2515	914.6613		1.10E-03			1.10E-03
b	1	WB-8	-6601.8993	914.6613		1.50E-04			1.50E-04
b	1	WB-9	-6541.8765	914.6613		2.10E-06			2.10E-06
b	2	J44	-7006	1013		4.60E-04			4.60E-04
b	2	SWMU2-17	-6212.9523	-898.0215		1.60E-02			1.60E-02
b	2	SWMU2-3	-6121.7069	-902.3416		1.90E-03			1.90E-03
b	2	SWMU2-9	-6210	-1040		5.90E-01			5.90E-01
b	3	J41	-6422	1005		1.50E-06			1.50E-06
b	3	J42	-6616	1007		2.20E-06			2.20E-06
b	3	SWMU2-9	-6210	-1040		6.90E-02			6.90E-02
b	4	J43	-6791	1010		3.60E-03			3.60E-03
b	4	J44	-7006	1013		1.20E-03			1.20E-03
b	4	P4-G11	-5366.1556	-293.6906		7.10E-04			7.10E-04
b	4	SWMU2-13	-6301.9776	-947.4045		1.80E-01			1.80E-01
b	4	SWMU2-3	-6121.7069	-902.3416		2.90E-01			2.90E-01
b	4	SWMU2-5	-6124.1564	-1025.0194		3.60E-01			3.60E-01
b	5	GWW-01	-6468.5	663.2		1.10E-02			1.10E-02
b	5	GWW-02	-6165.4	665.5		3.30E-04			3.30E-04
b	5	GWW-03	-6129.7	831.2		8.70E-07			8.70E-07
b	5	J40	-6156	1001		3.20E-04			3.20E-04
b	5	J42	-6616	1007		4.30E-04			4.30E-04
b	5	J43	-6791	1010		7.30E-03			7.30E-03
b	5	J44	-7006	1013		8.00E-03			8.00E-03
b	5	J49	-6417	371		2.90E-05			2.90E-05
b	5	P4-G11	-5366.1556	-293.6906		2.90E-02			2.90E-02
b	5	P4-G12	-5975.5175	-434.4071		3.80E-02			3.80E-02
b	5	P4-G9	-5308.0737	-973.5677		4.80E-04			4.80E-04
b	5	SB-38	-7352.8657	1448.882		4.30E-04			4.30E-04
b	5	SWMU2-10	-6285.1494	-1010.1558		1.40E-01			1.40E-01
b	5	SWMU2-13	-6301.9776	-947.4045		3.20E-01			3.20E-01
b	5	SWMU2-16	-6263.0825	-849.6193		3.60E-01			3.60E-01
b	5	SWMU2-17	-6212.9523	-898.0215		1.70E-02			1.70E-02
b	5	SWMU2-3	-6121.7069	-902.3416		3.60E-01			3.60E-01
b	5	SWMU2-5	-6124.1564	-1025.0194		9.90E-01			9.90E-01
b	5	SWMU2-9	-6210	-1040		9.10E-01			9.10E-01
b	McN	GWW-01	-6468.5	663.2		8.50E-05			8.50E-05
b	McN	GWW-02	-6165.4	665.5		2.60E-04			2.60E-04
b	McN	GWW-03	-6129.7	831.2		3.10E-05			3.10E-05
b	McN	P4-G11	-5366.1556	-293.6906		5.90E-03			5.90E-03
b	McN	P4-G12	-5975.5175	-434.4071		5.70E-02			5.70E-02
b	McN	SWMU2-10	-6285.1494	-1010.1558		7.70E-03			7.70E-03
b	McN	SWMU2-17	-6212.9523	-898.0215		3.00E-01			3.00E-01
b	McN	SWMU2-3	-6121.7069	-902.3416		5.50E-01			5.50E-01
b	McN	SWMU2-9	-6210	-1040		4.00E-05			4.00E-05
c	2	099-031	-1931.78	-1868.62		2.20E-06	5.40E-06		7.50E-06
c	2	099-032	-2011.05	-1783.99		6.50E-07	2.90E-06		3.50E-06
c	2	099-033	-1871.28	-2034.14			1.70E-06		1.70E-06
c	2	P4-H1	-2356.096	-3494.7688		1.60E-04			1.60E-04
c	3	P4-F5	-2095.58	-2666.5212		1.00E-03			1.00E-03
c	4	099-005	-1802.61	-1758.8		1.00E-05	1.00E-06		1.10E-05

Individual Borehole Results for Unfiltered Samples
Residential Use Excess Lifetime Cancer Risk - Risk Values

Area	HU	Location	Admin. East	Admin. North	U-238	Organic	Radionuclides	Inorganics	Total
c	4	099-008	-1803.05	-1488.34		5.60E-04			5.60E-04
c	4	099-011	-1548.43	-1682.2		3.60E-07			3.60E-07
c	4	099-035	-1653.61	-1681.87		6.40E-06	1.20E-04	9.50E-04	1.10E-03
c	4	P4-F3	-3058.9545	-1614.5122		6.80E-06			6.80E-06
c	4	P4-F4	-2345.6914	-2171.3444		2.00E-05			2.00E-05
c	4	P4-G8	-4859.6909	-628.8469		5.80E-07			5.80E-07
c	4	P4-H6	-3730.9532	-3491.5712		1.50E-06			1.50E-06
c	5	099-034	-1880.81	-2034.22		3.00E-03	5.00E-06	3.00E-03	6.00E-03
c	5	099-035	-1653.61	-1681.87		2.60E-04	2.60E-06	9.80E-03	1.00E-02
c	5	099-037	-2336.73	-2895.83		2.10E-03			2.10E-03
c	5	193-023	-2636.77	-2835.02		7.30E-07			7.30E-07
c	5	193-025	-2718.69	-2870.27		1.30E-04			1.30E-04
c	5	P4-E1	-3280.9132	-740.0572		6.70E-04			6.70E-04
c	5	P4-E2	-2327.532	-295.8654		3.90E-05			3.90E-05
c	5	P4-E4	-1979.5676	-782.4152		1.40E-03			1.40E-03
c	5	P4-E6	-1606.9407	-1894.5031		2.90E-03			2.90E-03
c	5	P4-E8	-1521.5779	-2228.1898		4.70E-04			4.70E-04
c	5	P4-F1	-3429.4386	-644.7423		2.10E-03			2.10E-03
c	5	P4-F2	-3295.9732	-1021.4207		7.00E-04			7.00E-04
c	5	P4-F3	-3058.9545	-1614.5122		5.50E-04			5.50E-04
c	5	P4-F4	-2345.6914	-2171.3444		6.50E-03			6.50E-03
c	5	P4-F5	-2095.58	-2666.5212		2.30E-02			2.30E-02
c	5	P4-F6	-4394.6382	-207.7991		7.60E-04			7.60E-04
c	5	P4-F7	-4612.2587	-106.6878		2.90E-03			2.90E-03
c	5	P4-F8	-4614	880		2.70E-03			2.70E-03
c	5	P4-G5	-3440.0638	-2879.2607		4.00E-04			4.00E-04
c	5	P4-G7	-2277.0149	-3070.5899		5.60E-03			5.60E-03
c	5	P4-G8	-4859.6909	-628.8469		2.60E-02			2.60E-02
c	5	P4-H6	-3730.9532	-3491.5712		1.60E-06			1.60E-06
c	McN	193-025	-2718.69	-2870.27		1.20E-04			1.20E-04
c	McN	P4-E8	-1521.5779	-2228.1898		2.20E-06			2.20E-06
c	McN	P4-F1	-3429.4386	-644.7423		1.20E-06			1.20E-06
c	McN	P4-F2	-3295.9732	-1021.4207		1.40E-05			1.40E-05
c	McN	P4-F3	-3058.9545	-1614.5122		1.50E-07			1.50E-07
c	McN	P4-F4	-2345.6914	-2171.3444		7.30E-07			7.30E-07
c	McN	P4-F5	-2095.58	-2666.5212		7.30E-07			7.30E-07
c	McN	P4-F6	-4394.6382	-207.7991		7.30E-07			7.30E-07
c	McN	P4-F7	-4612.2587	-106.6878		1.50E-03			1.50E-03
c	McN	P4-G5	-3440.0638	-2879.2607		9.40E-06			9.40E-06
c	McN	P4-G8	-4859.6909	-628.8469		1.70E-02			1.70E-02
c	PCK	P4-E8	-1521.5779	-2228.1898		1.10E-03			1.10E-03
c	PCK	P4-F3	-3058.9545	-1614.5122		1.60E-05			1.60E-05
c	Terrace	193-16	-2371.0285	-3610.3378		1.50E-04			1.50E-04
d	1	720-002	-5139.9	-2607.94		7.80E-03			7.80E-03
d	2	36-SB-001	-6132.0168	-2163.6936		4.60E-05			4.60E-05
d	2	36-SB-002	-6109.256	-2168.7083		1.80E-06			1.80E-06
d	2	36-SB-003	-6111.6754	-2120.3964		2.90E-05			2.90E-05
d	2	36-SB-004	-6097.4683	-2151.3233		3.30E-04			3.30E-04
d	2	36-SB-005	-6106.8292	-2150.8814		1.30E-04			1.30E-04
d	2	38-SB-003	-6967.7899	-2752.9887		1.50E-07			1.50E-07
d	2	720-003	-5375.03	-2606.98		3.30E-05			3.30E-05
d	2	720-011	-4991.11	-2298.46		2.20E-04			2.20E-04
d	2	720-024	-5621.74	-2668.03		1.50E-07			1.50E-07

Individual Borehole Results for Unfiltered Samples
Residential Use Excess Lifetime Cancer Risk - Risk Values

Area	HU	Location	Admin. East	Admin. North	U-238	Organic	Radionuclides	Inorganics	Total
d	3	001-173	-6950.58	-1719.97		9.80E-04			9.80E-04
d	3	193-028	-4055.47	-3081.83		7.40E-06			7.40E-06
d	3	720-011	-4991.11	-2298.46		4.00E-05			4.00E-05
d	3	720-022	-5139.77	-2676.87		1.20E-06			1.20E-06
d	3	P4-H5	-4063.253	-3288.0224		1.20E-06			1.20E-06
d	4	001-184	-7344.02	-1191.7		1.50E-07			1.50E-07
d	4	099-038	-3478.65	-2467.24		6.50E-06			6.50E-06
d	4	193-032	-3537.01	-3064.28		1.30E-06			1.30E-06
d	4	193-041	-3714.47	-2462.04		5.90E-05	1.30E-04		1.90E-04
d	4	193-049	-3699.13	-3264.52			1.20E-06		1.20E-06
d	4	720-010	-4900.73	-2229.59		2.40E-04			2.40E-04
d	5	001-175	-7197.43	-1684.69		1.20E-04			1.20E-04
d	5	001-176	-6594.89	-1699.48		1.40E-04			1.40E-04
d	5	001-177	-6719.08	-1856.93		1.80E-05			1.80E-05
d	5	001-178	-7139.25	-1956.07		1.10E-05			1.10E-05
d	5	001-180	-7396.07	-1414.73		1.10E-04			1.10E-04
d	5	001-181	-6080.72	-1725.62		1.80E-04			1.80E-04
d	5	001-182	-7200.19	-1275.04		1.70E-03			1.70E-03
d	5	001-183	-7601.83	-1041.72		8.70E-06			8.70E-06
d	5	001-184	-7344.02	-1191.7		4.10E-04			4.10E-04
d	5	091-001	-6899.08	-1048.26		2.20E-03			2.20E-03
d	5	091-002	-6939.9	-907.39		2.00E-04			2.00E-04
d	5	099-038	-3478.65	-2467.24		1.40E-04	2.70E-04		4.10E-04
d	5	193-028	-4055.47	-3081.83		5.80E-05			5.80E-05
d	5	193-031	-3896.84	-3348.43		1.50E-06			1.50E-06
d	5	193-032	-3537.01	-3064.28		2.90E-05	1.60E-06		3.10E-05
d	5	193-041	-3714.47	-2462.04		2.40E-04	7.80E-05		3.20E-04
d	5	193-20	-3688.4901	-2894.868		1.20E-04			1.20E-04
d	5	720-010	-4900.73	-2229.59		6.50E-05			6.50E-05
d	5	720-011	-4991.11	-2298.46		2.30E-04			2.30E-04
d	5	720-012	-5152.5	-2730.98		8.70E-06			8.70E-06
d	5	720-013	-5931.03	-2417.82		4.70E-05			4.70E-05
d	5	720-014	-5930.34	-2265.73		1.60E-05			1.60E-05
d	5	720-015	-5939.88	-2056.41		1.30E-03			1.30E-03
d	5	720-016	-5698.82	-1977.44		1.90E-03			1.90E-03
d	5	720-017	-5429.73	-2065.63		1.30E-03			1.30E-03
d	5	720-018	-5185.43	-2035.15		6.70E-03			6.70E-03
d	5	720-019	-4931.91	-2492.84		7.50E-05			7.50E-05
d	5	720-026	-5792.91	-1729.12		5.10E-03			5.10E-03
d	5	720-028	-4565.85	-2631.76		5.70E-05			5.70E-05
d	5	720-029	-4860.19	-1960.29		4.10E-04			4.10E-04
d	5	P4-G3	-3870.9975	-2097.037		3.80E-03			3.80E-03
d	5	P4-H5	-4063.253	-3288.0224		1.50E-06			1.50E-06
d	5	P4-H7	-5030.8312	-2051.7808		1.80E-02			1.80E-02
d	McN	001-177	-6719.08	-1856.93		6.40E-06			6.40E-06
d	McN	001-180	-7396.07	-1414.73		5.80E-07			5.80E-07
d	McN	001-181	-6080.72	-1725.62		1.10E-05			1.10E-05
d	McN	001-183	-7601.83	-1041.72		3.60E-06			3.60E-06
d	McN	091-002	-6939.9	-907.39		1.40E-06			1.40E-06
d	McN	099-038	-3478.65	-2467.24		1.50E-07			1.50E-07
d	McN	193-031	-3896.84	-3348.43		4.50E-06			4.50E-06
d	McN	193-032	-3537.01	-3064.28		1.70E-05			1.70E-05
d	McN	193-041	-3714.47	-2462.04	2.12E-06	3.00E-05	7.40E-06		3.80E-05

Individual Borehole Results for Unfiltered Samples
Residential Use Excess Lifetime Cancer Risk - Risk Values

Area	HU	Location	Admin. East	Admin. North	U-238	Organic	Radionuclides	Inorganics	Total
d	McN	720-010	-4900.73	-2229.59		1.20E-05			1.20E-05
d	McN	720-014	-5930.34	-2265.73		2.20E-06			2.20E-06
d	McN	720-015	-5939.88	-2056.41		1.50E-07			1.50E-07
d	McN	720-017	-5429.73	-2065.63		1.80E-03			1.80E-03
d	McN	720-019	-4931.91	-2492.84		3.10E-05			3.10E-05
d	McN	720-028	-4565.85	-2631.76		1.50E-07			1.50E-07
d	McN	720-029	-4860.19	-1960.29		2.90E-05			2.90E-05
d	McN	P4-H5	-4063.253	-3288.0224		3.60E-07			3.60E-07
d	McN	P4-H7	-5030.8312	-2051.7808		3.00E-06			3.00E-06
d	PCK	P4-G3	-3870.9975	-2097.037		2.20E-07			2.20E-07
d	PCK	P4-H5	-4063.253	-3288.0224		2.20E-06			2.20E-06
d	PCK	P4-H7	-5030.8312	-2051.7808		3.70E-03			3.70E-03
e	5	J22	-6608.06	3112.38		4.40E-05			4.40E-05
e	5	J24	-7489.59	3112.22		1.40E-04			1.40E-04
e	5	J25	-7906.7148	3091.4299		3.50E-03			3.50E-03
e	5	J3	-5261.52	5985.84		1.40E-05			1.40E-05
e	5	J6	-6547.55	6684.97		2.70E-04			2.70E-04
e	5	J7	-6984.7	6917.24		4.80E-06			4.80E-06
f	2	099-019	-1180.58	-1936.38			1.30E-06		1.30E-06
f	2	099-022	-1256.11	-1940.36		1.70E-05			1.70E-05
f	2	204-03	-1356.1	-2698.6		8.80E-06			8.80E-06
f	2	204-031	-1287.19	-2204.97		1.20E-05			1.20E-05
f	2	204-15	-1053.2	-2897.9		1.40E-05			1.40E-05
f	2	204-17	-1198.1	-2760		2.20E-05			2.20E-05
f	2	204-20	-1192.3	-2533.8		2.90E-04			2.90E-04
f	4	204-031	-1287.19	-2204.97		1.40E-05			1.40E-05
f	4	P4-B3	3008.8757	3751.9217		4.40E-05			4.40E-05
f	4	P4-B4	3347.2	3650.7149		2.50E-04			2.50E-04
f	5	204-031	-1287.19	-2204.97		5.80E-04			5.80E-04
f	5	P4-A2	3867.2115	5705.6378		3.70E-05			3.70E-05
f	5	P4-A3	4229.1982	5697.7632		2.80E-06			2.80E-06
f	5	P4-B3	3008.8757	3751.9217		1.30E-04			1.30E-04
f	5	P4-B4	3347.2	3650.7149		6.90E-04			6.90E-04
f	5	P4-B5	3590.3068	3429.5593		1.50E-04			1.50E-04
f	5	P4-C2	-1030.1049	3123.9799		6.00E-06			6.00E-06
f	5	P4-C4	-282.5417	3074.7198		1.90E-05			1.90E-05
f	5	P4-C5	912.4176	2753.4711		3.30E-04			3.30E-04
f	5	P4-C7	1357.7859	2096.1544		3.40E-04			3.40E-04
f	5	P4-C9	1791.0046	1182.0304		1.40E-03			1.40E-03
f	5	P4-D10	-733.3755	-1655.0762		1.20E-03			1.20E-03
f	5	P4-D11	-720.7784	-2007.5525		1.20E-06			1.20E-06
f	5	P4-D12A	-755.1116	-1651.7776		2.20E-03			2.20E-03
f	5	P4-D4	-1815.0666	1413.0026		4.40E-05			4.40E-05
f	5	P4-D5	-1135.8073	1551.1263		4.40E-05			4.40E-05
f	5	P4-D6	-725.2591	887.8336		7.10E-05			7.10E-05
f	5	P4-D7	-723.0174	-35.5704		6.20E-04			6.20E-04
f	5	P4-D8	-686.0962	-604.138		9.30E-04			9.30E-04
f	5	P4-D9	-639.7793	-1223.6622		2.40E-03			2.40E-03
f	5	P4-E7	-931.348	-1914.7858		1.70E-03			1.70E-03
f	5	SB40	1583.4313	831.505		1.40E-03			1.40E-03
f	McN	P4-B3	3008.8757	3751.9217		8.00E-07			8.00E-07
f	McN	P4-B4	3347.2	3650.7149		1.50E-06			1.50E-06
f	McN	P4-C2	-1030.1049	3123.9799		2.00E-06			2.00E-06

Individual Borehole Results for Unfiltered Samples
Residential Use Excess Lifetime Cancer Risk - Risk Values

Area	HU	Location	Admin. East	Admin. North	U-238	Organic	Radionuclides	Inorganics	Total
f	McN	P4-C4	-282.5417	3074.7198		1.20E-05			1.20E-05
f	McN	P4-D10	-733.3755	-1655.0762		3.00E-04			3.00E-04
f	McN	P4-D11	-720.7784	-2007.5525		9.40E-07			9.40E-07
f	McN	P4-D12	-682.9716	-1645.6319		7.30E-07			7.30E-07
f	McN	P4-D12A	-755.1116	-1651.7776		1.00E-05			1.00E-05
f	McN	P4-D5	-1135.8073	1551.1263		2.40E-06			2.40E-06
f	McN	P4-D6	-725.2591	887.8336		1.10E-06			1.10E-06
f	McN	P4-D9	-639.7793	-1223.6622		3.60E-06			3.60E-06
f	McN	P4-E7	-931.348	-1914.7858		1.20E-06			1.20E-06
f	McN	SB47	1464.5559	64.4356		7.30E-07			7.30E-07
f	PCK	P4-B3	3008.8757	3751.9217		1.30E-04			1.30E-04
f	PCK	P4-D8	-686.0962	-604.138		7.30E-04			7.30E-04
f	PCK	SB39	1672.1957	506.6573		1.20E-04			1.20E-04
h	Terrace	204-06	-1342	-3614.4		3.60E-06			3.60E-06
h	Terrace	204-08	-1125.4	-3715.6		4.40E-06			4.40E-06
i	5	J19	-5305.44	3195.21		2.00E-06			2.00E-06
i	5	J21	-6182.54	3053.57		1.20E-05			1.20E-05
k	TG	08-SB-001	-8034.6285	-3534.2087		1.40E-06			1.40E-06

Individual Borehole Results for Unfiltered Samples
Residential Use Excess Lifetime Cancer Risk - Exposure Point Concentrations

Area	HU	Location	Admin. East	Admin. North	Methylene chloride	TCE	1,1-DCE	PCE	Vinyl chloride	Carbon tet.	Chloroform	Bromo-dichloromethane	1,2-DCA	Dibromo-chloromethane
a	2	040-009	-4062.38	-1184.85	5.60E-03	3.90E-03								
a	2	400-018	-4262.79	-1794.2		1.01E-01								
a	2	P4-G2	-3913.1768	-1008.8133		2.50E-03	5.80E-03							
a	3	400-083	-4442.44	-1383.88		5.00E-03								
a	4	400-037	-4116.04	-1784.37		1.73E+02								
a	4	400-038	-4097.59	-1648.57		3.66E+00								
a	4	400-048	-3943.5	-1420.75		1.90E-03								
a	4	400-215	-4091.81	-1921.36		6.25E+00		1.30E-02						
a	5	026-001	-4248.21	-992.98		6.21E+00								
a	5	400-034	-4404.04	-1078.69		9.17E+01	2.70E-03							
a	5	400-035	-4404.16	-1294.38		2.69E+01								
a	5	400-036	-4409.28	-1607.31		1.03E+01								
a	5	400-037	-4116.04	-1784.37		7.01E+02								
a	5	400-038	-4097.59	-1648.57		1.97E+01	1.54E-01		1.33E-01					
a	5	400-039	-3942.98	-1071.54		1.26E+00	3.00E-03	3.00E-03		2.70E-01	2.60E-02			
a	5	400-040	-4413.94	-1302.12		5.37E+01	7.00E-02				2.00E-02	4.00E-03		
a	5	400-041	-4404.34	-1556.2		3.24E+01				1.00E-03	1.70E-02			
a	5	400-042	-4192.06	-1169.64		2.69E+01								
a	5	400-043	-4463.86	-1074.84		1.46E+01								
a	5	400-044	-4562.41	-1440.12		1.07E+01	1.04E-02							
a	5	400-045	-4442.75	-1770.03		2.45E+01	5.20E-03		8.00E-03					
a	5	400-046	-4030.16	-1566		1.43E+02	3.50E-02							
a	5	400-047	-4071.83	-1476.06		1.86E+01								
a	5	400-048	-3943.5	-1420.75		5.48E-01	5.46E-02							
a	5	400-049	-3573.08	-1232.17		1.49E-01	1.20E-03		1.00E-03					
a	5	400-052	-3635.33	-1074.21		1.23E+00								
a	5	400-053	-3635.21	-906.74		1.20E+00	1.10E-02							
a	5	400-206	-4564.09	-1076.08		9.75E+00								
a	5	400-208	-4404.16	-1083.87		9.90E+01								
a	5	400-210	-4403.56	-1289.51		2.90E+01								
a	5	400-212	-3939.16	-1062.27		1.40E+00				8.00E-02	3.60E-02			
a	5	400-213	-4750.4	-1755.47		2.08E-01	2.00E-03							
a	5	400-214	-4368.52	-1971.11		1.01E+00								
a	5	400-215	-4091.81	-1921.36		4.39E+00		3.00E-02						
a	5	P4-G1	-4554.4201	-1005.4503		4.47E+01	3.80E-01			2.00E-02				
a	5	P4-G2	-3913.1768	-1008.8133		2.30E+00	3.82E-01			4.03E-01				
a	McN	026-001	-4248.21	-992.98		5.75E-02								
a	McN	400-034	-4404.04	-1078.69		2.23E+01								
a	McN	400-035	-4404.16	-1294.38		2.50E-02								
a	McN	400-036	-4409.28	-1607.31		1.00E-03								
a	McN	400-037	-4116.04	-1784.37		8.56E+01								
a	McN	400-038	-4097.59	-1648.57		6.20E-02								
a	McN	400-039	-3942.98	-1071.54		8.40E-01								
a	McN	400-040	-4413.94	-1302.12		3.32E-01	2.00E-02		2.00E-02		1.90E-02	7.99E-03	1.00E-03	3.83E-03
a	McN	400-041	-4404.34	-1556.2		1.26E+02					6.00E-03	1.00E-03		1.00E-03
a	McN	400-043	-4463.86	-1074.84		6.56E+00								
a	McN	400-044	-4562.41	-1440.12		6.68E+00	1.00E-02							
a	McN	400-048	-3943.5	-1420.75		1.70E-02	1.60E-03							
a	McN	400-053	-3635.21	-906.74		1.71E-02								
a	McN	400-206	-4564.09	-1076.08		5.50E-02								
a	McN	400-207	-4111.01	-1783.02		1.20E-03								
a	McN	P4-G1	-4554.4201	-1005.4503		1.80E-02								
a	McN	P4-G2	-3913.1768	-1008.8133		1.70E+00	3.20E-02			9.00E-02				
b	1	WB-1	-7074.9604	942.1181	1.10E-03	2.20E-03			8.60E-03				3.00E-03	
b	1	WB-12	-6740.257	785.5127	5.00E-03	1.30E-03		7.10E-04	1.10E-02					

Individual Borehole Results for Unfiltered Samples
Residential Use Excess Lifetime Cancer Risk - Exposure Point Concentrations

Area	HU	Location	Admin. East	Admin. North	Methylene chloride	TCE	1,1-DCE	PCE	Vinyl chloride	Carbon tet.	Chloroform	Bromo-dichloromethane	1,2-DCA	Dibromo-chloromethane
b	1	WB-4	-6930.4988	960.4226		3.70E-03			4.80E-03				1.50E-03	
b	1	WB-7	-6681.2515	914.6613		7.10E-04			1.80E-02					
b	1	WB-8	-6601.8993	914.6613					2.40E-03					
b	1	WB-9	-6541.8765	914.6613										
b	2	J44	-7006	1013		6.40E-01								
b	2	SWMU2-17	-6212.9523	-898.0215			1.53E-01							
b	2	SWMU2-3	-6121.7069	-902.3416		3.90E-02	1.43E-02		5.00E-03					
b	2	SWMU2-9	-6210	-1040		7.30E-04	8.33E+00							
b	3	J41	-6422	1005		2.00E-03								
b	3	J42	-6616	1007		3.00E-03								
b	3	SWMU2-9	-6210	-1040		1.00E-02	6.67E-01							
b	4	J43	-6791	1010		5.00E+00								
b	4	J44	-7006	1013		1.70E+00								
b	4	P4-G11	-5366.1556	-293.6906		3.20E-03	6.60E-03							
b	4	SWMU2-13	-6301.9776	-947.4045		5.35E+00	1.79E+00		1.40E-03					
b	4	SWMU2-3	-6121.7069	-902.3416			3.24E+00							
b	4	SWMU2-5	-6124.1564	-1025.0194			4.12E+00							
b	5	GWW-01	-6468.5	663.2		1.40E+01	3.70E-03	4.80E-03		4.73E-03	1.20E-02		6.80E-04	
b	5	GWW-02	-6165.4	665.5		4.10E-01		7.30E-04			2.77E-03			
b	5	GWW-03	-6129.7	831.2		1.20E-03								
b	5	J40	-6156	1001		4.20E-01					3.00E-03			
b	5	J42	-6616	1007		5.90E-01								
b	5	J43	-6791	1010		1.00E+01								
b	5	J44	-7006	1013		1.10E+01								
b	5	J49	-6417	371		4.00E-02								
b	5	P4-G11	-5366.1556	-293.6906		1.04E+01	2.04E-01			4.80E-02				
b	5	P4-G12	-5975.5175	-434.4071		2.72E+01	1.70E-01			1.33E-01				
b	5	P4-G9	-5308.0737	-973.5677		5.84E-02	4.10E-03							
b	5	SB-38	-7352.8657	1448.882		4.50E-01					1.50E-02			
b	5	SWMU2-10	-6285.1494	-1010.1558		1.20E-01	1.45E+00							
b	5	SWMU2-13	-6301.9776	-947.4045		1.60E+00	3.55E+00							
b	5	SWMU2-16	-6263.0825	-849.6193		1.10E-02	4.21E+00							
b	5	SWMU2-17	-6212.9523	-898.0215		4.90E-04	1.59E-01							
b	5	SWMU2-3	-6121.7069	-902.3416		2.20E-03	4.10E+00							
b	5	SWMU2-5	-6124.1564	-1025.0194			4.79E+01							
b	5	SWMU2-9	-6210	-1040		1.50E-02	2.28E+01							
b	McN	GWW-01	-6468.5	663.2		1.10E-01					8.40E-04			
b	McN	GWW-02	-6165.4	665.5		3.20E-01					3.80E-03			
b	McN	GWW-03	-6129.7	831.2		4.00E-02					3.15E-04			
b	McN	P4-G11	-5366.1556	-293.6906		3.06E+00	3.46E-02			2.20E-03				
b	McN	P4-G12	-5975.5175	-434.4071		2.35E+01	3.88E-01			2.80E-02				
b	McN	SWMU2-10	-6285.1494	-1010.1558		4.64E-02	7.15E-02							
b	McN	SWMU2-17	-6212.9523	-898.0215		1.70E-03	3.30E+00							
b	McN	SWMU2-3	-6121.7069	-902.3416		1.26E-03	7.50E+00							
b	McN	SWMU2-9	-6210	-1040		5.50E-02								
c	2	099-031	-1931.78	-1868.62		3.00E-03								
c	2	099-032	-2011.05	-1783.99		9.00E-04								
c	2	099-033	-1871.28	-2034.14										
c	2	P4-H1	-2356.096	-3494.7688		2.17E-01								
c	3	P4-F5	-2095.58	-2666.5212		1.40E+00								
c	4	099-005	-1802.61	-1758.8		1.40E-02								
c	4	099-008	-1803.05	-1488.34		3.00E-03	5.00E-03		4.00E-04					
c	4	099-011	-1548.43	-1682.2		5.00E-04								
c	4	099-035	-1653.61	-1681.87										
c	4	P4-F3	-3058.9545	-1614.5122		9.40E-03								

Individual Borehole Results for Unfiltered Samples
Residential Use Excess Lifetime Cancer Risk - Exposure Point Concentrations

Area	HU	Location	Admin. East	Admin. North	Methylene chloride	TCE	1,1-DCE	PCE	Vinyl chloride	Carbon tet.	Chloroform	Bromo-dichloromethane	1,2-DCA	Dibromo-chloromethane
c	4	P4-F4	-2345.6914	-2171.3444		2.80E-02								
c	4	P4-G8	-4859.6909	-628.8469		8.00E-04								
c	4	P4-H6	-3730.9532	-3491.5712		2.00E-03								
c	5	099-034	-1880.81	-2034.22		5.20E-01	2.40E-02							
c	5	099-035	-1653.61	-1681.87		3.50E-01								
c	5	099-037	-2336.73	-2895.83		2.00E-03	2.00E-02							
c	5	193-023	-2636.77	-2835.02		1.00E-03								
c	5	193-025	-2718.69	-2870.27		1.80E-01								
c	5	P4-E1	-3280.9132	-740.0572		6.50E-02	4.00E-03	2.30E-02		2.20E-02				
c	5	P4-E2	-2327.532	-295.8654		5.37E-02								
c	5	P4-E4	-1979.5676	-782.4152		8.12E-01	7.20E-03			1.10E-03				
c	5	P4-E6	-1606.9407	-1894.5031		5.19E-01	2.29E-02			2.80E-03				
c	5	P4-E8	-1521.5779	-2228.1898		6.41E-01				1.00E-03				
c	5	P4-F1	-3429.4386	-644.7423		2.55E+00	2.30E-03							
c	5	P4-F2	-3295.9732	-1021.4207		6.56E-01	2.00E-03			1.00E-03				
c	5	P4-F3	-3058.9545	-1614.5122		3.30E-01	2.90E-03			3.40E-04				
c	5	P4-F4	-2345.6914	-2171.3444		5.40E-01	5.70E-02			1.00E-03				
c	5	P4-F5	-2095.58	-2666.5212		5.60E-01	2.10E-01							
c	5	P4-F6	-4394.6382	-207.7991		7.44E-01	2.01E-03			5.00E-05				
c	5	P4-F7	-4612.2587	-106.6878		2.79E-01	2.48E-02							
c	5	P4-F8	-4614	880		4.30E-02	2.50E-02							
c	5	P4-G5	-3440.0638	-2879.2607		5.00E-01				5.50E-03				
c	5	P4-G7	-2277.0149	-3070.5899		7.20E-03	5.01E-02			2.46E-02				
c	5	P4-G8	-4859.6909	-628.8469		6.83E+00	1.90E-01			1.48E-01				
c	5	P4-H6	-3730.9532	-3491.5712		2.20E-03								
c	McN	193-025	-2718.69	-2870.27		1.10E-01	3.50E-04							
c	McN	P4-E8	-1521.5779	-2228.1898		3.00E-03								
c	McN	P4-F1	-3429.4386	-644.7423		1.60E-03								
c	McN	P4-F2	-3295.9732	-1021.4207		1.90E-02								
c	McN	P4-F3	-3058.9545	-1614.5122		2.00E-04								
c	McN	P4-F4	-2345.6914	-2171.3444		1.00E-03								
c	McN	P4-F5	-2095.58	-2666.5212		1.00E-03								
c	McN	P4-F6	-4394.6382	-207.7991		1.00E-03								
c	McN	P4-F7	-4612.2587	-106.6878		7.80E-03	1.40E-02							
c	McN	P4-G5	-3440.0638	-2879.2607		1.30E-02								
c	McN	P4-G8	-4859.6909	-628.8469		4.78E+00	1.32E-01			3.40E-03				
c	PCK	P4-E8	-1521.5779	-2228.1898		1.48E+00								
c	PCK	P4-F3	-3058.9545	-1614.5122		2.20E-02								
c	Terrace	193-16	-2371.0285	-3610.3378		2.13E-01								
d	1	720-002	-5139.9	-2607.94		1.49E-01	4.60E-02		4.60E-02					
d	2	36-SB-001	-6132.0168	-2163.6936		6.32E-02								
d	2	36-SB-002	-6109.256	-2168.7083		2.42E-03								
d	2	36-SB-003	-6111.6754	-2120.3964		3.97E-02								
d	2	36-SB-004	-6097.4683	-2151.3233		4.58E-01								
d	2	36-SB-005	-6106.8292	-2150.8814		1.75E-01								
d	2	38-SB-003	-6967.7899	-2752.9887		2.00E-04								
d	2	720-003	-5375.03	-2606.98		4.60E-02								
d	2	720-011	-4991.11	-2298.46		9.20E-03	2.00E-03							
d	2	720-024	-5621.74	-2668.03		2.00E-04								
d	3	001-173	-6950.58	-1719.97		3.12E-01	7.00E-03							
d	3	193-028	-4055.47	-3081.83										
d	3	720-011	-4991.11	-2298.46		2.50E-02	2.00E-04							
d	3	720-022	-5139.77	-2676.87		1.60E-03								
d	3	P4-H5	-4063.253	-3288.0224		1.60E-03								
d	4	001-184	-7344.02	-1191.7		2.00E-04								

Individual Borehole Results for Unfiltered Samples
Residential Use Excess Lifetime Cancer Risk - Exposure Point Concentrations

Area	HU	Location	Admin. East	Admin. North	Methylene chloride	TCE	1,1-DCE	PCE	Vinyl chloride	Carbon tet.	Chloroform	Bromo-dichloromethane	1,2-DCA	Dibromo-chloromethane
d	4	099-038	-3478.65	-2467.24		9.00E-03								
d	4	193-032	-3537.01	-3064.28		1.80E-03								
d	4	193-041	-3714.47	-2462.04		7.20E-02								
d	4	193-049	-3699.13	-3264.52										
d	4	720-010	-4900.73	-2229.59		7.30E-02	1.70E-03							
d	5	001-175	-7197.43	-1684.69		1.10E-01	4.00E-04							
d	5	001-176	-6594.89	-1699.48		6.60E-02	7.00E-04				3.08E-03			
d	5	001-177	-6719.08	-1856.93		1.00E-02	1.00E-04							
d	5	001-178	-7139.25	-1956.07		1.50E-02								
d	5	001-180	-7396.07	-1414.73		7.50E-02	5.00E-04							
d	5	001-181	-6080.72	-1725.62		1.43E-01	7.00E-04							
d	5	001-182	-7200.19	-1275.04		1.58E+00	5.30E-03							
d	5	001-183	-7601.83	-1041.72		1.20E-02								
d	5	001-184	-7344.02	-1191.7		2.40E-01	2.20E-03							
d	5	091-001	-6899.08	-1048.26		6.81E-02	1.90E-02		1.70E-03					
d	5	091-002	-6939.9	-907.39		1.12E-01	1.10E-03							
d	5	099-038	-3478.65	-2467.24		1.60E-01	2.00E-04							
d	5	193-028	-4055.47	-3081.83		2.90E-04								
d	5	193-031	-3896.84	-3348.43		2.00E-03								
d	5	193-032	-3537.01	-3064.28		4.00E-02								
d	5	193-041	-3714.47	-2462.04		3.30E-01								
d	5	193-20	-3688.4901	-2894.868		1.62E-01								
d	5	720-010	-4900.73	-2229.59		5.20E-02	2.00E-04		1.00E-04					
d	5	720-011	-4991.11	-2298.46		3.70E-02	7.00E-04		2.10E-03					
d	5	720-012	-5152.5	-2730.98		1.20E-02								
d	5	720-013	-5931.03	-2417.82		5.70E-02			1.00E-04					
d	5	720-014	-5930.34	-2265.73		1.40E-02			1.00E-04					
d	5	720-015	-5939.88	-2056.41		4.96E-01	9.00E-03							
d	5	720-016	-5698.82	-1977.44		8.10E-01	1.20E-02							
d	5	720-017	-5429.73	-2065.63		8.61E-01	6.10E-03							
d	5	720-018	-5185.43	-2035.15		1.26E+00	5.40E-02							
d	5	720-019	-4931.91	-2492.84		1.03E-01								
d	5	720-026	-5792.91	-1729.12		9.03E-01	3.10E-02	4.00E-03	1.70E-02	1.20E-02	2.90E-03			
d	5	720-028	-4565.85	-2631.76		7.80E-02								
d	5	720-029	-4860.19	-1960.29		3.90E-02	3.52E-03	2.00E-03						
d	5	P4-G3	-3870.9975	-2097.037		2.43E-01	3.35E-02							
d	5	P4-H5	-4063.253	-3288.0224		2.00E-03								
d	5	P4-H7	-5030.8312	-2051.7808		1.20E+01	9.20E-02			6.71E-03				
d	McN	001-177	-6719.08	-1856.93		8.80E-03								
d	McN	001-180	-7396.07	-1414.73		8.00E-04								
d	McN	001-181	-6080.72	-1725.62		1.50E-02								
d	McN	001-183	-7601.83	-1041.72		5.00E-03								
d	McN	091-002	-6939.9	-907.39		1.90E-03								
d	McN	099-038	-3478.65	-2467.24		2.00E-04								
d	McN	193-031	-3896.84	-3348.43		5.00E-04								
d	McN	193-032	-3537.01	-3064.28		2.30E-02								
d	McN	193-041	-3714.47	-2462.04		4.20E-02								
d	McN	720-010	-4900.73	-2229.59					2.00E-04					
d	McN	720-014	-5930.34	-2265.73		3.00E-03								
d	McN	720-015	-5939.88	-2056.41		2.00E-04								
d	McN	720-017	-5429.73	-2065.63		1.01E+00	1.00E-02							
d	McN	720-019	-4931.91	-2492.84		4.00E-04			5.00E-04					
d	McN	720-028	-4565.85	-2631.76		2.00E-04								
d	McN	720-029	-4860.19	-1960.29		1.10E-02	2.00E-04							
d	McN	P4-H5	-4063.253	-3288.0224		5.00E-04								

Individual Borehole Results for Unfiltered Samples
Residential Use Excess Lifetime Cancer Risk - Exposure Point Concentrations

Area	HU	Location	Admin. East	Admin. North	Methylene chloride	TCE	1,1-DCE	PCE	Vinyl chloride	Carbon tet.	Chloroform	Bromo-dichloromethane	1,2-DCA	Dibromo-chloromethane
d	McN	P4-H7	-5030.8312	-2051.7808		4.20E-03								
d	PCK	P4-G3	-3870.9975	-2097.037		3.00E-04								
d	PCK	P4-H5	-4063.253	-3288.0224		3.00E-03								
d	PCK	P4-H7	-5030.8312	-2051.7808		4.80E-02	3.40E-02							
e	5	J22	-6608.06	3112.38		5.40E-02					3.00E-04			
e	5	J24	-7489.59	3112.22		1.90E-01								
e	5	J25	-7906.7148	3091.4299		4.80E+00		2.00E-03			4.33E-03			
e	5	J3	-5261.52	5985.84										
e	5	J6	-6547.55	6684.97		3.60E-01		6.00E-04			6.00E-04			
e	5	J7	-6984.7	6917.24		3.00E-03								
f	2	099-019	-1180.58	-1936.38										
f	2	099-022	-1256.11	-1940.36										
f	2	204-03	-1356.1	-2698.6				5.00E-03						
f	2	204-031	-1287.19	-2204.97		2.00E-03	1.00E-04							
f	2	204-15	-1053.2	-2897.9		1.90E-02								
f	2	204-17	-1198.1	-2760		3.10E-02								
f	2	204-20	-1192.3	-2533.8		3.96E-01								
f	4	204-031	-1287.19	-2204.97		1.90E-02								
f	4	P4-B3	3008.8757	3751.9217		6.08E-02								
f	4	P4-B4	3347.2	3650.7149		2.40E-01	7.00E-04							
f	5	204-031	-1287.19	-2204.97		7.70E-01	1.00E-04		1.00E-04					
f	5	P4-A2	3867.2115	5705.6378		5.06E-02								
f	5	P4-A3	4229.1982	5697.7632		3.80E-03								
f	5	P4-B3	3008.8757	3751.9217		1.84E-01								
f	5	P4-B4	3347.2	3650.7149		4.39E-01	3.31E-03			2.20E-03				
f	5	P4-B5	3590.3068	3429.5593		2.00E-01								
f	5	P4-C2	-1030.1049	3123.9799		5.50E-03				3.00E-04				
f	5	P4-C4	-282.5417	3074.7198		2.62E-02								
f	5	P4-C5	912.4176	2753.4711		2.80E-01	1.20E-03							
f	5	P4-C7	1357.7859	2096.1544		4.62E-01								
f	5	P4-C9	1791.0046	1182.0304		1.77E+00	1.10E-03							
f	5	P4-D10	-733.3755	-1655.0762		1.72E+00								
f	5	P4-D11	-720.7784	-2007.5525		1.60E-03								
f	5	P4-D12A	-755.1116	-1651.7776		3.10E+00								
f	5	P4-D4	-1815.0666	1413.0026		6.07E-02								
f	5	P4-D5	-1135.8073	1551.1263		6.10E-02								
f	5	P4-D6	-725.2591	887.8336		9.80E-02								
f	5	P4-D7	-723.0174	-35.5704		1.90E-01	4.50E-03							
f	5	P4-D8	-686.0962	-604.138		1.39E-01	7.70E-03			1.00E-03				
f	5	P4-D9	-639.7793	-1223.6622		8.00E-01	1.66E-02							
f	5	P4-E7	-931.348	-1914.7858		2.37E+00								
f	5	SB40	1583.4313	831.505		1.90E+00								
f	McN	P4-B3	3008.8757	3751.9217		1.10E-03								
f	McN	P4-B4	3347.2	3650.7149		2.00E-03								
f	McN	P4-C2	-1030.1049	3123.9799		2.70E-03								
f	McN	P4-C4	-282.5417	3074.7198		1.70E-02								
f	McN	P4-D10	-733.3755	-1655.0762		4.14E-01								
f	McN	P4-D11	-720.7784	-2007.5525		1.30E-03								
f	McN	P4-D12	-682.9716	-1645.6319		1.00E-03								
f	McN	P4-D12A	-755.1116	-1651.7776		1.40E-02								
f	McN	P4-D5	-1135.8073	1551.1263		3.30E-03								
f	McN	P4-D6	-725.2591	887.8336		1.50E-03								
f	McN	P4-D9	-639.7793	-1223.6622		5.00E-03								
f	McN	P4-E7	-931.348	-1914.7858		1.60E-03								
f	McN	SB47	1464.5559	64.4356		1.00E-03								

Individual Borehole Results for Unfiltered Samples
Residential Use Excess Lifetime Cancer Risk - Exposure Point Concentrations

Area	HU	Location	Admin. East	Admin. North	Methylene chloride	TCE	1,1-DCE	PCE	Vinyl chloride	Carbon tet.	Chloroform	Bromo-dichloromethane	1,2-DCA	Dibromo-chloromethane
f	PCK	P4-B3	3008.8757	3751.9217		1.80E-01								
f	PCK	P4-D8	-686.0962	-604.138		1.19E-01	6.00E-03							
f	PCK	SB39	1672.1957	506.6573		1.70E-01								
h	Terrace	204-06	-1342	-3614.4		5.00E-03								
h	Terrace	204-08	-1125.4	-3715.6		6.00E-03								
i	5	J19	-5305.44	3195.21										
i	5	J21	-6182.54	3053.57		1.10E-02					3.00E-04			
k	TG	08-SB-001	-8034.6285	-3534.2087	5.00E-03									

Individual Borehole Results for Unfiltered Samples
Residential Use Excess Lifetime Cancer Risk - Exposure Point Concentrations

Area	HU	Location	Admin. East	Admin. North	Benzene	Chloro-methane	1,1,2-TCA	Tc-99	Be	Bis(2-ethylhexyl)-phthalate	Th-234	Ar	Np-237	U-234	PCP
a	2	040-009	-4062.38	-1184.85											
a	2	400-018	-4262.79	-1794.2											
a	2	P4-G2	-3913.1768	-1008.8133											
a	3	400-083	-4442.44	-1383.88											
a	4	400-037	-4116.04	-1784.37											
a	4	400-038	-4097.59	-1648.57											
a	4	400-048	-3943.5	-1420.75											
a	4	400-215	-4091.81	-1921.36											
a	5	026-001	-4248.21	-992.98											
a	5	400-034	-4404.04	-1078.69											
a	5	400-035	-4404.16	-1294.38											
a	5	400-036	-4409.28	-1607.31											
a	5	400-037	-4116.04	-1784.37											
a	5	400-038	-4097.59	-1648.57											
a	5	400-039	-3942.98	-1071.54											
a	5	400-040	-4413.94	-1302.12											
a	5	400-041	-4404.34	-1556.2											
a	5	400-042	-4192.06	-1169.64											
a	5	400-043	-4463.86	-1074.84											
a	5	400-044	-4562.41	-1440.12											
a	5	400-045	-4442.75	-1770.03											
a	5	400-046	-4030.16	-1566											
a	5	400-047	-4071.83	-1476.06											
a	5	400-048	-3943.5	-1420.75											
a	5	400-049	-3573.08	-1232.17											
a	5	400-052	-3635.33	-1074.21											
a	5	400-053	-3635.21	-906.74											
a	5	400-206	-4564.09	-1076.08											
a	5	400-208	-4404.16	-1083.87											
a	5	400-210	-4403.56	-1289.51											
a	5	400-212	-3939.16	-1062.27											
a	5	400-213	-4750.4	-1755.47											
a	5	400-214	-4368.52	-1971.11											
a	5	400-215	-4091.81	-1921.36											
a	5	P4-G1	-4554.4201	-1005.4503											
a	5	P4-G2	-3913.1768	-1008.8133											
a	McN	026-001	-4248.21	-992.98											
a	McN	400-034	-4404.04	-1078.69											
a	McN	400-035	-4404.16	-1294.38											
a	McN	400-036	-4409.28	-1607.31											
a	McN	400-037	-4116.04	-1784.37											
a	McN	400-038	-4097.59	-1648.57											
a	McN	400-039	-3942.98	-1071.54											
a	McN	400-040	-4413.94	-1302.12											
a	McN	400-041	-4404.34	-1556.2											
a	McN	400-043	-4463.86	-1074.84											
a	McN	400-044	-4562.41	-1440.12											
a	McN	400-048	-3943.5	-1420.75											
a	McN	400-053	-3635.21	-906.74											
a	McN	400-206	-4564.09	-1076.08											
a	McN	400-207	-4111.01	-1783.02											
a	McN	P4-G1	-4554.4201	-1005.4503											
a	McN	P4-G2	-3913.1768	-1008.8133											
b	1	WB-1	-7074.9604	942.1181	2.50E-03										
b	1	WB-12	-6740.257	785.5127	3.90E-03										

Individual Borehole Results for Unfiltered Samples
Residential Use Excess Lifetime Cancer Risk - Exposure Point Concentrations

Area	HU	Location	Admin. East	Admin. North	Benzene	Chloro- methane	1,1,2-TCA	Tc-99	Be	Bis(2-ethylhexyl)- phthalate	Th-234	Ar	Np-237	U-234	PCP
b	1	WB-4	-6930.4988	960.4226	5.40E-03	9.40E-03									
b	1	WB-7	-6681.2515	914.6613	2.10E-03										
b	1	WB-8	-6601.8993	914.6613	3.00E-03										
b	1	WB-9	-6541.8765	914.6613	7.40E-04										
b	2	J44	-7006	1013											
b	2	SWMU2-17	-6212.9523	-898.0215											
b	2	SWMU2-3	-6121.7069	-902.3416											
b	2	SWMU2-9	-6210	-1040											
b	3	J41	-6422	1005											
b	3	J42	-6616	1007											
b	3	SWMU2-9	-6210	-1040											
b	4	J43	-6791	1010											
b	4	J44	-7006	1013											
b	4	P4-G11	-5366.1556	-293.6906											
b	4	SWMU2-13	-6301.9776	-947.4045											
b	4	SWMU2-3	-6121.7069	-902.3416											
b	4	SWMU2-5	-6124.1564	-1025.0194											
b	5	GWW-01	-6468.5	663.2			9.00E-03								
b	5	GWW-02	-6165.4	665.5	1.25E-03	9.09E-03									
b	5	GWW-03	-6129.7	831.2											
b	5	J40	-6156	1001											
b	5	J42	-6616	1007											
b	5	J43	-6791	1010											
b	5	J44	-7006	1013											
b	5	J49	-6417	371											
b	5	P4-G11	-5366.1556	-293.6906											
b	5	P4-G12	-5975.5175	-434.4071											
b	5	P4-G9	-5308.0737	-973.5677											
b	5	SB-38	-7352.8657	1448.882											
b	5	SWMU2-10	-6285.1494	-1010.1558											
b	5	SWMU2-13	-6301.9776	-947.4045											
b	5	SWMU2-16	-6263.0825	-849.6193											
b	5	SWMU2-17	-6212.9523	-898.0215											
b	5	SWMU2-3	-6121.7069	-902.3416											
b	5	SWMU2-5	-6124.1564	-1025.0194											
b	5	SWMU2-9	-6210	-1040											
b	McN	GWW-01	-6468.5	663.2											
b	McN	GWW-02	-6165.4	665.5											
b	McN	GWW-03	-6129.7	831.2											
b	McN	P4-G11	-5366.1556	-293.6906											
b	McN	P4-G12	-5975.5175	-434.4071											
b	McN	SWMU2-10	-6285.1494	-1010.1558											
b	McN	SWMU2-17	-6212.9523	-898.0215											
b	McN	SWMU2-3	-6121.7069	-902.3416											
b	McN	SWMU2-9	-6210	-1040											
c	2	099-031	-1931.78	-1868.62				1.48E+02							
c	2	099-032	-2011.05	-1783.99				7.90E+01							
c	2	099-033	-1871.28	-2034.14				4.80E+01							
c	2	P4-H1	-2356.096	-3494.7688											
c	3	P4-F5	-2095.58	-2666.5212											
c	4	099-005	-1802.61	-1758.8				2.80E+01							
c	4	099-008	-1803.05	-1488.34											
c	4	099-011	-1548.43	-1682.2											
c	4	099-035	-1653.61	-1681.87					1.00E-02	2.00E-02	2.42E+02				
c	4	P4-F3	-3058.9545	-1614.5122											

Individual Borehole Results for Unfiltered Samples
Residential Use Excess Lifetime Cancer Risk - Exposure Point Concentrations

Area	HU	Location	Admin. East	Admin. North	Benzene	Chloro-methane	1,1,2-TCA	Tc-99	Be	Bis(2-ethylhexyl)-phthalate	Th-234	Ar	Np-237	U-234	PCP
c	4	P4-F4	-2345.6914	-2171.3444											
c	4	P4-G8	-4859.6909	-628.8469											
c	4	P4-H6	-3730.9532	-3491.5712											
c	5	099-034	-1880.81	-2034.22				1.39E+02	3.00E-02	8.00E-03		6.16E-03			
c	5	099-035	-1653.61	-1681.87				7.10E+01	1.00E-01	8.00E-03		1.00E-02			
c	5	099-037	-2336.73	-2895.83											
c	5	193-023	-2636.77	-2835.02											
c	5	193-025	-2718.69	-2870.27											
c	5	P4-E1	-3280.9132	-740.0572											
c	5	P4-E2	-2327.532	-295.8654											
c	5	P4-E4	-1979.5676	-782.4152											
c	5	P4-E6	-1606.9407	-1894.5031											
c	5	P4-E8	-1521.5779	-2228.1898											
c	5	P4-F1	-3429.4386	-644.7423											
c	5	P4-F2	-3295.9732	-1021.4207											
c	5	P4-F3	-3058.9545	-1614.5122											
c	5	P4-F4	-2345.6914	-2171.3444											
c	5	P4-F5	-2095.58	-2666.5212											
c	5	P4-F6	-4394.6382	-207.7991											
c	5	P4-F7	-4612.2587	-106.6878											
c	5	P4-F8	-4614	880											
c	5	P4-G5	-3440.0638	-2879.2607											
c	5	P4-G7	-2277.0149	-3070.5899											
c	5	P4-G8	-4859.6909	-628.8469											
c	5	P4-H6	-3730.9532	-3491.5712											
c	McN	193-025	-2718.69	-2870.27						1.80E-02					
c	McN	P4-E8	-1521.5779	-2228.1898											
c	McN	P4-F1	-3429.4386	-644.7423											
c	McN	P4-F2	-3295.9732	-1021.4207											
c	McN	P4-F3	-3058.9545	-1614.5122											
c	McN	P4-F4	-2345.6914	-2171.3444											
c	McN	P4-F5	-2095.58	-2666.5212											
c	McN	P4-F6	-4394.6382	-207.7991											
c	McN	P4-F7	-4612.2587	-106.6878											
c	McN	P4-G5	-3440.0638	-2879.2607											
c	McN	P4-G8	-4859.6909	-628.8469											
c	PCK	P4-E8	-1521.5779	-2228.1898											
c	PCK	P4-F3	-3058.9545	-1614.5122											
c	Terrace	193-16	-2371.0285	-3610.3378											
d	1	720-002	-5139.9	-2607.94											
d	2	36-SB-001	-6132.0168	-2163.6936											
d	2	36-SB-002	-6109.256	-2168.7083											
d	2	36-SB-003	-6111.6754	-2120.3964											
d	2	36-SB-004	-6097.4683	-2151.3233											
d	2	36-SB-005	-6106.8292	-2150.8814											
d	2	38-SB-003	-6967.7899	-2752.9887											
d	2	720-003	-5375.03	-2606.98											
d	2	720-011	-4991.11	-2298.46											
d	2	720-024	-5621.74	-2668.03											
d	3	001-173	-6950.58	-1719.97											
d	3	193-028	-4055.47	-3081.83											
d	3	720-011	-4991.11	-2298.46						2.30E-02					
d	3	720-022	-5139.77	-2676.87											
d	3	P4-H5	-4063.253	-3288.0224											
d	4	001-184	-7344.02	-1191.7											

Individual Borehole Results for Unfiltered Samples
Residential Use Excess Lifetime Cancer Risk - Exposure Point Concentrations

Area	HU	Location	Admin. East	Admin. North	Benzene	Chloro-methane	1,1,2-TCA	Tc-99	Be	Bis(2-ethylhexyl)-phthalate	Th-234	Ar	Np-237	U-234	PCP
d	4	099-038	-3478.65	-2467.24											
d	4	193-032	-3537.01	-3064.28											
d	4	193-041	-3714.47	-2462.04				5.79E+02		2.20E-02	2.53E+01		9.56E+00	1.77E+01	
d	4	193-049	-3699.13	-3264.52				3.30E+01							
d	4	720-010	-4900.73	-2229.59											
d	5	001-175	-7197.43	-1684.69											
d	5	001-176	-6594.89	-1699.48											
d	5	001-177	-6719.08	-1856.93											
d	5	001-178	-7139.25	-1956.07											
d	5	001-180	-7396.07	-1414.73											
d	5	001-181	-6080.72	-1725.62											
d	5	001-182	-7200.19	-1275.04											
d	5	001-183	-7601.83	-1041.72											
d	5	001-184	-7344.02	-1191.7											
d	5	091-001	-6899.08	-1048.26											
d	5	091-002	-6939.9	-907.39											
d	5	099-038	-3478.65	-2467.24				8.20E+02			2.37E+01		2.92E+01		
d	5	193-028	-4055.47	-3081.83											1.20E-02
d	5	193-031	-3896.84	-3348.43											
d	5	193-032	-3537.01	-3064.28				4.30E+01							
d	5	193-041	-3714.47	-2462.04				1.39E+03			5.58E+01				
d	5	193-20	-3688.4901	-2894.868											
d	5	720-010	-4900.73	-2229.59											
d	5	720-011	-4991.11	-2298.46											
d	5	720-012	-5152.5	-2730.98											
d	5	720-013	-5931.03	-2417.82											
d	5	720-014	-5930.34	-2265.73											
d	5	720-015	-5939.88	-2056.41											
d	5	720-016	-5698.82	-1977.44											
d	5	720-017	-5429.73	-2065.63											
d	5	720-018	-5185.43	-2035.15											
d	5	720-019	-4931.91	-2492.84											
d	5	720-026	-5792.91	-1729.12											
d	5	720-028	-4565.85	-2631.76											
d	5	720-029	-4860.19	-1960.29											
d	5	P4-G3	-3870.9975	-2097.037											
d	5	P4-H5	-4063.253	-3288.0224											
d	5	P4-H7	-5030.8312	-2051.7808											
d	McN	001-177	-6719.08	-1856.93											
d	McN	001-180	-7396.07	-1414.73											
d	McN	001-181	-6080.72	-1725.62											
d	McN	001-183	-7601.83	-1041.72											
d	McN	091-002	-6939.9	-907.39											
d	McN	099-038	-3478.65	-2467.24											
d	McN	193-031	-3896.84	-3348.43						1.30E-02					
d	McN	193-032	-3537.01	-3064.28											
d	McN	193-041	-3714.47	-2462.04				1.45E+02							
d	McN	720-010	-4900.73	-2229.59											
d	McN	720-014	-5930.34	-2265.73											
d	McN	720-015	-5939.88	-2056.41											
d	McN	720-017	-5429.73	-2065.63											
d	McN	720-019	-4931.91	-2492.84											
d	McN	720-028	-4565.85	-2631.76											
d	McN	720-029	-4860.19	-1960.29											
d	McN	P4-H5	-4063.253	-3288.0224											

Individual Borehole Results for Unfiltered Samples
Residential Use Excess Lifetime Cancer Risk - Exposure Point Concentrations

Area	HU	Location	Admin. East	Admin. North	Benzene	Chloro-methane	1,1,2-TCA	Tc-99	Be	Bis(2-ethylhexyl)-phthalate	Th-234	Ar	Np-237	U-234	PCP
d	McN	P4-H7	-5030.8312	-2051.7808											
d	PCK	P4-G3	-3870.9975	-2097.037											
d	PCK	P4-H5	-4063.253	-3288.0224											
d	PCK	P4-H7	-5030.8312	-2051.7808											
e	5	J22	-6608.06	3112.38	1.00E-03										
e	5	J24	-7489.59	3112.22											
e	5	J25	-7906.7148	3091.4299	2.00E-03		2.50E-03								
e	5	J3	-5261.52	5985.84	5.00E-03										
e	5	J6	-6547.55	6684.97											
e	5	J7	-6984.7	6917.24	9.00E-04										
f	2	099-019	-1180.58	-1936.38				3.60E+01							
f	2	099-022	-1256.11	-1940.36						7.00E-03					3.00E-03
f	2	204-03	-1356.1	-2698.6											
f	2	204-031	-1287.19	-2204.97											
f	2	204-15	-1053.2	-2897.9											
f	2	204-17	-1198.1	-2760											
f	2	204-20	-1192.3	-2533.8											
f	4	204-031	-1287.19	-2204.97											
f	4	P4-B3	3008.8757	3751.9217											
f	4	P4-B4	3347.2	3650.7149											
f	5	204-031	-1287.19	-2204.97											
f	5	P4-A2	3867.2115	5705.6378											
f	5	P4-A3	4229.1982	5697.7632											
f	5	P4-B3	3008.8757	3751.9217											
f	5	P4-B4	3347.2	3650.7149											
f	5	P4-B5	3590.3068	3429.5593											
f	5	P4-C2	-1030.1049	3123.9799											
f	5	P4-C4	-282.5417	3074.7198											
f	5	P4-C5	912.4176	2753.4711											
f	5	P4-C7	1357.7859	2096.1544											
f	5	P4-C9	1791.0046	1182.0304											
f	5	P4-D10	-733.3755	-1655.0762											
f	5	P4-D11	-720.7784	-2007.5525											
f	5	P4-D12A	-755.1116	-1651.7776											
f	5	P4-D4	-1815.0666	1413.0026											
f	5	P4-D5	-1135.8073	1551.1263											
f	5	P4-D6	-725.2591	887.8336											
f	5	P4-D7	-723.0174	-35.5704											
f	5	P4-D8	-686.0962	-604.138											
f	5	P4-D9	-639.7793	-1223.6622											
f	5	P4-E7	-931.348	-1914.7858											
f	5	SB40	1583.4313	831.505											
f	McN	P4-B3	3008.8757	3751.9217											
f	McN	P4-B4	3347.2	3650.7149											
f	McN	P4-C2	-1030.1049	3123.9799											
f	McN	P4-C4	-282.5417	3074.7198											
f	McN	P4-D10	-733.3755	-1655.0762											
f	McN	P4-D11	-720.7784	-2007.5525											
f	McN	P4-D12	-682.9716	-1645.6319											
f	McN	P4-D12A	-755.1116	-1651.7776											
f	McN	P4-D5	-1135.8073	1551.1263											
f	McN	P4-D6	-725.2591	887.8336											
f	McN	P4-D9	-639.7793	-1223.6622											
f	McN	P4-E7	-931.348	-1914.7858											
f	McN	SB47	1464.5559	64.4356											

Individual Borehole Results for Unfiltered Samples
Residential Use Excess Lifetime Cancer Risk - Exposure Point Concentrations

Area	HU	Location	Admin. East	Admin. North	Benzene	Chloro-methane	1,1,2-TCA	Tc-99	Be	Bis(2-ethylhexyl)-phthalate	Th-234	Ar	Np-237	U-234	PCP
f	PCK	P4-B3	3008.8757	3751.9217											
f	PCK	P4-D8	-686.0962	-604.138											
f	PCK	SB39	1672.1957	506.6573											
h	Terrace	204-06	-1342	-3614.4											
h	Terrace	204-08	-1125.4	-3715.6											
i	5	J19	-5305.44	3195.21	7.00E-04										
i	5	J21	-6182.54	3053.57	6.00E-04										
k	TG	08-SB-001	-8034.6285	-3534.2087											

Individual Borehole Results for Unfiltered Samples
Residential Use Excess Lifetime Cancer Risk - Exposure Point Concentrations

Area	HU	Location	Admin. East	Admin. North	U-238
a	2	040-009	-4062.38	-1184.85	
a	2	400-018	-4262.79	-1794.2	
a	2	P4-G2	-3913.1768	-1008.8133	
a	3	400-083	-4442.44	-1383.88	
a	4	400-037	-4116.04	-1784.37	
a	4	400-038	-4097.59	-1648.57	
a	4	400-048	-3943.5	-1420.75	
a	4	400-215	-4091.81	-1921.36	
a	5	026-001	-4248.21	-992.98	
a	5	400-034	-4404.04	-1078.69	
a	5	400-035	-4404.16	-1294.38	
a	5	400-036	-4409.28	-1607.31	
a	5	400-037	-4116.04	-1784.37	
a	5	400-038	-4097.59	-1648.57	
a	5	400-039	-3942.98	-1071.54	
a	5	400-040	-4413.94	-1302.12	
a	5	400-041	-4404.34	-1556.2	
a	5	400-042	-4192.06	-1169.64	
a	5	400-043	-4463.86	-1074.84	
a	5	400-044	-4562.41	-1440.12	
a	5	400-045	-4442.75	-1770.03	
a	5	400-046	-4030.16	-1566	
a	5	400-047	-4071.83	-1476.06	
a	5	400-048	-3943.5	-1420.75	
a	5	400-049	-3573.08	-1232.17	
a	5	400-052	-3635.33	-1074.21	
a	5	400-053	-3635.21	-906.74	
a	5	400-206	-4564.09	-1076.08	
a	5	400-208	-4404.16	-1083.87	
a	5	400-210	-4403.56	-1289.51	
a	5	400-212	-3939.16	-1062.27	
a	5	400-213	-4750.4	-1755.47	
a	5	400-214	-4368.52	-1971.11	
a	5	400-215	-4091.81	-1921.36	
a	5	P4-G1	-4554.4201	-1005.4503	
a	5	P4-G2	-3913.1768	-1008.8133	
a	McN	026-001	-4248.21	-992.98	
a	McN	400-034	-4404.04	-1078.69	
a	McN	400-035	-4404.16	-1294.38	
a	McN	400-036	-4409.28	-1607.31	
a	McN	400-037	-4116.04	-1784.37	
a	McN	400-038	-4097.59	-1648.57	
a	McN	400-039	-3942.98	-1071.54	
a	McN	400-040	-4413.94	-1302.12	
a	McN	400-041	-4404.34	-1556.2	
a	McN	400-043	-4463.86	-1074.84	
a	McN	400-044	-4562.41	-1440.12	
a	McN	400-048	-3943.5	-1420.75	
a	McN	400-053	-3635.21	-906.74	
a	McN	400-206	-4564.09	-1076.08	
a	McN	400-207	-4111.01	-1783.02	
a	McN	P4-G1	-4554.4201	-1005.4503	
a	McN	P4-G2	-3913.1768	-1008.8133	
b	1	WB-1	-7074.9604	942.1181	
b	1	WB-12	-6740.257	785.5127	

Individual Borehole Results for Unfiltered Samples
Residential Use Excess Lifetime Cancer Risk - Exposure Point Concentrations

Area	HU	Location	Admin. East	Admin. North	U-238
b	1	WB-4	-6930.4988	960.4226	
b	1	WB-7	-6681.2515	914.6613	
b	1	WB-8	-6601.8993	914.6613	
b	1	WB-9	-6541.8765	914.6613	
b	2	J44	-7006	1013	
b	2	SWMU2-17	-6212.9523	-898.0215	
b	2	SWMU2-3	-6121.7069	-902.3416	
b	2	SWMU2-9	-6210	-1040	
b	3	J41	-6422	1005	
b	3	J42	-6616	1007	
b	3	SWMU2-9	-6210	-1040	
b	4	J43	-6791	1010	
b	4	J44	-7006	1013	
b	4	P4-G11	-5366.1556	-293.6906	
b	4	SWMU2-13	-6301.9776	-947.4045	
b	4	SWMU2-3	-6121.7069	-902.3416	
b	4	SWMU2-5	-6124.1564	-1025.0194	
b	5	GWW-01	-6468.5	663.2	
b	5	GWW-02	-6165.4	665.5	
b	5	GWW-03	-6129.7	831.2	
b	5	J40	-6156	1001	
b	5	J42	-6616	1007	
b	5	J43	-6791	1010	
b	5	J44	-7006	1013	
b	5	J49	-6417	371	
b	5	P4-G11	-5366.1556	-293.6906	
b	5	P4-G12	-5975.5175	-434.4071	
b	5	P4-G9	-5308.0737	-973.5677	
b	5	SB-38	-7352.8657	1448.882	
b	5	SWMU2-10	-6285.1494	-1010.1558	
b	5	SWMU2-13	-6301.9776	-947.4045	
b	5	SWMU2-16	-6263.0825	-849.6193	
b	5	SWMU2-17	-6212.9523	-898.0215	
b	5	SWMU2-3	-6121.7069	-902.3416	
b	5	SWMU2-5	-6124.1564	-1025.0194	
b	5	SWMU2-9	-6210	-1040	
b	McN	GWW-01	-6468.5	663.2	
b	McN	GWW-02	-6165.4	665.5	
b	McN	GWW-03	-6129.7	831.2	
b	McN	P4-G11	-5366.1556	-293.6906	
b	McN	P4-G12	-5975.5175	-434.4071	
b	McN	SWMU2-10	-6285.1494	-1010.1558	
b	McN	SWMU2-17	-6212.9523	-898.0215	
b	McN	SWMU2-3	-6121.7069	-902.3416	
b	McN	SWMU2-9	-6210	-1040	
c	2	099-031	-1931.78	-1868.62	
c	2	099-032	-2011.05	-1783.99	
c	2	099-033	-1871.28	-2034.14	
c	2	P4-H1	-2356.096	-3494.7688	
c	3	P4-F5	-2095.58	-2666.5212	
c	4	099-005	-1802.61	-1758.8	
c	4	099-008	-1803.05	-1488.34	
c	4	099-011	-1548.43	-1682.2	
c	4	099-035	-1653.61	-1681.87	
c	4	P4-F3	-3058.9545	-1614.5122	

Individual Borehole Results for Unfiltered Samples
Residential Use Excess Lifetime Cancer Risk - Exposure Point Concentrations

Area	HU	Location	Admin. East	Admin. North	U-238
c	4	P4-F4	-2345.6914	-2171.3444	
c	4	P4-G8	-4859.6909	-628.8469	
c	4	P4-H6	-3730.9532	-3491.5712	
c	5	099-034	-1880.81	-2034.22	
c	5	099-035	-1653.61	-1681.87	
c	5	099-037	-2336.73	-2895.83	
c	5	193-023	-2636.77	-2835.02	
c	5	193-025	-2718.69	-2870.27	
c	5	P4-E1	-3280.9132	-740.0572	
c	5	P4-E2	-2327.532	-295.8654	
c	5	P4-E4	-1979.5676	-782.4152	
c	5	P4-E6	-1606.9407	-1894.5031	
c	5	P4-E8	-1521.5779	-2228.1898	
c	5	P4-F1	-3429.4386	-644.7423	
c	5	P4-F2	-3295.9732	-1021.4207	
c	5	P4-F3	-3058.9545	-1614.5122	
c	5	P4-F4	-2345.6914	-2171.3444	
c	5	P4-F5	-2095.58	-2666.5212	
c	5	P4-F6	-4394.6382	-207.7991	
c	5	P4-F7	-4612.2587	-106.6878	
c	5	P4-F8	-4614	880	
c	5	P4-G5	-3440.0638	-2879.2607	
c	5	P4-G7	-2277.0149	-3070.5899	
c	5	P4-G8	-4859.6909	-628.8469	
c	5	P4-H6	-3730.9532	-3491.5712	
c	McN	193-025	-2718.69	-2870.27	
c	McN	P4-E8	-1521.5779	-2228.1898	
c	McN	P4-F1	-3429.4386	-644.7423	
c	McN	P4-F2	-3295.9732	-1021.4207	
c	McN	P4-F3	-3058.9545	-1614.5122	
c	McN	P4-F4	-2345.6914	-2171.3444	
c	McN	P4-F5	-2095.58	-2666.5212	
c	McN	P4-F6	-4394.6382	-207.7991	
c	McN	P4-F7	-4612.2587	-106.6878	
c	McN	P4-G5	-3440.0638	-2879.2607	
c	McN	P4-G8	-4859.6909	-628.8469	
c	PCK	P4-E8	-1521.5779	-2228.1898	
c	PCK	P4-F3	-3058.9545	-1614.5122	
c	Terrace	193-16	-2371.0285	-3610.3378	
d	1	720-002	-5139.9	-2607.94	
d	2	36-SB-001	-6132.0168	-2163.6936	
d	2	36-SB-002	-6109.256	-2168.7083	
d	2	36-SB-003	-6111.6754	-2120.3964	
d	2	36-SB-004	-6097.4683	-2151.3233	
d	2	36-SB-005	-6106.8292	-2150.8814	
d	2	38-SB-003	-6967.7899	-2752.9887	
d	2	720-003	-5375.03	-2606.98	
d	2	720-011	-4991.11	-2298.46	
d	2	720-024	-5621.74	-2668.03	
d	3	001-173	-6950.58	-1719.97	
d	3	193-028	-4055.47	-3081.83	
d	3	720-011	-4991.11	-2298.46	
d	3	720-022	-5139.77	-2676.87	
d	3	P4-H5	-4063.253	-3288.0224	
d	4	001-184	-7344.02	-1191.7	

Individual Borehole Results for Unfiltered Samples
Residential Use Excess Lifetime Cancer Risk - Exposure Point Concentrations

Area	HU	Location	Admin. East	Admin. North	U-238
d	4	099-038	-3478.65	-2467.24	
d	4	193-032	-3537.01	-3064.28	
d	4	193-041	-3714.47	-2462.04	
d	4	193-049	-3699.13	-3264.52	
d	4	720-010	-4900.73	-2229.59	
d	5	001-175	-7197.43	-1684.69	
d	5	001-176	-6594.89	-1699.48	
d	5	001-177	-6719.08	-1856.93	
d	5	001-178	-7139.25	-1956.07	
d	5	001-180	-7396.07	-1414.73	
d	5	001-181	-6080.72	-1725.62	
d	5	001-182	-7200.19	-1275.04	
d	5	001-183	-7601.83	-1041.72	
d	5	001-184	-7344.02	-1191.7	
d	5	091-001	-6899.08	-1048.26	
d	5	091-002	-6939.9	-907.39	
d	5	099-038	-3478.65	-2467.24	
d	5	193-028	-4055.47	-3081.83	
d	5	193-031	-3896.84	-3348.43	
d	5	193-032	-3537.01	-3064.28	
d	5	193-041	-3714.47	-2462.04	
d	5	193-20	-3688.4901	-2894.868	
d	5	720-010	-4900.73	-2229.59	
d	5	720-011	-4991.11	-2298.46	
d	5	720-012	-5152.5	-2730.98	
d	5	720-013	-5931.03	-2417.82	
d	5	720-014	-5930.34	-2265.73	
d	5	720-015	-5939.88	-2056.41	
d	5	720-016	-5698.82	-1977.44	
d	5	720-017	-5429.73	-2065.63	
d	5	720-018	-5185.43	-2035.15	
d	5	720-019	-4931.91	-2492.84	
d	5	720-026	-5792.91	-1729.12	
d	5	720-028	-4565.85	-2631.76	
d	5	720-029	-4860.19	-1960.29	
d	5	P4-G3	-3870.9975	-2097.037	
d	5	P4-H5	-4063.253	-3288.0224	
d	5	P4-H7	-5030.8312	-2051.7808	
d	McN	001-177	-6719.08	-1856.93	
d	McN	001-180	-7396.07	-1414.73	
d	McN	001-181	-6080.72	-1725.62	
d	McN	001-183	-7601.83	-1041.72	
d	McN	091-002	-6939.9	-907.39	
d	McN	099-038	-3478.65	-2467.24	
d	McN	193-031	-3896.84	-3348.43	
d	McN	193-032	-3537.01	-3064.28	
d	McN	193-041	-3714.47	-2462.04	1.32E+00
d	McN	720-010	-4900.73	-2229.59	
d	McN	720-014	-5930.34	-2265.73	
d	McN	720-015	-5939.88	-2056.41	
d	McN	720-017	-5429.73	-2065.63	
d	McN	720-019	-4931.91	-2492.84	
d	McN	720-028	-4565.85	-2631.76	
d	McN	720-029	-4860.19	-1960.29	
d	McN	P4-H5	-4063.253	-3288.0224	

Individual Borehole Results for Unfiltered Samples
Residential Use Excess Lifetime Cancer Risk - Exposure Point Concentrations

Area	HU	Location	Admin. East	Admin. North	U-238
d	McN	P4-H7	-5030.8312	-2051.7808	
d	PCK	P4-G3	-3870.9975	-2097.037	
d	PCK	P4-H5	-4063.253	-3288.0224	
d	PCK	P4-H7	-5030.8312	-2051.7808	
e	5	J22	-6608.06	3112.38	
e	5	J24	-7489.59	3112.22	
e	5	J25	-7906.7148	3091.4299	
e	5	J3	-5261.52	5985.84	
e	5	J6	-6547.55	6684.97	
e	5	J7	-6984.7	6917.24	
f	2	099-019	-1180.58	-1936.38	
f	2	099-022	-1256.11	-1940.36	
f	2	204-03	-1356.1	-2698.6	
f	2	204-031	-1287.19	-2204.97	
f	2	204-15	-1053.2	-2897.9	
f	2	204-17	-1198.1	-2760	
f	2	204-20	-1192.3	-2533.8	
f	4	204-031	-1287.19	-2204.97	
f	4	P4-B3	3008.8757	3751.9217	
f	4	P4-B4	3347.2	3650.7149	
f	5	204-031	-1287.19	-2204.97	
f	5	P4-A2	3867.2115	5705.6378	
f	5	P4-A3	4229.1982	5697.7632	
f	5	P4-B3	3008.8757	3751.9217	
f	5	P4-B4	3347.2	3650.7149	
f	5	P4-B5	3590.3068	3429.5593	
f	5	P4-C2	-1030.1049	3123.9799	
f	5	P4-C4	-282.5417	3074.7198	
f	5	P4-C5	912.4176	2753.4711	
f	5	P4-C7	1357.7859	2096.1544	
f	5	P4-C9	1791.0046	1182.0304	
f	5	P4-D10	-733.3755	-1655.0762	
f	5	P4-D11	-720.7784	-2007.5525	
f	5	P4-D12A	-755.1116	-1651.7776	
f	5	P4-D4	-1815.0666	1413.0026	
f	5	P4-D5	-1135.8073	1551.1263	
f	5	P4-D6	-725.2591	887.8336	
f	5	P4-D7	-723.0174	-35.5704	
f	5	P4-D8	-686.0962	-604.138	
f	5	P4-D9	-639.7793	-1223.6622	
f	5	P4-E7	-931.348	-1914.7858	
f	5	SB40	1583.4313	831.505	
f	McN	P4-B3	3008.8757	3751.9217	
f	McN	P4-B4	3347.2	3650.7149	
f	McN	P4-C2	-1030.1049	3123.9799	
f	McN	P4-C4	-282.5417	3074.7198	
f	McN	P4-D10	-733.3755	-1655.0762	
f	McN	P4-D11	-720.7784	-2007.5525	
f	McN	P4-D12	-682.9716	-1645.6319	
f	McN	P4-D12A	-755.1116	-1651.7776	
f	McN	P4-D5	-1135.8073	1551.1263	
f	McN	P4-D6	-725.2591	887.8336	
f	McN	P4-D9	-639.7793	-1223.6622	
f	McN	P4-E7	-931.348	-1914.7858	
f	McN	SB47	1464.5559	64.4356	

Individual Borehole Results for Unfiltered Samples
Residential Use Excess Lifetime Cancer Risk - Exposure Point Concentrations

Area	HU	Location	Admin. East	Admin. North	U-238
f	PCK	P4-B3	3008.8757	3751.9217	
f	PCK	P4-D8	-686.0962	-604.138	
f	PCK	SB39	1672.1957	506.6573	
h	Terrace	204-06	-1342	-3614.4	
h	Terrace	204-08	-1125.4	-3715.6	
i	5	J19	-5305.44	3195.21	
i	5	J21	-6182.54	3053.57	
k	TG	08-SB-001	-8034.6285	-3534.2087	

Individual Borehole Results for Unfiltered Samples
Residential Use Systemic Toxicity - Hazard indices

Area	HU	Location	Admin. East	Admin. North	cis-1,2-DCE	Methylene chloride	TCE	1,1-DCE	trans-1,2-DCE	PCE	Carbon tet.	Chloroform	Bromo-dichloromethane	Toluene	1,2-DCA
a	2	040-009	-4062.38	-1184.85	1.63E-01	9.01E-03	3.28E-01								
a	2	400-018	-4262.79	-1794.2			8.49E+00								
a	2	P4-G2	-3913.1768	-1008.8133	3.72E+00			2.10E-01	3.19E-01						
a	3	400-083	-4442.44	-1383.88			4.21E-01								
a	4	400-037	-4116.04	-1784.37			1.45E+04								
a	4	400-038	-4097.59	-1648.57			3.07E+02								
a	4	400-048	-3943.5	-1420.75			1.60E-01		2.13E-01						
a	4	400-215	-4091.81	-1921.36			5.26E+02			1.64E-01					
a	5	026-001	-4248.21	-992.98			5.23E+02								
a	5	400-034	-4404.04	-1078.69	5.95E-01		7.72E+03	1.49E-01							
a	5	400-035	-4404.16	-1294.38	1.83E+01		2.26E+03								
a	5	400-036	-4409.28	-1607.31			8.66E+02		1.31E+00						
a	5	400-037	-4116.04	-1784.37			5.90E+04								
a	5	400-038	-4097.59	-1648.57	9.66E+00		1.66E+03	8.48E+00	7.54E+00						
a	5	400-039	-3942.98	-1071.54	2.28E+00		1.06E+02	1.65E-01		3.79E-02	2.29E+02	1.30E+00			
a	5	400-040	-4413.94	-1302.12			4.52E+03	3.85E+00				9.97E-01	9.90E-02		
a	5	400-041	-4404.34	-1556.2			2.72E+03				8.49E-01	8.48E-01			1.48E-01
a	5	400-042	-4192.06	-1169.64			2.26E+03								
a	5	400-043	-4463.86	-1074.84			1.23E+03								
a	5	400-044	-4562.41	-1440.12	1.44E-01		8.99E+02	5.74E-01	7.39E+00						
a	5	400-045	-4442.75	-1770.03			2.06E+03	2.86E-01	1.21E+00						
a	5	400-046	-4030.16	-1566			1.20E+04	1.93E+00							
a	5	400-047	-4071.83	-1476.06			1.56E+03								
a	5	400-048	-3943.5	-1420.75			4.61E+01	3.00E+00	7.27E-01						
a	5	400-049	-3573.08	-1232.17			1.25E+01	6.60E-02	1.11E-01						
a	5	400-052	-3635.33	-1074.21			1.03E+02		1.98E-01						
a	5	400-053	-3635.21	-906.74			1.01E+02	6.05E-01							
a	5	400-206	-4564.09	-1076.08			8.20E+02								
a	5	400-208	-4404.16	-1083.87			8.33E+03								
a	5	400-210	-4403.56	-1289.51			2.44E+03								
a	5	400-212	-3939.16	-1062.27	2.82E+00		1.18E+02				6.79E+01	1.80E+00			
a	5	400-213	-4750.4	-1755.47			1.75E+01	1.10E-01							
a	5	400-214	-4368.52	-1971.11			8.47E+01								
a	5	400-215	-4091.81	-1921.36	3.47E-01		3.69E+02			3.79E-01					
a	5	P4-G1	-4554.4201	-1005.4503	4.63E+01		3.76E+03	2.09E+01			1.70E+01				
a	5	P4-G2	-3913.1768	-1008.8133	1.53E+02		1.93E+02	2.10E+01			3.42E+02				
a	McN	026-001	-4248.21	-992.98			4.84E+00		3.89E-01						
a	McN	400-034	-4404.04	-1078.69			1.87E+03								
a	McN	400-035	-4404.16	-1294.38			2.10E+00								
a	McN	400-036	-4409.28	-1607.31			8.41E-02								
a	McN	400-037	-4116.04	-1784.37			7.20E+03								
a	McN	400-038	-4097.59	-1648.57			5.21E+00								
a	McN	400-039	-3942.98	-1071.54			7.06E+01								
a	McN	400-040	-4413.94	-1302.12	9.91E-01		2.79E+01	1.10E+00	4.95E-01		9.48E-01	1.98E-01			1.50E-01
a	McN	400-041	-4404.34	-1556.2			1.06E+04		2.23E-01		2.99E-01	2.48E-02			
a	McN	400-043	-4463.86	-1074.84			5.51E+02								
a	McN	400-044	-4562.41	-1440.12			5.62E+02	5.50E-01	1.90E+00						
a	McN	400-048	-3943.5	-1420.75			1.43E+00	8.81E-02	4.20E-01						
a	McN	400-053	-3635.21	-906.74			1.44E+00								
a	McN	400-206	-4564.09	-1076.08			4.63E+00								
a	McN	400-207	-4111.01	-1783.02			1.01E-01								
a	McN	P4-G1	-4554.4201	-1005.4503			1.51E+00								
a	McN	P4-G2	-3913.1768	-1008.8133	5.76E+01		1.43E+02	1.76E+00			7.65E+01				
b	1	WB-1	-7074.9604	942.1181	3.32E+00		1.77E-03	1.85E-01							4.49E-01
b	1	WB-12	-6740.257	785.5127	1.09E-01		8.05E-03	1.09E-01			8.97E-03				

Individual Borehole Results for Unfiltered Samples
Residential Use Systemic Toxicity - Hazard indices

Area	HU	Location	Admin. East	Admin. North	cis-1,2-DCE	Methylene chloride	TCE	1,1-DCE	trans-1,2-DCE	PCE	Carbon tet.	Chloroform	Bromo-dichloromethane	Toluene	1,2-DCA
b	1	WB-13	-6619.194	777.3773											
b	1	WB-4	-6930.4988	960.4226	7.43E-01		3.11E-01								2.25E-01
b	1	WB-7	-6681.2515	914.6613	1.78E-01		5.97E-02								
b	1	WB-8	-6601.8993	914.6613											
b	1	WB-9	-6541.8765	914.6613											
b	2	GWW-01	-6468.5	663.2											
b	2	GWW-02	-6165.4	665.5											
b	2	GWW-03	-6129.7	831.2											
b	2	J44	-7006	1013			5.38E+01								
b	2	SWMU2-17	-6212.9523	-898.0215				8.42E+00							
b	2	SWMU2-3	-6121.7069	-902.3416	1.39E+01		3.28E+00	7.87E-01							
b	2	SWMU2-9	-6210	-1040	1.05E-01		6.14E-02	4.58E+02							
b	3	J41	-6422	1005			1.68E-01								
b	3	J42	-6616	1007			2.52E-01								
b	3	SWMU2-9	-6210	-1040			8.41E-01	3.67E+01							
b	4	J43	-6791	1010			4.21E+02								
b	4	J44	-7006	1013			1.43E+02								
b	4	P4-G11	-5366.1556	-293.6906	3.17E+00		2.69E-01	3.63E-01							
b	4	SWMU2-13	-6301.9776	-947.4045	3.72E+01		4.50E+02	9.85E+01	1.06E-01						
b	4	SWMU2-3	-6121.7069	-902.3416				1.78E+02							
b	4	SWMU2-5	-6124.1564	-1025.0194				2.27E+02							
b	5	GWW-01	-6468.5	663.2	1.14E+00		1.18E+03	2.04E-01		6.06E-02	4.01E+00	5.98E-01			1.02E-01
b	5	GWW-02	-6165.4	665.5	3.17E-01		3.45E+01			9.23E-03		1.38E-01			
b	5	GWW-03	-6129.7	831.2			1.01E-01								
b	5	J40	-6156	1001			3.53E+01					1.50E-01			
b	5	J42	-6616	1007			4.96E+01								
b	5	J43	-6791	1010			8.41E+02								
b	5	J44	-7006	1013			9.25E+02								
b	5	J49	-6417	371			3.36E+00								
b	5	P4-G11	-5366.1556	-293.6906	2.69E+01		8.78E+02	1.12E+01			4.08E+01				
b	5	P4-G12	-5975.5175	-434.4071	5.29E+01		2.29E+03	9.36E+00			1.13E+02				
b	5	P4-G9	-5308.0737	-973.5677	1.23E+00		4.91E+00	2.26E-01							
b	5	SB-38	-7352.8657	1448.882			3.78E+01					7.48E-01			
b	5	SWMU2-10	-6285.1494	-1010.1558			1.01E+01	7.98E+01							
b	5	SWMU2-13	-6301.9776	-947.4045	1.09E+01		1.35E+02	1.95E+02							
b	5	SWMU2-16	-6263.0825	-849.6193			9.25E-01	2.32E+02							
b	5	SWMU2-17	-6212.9523	-898.0215			4.12E-02	8.75E+00							
b	5	SWMU2-3	-6121.7069	-902.3416			1.85E-01	2.26E+02							
b	5	SWMU2-5	-6124.1564	-1025.0194				2.64E+03							
b	5	SWMU2-9	-6210	-1040			1.26E+00	1.25E+03							
b	McN	GWW-01	-6468.5	663.2			9.25E+00					4.19E-02			
b	McN	GWW-02	-6165.4	665.5	2.77E-01		2.69E+01					1.90E-01			
b	McN	GWW-03	-6129.7	831.2			3.36E+00					1.57E-02			
b	McN	P4-G11	-5366.1556	-293.6906	8.32E+00		2.57E+02	1.90E+00			1.87E+00				
b	McN	P4-G12	-5975.5175	-434.4071	5.17E+01		1.98E+03	2.14E+01			2.38E+01				
b	McN	SWMU2-10	-6285.1494	-1010.1558			3.90E+00	3.94E+00							
b	McN	SWMU2-17	-6212.9523	-898.0215	1.15E+00		1.43E-01	1.82E+02							
b	McN	SWMU2-3	-6121.7069	-902.3416			1.06E-01	4.13E+02							
b	McN	SWMU2-9	-6210	-1040			4.63E+00								
c	2	099-031	-1931.78	-1868.62			2.52E-01								
c	2	099-032	-2011.05	-1783.99			7.57E-02								
c	2	P4-H1	-2356.096	-3494.7688			1.83E+01								
c	3	P4-F5	-2095.58	-2666.5212	1.24E+00		1.18E+02								
c	4	099-005	-1802.61	-1758.8	7.93E-01		1.18E+00								
c	4	099-008	-1803.05	-1488.34	1.49E-01		2.52E-01	2.75E-01							

Individual Borehole Results for Unfiltered Samples
Residential Use Systemic Toxicity - Hazard indices

Area	HU	Location	Admin. East	Admin. North	cis-1,2-DCE	Methylene chloride	TCE	1,1-DCE	trans-1,2-DCE	PCE	Carbon tet.	Chloroform	Bromo-dichloromethane	Toluene	1,2-DCA
c	4	099-011	-1548.43	-1682.2			4.21E-02								
c	4	099-035	-1653.61	-1681.87											
c	4	P4-F3	-3058.9545	-1614.5122	2.38E+00		7.91E-01								
c	4	P4-F4	-2345.6914	-2171.3444			2.35E+00								
c	4	P4-G8	-4859.6909	-628.8469	4.36E+00		6.73E-02								
c	4	P4-H6	-3730.9532	-3491.5712	1.75E+00		1.68E-01								
c	5	099-034	-1880.81	-2034.22	2.48E-01		4.37E+01	1.32E+00							
c	5	099-035	-1653.61	-1681.87	1.78E-01		2.94E+01								
c	5	099-037	-2336.73	-2895.83			1.68E-01	1.10E+00							
c	5	193-023	-2636.77	-2835.02			8.41E-02								
c	5	193-025	-2718.69	-2870.27			1.51E+01								
c	5	P4-E1	-3280.9132	-740.0572	2.57E+01		5.47E+00	2.20E-01		2.91E-01	1.87E+01				
c	5	P4-E2	-2327.532	-295.8654	3.01E+00		4.52E+00								
c	5	P4-E4	-1979.5676	-782.4152	7.88E+00		6.83E+01	3.96E-01			9.34E-01				
c	5	P4-E6	-1606.9407	-1894.5031	5.72E+00		4.37E+01	1.26E+00			2.38E+00				
c	5	P4-E8	-1521.5779	-2228.1898			5.39E+01				8.49E-01				
c	5	P4-F1	-3429.4386	-644.7423	2.19E+01		2.15E+02	1.27E-01							
c	5	P4-F2	-3295.9732	-1021.4207	8.22E+00		5.52E+01	1.10E-01			8.49E-01				
c	5	P4-F3	-3058.9545	-1614.5122	6.19E+00		2.78E+01	1.60E-01			2.89E-01				
c	5	P4-F4	-2345.6914	-2171.3444	2.60E+01		4.54E+01	3.14E+00			8.49E-01				
c	5	P4-F5	-2095.58	-2666.5212	9.41E-01		4.71E+01	1.16E+01							
c	5	P4-F6	-4394.6382	-207.7991	2.42E+01		6.26E+01	1.11E-01			4.25E-02				
c	5	P4-F7	-4612.2587	-106.6878	3.28E+01		2.35E+01	1.36E+00							
c	5	P4-F8	-4614	880	6.84E+00		3.62E+00	1.38E+00							
c	5	P4-G5	-3440.0638	-2879.2607	4.89E+00		4.21E+01				4.67E+00				
c	5	P4-G7	-2277.0149	-3070.5899	4.94E+01		6.06E-01	2.76E+00			2.09E+01				
c	5	P4-G8	-4859.6909	-628.8469	2.93E+01		5.74E+02	1.04E+01			1.26E+02				
c	5	P4-H6	-3730.9532	-3491.5712	1.37E+00		1.85E-01								
c	McN	193-025	-2718.69	-2870.27			9.25E+00	1.93E-02							
c	McN	P4-E8	-1521.5779	-2228.1898			2.52E-01								
c	McN	P4-F1	-3429.4386	-644.7423			1.35E-01								
c	McN	P4-F2	-3295.9732	-1021.4207			1.60E+00								
c	McN	P4-F3	-3058.9545	-1614.5122			1.68E-02								
c	McN	P4-F4	-2345.6914	-2171.3444	1.59E+00		8.41E-02								
c	McN	P4-F5	-2095.58	-2666.5212	4.11E+00		8.41E-02								
c	McN	P4-F6	-4394.6382	-207.7991			8.41E-02								
c	McN	P4-F7	-4612.2587	-106.6878	7.63E-01		6.56E-01	7.70E-01	3.19E-01						
c	McN	P4-F8	-4614	880	8.42E-01										
c	McN	P4-G5	-3440.0638	-2879.2607	1.14E+00		1.09E+00								
c	McN	P4-G8	-4859.6909	-628.8469	7.98E+00		4.02E+02	7.24E+00			2.89E+00				
c	PCK	P4-E8	-1521.5779	-2228.1898			1.24E+02								
c	PCK	P4-F3	-3058.9545	-1614.5122			1.85E+00								
c	Terrace	193-16	-2371.0285	-3610.3378			1.79E+01								
d	1	720-002	-5139.9	-2607.94	2.43E+00		1.25E+01	2.53E+00	1.58E+00						
d	2	193-18	-4072.373	-3222.3329											
d	2	36-SB-001	-6132.0168	-2163.6936			5.32E+00								
d	2	36-SB-002	-6109.256	-2168.7083			2.04E-01								
d	2	36-SB-003	-6111.6754	-2120.3964			3.34E+00								
d	2	36-SB-004	-6097.4683	-2151.3233			3.85E+01								
d	2	36-SB-005	-6106.8292	-2150.8814	1.54E-01		1.47E+01								
d	2	38-SB-003	-6967.7899	-2752.9887			1.68E-02								
d	2	720-003	-5375.03	-2606.98			3.87E+00		1.06E-01						
d	2	720-011	-4991.11	-2298.46			7.74E-01	1.10E-01							
d	2	720-024	-5621.74	-2668.03			1.68E-02								
d	3	001-173	-6950.58	-1719.97			2.62E+01	3.85E-01	1.14E+00						

Individual Borehole Results for Unfiltered Samples
Residential Use Systemic Toxicity - Hazard indices

Area	HU	Location	Admin. East	Admin. North	cis-1,2-DCE	Methylene chloride	TCE	1,1-DCE	trans-1,2-DCE	PCE	Carbon tet.	Chloroform	Bromo-dichloromethane	Toluene	1,2-DCA
d	3	193-028	-4055.47	-3081.83											
d	3	720-011	-4991.11	-2298.46	1.44E+00		2.10E+00	1.10E-02	6.18E-01						
d	3	720-022	-5139.77	-2676.87			1.35E-01								
d	3	P4-H5	-4063.253	-3288.0224	9.91E-01		1.35E-01								
d	4	001-184	-7344.02	-1191.7			1.68E-02								
d	4	099-038	-3478.65	-2467.24			7.57E-01								
d	4	193-032	-3537.01	-3064.28			1.51E-01								
d	4	193-041	-3714.47	-2462.04			6.06E+00								
d	4	720-010	-4900.73	-2229.59			6.14E+00	9.36E-02	1.56E-01						
d	5	001-175	-7197.43	-1684.69			9.25E+00	2.20E-02							
d	5	001-176	-6594.89	-1699.48			5.55E+00	3.85E-02				1.53E-01			
d	5	001-177	-6719.08	-1856.93			8.41E-01	5.50E-03							
d	5	001-178	-7139.25	-1956.07			1.26E+00								
d	5	001-180	-7396.07	-1414.73			6.31E+00	2.75E-02							
d	5	001-181	-6080.72	-1725.62			1.20E+01	3.85E-02							
d	5	001-182	-7200.19	-1275.04	2.23E-01		1.33E+02	2.92E-01	5.69E-01						
d	5	001-183	-7601.83	-1041.72			1.01E+00								
d	5	001-184	-7344.02	-1191.7	1.29E-01		2.02E+01	1.21E-01							
d	5	091-001	-6899.08	-1048.26	6.19E-01		5.73E+00	1.05E+00	1.41E-01						
d	5	091-002	-6939.9	-907.39			9.42E+00	6.05E-02	1.66E-01						
d	5	099-038	-3478.65	-2467.24	2.97E-01		1.35E+01	1.10E-02							
d	5	193-028	-4055.47	-3081.83			2.44E-02								
d	5	193-031	-3896.84	-3348.43			1.68E-01								
d	5	193-032	-3537.01	-3064.28			3.36E+00								
d	5	193-041	-3714.47	-2462.04			2.78E+01								
d	5	193-20	-3688.4901	-2894.868			1.36E+01								
d	5	720-010	-4900.73	-2229.59			4.37E+00	1.10E-02							
d	5	720-011	-4991.11	-2298.46			3.11E+00	3.85E-02	3.46E-01						
d	5	720-012	-5152.5	-2730.98			1.01E+00								
d	5	720-013	-5931.03	-2417.82	5.95E-01		4.79E+00		2.47E-01						
d	5	720-014	-5930.34	-2265.73	2.23E-01		1.18E+00								
d	5	720-015	-5939.88	-2056.41	9.91E-01		4.17E+01	4.95E-01	1.85E-01						
d	5	720-016	-5698.82	-1977.44			6.81E+01	6.60E-01	2.97E-01						
d	5	720-017	-5429.73	-2065.63	1.14E+00		7.24E+01	3.36E-01	5.69E-01						
d	5	720-018	-5185.43	-2035.15	1.54E+00		1.06E+02	2.97E+00							
d	5	720-019	-4931.91	-2492.84	2.33E-01		8.66E+00								
d	5	720-026	-5792.91	-1729.12	5.45E-01		7.59E+01	1.71E+00		5.05E-02	1.02E+01	1.45E-01			
d	5	720-028	-4565.85	-2631.76	2.48E-01		6.56E+00								
d	5	720-029	-4860.19	-1960.29			3.28E+00	1.94E-01		2.53E-02					
d	5	P4-G3	-3870.9975	-2097.037	2.30E+01		2.05E+01	1.84E+00							
d	5	P4-H5	-4063.253	-3288.0224	4.16E+00		1.68E-01								
d	5	P4-H7	-5030.8312	-2051.7808	1.40E+01		1.01E+03	5.06E+00			5.69E+00				
d	McN	001-177	-6719.08	-1856.93			7.40E-01								
d	McN	001-180	-7396.07	-1414.73			6.73E-02								
d	McN	001-181	-6080.72	-1725.62			1.26E+00								
d	McN	001-183	-7601.83	-1041.72			4.21E-01								
d	McN	091-002	-6939.9	-907.39			1.60E-01								
d	McN	099-038	-3478.65	-2467.24			1.68E-02								
d	McN	193-031	-3896.84	-3348.43			4.21E-02								
d	McN	193-032	-3537.01	-3064.28			1.93E+00								
d	McN	193-041	-3714.47	-2462.04			3.53E+00								
d	McN	720-014	-5930.34	-2265.73			2.52E-01								
d	McN	720-015	-5939.88	-2056.41			1.68E-02								
d	McN	720-017	-5429.73	-2065.63			8.52E+01	5.50E-01							
d	McN	720-019	-4931.91	-2492.84			3.36E-02								

Individual Borehole Results for Unfiltered Samples
Residential Use Systemic Toxicity - Hazard indices

Area	HU	Location	Admin. East	Admin. North	cis-1,2-DCE	Methylene chloride	TCE	1,1-DCE	trans-1,2-DCE	PCE	Carbon tet.	Chloroform	Bromo-dichloromethane	Toluene	1,2-DCA
d	McN	720-028	-4565.85	-2631.76			1.68E-02								
d	McN	720-029	-4860.19	-1960.29			9.25E-01	1.10E-02							
d	McN	P4-H5	-4063.253	-3288.0224	8.42E+00		4.21E-02								
d	McN	P4-H7	-5030.8312	-2051.7808			3.53E-01								
d	PCK	P4-G3	-3870.9975	-2097.037			2.52E-02								
d	PCK	P4-H5	-4063.253	-3288.0224			2.52E-01								
d	PCK	P4-H7	-5030.8312	-2051.7808	2.48E-01		4.04E+00	1.87E+00							
e	5	J22	-6608.06	3112.38			4.54E+00					1.50E-02			
e	5	J24	-7489.59	3112.22			1.60E+01								
e	5	J25	-7906.7148	3091.4299			4.04E+02			2.53E-02		2.16E-01			
e	5	J3	-5261.52	5985.84											
e	5	J6	-6547.55	6684.97			3.03E+01			7.58E-03		2.99E-02			
e	5	J7	-6984.7	6917.24			2.52E-01								
f	2	099-022	-1256.11	-1940.36											
f	2	204-03	-1356.1	-2698.6						6.32E-02					
f	2	204-031	-1287.19	-2204.97			1.68E-01	5.50E-03							
f	2	204-15	-1053.2	-2897.9			1.60E+00								
f	2	204-17	-1198.1	-2760			2.61E+00								
f	2	204-20	-1192.3	-2533.8			3.33E+01								
f	2	P4-E7	-931.348	-1914.7858	8.92E-01										
f	4	204-031	-1287.19	-2204.97			1.60E+00								
f	4	P4-B3	3008.8757	3751.9217			5.11E+00								
f	4	P4-B4	3347.2	3650.7149	8.12E-01		2.02E+01	3.85E-02							
f	5	204-031	-1287.19	-2204.97	2.97E-01		6.48E+01	5.50E-03							
f	5	P4-A2	3867.2115	5705.6378	1.15E+00		4.26E+00								
f	5	P4-A3	4229.1982	5697.7632	9.36E-01		3.20E-01								
f	5	P4-B3	3008.8757	3751.9217	1.36E+00		1.55E+01								
f	5	P4-B4	3347.2	3650.7149	1.48E+00		3.69E+01	1.82E-01			1.87E+00				
f	5	P4-B5	3590.3068	3429.5593			1.68E+01								
f	5	P4-C2	-1030.1049	3123.9799	2.64E+00		4.63E-01				2.55E-01				
f	5	P4-C4	-282.5417	3074.7198			2.20E+00								
f	5	P4-C5	912.4176	2753.4711			2.35E+01	6.60E-02							
f	5	P4-C7	1357.7859	2096.1544			3.89E+01								
f	5	P4-C9	1791.0046	1182.0304			1.48E+02	6.05E-02							
f	5	P4-D10	-733.3755	-1655.0762			1.45E+02								
f	5	P4-D11	-720.7784	-2007.5525			1.35E-01								
f	5	P4-D12A	-755.1116	-1651.7776			2.61E+02								
f	5	P4-D4	-1815.0666	1413.0026	1.49E-01		5.11E+00								
f	5	P4-D5	-1135.8073	1551.1263	1.44E+00		5.13E+00								
f	5	P4-D6	-725.2591	887.8336			8.24E+00								
f	5	P4-D7	-723.0174	-35.5704			1.60E+01	2.48E-01							
f	5	P4-D8	-686.0962	-604.138			1.17E+01	4.24E-01			8.49E-01				
f	5	P4-D9	-639.7793	-1223.6622			6.73E+01	9.16E-01							
f	5	P4-E7	-931.348	-1914.7858			1.99E+02								
f	5	SB40	1583.4313	831.505			1.60E+02								
f	McN	P4-B3	3008.8757	3751.9217			9.25E-02								
f	McN	P4-B4	3347.2	3650.7149			1.68E-01								
f	McN	P4-C2	-1030.1049	3123.9799			2.27E-01								
f	McN	P4-C4	-282.5417	3074.7198			1.43E+00								
f	McN	P4-D10	-733.3755	-1655.0762			3.48E+01								
f	McN	P4-D11	-720.7784	-2007.5525			1.09E-01								
f	McN	P4-D12	-682.9716	-1645.6319			8.41E-02								
f	McN	P4-D12A	-755.1116	-1651.7776	7.58E-01		1.18E+00								
f	McN	P4-D5	-1135.8073	1551.1263			2.78E-01								
f	McN	P4-D6	-725.2591	887.8336			1.26E-01								

Individual Borehole Results for Unfiltered Samples
Residential Use Systemic Toxicity - Hazard indices

Area	HU	Location	Admin. East	Admin. North	cis-1,2-DCE	Methylene chloride	TCE	1,1-DCE	trans-1,2-DCE	PCE	Carbon tet.	Chloroform	Bromo-dichloromethane	Toluene	1,2-DCA
f	McN	P4-D9	-639.7793	-1223.6622			4.21E-01								
f	McN	P4-E7	-931.348	-1914.7858	1.39E+00		1.35E-01								
f	McN	SB47	1464.5559	64.4356			8.41E-02								
f	PCK	P4-B3	3008.8757	3751.9217			1.51E+01								
f	PCK	P4-D8	-686.0962	-604.138			1.00E+01	3.30E-01							
f	PCK	SB39	1672.1957	506.6573			1.43E+01								
f	Terrace	204-029	-980.92	-2451.33											
h	Terrace	204-06	-1342	-3614.4			4.21E-01								
h	Terrace	204-08	-1125.4	-3715.6			5.05E-01								
i	5	J19	-5305.44	3195.21											
i	5	J21	-6182.54	3053.57			9.25E-01					1.50E-02			
k	TG	08-SB-001	-8034.6285	-3534.2087		8.05E-03									

Individual Borehole Results for Unfiltered Samples
Residential Use Systemic Toxicity - Hazard indices

Area	HU	Location	Admin. East	Admin. North	Dibromo-chloromethane	Ethylbenzene	Chloro-benzene	Dimethyl-benzene	Benzene	1,1-DCA	Acetone	1,2-DCE	1,1,2-TCA	2-Butanone
a	2	040-009	-4062.38	-1184.85										
a	2	400-018	-4262.79	-1794.2										
a	2	P4-G2	-3913.1768	-1008.8133										
a	3	400-083	-4442.44	-1383.88										
a	4	400-037	-4116.04	-1784.37										
a	4	400-038	-4097.59	-1648.57										
a	4	400-048	-3943.5	-1420.75										
a	4	400-215	-4091.81	-1921.36										
a	5	026-001	-4248.21	-992.98										
a	5	400-034	-4404.04	-1078.69										
a	5	400-035	-4404.16	-1294.38										
a	5	400-036	-4409.28	-1607.31										
a	5	400-037	-4116.04	-1784.37										
a	5	400-038	-4097.59	-1648.57										
a	5	400-039	-3942.98	-1071.54										
a	5	400-040	-4413.94	-1302.12										
a	5	400-041	-4404.34	-1556.2										
a	5	400-042	-4192.06	-1169.64										
a	5	400-043	-4463.86	-1074.84										
a	5	400-044	-4562.41	-1440.12										
a	5	400-045	-4442.75	-1770.03										
a	5	400-046	-4030.16	-1566										
a	5	400-047	-4071.83	-1476.06										
a	5	400-048	-3943.5	-1420.75										
a	5	400-049	-3573.08	-1232.17										
a	5	400-052	-3635.33	-1074.21										
a	5	400-053	-3635.21	-906.74										
a	5	400-206	-4564.09	-1076.08										
a	5	400-208	-4404.16	-1083.87										
a	5	400-210	-4403.56	-1289.51										
a	5	400-212	-3939.16	-1062.27										
a	5	400-213	-4750.4	-1755.47										
a	5	400-214	-4368.52	-1971.11										
a	5	400-215	-4091.81	-1921.36										
a	5	P4-G1	-4554.4201	-1005.4503										
a	5	P4-G2	-3913.1768	-1008.8133										
a	McN	026-001	-4248.21	-992.98										
a	McN	400-034	-4404.04	-1078.69										
a	McN	400-035	-4404.16	-1294.38										
a	McN	400-036	-4409.28	-1607.31										
a	McN	400-037	-4116.04	-1784.37										
a	McN	400-038	-4097.59	-1648.57										
a	McN	400-039	-3942.98	-1071.54										
a	McN	400-040	-4413.94	-1302.12	9.48E-02									
a	McN	400-041	-4404.34	-1556.2	2.48E-02									
a	McN	400-043	-4463.86	-1074.84										
a	McN	400-044	-4562.41	-1440.12										
a	McN	400-048	-3943.5	-1420.75										
a	McN	400-053	-3635.21	-906.74										
a	McN	400-206	-4564.09	-1076.08										
a	McN	400-207	-4111.01	-1783.02										
a	McN	P4-G1	-4554.4201	-1005.4503										
a	McN	P4-G2	-3913.1768	-1008.8133										
b	1	WB-1	-7074.9604	942.1181		2.46E-02	1.26E+00	7.56E-03	6.26E-01	2.64E-01				
b	1	WB-12	-6740.257	785.5127		9.60E-02		5.29E-02	9.77E-01	3.63E-01	2.57E-01			

Individual Borehole Results for Unfiltered Samples
Residential Use Systemic Toxicity - Hazard indices

Area	HU	Location	Admin. East	Admin. North	Dibromo-chloromethane	Ethylbenzene	Chloro-benzene	Dimethyl-benzene	Benzene	1,1-DCA	Acetone	1,2-DCE	1,1,2-TCA	2-Butanone
b	1	WB-13	-6619.194	777.3773		3.57E-03		1.84E-03						
b	1	WB-4	-6930.4988	960.4226			7.34E+00		1.35E+00					
b	1	WB-7	-6681.2515	914.6613		1.18E-02		6.05E-03	5.26E-01					
b	1	WB-8	-6601.8993	914.6613		2.68E-02		1.36E-02	7.51E-01					
b	1	WB-9	-6541.8765	914.6613					1.85E-01					
b	2	GWW-01	-6468.5	663.2							7.42E-01			
b	2	GWW-02	-6165.4	665.5							1.88E-01			
b	2	GWW-03	-6129.7	831.2							8.41E+00			
b	2	J44	-7006	1013										
b	2	SWMU2-17	-6212.9523	-898.0215										
b	2	SWMU2-3	-6121.7069	-902.3416										
b	2	SWMU2-9	-6210	-1040										
b	3	J41	-6422	1005										
b	3	J42	-6616	1007										
b	3	SWMU2-9	-6210	-1040										
b	4	J43	-6791	1010								2.09E+01		
b	4	J44	-7006	1013										
b	4	P4-G11	-5366.1556	-293.6906										
b	4	SWMU2-13	-6301.9776	-947.4045										
b	4	SWMU2-3	-6121.7069	-902.3416										
b	4	SWMU2-5	-6124.1564	-1025.0194										
b	5	GWW-01	-6468.5	663.2							1.12E-01		1.11E+00	
b	5	GWW-02	-6165.4	665.5					3.13E-01		1.27E+00			8.96E-02
b	5	GWW-03	-6129.7	831.2							1.38E-01			
b	5	J40	-6156	1001								1.37E-01		
b	5	J42	-6616	1007										
b	5	J43	-6791	1010								2.03E+01		
b	5	J44	-7006	1013										
b	5	J49	-6417	371										
b	5	P4-G11	-5366.1556	-293.6906										
b	5	P4-G12	-5975.5175	-434.4071										
b	5	P4-G9	-5308.0737	-973.5677										
b	5	SB-38	-7352.8657	1448.882										
b	5	SWMU2-10	-6285.1494	-1010.1558										
b	5	SWMU2-13	-6301.9776	-947.4045										
b	5	SWMU2-16	-6263.0825	-849.6193										
b	5	SWMU2-17	-6212.9523	-898.0215										
b	5	SWMU2-3	-6121.7069	-902.3416										
b	5	SWMU2-5	-6124.1564	-1025.0194										
b	5	SWMU2-9	-6210	-1040										
b	McN	GWW-01	-6468.5	663.2										
b	McN	GWW-02	-6165.4	665.5							9.89E-01			
b	McN	GWW-03	-6129.7	831.2										
b	McN	P4-G11	-5366.1556	-293.6906										
b	McN	P4-G12	-5975.5175	-434.4071										
b	McN	SWMU2-10	-6285.1494	-1010.1558										
b	McN	SWMU2-17	-6212.9523	-898.0215										
b	McN	SWMU2-3	-6121.7069	-902.3416										
b	McN	SWMU2-9	-6210	-1040										
c	2	099-031	-1931.78	-1868.62										
c	2	099-032	-2011.05	-1783.99										
c	2	P4-H1	-2356.096	-3494.7688										
c	3	P4-F5	-2095.58	-2666.5212										
c	4	099-005	-1802.61	-1758.8										
c	4	099-008	-1803.05	-1488.34										

Individual Borehole Results for Unfiltered Samples
Residential Use Systemic Toxicity - Hazard indices

Area	HU	Location	Admin. East	Admin. North	Dibromo-chloromethane	Ethylbenzene	Chloro-benzene	Dimethyl-benzene	Benzene	1,1-DCA	Acetone	1,2-DCE	1,1,2-TCA	2-Butanone
c	4	099-011	-1548.43	-1682.2										
c	4	099-035	-1653.61	-1681.87										
c	4	P4-F3	-3058.9545	-1614.5122										
c	4	P4-F4	-2345.6914	-2171.3444										
c	4	P4-G8	-4859.6909	-628.8469										
c	4	P4-H6	-3730.9532	-3491.5712										
c	5	099-034	-1880.81	-2034.22										
c	5	099-035	-1653.61	-1681.87										
c	5	099-037	-2336.73	-2895.83										
c	5	193-023	-2636.77	-2835.02							1.63E-01			
c	5	193-025	-2718.69	-2870.27										
c	5	P4-E1	-3280.9132	-740.0572										
c	5	P4-E2	-2327.532	-295.8654										
c	5	P4-E4	-1979.5676	-782.4152										
c	5	P4-E6	-1606.9407	-1894.5031										
c	5	P4-E8	-1521.5779	-2228.1898										
c	5	P4-F1	-3429.4386	-644.7423										
c	5	P4-F2	-3295.9732	-1021.4207										
c	5	P4-F3	-3058.9545	-1614.5122										
c	5	P4-F4	-2345.6914	-2171.3444										
c	5	P4-F5	-2095.58	-2666.5212						1.28E-01				
c	5	P4-F6	-4394.6382	-207.7991										
c	5	P4-F7	-4612.2587	-106.6878										
c	5	P4-F8	-4614	880										
c	5	P4-G5	-3440.0638	-2879.2607										
c	5	P4-G7	-2277.0149	-3070.5899										
c	5	P4-G8	-4859.6909	-628.8469										
c	5	P4-H6	-3730.9532	-3491.5712										
c	McN	193-025	-2718.69	-2870.27										
c	McN	P4-E8	-1521.5779	-2228.1898										
c	McN	P4-F1	-3429.4386	-644.7423										
c	McN	P4-F2	-3295.9732	-1021.4207										
c	McN	P4-F3	-3058.9545	-1614.5122										
c	McN	P4-F4	-2345.6914	-2171.3444										
c	McN	P4-F5	-2095.58	-2666.5212										
c	McN	P4-F6	-4394.6382	-207.7991										
c	McN	P4-F7	-4612.2587	-106.6878										
c	McN	P4-F8	-4614	880										
c	McN	P4-G5	-3440.0638	-2879.2607										
c	McN	P4-G8	-4859.6909	-628.8469										
c	PCK	P4-E8	-1521.5779	-2228.1898										
c	PCK	P4-F3	-3058.9545	-1614.5122										
c	Terrace	193-16	-2371.0285	-3610.3378										
d	1	720-002	-5139.9	-2607.94										
d	2	193-18	-4072.373	-3222.3329								3.09E+01		
d	2	36-SB-001	-6132.0168	-2163.6936				2.43E-04						
d	2	36-SB-002	-6109.256	-2168.7083										
d	2	36-SB-003	-6111.6754	-2120.3964										
d	2	36-SB-004	-6097.4683	-2151.3233				3.06E-04						
d	2	36-SB-005	-6106.8292	-2150.8814										
d	2	38-SB-003	-6967.7899	-2752.9887										
d	2	720-003	-5375.03	-2606.98										
d	2	720-011	-4991.11	-2298.46										
d	2	720-024	-5621.74	-2668.03										
d	3	001-173	-6950.58	-1719.97										

Individual Borehole Results for Unfiltered Samples
Residential Use Systemic Toxicity - Hazard indices

Area	HU	Location	Admin. East	Admin. North	Dibromo-chloromethane	Ethylbenzene	Chloro-benzene	Dimethyl-benzene	Benzene	1,1-DCA	Acetone	1,2-DCE	1,1,2-TCA	2-Butanone
d	3	193-028	-4055.47	-3081.83										
d	3	720-011	-4991.11	-2298.46										
d	3	720-022	-5139.77	-2676.87										
d	3	P4-H5	-4063.253	-3288.0224										
d	4	001-184	-7344.02	-1191.7										
d	4	099-038	-3478.65	-2467.24										
d	4	193-032	-3537.01	-3064.28										
d	4	193-041	-3714.47	-2462.04										
d	4	720-010	-4900.73	-2229.59										
d	5	001-175	-7197.43	-1684.69										
d	5	001-176	-6594.89	-1699.48										
d	5	001-177	-6719.08	-1856.93										
d	5	001-178	-7139.25	-1956.07										
d	5	001-180	-7396.07	-1414.73										
d	5	001-181	-6080.72	-1725.62										
d	5	001-182	-7200.19	-1275.04										
d	5	001-183	-7601.83	-1041.72										
d	5	001-184	-7344.02	-1191.7										
d	5	091-001	-6899.08	-1048.26										
d	5	091-002	-6939.9	-907.39										
d	5	099-038	-3478.65	-2467.24										
d	5	193-028	-4055.47	-3081.83										
d	5	193-031	-3896.84	-3348.43										
d	5	193-032	-3537.01	-3064.28										
d	5	193-041	-3714.47	-2462.04										
d	5	193-20	-3688.4901	-2894.868										
d	5	720-010	-4900.73	-2229.59										
d	5	720-011	-4991.11	-2298.46										
d	5	720-012	-5152.5	-2730.98										
d	5	720-013	-5931.03	-2417.82										
d	5	720-014	-5930.34	-2265.73										
d	5	720-015	-5939.88	-2056.41										
d	5	720-016	-5698.82	-1977.44										
d	5	720-017	-5429.73	-2065.63										
d	5	720-018	-5185.43	-2035.15										
d	5	720-019	-4931.91	-2492.84										
d	5	720-026	-5792.91	-1729.12										
d	5	720-028	-4565.85	-2631.76										
d	5	720-029	-4860.19	-1960.29										
d	5	P4-G3	-3870.9975	-2097.037										
d	5	P4-H5	-4063.253	-3288.0224										
d	5	P4-H7	-5030.8312	-2051.7808										
d	McN	001-177	-6719.08	-1856.93										
d	McN	001-180	-7396.07	-1414.73										
d	McN	001-181	-6080.72	-1725.62										
d	McN	001-183	-7601.83	-1041.72										
d	McN	091-002	-6939.9	-907.39										
d	McN	099-038	-3478.65	-2467.24										
d	McN	193-031	-3896.84	-3348.43										
d	McN	193-032	-3537.01	-3064.28										
d	McN	193-041	-3714.47	-2462.04										
d	McN	720-014	-5930.34	-2265.73										
d	McN	720-015	-5939.88	-2056.41										
d	McN	720-017	-5429.73	-2065.63										
d	McN	720-019	-4931.91	-2492.84										

Individual Borehole Results for Unfiltered Samples
Residential Use Systemic Toxicity - Hazard indices

Area	HU	Location	Admin. East	Admin. North	Dibromo-chloromethane	Ethylbenzene	Chloro-benzene	Dimethyl-benzene	Benzene	1,1-DCA	Acetone	1,2-DCE	1,1,2-TCA	2-Butanone
d	McN	720-028	-4565.85	-2631.76										
d	McN	720-029	-4860.19	-1960.29										
d	McN	P4-H5	-4063.253	-3288.0224										
d	McN	P4-H7	-5030.8312	-2051.7808										
d	PCK	P4-G3	-3870.9975	-2097.037										
d	PCK	P4-H5	-4063.253	-3288.0224										
d	PCK	P4-H7	-5030.8312	-2051.7808										
e	5	J22	-6608.06	3112.38					2.50E-01					
e	5	J24	-7489.59	3112.22										
e	5	J25	-7906.7148	3091.4299					5.01E-01			1.18E+00	3.10E-01	
e	5	J3	-5261.52	5985.84					1.25E+00					
e	5	J6	-6547.55	6684.97								1.10E-01		
e	5	J7	-6984.7	6917.24					2.25E-01					
f	2	099-022	-1256.11	-1940.36										
f	2	204-03	-1356.1	-2698.6										
f	2	204-031	-1287.19	-2204.97										
f	2	204-15	-1053.2	-2897.9										
f	2	204-17	-1198.1	-2760										
f	2	204-20	-1192.3	-2533.8										
f	2	P4-E7	-931.348	-1914.7858										
f	4	204-031	-1287.19	-2204.97										
f	4	P4-B3	3008.8757	3751.9217										
f	4	P4-B4	3347.2	3650.7149										
f	5	204-031	-1287.19	-2204.97										
f	5	P4-A2	3867.2115	5705.6378										
f	5	P4-A3	4229.1982	5697.7632										
f	5	P4-B3	3008.8757	3751.9217										
f	5	P4-B4	3347.2	3650.7149										
f	5	P4-B5	3590.3068	3429.5593										
f	5	P4-C2	-1030.1049	3123.9799										
f	5	P4-C4	-282.5417	3074.7198										
f	5	P4-C5	912.4176	2753.4711										
f	5	P4-C7	1357.7859	2096.1544										
f	5	P4-C9	1791.0046	1182.0304										
f	5	P4-D10	-733.3755	-1655.0762										
f	5	P4-D11	-720.7784	-2007.5525										
f	5	P4-D12A	-755.1116	-1651.7776										
f	5	P4-D4	-1815.0666	1413.0026										
f	5	P4-D5	-1135.8073	1551.1263										
f	5	P4-D6	-725.2591	887.8336										
f	5	P4-D7	-723.0174	-35.5704										
f	5	P4-D8	-686.0962	-604.138										
f	5	P4-D9	-639.7793	-1223.6622										
f	5	P4-E7	-931.348	-1914.7858										
f	5	SB40	1583.4313	831.505										
f	McN	P4-B3	3008.8757	3751.9217										
f	McN	P4-B4	3347.2	3650.7149										
f	McN	P4-C2	-1030.1049	3123.9799										
f	McN	P4-C4	-282.5417	3074.7198										
f	McN	P4-D10	-733.3755	-1655.0762										
f	McN	P4-D11	-720.7784	-2007.5525										
f	McN	P4-D12	-682.9716	-1645.6319										
f	McN	P4-D12A	-755.1116	-1651.7776										
f	McN	P4-D5	-1135.8073	1551.1263										
f	McN	P4-D6	-725.2591	887.8336										

Individual Borehole Results for Unfiltered Samples
Residential Use Systemic Toxicity - Hazard indices

Area	HU	Location	Admin. East	Admin. North	Dibromo-chloromethane	Ethylbenzene	Chloro-benzene	Dimethyl-benzene	Benzene	1,1-DCA	Acetone	1,2-DCE	1,1,2-TCA	2-Butanone
f	McN	P4-D9	-639.7793	-1223.6622										
f	McN	P4-E7	-931.348	-1914.7858										
f	McN	SB47	1464.5559	64.4356										
f	PCK	P4-B3	3008.8757	3751.9217										
f	PCK	P4-D8	-686.0962	-604.138										
f	PCK	SB39	1672.1957	506.6573										
f	Terrace	204-029	-980.92	-2451.33										
h	Terrace	204-06	-1342	-3614.4										
h	Terrace	204-08	-1125.4	-3715.6										
i	5	J19	-5305.44	3195.21					1.75E-01					
i	5	J21	-6182.54	3053.57					1.50E-01					
k	TG	08-SB-001	-8034.6285	-3534.2087										

Individual Borehole Results for Unfiltered Samples
Residential Use Systemic Toxicity - Hazard indices

Area	HU	Location	Admin. East	Admin. North	Pyrene	Fluoranthene	Al	Ba	Be	Cr	Co	Fe	Mn	Hg	Va
a	2	040-009	-4062.38	-1184.85											
a	2	400-018	-4262.79	-1794.2											
a	2	P4-G2	-3913.1768	-1008.8133											
a	3	400-083	-4442.44	-1383.88											
a	4	400-037	-4116.04	-1784.37											
a	4	400-038	-4097.59	-1648.57											
a	4	400-048	-3943.5	-1420.75											
a	4	400-215	-4091.81	-1921.36											
a	5	026-001	-4248.21	-992.98											
a	5	400-034	-4404.04	-1078.69											
a	5	400-035	-4404.16	-1294.38											
a	5	400-036	-4409.28	-1607.31											
a	5	400-037	-4116.04	-1784.37											
a	5	400-038	-4097.59	-1648.57											
a	5	400-039	-3942.98	-1071.54											
a	5	400-040	-4413.94	-1302.12											
a	5	400-041	-4404.34	-1556.2											
a	5	400-042	-4192.06	-1169.64											
a	5	400-043	-4463.86	-1074.84											
a	5	400-044	-4562.41	-1440.12											
a	5	400-045	-4442.75	-1770.03											
a	5	400-046	-4030.16	-1566											
a	5	400-047	-4071.83	-1476.06											
a	5	400-048	-3943.5	-1420.75											
a	5	400-049	-3573.08	-1232.17											
a	5	400-052	-3635.33	-1074.21											
a	5	400-053	-3635.21	-906.74											
a	5	400-206	-4564.09	-1076.08											
a	5	400-208	-4404.16	-1083.87											
a	5	400-210	-4403.56	-1289.51											
a	5	400-212	-3939.16	-1062.27											
a	5	400-213	-4750.4	-1755.47											
a	5	400-214	-4368.52	-1971.11											
a	5	400-215	-4091.81	-1921.36											
a	5	P4-G1	-4554.4201	-1005.4503											
a	5	P4-G2	-3913.1768	-1008.8133											
a	McN	026-001	-4248.21	-992.98											
a	McN	400-034	-4404.04	-1078.69											
a	McN	400-035	-4404.16	-1294.38											
a	McN	400-036	-4409.28	-1607.31											
a	McN	400-037	-4116.04	-1784.37											
a	McN	400-038	-4097.59	-1648.57											
a	McN	400-039	-3942.98	-1071.54											
a	McN	400-040	-4413.94	-1302.12											
a	McN	400-041	-4404.34	-1556.2											
a	McN	400-043	-4463.86	-1074.84											
a	McN	400-044	-4562.41	-1440.12											
a	McN	400-048	-3943.5	-1420.75											
a	McN	400-053	-3635.21	-906.74											
a	McN	400-206	-4564.09	-1076.08											
a	McN	400-207	-4111.01	-1783.02											
a	McN	P4-G1	-4554.4201	-1005.4503											
a	McN	P4-G2	-3913.1768	-1008.8133											
b	1	WB-1	-7074.9604	942.1181											
b	1	WB-12	-6740.257	785.5127											

Individual Borehole Results for Unfiltered Samples
Residential Use Systemic Toxicity - Hazard indices

Area	HU	Location	Admin. East	Admin. North	Pyrene	Fluoranthene	Al	Ba	Be	Cr	Co	Fe	Mn	Hg	Va
b	1	WB-13	-6619.194	777.3773											
b	1	WB-4	-6930.4988	960.4226											
b	1	WB-7	-6681.2515	914.6613											
b	1	WB-8	-6601.8993	914.6613											
b	1	WB-9	-6541.8765	914.6613											
b	2	GWW-01	-6468.5	663.2											
b	2	GWW-02	-6165.4	665.5											
b	2	GWW-03	-6129.7	831.2											
b	2	J44	-7006	1013											
b	2	SWMU2-17	-6212.9523	-898.0215											
b	2	SWMU2-3	-6121.7069	-902.3416											
b	2	SWMU2-9	-6210	-1040											
b	3	J41	-6422	1005											
b	3	J42	-6616	1007											
b	3	SWMU2-9	-6210	-1040											
b	4	J43	-6791	1010											
b	4	J44	-7006	1013											
b	4	P4-G11	-5366.1556	-293.6906											
b	4	SWMU2-13	-6301.9776	-947.4045											
b	4	SWMU2-3	-6121.7069	-902.3416											
b	4	SWMU2-5	-6124.1564	-1025.0194											
b	5	GWW-01	-6468.5	663.2											
b	5	GWW-02	-6165.4	665.5											
b	5	GWW-03	-6129.7	831.2											
b	5	J40	-6156	1001											
b	5	J42	-6616	1007											
b	5	J43	-6791	1010											
b	5	J44	-7006	1013											
b	5	J49	-6417	371											
b	5	P4-G11	-5366.1556	-293.6906											
b	5	P4-G12	-5975.5175	-434.4071											
b	5	P4-G9	-5308.0737	-973.5677											
b	5	SB-38	-7352.8657	1448.882											
b	5	SWMU2-10	-6285.1494	-1010.1558											
b	5	SWMU2-13	-6301.9776	-947.4045											
b	5	SWMU2-16	-6263.0825	-849.6193											
b	5	SWMU2-17	-6212.9523	-898.0215											
b	5	SWMU2-3	-6121.7069	-902.3416											
b	5	SWMU2-5	-6124.1564	-1025.0194											
b	5	SWMU2-9	-6210	-1040											
b	McN	GWW-01	-6468.5	663.2											
b	McN	GWW-02	-6165.4	665.5											
b	McN	GWW-03	-6129.7	831.2											
b	McN	P4-G11	-5366.1556	-293.6906											
b	McN	P4-G12	-5975.5175	-434.4071											
b	McN	SWMU2-10	-6285.1494	-1010.1558											
b	McN	SWMU2-17	-6212.9523	-898.0215											
b	McN	SWMU2-3	-6121.7069	-902.3416											
b	McN	SWMU2-9	-6210	-1040											
c	2	099-031	-1931.78	-1868.62	3.31E-02	3.98E-02									
c	2	099-032	-2011.05	-1783.99											
c	2	P4-H1	-2356.096	-3494.7688											
c	3	P4-F5	-2095.58	-2666.5212											
c	4	099-005	-1802.61	-1758.8											
c	4	099-008	-1803.05	-1488.34											

Individual Borehole Results for Unfiltered Samples
Residential Use Systemic Toxicity - Hazard indices

Area	HU	Location	Admin. East	Admin. North	Pyrene	Fluoranthene	Al	Ba	Be	Cr	Co	Fe	Mn	Hg	Va
c	4	099-011	-1548.43	-1682.2											
c	4	099-035	-1653.61	-1681.87			7.45E+00	7.42E-01	3.78E-01	4.73E+00	1.55E-01	2.54E+01	2.80E+00	4.50E-01	3.67E+00
c	4	P4-F3	-3058.9545	-1614.5122											
c	4	P4-F4	-2345.6914	-2171.3444											
c	4	P4-G8	-4859.6909	-628.8469											
c	4	P4-H6	-3730.9532	-3491.5712											
c	5	099-034	-1880.81	-2034.22			1.03E+01	1.55E+00	1.13E+00	1.24E+01	1.88E-01	2.67E+02	5.09E+00	2.25E-02	5.96E+00
c	5	099-035	-1653.61	-1681.87			4.42E+01	3.18E+00	3.78E+00	4.21E+01	6.29E-01	2.40E+02	6.58E+00	4.50E+00	2.32E+01
c	5	099-037	-2336.73	-2895.83											
c	5	193-023	-2636.77	-2835.02											
c	5	193-025	-2718.69	-2870.27											
c	5	P4-E1	-3280.9132	-740.0572											
c	5	P4-E2	-2327.532	-295.8654											
c	5	P4-E4	-1979.5676	-782.4152											
c	5	P4-E6	-1606.9407	-1894.5031											
c	5	P4-E8	-1521.5779	-2228.1898											
c	5	P4-F1	-3429.4386	-644.7423											
c	5	P4-F2	-3295.9732	-1021.4207											
c	5	P4-F3	-3058.9545	-1614.5122											
c	5	P4-F4	-2345.6914	-2171.3444											
c	5	P4-F5	-2095.58	-2666.5212											
c	5	P4-F6	-4394.6382	-207.7991											
c	5	P4-F7	-4612.2587	-106.6878											
c	5	P4-F8	-4614	880											
c	5	P4-G5	-3440.0638	-2879.2607											
c	5	P4-G7	-2277.0149	-3070.5899											
c	5	P4-G8	-4859.6909	-628.8469											
c	5	P4-H6	-3730.9532	-3491.5712											
c	McN	193-025	-2718.69	-2870.27											
c	McN	P4-E8	-1521.5779	-2228.1898											
c	McN	P4-F1	-3429.4386	-644.7423											
c	McN	P4-F2	-3295.9732	-1021.4207											
c	McN	P4-F3	-3058.9545	-1614.5122											
c	McN	P4-F4	-2345.6914	-2171.3444											
c	McN	P4-F5	-2095.58	-2666.5212											
c	McN	P4-F6	-4394.6382	-207.7991											
c	McN	P4-F7	-4612.2587	-106.6878											
c	McN	P4-F8	-4614	880											
c	McN	P4-G5	-3440.0638	-2879.2607											
c	McN	P4-G8	-4859.6909	-628.8469											
c	PCK	P4-E8	-1521.5779	-2228.1898											
c	PCK	P4-F3	-3058.9545	-1614.5122											
c	Terrace	193-16	-2371.0285	-3610.3378											
d	1	720-002	-5139.9	-2607.94											
d	2	193-18	-4072.373	-3222.3329											
d	2	36-SB-001	-6132.0168	-2163.6936											
d	2	36-SB-002	-6109.256	-2168.7083											
d	2	36-SB-003	-6111.6754	-2120.3964											
d	2	36-SB-004	-6097.4683	-2151.3233											
d	2	36-SB-005	-6106.8292	-2150.8814											
d	2	38-SB-003	-6967.7899	-2752.9887											
d	2	720-003	-5375.03	-2606.98											
d	2	720-011	-4991.11	-2298.46											
d	2	720-024	-5621.74	-2668.03											
d	3	001-173	-6950.58	-1719.97											

Individual Borehole Results for Unfiltered Samples
Residential Use Systemic Toxicity - Hazard indices

Area	HU	Location	Admin. East	Admin. North	Pyrene	Fluoranthene	Al	Ba	Be	Cr	Co	Fe	Mn	Hg	Va
d	3	193-028	-4055.47	-3081.83											
d	3	720-011	-4991.11	-2298.46											
d	3	720-022	-5139.77	-2676.87											
d	3	P4-H5	-4063.253	-3288.0224											
d	4	001-184	-7344.02	-1191.7											
d	4	099-038	-3478.65	-2467.24											
d	4	193-032	-3537.01	-3064.28											
d	4	193-041	-3714.47	-2462.04											
d	4	720-010	-4900.73	-2229.59											
d	5	001-175	-7197.43	-1684.69											
d	5	001-176	-6594.89	-1699.48											
d	5	001-177	-6719.08	-1856.93											
d	5	001-178	-7139.25	-1956.07											
d	5	001-180	-7396.07	-1414.73											
d	5	001-181	-6080.72	-1725.62											
d	5	001-182	-7200.19	-1275.04											
d	5	001-183	-7601.83	-1041.72											
d	5	001-184	-7344.02	-1191.7											
d	5	091-001	-6899.08	-1048.26											
d	5	091-002	-6939.9	-907.39											
d	5	099-038	-3478.65	-2467.24											
d	5	193-028	-4055.47	-3081.83											
d	5	193-031	-3896.84	-3348.43											
d	5	193-032	-3537.01	-3064.28											
d	5	193-041	-3714.47	-2462.04											
d	5	193-20	-3688.4901	-2894.868											
d	5	720-010	-4900.73	-2229.59											
d	5	720-011	-4991.11	-2298.46											
d	5	720-012	-5152.5	-2730.98											
d	5	720-013	-5931.03	-2417.82											
d	5	720-014	-5930.34	-2265.73											
d	5	720-015	-5939.88	-2056.41											
d	5	720-016	-5698.82	-1977.44											
d	5	720-017	-5429.73	-2065.63											
d	5	720-018	-5185.43	-2035.15											
d	5	720-019	-4931.91	-2492.84											
d	5	720-026	-5792.91	-1729.12											
d	5	720-028	-4565.85	-2631.76											
d	5	720-029	-4860.19	-1960.29											
d	5	P4-G3	-3870.9975	-2097.037											
d	5	P4-H5	-4063.253	-3288.0224											
d	5	P4-H7	-5030.8312	-2051.7808											
d	McN	001-177	-6719.08	-1856.93											
d	McN	001-180	-7396.07	-1414.73											
d	McN	001-181	-6080.72	-1725.62											
d	McN	001-183	-7601.83	-1041.72											
d	McN	091-002	-6939.9	-907.39											
d	McN	099-038	-3478.65	-2467.24											
d	McN	193-031	-3896.84	-3348.43											
d	McN	193-032	-3537.01	-3064.28											
d	McN	193-041	-3714.47	-2462.04											
d	McN	720-014	-5930.34	-2265.73											
d	McN	720-015	-5939.88	-2056.41											
d	McN	720-017	-5429.73	-2065.63											
d	McN	720-019	-4931.91	-2492.84											

Individual Borehole Results for Unfiltered Samples
Residential Use Systemic Toxicity - Hazard indices

Area	HU	Location	Admin. East	Admin. North	Pyrene	Fluoranthene	Al	Ba	Be	Cr	Co	Fe	Mn	Hg	Va
d	McN	720-028	-4565.85	-2631.76											
d	McN	720-029	-4860.19	-1960.29											
d	McN	P4-H5	-4063.253	-3288.0224											
d	McN	P4-H7	-5030.8312	-2051.7808											
d	PCK	P4-G3	-3870.9975	-2097.037											
d	PCK	P4-H5	-4063.253	-3288.0224											
d	PCK	P4-H7	-5030.8312	-2051.7808											
e	5	J22	-6608.06	3112.38											
e	5	J24	-7489.59	3112.22											
e	5	J25	-7906.7148	3091.4299											
e	5	J3	-5261.52	5985.84											
e	5	J6	-6547.55	6684.97											
e	5	J7	-6984.7	6917.24											
f	2	099-022	-1256.11	-1940.36											
f	2	204-03	-1356.1	-2698.6											
f	2	204-031	-1287.19	-2204.97											
f	2	204-15	-1053.2	-2897.9											
f	2	204-17	-1198.1	-2760											
f	2	204-20	-1192.3	-2533.8											
f	2	P4-E7	-931.348	-1914.7858											
f	4	204-031	-1287.19	-2204.97											
f	4	P4-B3	3008.8757	3751.9217											
f	4	P4-B4	3347.2	3650.7149											
f	5	204-031	-1287.19	-2204.97											
f	5	P4-A2	3867.2115	5705.6378											
f	5	P4-A3	4229.1982	5697.7632											
f	5	P4-B3	3008.8757	3751.9217											
f	5	P4-B4	3347.2	3650.7149											
f	5	P4-B5	3590.3068	3429.5593											
f	5	P4-C2	-1030.1049	3123.9799											
f	5	P4-C4	-282.5417	3074.7198											
f	5	P4-C5	912.4176	2753.4711											
f	5	P4-C7	1357.7859	2096.1544											
f	5	P4-C9	1791.0046	1182.0304											
f	5	P4-D10	-733.3755	-1655.0762											
f	5	P4-D11	-720.7784	-2007.5525											
f	5	P4-D12A	-755.1116	-1651.7776											
f	5	P4-D4	-1815.0666	1413.0026											
f	5	P4-D5	-1135.8073	1551.1263											
f	5	P4-D6	-725.2591	887.8336											
f	5	P4-D7	-723.0174	-35.5704											
f	5	P4-D8	-686.0962	-604.138											
f	5	P4-D9	-639.7793	-1223.6622											
f	5	P4-E7	-931.348	-1914.7858											
f	5	SB40	1583.4313	831.505											
f	McN	P4-B3	3008.8757	3751.9217											
f	McN	P4-B4	3347.2	3650.7149											
f	McN	P4-C2	-1030.1049	3123.9799											
f	McN	P4-C4	-282.5417	3074.7198											
f	McN	P4-D10	-733.3755	-1655.0762											
f	McN	P4-D11	-720.7784	-2007.5525											
f	McN	P4-D12	-682.9716	-1645.6319											
f	McN	P4-D12A	-755.1116	-1651.7776											
f	McN	P4-D5	-1135.8073	1551.1263											
f	McN	P4-D6	-725.2591	887.8336											

Individual Borehole Results for Unfiltered Samples
Residential Use Systemic Toxicity - Hazard indices

Area	HU	Location	Admin. East	Admin. North	Pyrene	Fluoranthene	Al	Ba	Be	Cr	Co	Fe	Mn	Hg	Va
f	McN	P4-D9	-639.7793	-1223.6622											
f	McN	P4-E7	-931.348	-1914.7858											
f	McN	SB47	1464.5559	64.4356											
f	PCK	P4-B3	3008.8757	3751.9217											
f	PCK	P4-D8	-686.0962	-604.138											
f	PCK	SB39	1672.1957	506.6573											
f	Terrace	204-029	-980.92	-2451.33											
h	Terrace	204-06	-1342	-3614.4											
h	Terrace	204-08	-1125.4	-3715.6											
i	5	J19	-5305.44	3195.21											
i	5	J21	-6182.54	3053.57											
k	TG	08-SB-001	-8034.6285	-3534.2087											

Individual Borehole Results for Unfiltered Samples
Residential Use Systemic Toxicity - Hazard indices

Area	HU	Location	Admin. East	Admin. North	Zn	Bis(2-ethylhexyl)-phthalate	Ar	Cu	Li	Pb	Ni	Di-n-butyl phthalate	1,1,1-TCA	PCP	Fluoride
a	2	040-009	-4062.38	-1184.85											
a	2	400-018	-4262.79	-1794.2											
a	2	P4-G2	-3913.1768	-1008.8133											
a	3	400-083	-4442.44	-1383.88											
a	4	400-037	-4116.04	-1784.37											
a	4	400-038	-4097.59	-1648.57											
a	4	400-048	-3943.5	-1420.75											
a	4	400-215	-4091.81	-1921.36											
a	5	026-001	-4248.21	-992.98											
a	5	400-034	-4404.04	-1078.69											
a	5	400-035	-4404.16	-1294.38											
a	5	400-036	-4409.28	-1607.31											
a	5	400-037	-4116.04	-1784.37											
a	5	400-038	-4097.59	-1648.57											
a	5	400-039	-3942.98	-1071.54											
a	5	400-040	-4413.94	-1302.12											
a	5	400-041	-4404.34	-1556.2											
a	5	400-042	-4192.06	-1169.64											
a	5	400-043	-4463.86	-1074.84											
a	5	400-044	-4562.41	-1440.12											
a	5	400-045	-4442.75	-1770.03											
a	5	400-046	-4030.16	-1566											
a	5	400-047	-4071.83	-1476.06											
a	5	400-048	-3943.5	-1420.75											
a	5	400-049	-3573.08	-1232.17											
a	5	400-052	-3635.33	-1074.21											
a	5	400-053	-3635.21	-906.74											
a	5	400-206	-4564.09	-1076.08											
a	5	400-208	-4404.16	-1083.87											
a	5	400-210	-4403.56	-1289.51											
a	5	400-212	-3939.16	-1062.27											
a	5	400-213	-4750.4	-1755.47											
a	5	400-214	-4368.52	-1971.11											
a	5	400-215	-4091.81	-1921.36											
a	5	P4-G1	-4554.4201	-1005.4503											
a	5	P4-G2	-3913.1768	-1008.8133											
a	McN	026-001	-4248.21	-992.98											
a	McN	400-034	-4404.04	-1078.69											
a	McN	400-035	-4404.16	-1294.38											
a	McN	400-036	-4409.28	-1607.31											
a	McN	400-037	-4116.04	-1784.37											
a	McN	400-038	-4097.59	-1648.57											
a	McN	400-039	-3942.98	-1071.54											
a	McN	400-040	-4413.94	-1302.12											
a	McN	400-041	-4404.34	-1556.2											
a	McN	400-043	-4463.86	-1074.84											
a	McN	400-044	-4562.41	-1440.12											
a	McN	400-048	-3943.5	-1420.75											
a	McN	400-053	-3635.21	-906.74											
a	McN	400-206	-4564.09	-1076.08											
a	McN	400-207	-4111.01	-1783.02											
a	McN	P4-G1	-4554.4201	-1005.4503											
a	McN	P4-G2	-3913.1768	-1008.8133											
b	1	WB-1	-7074.9604	942.1181											
b	1	WB-12	-6740.257	785.5127											

Individual Borehole Results for Unfiltered Samples
Residential Use Systemic Toxicity - Hazard indices

Area	HU	Location	Admin. East	Admin. North	Zn	Bis(2-ethylhexyl)-phthalate	Ar	Cu	Li	Pb	Ni	Di-n-butyl phthalate	1,1,1-TCA	PCP	Fluoride
b	1	WB-13	-6619.194	777.3773											
b	1	WB-4	-6930.4988	960.4226											
b	1	WB-7	-6681.2515	914.6613											
b	1	WB-8	-6601.8993	914.6613											
b	1	WB-9	-6541.8765	914.6613											
b	2	GWW-01	-6468.5	663.2											
b	2	GWW-02	-6165.4	665.5											
b	2	GWW-03	-6129.7	831.2											
b	2	J44	-7006	1013											
b	2	SWMU2-17	-6212.9523	-898.0215											
b	2	SWMU2-3	-6121.7069	-902.3416											
b	2	SWMU2-9	-6210	-1040											
b	3	J41	-6422	1005											
b	3	J42	-6616	1007											
b	3	SWMU2-9	-6210	-1040											
b	4	J43	-6791	1010											
b	4	J44	-7006	1013											
b	4	P4-G11	-5366.1556	-293.6906											
b	4	SWMU2-13	-6301.9776	-947.4045											
b	4	SWMU2-3	-6121.7069	-902.3416											
b	4	SWMU2-5	-6124.1564	-1025.0194											
b	5	GWW-01	-6468.5	663.2											
b	5	GWW-02	-6165.4	665.5											
b	5	GWW-03	-6129.7	831.2											
b	5	J40	-6156	1001											
b	5	J42	-6616	1007											
b	5	J43	-6791	1010											
b	5	J44	-7006	1013											
b	5	J49	-6417	371											
b	5	P4-G11	-5366.1556	-293.6906											
b	5	P4-G12	-5975.5175	-434.4071											
b	5	P4-G9	-5308.0737	-973.5677											
b	5	SB-38	-7352.8657	1448.882											
b	5	SWMU2-10	-6285.1494	-1010.1558											
b	5	SWMU2-13	-6301.9776	-947.4045											
b	5	SWMU2-16	-6263.0825	-849.6193											
b	5	SWMU2-17	-6212.9523	-898.0215											
b	5	SWMU2-3	-6121.7069	-902.3416											
b	5	SWMU2-5	-6124.1564	-1025.0194											
b	5	SWMU2-9	-6210	-1040											
b	McN	GWW-01	-6468.5	663.2											
b	McN	GWW-02	-6165.4	665.5											
b	McN	GWW-03	-6129.7	831.2											
b	McN	P4-G11	-5366.1556	-293.6906											
b	McN	P4-G12	-5975.5175	-434.4071											
b	McN	SWMU2-10	-6285.1494	-1010.1558											
b	McN	SWMU2-17	-6212.9523	-898.0215											
b	McN	SWMU2-3	-6121.7069	-902.3416											
b	McN	SWMU2-9	-6210	-1040											
c	2	099-031	-1931.78	-1868.62											
c	2	099-032	-2011.05	-1783.99											
c	2	P4-H1	-2356.096	-3494.7688											
c	3	P4-F5	-2095.58	-2666.5212											
c	4	099-005	-1802.61	-1758.8											
c	4	099-008	-1803.05	-1488.34											

Individual Borehole Results for Unfiltered Samples
Residential Use Systemic Toxicity - Hazard indices

Area	HU	Location	Admin. East	Admin. North	Zn	Bis(2-ethylhexyl)-phthalate	Ar	Cu	Li	Pb	Ni	Di-n-butyl phthalate	1,1,1-TCA	PCP	Fluoride
c	4	099-011	-1548.43	-1682.2											
c	4	099-035	-1653.61	-1681.87	5.77E-02	7.79E-02									
c	4	P4-F3	-3058.9545	-1614.5122											
c	4	P4-F4	-2345.6914	-2171.3444											
c	4	P4-G8	-4859.6909	-628.8469											
c	4	P4-H6	-3730.9532	-3491.5712											
c	5	099-034	-1880.81	-2034.22	2.00E-01	3.11E-02	1.36E+00	4.32E-01	2.10E-01						
c	5	099-035	-1653.61	-1681.87	5.66E-01	3.11E-02	2.21E+00	1.06E+00	5.63E-01	2.74E+05	3.03E+00				
c	5	099-037	-2336.73	-2895.83											
c	5	193-023	-2636.77	-2835.02											
c	5	193-025	-2718.69	-2870.27								1.00E-02			
c	5	P4-E1	-3280.9132	-740.0572											
c	5	P4-E2	-2327.532	-295.8654											
c	5	P4-E4	-1979.5676	-782.4152											
c	5	P4-E6	-1606.9407	-1894.5031											
c	5	P4-E8	-1521.5779	-2228.1898											
c	5	P4-F1	-3429.4386	-644.7423											
c	5	P4-F2	-3295.9732	-1021.4207											
c	5	P4-F3	-3058.9545	-1614.5122											
c	5	P4-F4	-2345.6914	-2171.3444											
c	5	P4-F5	-2095.58	-2666.5212											
c	5	P4-F6	-4394.6382	-207.7991											
c	5	P4-F7	-4612.2587	-106.6878											
c	5	P4-F8	-4614	880											
c	5	P4-G5	-3440.0638	-2879.2607											
c	5	P4-G7	-2277.0149	-3070.5899											
c	5	P4-G8	-4859.6909	-628.8469											
c	5	P4-H6	-3730.9532	-3491.5712											
c	McN	193-025	-2718.69	-2870.27		7.01E-02						1.00E-02			
c	McN	P4-E8	-1521.5779	-2228.1898											
c	McN	P4-F1	-3429.4386	-644.7423											
c	McN	P4-F2	-3295.9732	-1021.4207											
c	McN	P4-F3	-3058.9545	-1614.5122											
c	McN	P4-F4	-2345.6914	-2171.3444											
c	McN	P4-F5	-2095.58	-2666.5212											
c	McN	P4-F6	-4394.6382	-207.7991											
c	McN	P4-F7	-4612.2587	-106.6878											
c	McN	P4-F8	-4614	880											
c	McN	P4-G5	-3440.0638	-2879.2607											
c	McN	P4-G8	-4859.6909	-628.8469											
c	PCK	P4-E8	-1521.5779	-2228.1898											
c	PCK	P4-F3	-3058.9545	-1614.5122											
c	Terrace	193-16	-2371.0285	-3610.3378											
d	1	720-002	-5139.9	-2607.94											
d	2	193-18	-4072.373	-3222.3329											
d	2	36-SB-001	-6132.0168	-2163.6936									9.59E+00		
d	2	36-SB-002	-6109.256	-2168.7083											
d	2	36-SB-003	-6111.6754	-2120.3964											
d	2	36-SB-004	-6097.4683	-2151.3233											
d	2	36-SB-005	-6106.8292	-2150.8814											
d	2	38-SB-003	-6967.7899	-2752.9887											
d	2	720-003	-5375.03	-2606.98											
d	2	720-011	-4991.11	-2298.46											
d	2	720-024	-5621.74	-2668.03											
d	3	001-173	-6950.58	-1719.97											

Individual Borehole Results for Unfiltered Samples
Residential Use Systemic Toxicity - Hazard indices

Area	HU	Location	Admin. East	Admin. North	Zn	Bis(2-ethylhexyl)-phthalate	Ar	Cu	Li	Pb	Ni	Di-n-butyl phthalate	1,1,1-TCA	PCP	Fluoride
d	3	193-028	-4055.47	-3081.83		8.95E-02						1.16E-02			
d	3	720-011	-4991.11	-2298.46											
d	3	720-022	-5139.77	-2676.87											
d	3	P4-H5	-4063.253	-3288.0224											
d	4	001-184	-7344.02	-1191.7											
d	4	099-038	-3478.65	-2467.24											
d	4	193-032	-3537.01	-3064.28											
d	4	193-041	-3714.47	-2462.04		8.56E-02									
d	4	720-010	-4900.73	-2229.59											
d	5	001-175	-7197.43	-1684.69											
d	5	001-176	-6594.89	-1699.48											
d	5	001-177	-6719.08	-1856.93											
d	5	001-178	-7139.25	-1956.07											
d	5	001-180	-7396.07	-1414.73											
d	5	001-181	-6080.72	-1725.62											
d	5	001-182	-7200.19	-1275.04											
d	5	001-183	-7601.83	-1041.72											
d	5	001-184	-7344.02	-1191.7											
d	5	091-001	-6899.08	-1048.26											
d	5	091-002	-6939.9	-907.39											
d	5	099-038	-3478.65	-2467.24											
d	5	193-028	-4055.47	-3081.83										5.12E-02	
d	5	193-031	-3896.84	-3348.43											
d	5	193-032	-3537.01	-3064.28											4.64E-01
d	5	193-041	-3714.47	-2462.04											
d	5	193-20	-3688.4901	-2894.868											
d	5	720-010	-4900.73	-2229.59											
d	5	720-011	-4991.11	-2298.46											
d	5	720-012	-5152.5	-2730.98											
d	5	720-013	-5931.03	-2417.82											
d	5	720-014	-5930.34	-2265.73											
d	5	720-015	-5939.88	-2056.41											
d	5	720-016	-5698.82	-1977.44											
d	5	720-017	-5429.73	-2065.63											
d	5	720-018	-5185.43	-2035.15											
d	5	720-019	-4931.91	-2492.84											
d	5	720-026	-5792.91	-1729.12											
d	5	720-028	-4565.85	-2631.76											
d	5	720-029	-4860.19	-1960.29											
d	5	P4-G3	-3870.9975	-2097.037											
d	5	P4-H5	-4063.253	-3288.0224											
d	5	P4-H7	-5030.8312	-2051.7808											
d	McN	001-177	-6719.08	-1856.93											
d	McN	001-180	-7396.07	-1414.73											
d	McN	001-181	-6080.72	-1725.62											
d	McN	001-183	-7601.83	-1041.72											
d	McN	091-002	-6939.9	-907.39											
d	McN	099-038	-3478.65	-2467.24											
d	McN	193-031	-3896.84	-3348.43		5.06E-02									
d	McN	193-032	-3537.01	-3064.28											
d	McN	193-041	-3714.47	-2462.04											
d	McN	720-014	-5930.34	-2265.73											
d	McN	720-015	-5939.88	-2056.41											
d	McN	720-017	-5429.73	-2065.63											
d	McN	720-019	-4931.91	-2492.84											

Individual Borehole Results for Unfiltered Samples
Residential Use Systemic Toxicity - Hazard indices

Area	HU	Location	Admin. East	Admin. North	Zn	Bis(2-ethylhexyl)-phthalate	Ar	Cu	Li	Pb	Ni	Di-n-butyl phthalate	1,1,1-TCA	PCP	Fluoride
d	McN	720-028	-4565.85	-2631.76											
d	McN	720-029	-4860.19	-1960.29											
d	McN	P4-H5	-4063.253	-3288.0224											
d	McN	P4-H7	-5030.8312	-2051.7808											
d	PCK	P4-G3	-3870.9975	-2097.037											
d	PCK	P4-H5	-4063.253	-3288.0224											
d	PCK	P4-H7	-5030.8312	-2051.7808											
e	5	J22	-6608.06	3112.38											
e	5	J24	-7489.59	3112.22											
e	5	J25	-7906.7148	3091.4299											
e	5	J3	-5261.52	5985.84											
e	5	J6	-6547.55	6684.97											
e	5	J7	-6984.7	6917.24											
f	2	099-022	-1256.11	-1940.36		2.73E-02						1.54E-03		1.28E-02	
f	2	204-03	-1356.1	-2698.6											
f	2	204-031	-1287.19	-2204.97											
f	2	204-15	-1053.2	-2897.9											
f	2	204-17	-1198.1	-2760											
f	2	204-20	-1192.3	-2533.8											
f	2	P4-E7	-931.348	-1914.7858											
f	4	204-031	-1287.19	-2204.97											
f	4	P4-B3	3008.8757	3751.9217											
f	4	P4-B4	3347.2	3650.7149											
f	5	204-031	-1287.19	-2204.97											
f	5	P4-A2	3867.2115	5705.6378											
f	5	P4-A3	4229.1982	5697.7632											
f	5	P4-B3	3008.8757	3751.9217											
f	5	P4-B4	3347.2	3650.7149											
f	5	P4-B5	3590.3068	3429.5593											
f	5	P4-C2	-1030.1049	3123.9799											
f	5	P4-C4	-282.5417	3074.7198											
f	5	P4-C5	912.4176	2753.4711											
f	5	P4-C7	1357.7859	2096.1544											
f	5	P4-C9	1791.0046	1182.0304											
f	5	P4-D10	-733.3755	-1655.0762											
f	5	P4-D11	-720.7784	-2007.5525											
f	5	P4-D12A	-755.1116	-1651.7776											
f	5	P4-D4	-1815.0666	1413.0026											
f	5	P4-D5	-1135.8073	1551.1263											
f	5	P4-D6	-725.2591	887.8336											
f	5	P4-D7	-723.0174	-35.5704											
f	5	P4-D8	-686.0962	-604.138											
f	5	P4-D9	-639.7793	-1223.6622											
f	5	P4-E7	-931.348	-1914.7858											
f	5	SB40	1583.4313	831.505											
f	McN	P4-B3	3008.8757	3751.9217											
f	McN	P4-B4	3347.2	3650.7149											
f	McN	P4-C2	-1030.1049	3123.9799											
f	McN	P4-C4	-282.5417	3074.7198											
f	McN	P4-D10	-733.3755	-1655.0762											
f	McN	P4-D11	-720.7784	-2007.5525											
f	McN	P4-D12	-682.9716	-1645.6319											
f	McN	P4-D12A	-755.1116	-1651.7776											
f	McN	P4-D5	-1135.8073	1551.1263											
f	McN	P4-D6	-725.2591	887.8336											

Individual Borehole Results for Unfiltered Samples
Residential Use Systemic Toxicity - Hazard indices

Area	HU	Location	Admin. East	Admin. North	Zn	Bis(2-ethylhexyl)-phthalate	Ar	Cu	Li	Pb	Ni	Di-n-butyl phthalate	1,1,1-TCA	PCP	Fluoride
f	McN	P4-D9	-639.7793	-1223.6622											
f	McN	P4-E7	-931.348	-1914.7858											
f	McN	SB47	1464.5559	64.4356											
f	PCK	P4-B3	3008.8757	3751.9217											
f	PCK	P4-D8	-686.0962	-604.138											
f	PCK	SB39	1672.1957	506.6573											
f	Terrace	204-029	-980.92	-2451.33											1.06E+00
h	Terrace	204-06	-1342	-3614.4											
h	Terrace	204-08	-1125.4	-3715.6											
i	5	J19	-5305.44	3195.21											
i	5	J21	-6182.54	3053.57											
k	TG	08-SB-001	-8034.6285	-3534.2087											

Individual Borehole Results for Unfiltered Samples
Residential Use Systemic Toxicity - Hazard indices

Area	HU	Location	Admin. East	Admin. North	Di-n-octyl-phthalate	Organic	Inorganic	Total
a	2	040-009	-4062.38	-1184.85		5.00E-01		5.00E-01
a	2	400-018	-4262.79	-1794.2		8.50E+00		8.50E+00
a	2	P4-G2	-3913.1768	-1008.8133		4.20E+00		4.20E+00
a	3	400-083	-4442.44	-1383.88		4.20E-01		4.20E-01
a	4	400-037	-4116.04	-1784.37		1.50E+04		1.50E+04
a	4	400-038	-4097.59	-1648.57		3.10E+02		3.10E+02
a	4	400-048	-3943.5	-1420.75		3.70E-01		3.70E-01
a	4	400-215	-4091.81	-1921.36		5.30E+02		5.30E+02
a	5	026-001	-4248.21	-992.98		5.20E+02		5.20E+02
a	5	400-034	-4404.04	-1078.69		7.70E+03		7.70E+03
a	5	400-035	-4404.16	-1294.38		2.30E+03		2.30E+03
a	5	400-036	-4409.28	-1607.31		8.70E+02		8.70E+02
a	5	400-037	-4116.04	-1784.37		5.90E+04		5.90E+04
a	5	400-038	-4097.59	-1648.57		1.70E+03		1.70E+03
a	5	400-039	-3942.98	-1071.54		3.40E+02		3.40E+02
a	5	400-040	-4413.94	-1302.12		4.50E+03		4.50E+03
a	5	400-041	-4404.34	-1556.2		2.70E+03		2.70E+03
a	5	400-042	-4192.06	-1169.64		2.30E+03		2.30E+03
a	5	400-043	-4463.86	-1074.84		1.20E+03		1.20E+03
a	5	400-044	-4562.41	-1440.12		9.10E+02		9.10E+02
a	5	400-045	-4442.75	-1770.03		2.10E+03		2.10E+03
a	5	400-046	-4030.16	-1566		1.20E+04		1.20E+04
a	5	400-047	-4071.83	-1476.06		1.60E+03		1.60E+03
a	5	400-048	-3943.5	-1420.75		5.00E+01		5.00E+01
a	5	400-049	-3573.08	-1232.17		1.30E+01		1.30E+01
a	5	400-052	-3635.33	-1074.21		1.00E+02		1.00E+02
a	5	400-053	-3635.21	-906.74		1.00E+02		1.00E+02
a	5	400-206	-4564.09	-1076.08		8.20E+02		8.20E+02
a	5	400-208	-4404.16	-1083.87		8.30E+03		8.30E+03
a	5	400-210	-4403.56	-1289.51		2.40E+03		2.40E+03
a	5	400-212	-3939.16	-1062.27		1.90E+02		1.90E+02
a	5	400-213	-4750.4	-1755.47		1.80E+01		1.80E+01
a	5	400-214	-4368.52	-1971.11		8.50E+01		8.50E+01
a	5	400-215	-4091.81	-1921.36		3.70E+02		3.70E+02
a	5	P4-G1	-4554.4201	-1005.4503		3.80E+03		3.80E+03
a	5	P4-G2	-3913.1768	-1008.8133		7.10E+02		7.10E+02
a	McN	026-001	-4248.21	-992.98		5.20E+00		5.20E+00
a	McN	400-034	-4404.04	-1078.69		1.90E+03		1.90E+03
a	McN	400-035	-4404.16	-1294.38		2.10E+00		2.10E+00
a	McN	400-036	-4409.28	-1607.31		8.40E-02		8.40E-02
a	McN	400-037	-4116.04	-1784.37		7.20E+03		7.20E+03
a	McN	400-038	-4097.59	-1648.57		5.20E+00		5.20E+00
a	McN	400-039	-3942.98	-1071.54		7.10E+01		7.10E+01
a	McN	400-040	-4413.94	-1302.12		3.20E+01		3.20E+01
a	McN	400-041	-4404.34	-1556.2		1.10E+04		1.10E+04
a	McN	400-043	-4463.86	-1074.84		5.50E+02		5.50E+02
a	McN	400-044	-4562.41	-1440.12		5.60E+02		5.60E+02
a	McN	400-048	-3943.5	-1420.75		1.90E+00		1.90E+00
a	McN	400-053	-3635.21	-906.74		1.40E+00		1.40E+00
a	McN	400-206	-4564.09	-1076.08		4.60E+00		4.60E+00
a	McN	400-207	-4111.01	-1783.02		1.00E-01		1.00E-01
a	McN	P4-G1	-4554.4201	-1005.4503		1.50E+00		1.50E+00
a	McN	P4-G2	-3913.1768	-1008.8133		2.80E+02		2.80E+02
b	1	WB-1	-7074.9604	942.1181		6.10E+00		6.10E+00
b	1	WB-12	-6740.257	785.5127		2.00E+00		2.00E+00

Individual Borehole Results for Unfiltered Samples
Residential Use Systemic Toxicity - Hazard indices

Area	HU	Location	Admin. East	Admin. North	Di-n-octyl-phthalate	Organic	Inorganic	Total
b	1	WB-13	-6619.194	777.3773		5.40E-03		5.40E-03
b	1	WB-4	-6930.4988	960.4226		1.00E+01		1.00E+01
b	1	WB-7	-6681.2515	914.6613		7.80E-01		7.80E-01
b	1	WB-8	-6601.8993	914.6613		7.90E-01		7.90E-01
b	1	WB-9	-6541.8765	914.6613		1.90E-01		1.90E-01
b	2	GWW-01	-6468.5	663.2		7.40E-01		7.40E-01
b	2	GWW-02	-6165.4	665.5		1.90E-01		1.90E-01
b	2	GWW-03	-6129.7	831.2		8.40E+00		8.40E+00
b	2	J44	-7006	1013		5.40E+01		5.40E+01
b	2	SWMU2-17	-6212.9523	-898.0215		8.40E+00		8.40E+00
b	2	SWMU2-3	-6121.7069	-902.3416		1.80E+01		1.80E+01
b	2	SWMU2-9	-6210	-1040		4.60E+02		4.60E+02
b	3	J41	-6422	1005		1.70E-01		1.70E-01
b	3	J42	-6616	1007		2.50E-01		2.50E-01
b	3	SWMU2-9	-6210	-1040		3.80E+01		3.80E+01
b	4	J43	-6791	1010		4.40E+02		4.40E+02
b	4	J44	-7006	1013		1.40E+02		1.40E+02
b	4	P4-G11	-5366.1556	-293.6906		3.80E+00		3.80E+00
b	4	SWMU2-13	-6301.9776	-947.4045		5.90E+02		5.90E+02
b	4	SWMU2-3	-6121.7069	-902.3416		1.80E+02		1.80E+02
b	4	SWMU2-5	-6124.1564	-1025.0194		2.30E+02		2.30E+02
b	5	GWW-01	-6468.5	663.2		1.20E+03		1.20E+03
b	5	GWW-02	-6165.4	665.5		3.70E+01		3.70E+01
b	5	GWW-03	-6129.7	831.2		2.40E-01		2.40E-01
b	5	J40	-6156	1001		3.60E+01		3.60E+01
b	5	J42	-6616	1007		5.00E+01		5.00E+01
b	5	J43	-6791	1010		8.60E+02		8.60E+02
b	5	J44	-7006	1013		9.30E+02		9.30E+02
b	5	J49	-6417	371		3.40E+00		3.40E+00
b	5	P4-G11	-5366.1556	-293.6906		9.60E+02		9.60E+02
b	5	P4-G12	-5975.5175	-434.4071		2.50E+03		2.50E+03
b	5	P4-G9	-5308.0737	-973.5677		6.40E+00		6.40E+00
b	5	SB-38	-7352.8657	1448.882		3.90E+01		3.90E+01
b	5	SWMU2-10	-6285.1494	-1010.1558		9.00E+01		9.00E+01
b	5	SWMU2-13	-6301.9776	-947.4045		3.40E+02		3.40E+02
b	5	SWMU2-16	-6263.0825	-849.6193		2.30E+02		2.30E+02
b	5	SWMU2-17	-6212.9523	-898.0215		8.80E+00		8.80E+00
b	5	SWMU2-3	-6121.7069	-902.3416		2.30E+02		2.30E+02
b	5	SWMU2-5	-6124.1564	-1025.0194		2.60E+03		2.60E+03
b	5	SWMU2-9	-6210	-1040		1.30E+03		1.30E+03
b	McN	GWW-01	-6468.5	663.2		9.30E+00		9.30E+00
b	McN	GWW-02	-6165.4	665.5		2.80E+01		2.80E+01
b	McN	GWW-03	-6129.7	831.2		3.40E+00		3.40E+00
b	McN	P4-G11	-5366.1556	-293.6906		2.70E+02		2.70E+02
b	McN	P4-G12	-5975.5175	-434.4071		2.10E+03		2.10E+03
b	McN	SWMU2-10	-6285.1494	-1010.1558		7.80E+00		7.80E+00
b	McN	SWMU2-17	-6212.9523	-898.0215		1.80E+02		1.80E+02
b	McN	SWMU2-3	-6121.7069	-902.3416		4.10E+02		4.10E+02
b	McN	SWMU2-9	-6210	-1040		4.60E+00		4.60E+00
c	2	099-031	-1931.78	-1868.62		3.30E-01		3.30E-01
c	2	099-032	-2011.05	-1783.99		7.60E-02		7.60E-02
c	2	P4-H1	-2356.096	-3494.7688		1.80E+01		1.80E+01
c	3	P4-F5	-2095.58	-2666.5212		1.20E+02		1.20E+02
c	4	099-005	-1802.61	-1758.8		2.00E+00		2.00E+00
c	4	099-008	-1803.05	-1488.34		6.80E-01		6.80E-01

Individual Borehole Results for Unfiltered Samples
Residential Use Systemic Toxicity - Hazard indices

Area	HU	Location	Admin. East	Admin. North	Di-n-octyl-phthalate	Organic	Inorganic	Total
c	4	099-011	-1548.43	-1682.2		4.20E-02		4.20E-02
c	4	099-035	-1653.61	-1681.87		7.80E-02	4.60E+01	4.60E+01
c	4	P4-F3	-3058.9545	-1614.5122		3.20E+00		3.20E+00
c	4	P4-F4	-2345.6914	-2171.3444		2.40E+00		2.40E+00
c	4	P4-G8	-4859.6909	-628.8469		4.40E+00		4.40E+00
c	4	P4-H6	-3730.9532	-3491.5712		1.90E+00		1.90E+00
c	5	099-034	-1880.81	-2034.22		4.50E+01	3.10E+02	3.50E+02
c	5	099-035	-1653.61	-1681.87		3.00E+01	2.70E+05	2.70E+05
c	5	099-037	-2336.73	-2895.83		1.30E+00		1.30E+00
c	5	193-023	-2636.77	-2835.02		2.50E-01		2.50E-01
c	5	193-025	-2718.69	-2870.27		1.50E+01		1.50E+01
c	5	P4-E1	-3280.9132	-740.0572		5.00E+01		5.00E+01
c	5	P4-E2	-2327.532	-295.8654		7.50E+00		7.50E+00
c	5	P4-E4	-1979.5676	-782.4152		7.80E+01		7.80E+01
c	5	P4-E6	-1606.9407	-1894.5031		5.30E+01		5.30E+01
c	5	P4-E8	-1521.5779	-2228.1898		5.50E+01		5.50E+01
c	5	P4-F1	-3429.4386	-644.7423		2.40E+02		2.40E+02
c	5	P4-F2	-3295.9732	-1021.4207		6.40E+01		6.40E+01
c	5	P4-F3	-3058.9545	-1614.5122		3.40E+01		3.40E+01
c	5	P4-F4	-2345.6914	-2171.3444		7.50E+01		7.50E+01
c	5	P4-F5	-2095.58	-2666.5212		6.00E+01		6.00E+01
c	5	P4-F6	-4394.6382	-207.7991		8.70E+01		8.70E+01
c	5	P4-F7	-4612.2587	-106.6878		5.80E+01		5.80E+01
c	5	P4-F8	-4614	880		1.20E+01		1.20E+01
c	5	P4-G5	-3440.0638	-2879.2607		5.20E+01		5.20E+01
c	5	P4-G7	-2277.0149	-3070.5899		7.40E+01		7.40E+01
c	5	P4-G8	-4859.6909	-628.8469		7.40E+02		7.40E+02
c	5	P4-H6	-3730.9532	-3491.5712		1.60E+00		1.60E+00
c	McN	193-025	-2718.69	-2870.27		9.40E+00		9.40E+00
c	McN	P4-E8	-1521.5779	-2228.1898		2.50E-01		2.50E-01
c	McN	P4-F1	-3429.4386	-644.7423		1.30E-01		1.30E-01
c	McN	P4-F2	-3295.9732	-1021.4207		1.60E+00		1.60E+00
c	McN	P4-F3	-3058.9545	-1614.5122		1.70E-02		1.70E-02
c	McN	P4-F4	-2345.6914	-2171.3444		1.70E+00		1.70E+00
c	McN	P4-F5	-2095.58	-2666.5212		4.20E+00		4.20E+00
c	McN	P4-F6	-4394.6382	-207.7991		8.40E-02		8.40E-02
c	McN	P4-F7	-4612.2587	-106.6878		2.50E+00		2.50E+00
c	McN	P4-F8	-4614	880		8.40E-01		8.40E-01
c	McN	P4-G5	-3440.0638	-2879.2607		2.20E+00		2.20E+00
c	McN	P4-G8	-4859.6909	-628.8469		4.20E+02		4.20E+02
c	PCK	P4-E8	-1521.5779	-2228.1898		1.20E+02		1.20E+02
c	PCK	P4-F3	-3058.9545	-1614.5122		1.90E+00		1.90E+00
c	Terrace	193-16	-2371.0285	-3610.3378		1.80E+01		1.80E+01
d	1	720-002	-5139.9	-2607.94		1.90E+01		1.90E+01
d	2	193-18	-4072.373	-3222.3329		3.10E+01		3.10E+01
d	2	36-SB-001	-6132.0168	-2163.6936		1.50E+01		1.50E+01
d	2	36-SB-002	-6109.256	-2168.7083		2.00E-01		2.00E-01
d	2	36-SB-003	-6111.6754	-2120.3964		3.30E+00		3.30E+00
d	2	36-SB-004	-6097.4683	-2151.3233		3.90E+01		3.90E+01
d	2	36-SB-005	-6106.8292	-2150.8814		1.50E+01		1.50E+01
d	2	38-SB-003	-6967.7899	-2752.9887		1.70E-02		1.70E-02
d	2	720-003	-5375.03	-2606.98		4.00E+00		4.00E+00
d	2	720-011	-4991.11	-2298.46		8.80E-01		8.80E-01
d	2	720-024	-5621.74	-2668.03		1.70E-02		1.70E-02
d	3	001-173	-6950.58	-1719.97		2.80E+01		2.80E+01

Individual Borehole Results for Unfiltered Samples
Residential Use Systemic Toxicity - Hazard indices

Area	HU	Location	Admin. East	Admin. North	Di-n-octyl-phthalate	Organic	Inorganic	Total
d	3	193-028	-4055.47	-3081.83		1.00E-01		1.00E-01
d	3	720-011	-4991.11	-2298.46		4.20E+00		4.20E+00
d	3	720-022	-5139.77	-2676.87		1.30E-01		1.30E-01
d	3	P4-H5	-4063.253	-3288.0224		1.10E+00		1.10E+00
d	4	001-184	-7344.02	-1191.7		1.70E-02		1.70E-02
d	4	099-038	-3478.65	-2467.24		7.60E-01		7.60E-01
d	4	193-032	-3537.01	-3064.28		1.50E-01		1.50E-01
d	4	193-041	-3714.47	-2462.04		6.10E+00		6.10E+00
d	4	720-010	-4900.73	-2229.59		6.40E+00		6.40E+00
d	5	001-175	-7197.43	-1684.69		9.30E+00		9.30E+00
d	5	001-176	-6594.89	-1699.48		5.70E+00		5.70E+00
d	5	001-177	-6719.08	-1856.93		8.50E-01		8.50E-01
d	5	001-178	-7139.25	-1956.07		1.30E+00		1.30E+00
d	5	001-180	-7396.07	-1414.73		6.30E+00		6.30E+00
d	5	001-181	-6080.72	-1725.62		1.20E+01		1.20E+01
d	5	001-182	-7200.19	-1275.04		1.30E+02		1.30E+02
d	5	001-183	-7601.83	-1041.72		1.00E+00		1.00E+00
d	5	001-184	-7344.02	-1191.7		2.00E+01		2.00E+01
d	5	091-001	-6899.08	-1048.26		7.50E+00		7.50E+00
d	5	091-002	-6939.9	-907.39		9.60E+00		9.60E+00
d	5	099-038	-3478.65	-2467.24		1.40E+01		1.40E+01
d	5	193-028	-4055.47	-3081.83		7.60E-02		7.60E-02
d	5	193-031	-3896.84	-3348.43		1.70E-01		1.70E-01
d	5	193-032	-3537.01	-3064.28		3.40E+00	4.60E-01	3.80E+00
d	5	193-041	-3714.47	-2462.04		2.80E+01		2.80E+01
d	5	193-20	-3688.4901	-2894.868		1.40E+01		1.40E+01
d	5	720-010	-4900.73	-2229.59		4.40E+00		4.40E+00
d	5	720-011	-4991.11	-2298.46		3.50E+00		3.50E+00
d	5	720-012	-5152.5	-2730.98		1.00E+00		1.00E+00
d	5	720-013	-5931.03	-2417.82		5.60E+00		5.60E+00
d	5	720-014	-5930.34	-2265.73		1.40E+00		1.40E+00
d	5	720-015	-5939.88	-2056.41		4.30E+01		4.30E+01
d	5	720-016	-5698.82	-1977.44		6.90E+01		6.90E+01
d	5	720-017	-5429.73	-2065.63		7.40E+01		7.40E+01
d	5	720-018	-5185.43	-2035.15		1.10E+02		1.10E+02
d	5	720-019	-4931.91	-2492.84		8.90E+00		8.90E+00
d	5	720-026	-5792.91	-1729.12		8.90E+01		8.90E+01
d	5	720-028	-4565.85	-2631.76		6.80E+00		6.80E+00
d	5	720-029	-4860.19	-1960.29		3.50E+00		3.50E+00
d	5	P4-G3	-3870.9975	-2097.037		4.50E+01		4.50E+01
d	5	P4-H5	-4063.253	-3288.0224		4.30E+00		4.30E+00
d	5	P4-H7	-5030.8312	-2051.7808		1.00E+03		1.00E+03
d	McN	001-177	-6719.08	-1856.93		7.40E-01		7.40E-01
d	McN	001-180	-7396.07	-1414.73		6.70E-02		6.70E-02
d	McN	001-181	-6080.72	-1725.62		1.30E+00		1.30E+00
d	McN	001-183	-7601.83	-1041.72		4.20E-01		4.20E-01
d	McN	091-002	-6939.9	-907.39		1.60E-01		1.60E-01
d	McN	099-038	-3478.65	-2467.24		1.70E-02		1.70E-02
d	McN	193-031	-3896.84	-3348.43		9.30E-02		9.30E-02
d	McN	193-032	-3537.01	-3064.28		1.90E+00		1.90E+00
d	McN	193-041	-3714.47	-2462.04		3.50E+00		3.50E+00
d	McN	720-014	-5930.34	-2265.73		2.50E-01		2.50E-01
d	McN	720-015	-5939.88	-2056.41		1.70E-02		1.70E-02
d	McN	720-017	-5429.73	-2065.63		8.60E+01		8.60E+01
d	McN	720-019	-4931.91	-2492.84		3.40E-02		3.40E-02

Individual Borehole Results for Unfiltered Samples
Residential Use Systemic Toxicity - Hazard indices

Area	HU	Location	Admin. East	Admin. North	Di-n-octyl-phthalate	Organic	Inorganic	Total
d	McN	720-028	-4565.85	-2631.76		1.70E-02		1.70E-02
d	McN	720-029	-4860.19	-1960.29		9.40E-01		9.40E-01
d	McN	P4-H5	-4063.253	-3288.0224		8.50E+00		8.50E+00
d	McN	P4-H7	-5030.8312	-2051.7808		3.50E-01		3.50E-01
d	PCK	P4-G3	-3870.9975	-2097.037		2.50E-02		2.50E-02
d	PCK	P4-H5	-4063.253	-3288.0224		2.50E-01		2.50E-01
d	PCK	P4-H7	-5030.8312	-2051.7808		6.20E+00		6.20E+00
e	5	J22	-6608.06	3112.38		4.80E+00		4.80E+00
e	5	J24	-7489.59	3112.22		1.60E+01		1.60E+01
e	5	J25	-7906.7148	3091.4299		4.10E+02		4.10E+02
e	5	J3	-5261.52	5985.84		1.30E+00		1.30E+00
e	5	J6	-6547.55	6684.97		3.00E+01		3.00E+01
e	5	J7	-6984.7	6917.24		4.80E-01		4.80E-01
f	2	099-022	-1256.11	-1940.36	1.16E+00	1.20E+00		1.20E+00
f	2	204-03	-1356.1	-2698.6		6.30E-02		6.30E-02
f	2	204-031	-1287.19	-2204.97		1.70E-01		1.70E-01
f	2	204-15	-1053.2	-2897.9		1.60E+00		1.60E+00
f	2	204-17	-1198.1	-2760		2.60E+00		2.60E+00
f	2	204-20	-1192.3	-2533.8		3.30E+01		3.30E+01
f	2	P4-E7	-931.348	-1914.7858		8.90E-01		8.90E-01
f	4	204-031	-1287.19	-2204.97		1.60E+00		1.60E+00
f	4	P4-B3	3008.8757	3751.9217		5.10E+00		5.10E+00
f	4	P4-B4	3347.2	3650.7149		2.10E+01		2.10E+01
f	5	204-031	-1287.19	-2204.97		6.50E+01		6.50E+01
f	5	P4-A2	3867.2115	5705.6378		5.40E+00		5.40E+00
f	5	P4-A3	4229.1982	5697.7632		1.30E+00		1.30E+00
f	5	P4-B3	3008.8757	3751.9217		1.70E+01		1.70E+01
f	5	P4-B4	3347.2	3650.7149		4.00E+01		4.00E+01
f	5	P4-B5	3590.3068	3429.5593		1.70E+01		1.70E+01
f	5	P4-C2	-1030.1049	3123.9799		3.40E+00		3.40E+00
f	5	P4-C4	-282.5417	3074.7198		2.20E+00		2.20E+00
f	5	P4-C5	912.4176	2753.4711		2.40E+01		2.40E+01
f	5	P4-C7	1357.7859	2096.1544		3.90E+01		3.90E+01
f	5	P4-C9	1791.0046	1182.0304		1.50E+02		1.50E+02
f	5	P4-D10	-733.3755	-1655.0762		1.40E+02		1.40E+02
f	5	P4-D11	-720.7784	-2007.5525		1.30E-01		1.30E-01
f	5	P4-D12A	-755.1116	-1651.7776		2.60E+02		2.60E+02
f	5	P4-D4	-1815.0666	1413.0026		5.30E+00		5.30E+00
f	5	P4-D5	-1135.8073	1551.1263		6.60E+00		6.60E+00
f	5	P4-D6	-725.2591	887.8336		8.20E+00		8.20E+00
f	5	P4-D7	-723.0174	-35.5704		1.60E+01		1.60E+01
f	5	P4-D8	-686.0962	-604.138		1.30E+01		1.30E+01
f	5	P4-D9	-639.7793	-1223.6622		6.80E+01		6.80E+01
f	5	P4-E7	-931.348	-1914.7858		2.00E+02		2.00E+02
f	5	SB40	1583.4313	831.505		1.60E+02		1.60E+02
f	McN	P4-B3	3008.8757	3751.9217		9.30E-02		9.30E-02
f	McN	P4-B4	3347.2	3650.7149		1.70E-01		1.70E-01
f	McN	P4-C2	-1030.1049	3123.9799		2.30E-01		2.30E-01
f	McN	P4-C4	-282.5417	3074.7198		1.40E+00		1.40E+00
f	McN	P4-D10	-733.3755	-1655.0762		3.50E+01		3.50E+01
f	McN	P4-D11	-720.7784	-2007.5525		1.10E-01		1.10E-01
f	McN	P4-D12	-682.9716	-1645.6319		8.40E-02		8.40E-02
f	McN	P4-D12A	-755.1116	-1651.7776		1.90E+00		1.90E+00
f	McN	P4-D5	-1135.8073	1551.1263		2.80E-01		2.80E-01
f	McN	P4-D6	-725.2591	887.8336		1.30E-01		1.30E-01

Individual Borehole Results for Unfiltered Samples
Residential Use Systemic Toxicity - Hazard indices

Area	HU	Location	Admin. East	Admin. North	Di-n-octyl-phthalate	Organic	Inorganic	Total
f	McN	P4-D9	-639.7793	-1223.6622		4.20E-01		4.20E-01
f	McN	P4-E7	-931.348	-1914.7858		1.50E+00		1.50E+00
f	McN	SB47	1464.5559	64.4356		8.40E-02		8.40E-02
f	PCK	P4-B3	3008.8757	3751.9217		1.50E+01		1.50E+01
f	PCK	P4-D8	-686.0962	-604.138		1.00E+01		1.00E+01
f	PCK	SB39	1672.1957	506.6573		1.40E+01		1.40E+01
f	Terrace	204-029	-980.92	-2451.33			1.10E+00	1.10E+00
h	Terrace	204-06	-1342	-3614.4		4.20E-01		4.20E-01
h	Terrace	204-08	-1125.4	-3715.6		5.00E-01		5.00E-01
i	5	J19	-5305.44	3195.21		1.80E-01		1.80E-01
i	5	J21	-6182.54	3053.57		1.10E+00		1.10E+00
k	TG	08-SB-001	-8034.6285	-3534.2087		8.00E-03		8.00E-03

Individual Borehole Results for Unfiltered Samples
Residential Use Systemic Toxicity - Exposure Point Concentrations

Area	HU	Location	Admin. East	Admin. North	cis-1,2-DCE	Methylene chloride	TCE	1,1-DCE	trans-1,2-DCE	PCE	Carbon tet.	Chloroform	Bromo-dichloromethane	Toluene
a	2	040-009	-4062.38	-1184.85	3.30E-03	5.60E-03	3.90E-03							
a	2	400-018	-4262.79	-1794.2			1.01E-01							
a	2	P4-G2	-3913.1768	-1008.8133	7.50E-02		2.50E-03	5.80E-03						
a	3	400-083	-4442.44	-1383.88			5.00E-03							
a	4	400-037	-4116.04	-1784.37			1.73E+02							
a	4	400-038	-4097.59	-1648.57			3.66E+00							
a	4	400-048	-3943.5	-1420.75			1.90E-03		8.60E-03					
a	4	400-215	-4091.81	-1921.36			6.25E+00			1.30E-02				
a	5	026-001	-4248.21	-992.98			6.21E+00							
a	5	400-034	-4404.04	-1078.69	1.20E-02		9.17E+01	2.70E-03						
a	5	400-035	-4404.16	-1294.38	3.70E-01		2.69E+01							
a	5	400-036	-4409.28	-1607.31			1.03E+01		5.30E-02					
a	5	400-037	-4116.04	-1784.37			7.01E+02							
a	5	400-038	-4097.59	-1648.57	1.95E-01		1.97E+01	1.54E-01	3.05E-01					
a	5	400-039	-3942.98	-1071.54	4.60E-02		1.26E+00	3.00E-03		3.00E-03	2.70E-01	2.60E-02		
a	5	400-040	-4413.94	-1302.12			5.37E+01	7.00E-02				2.00E-02	4.00E-03	
a	5	400-041	-4404.34	-1556.2			3.24E+01				1.00E-03	1.70E-02		3.60E-02
a	5	400-042	-4192.06	-1169.64			2.69E+01							
a	5	400-043	-4463.86	-1074.84			1.46E+01							
a	5	400-044	-4562.41	-1440.12	2.90E-03		1.07E+01	1.04E-02	2.99E-01					
a	5	400-045	-4442.75	-1770.03			2.45E+01	5.20E-03	4.90E-02					
a	5	400-046	-4030.16	-1566			1.43E+02	3.50E-02						
a	5	400-047	-4071.83	-1476.06			1.86E+01							
a	5	400-048	-3943.5	-1420.75			5.48E-01	5.46E-02	2.94E-02					
a	5	400-049	-3573.08	-1232.17			1.49E-01	1.20E-03	4.50E-03					
a	5	400-052	-3635.33	-1074.21			1.23E+00		8.00E-03					
a	5	400-053	-3635.21	-906.74			1.20E+00	1.10E-02						
a	5	400-206	-4564.09	-1076.08			9.75E+00							
a	5	400-208	-4404.16	-1083.87			9.90E+01							
a	5	400-210	-4403.56	-1289.51			2.90E+01							
a	5	400-212	-3939.16	-1062.27	5.70E-02		1.40E+00			8.00E-02	3.60E-02			
a	5	400-213	-4750.4	-1755.47			2.08E-01	2.00E-03						
a	5	400-214	-4368.52	-1971.11			1.01E+00							
a	5	400-215	-4091.81	-1921.36	7.00E-03		4.39E+00			3.00E-02				
a	5	P4-G1	-4554.4201	-1005.4503	9.35E-01		4.47E+01	3.80E-01			2.00E-02			
a	5	P4-G2	-3913.1768	-1008.8133	3.10E+00		2.30E+00	3.82E-01			4.03E-01			
a	McN	026-001	-4248.21	-992.98			5.75E-02		1.57E-02					
a	McN	400-034	-4404.04	-1078.69			2.23E+01							
a	McN	400-035	-4404.16	-1294.38			2.50E-02							
a	McN	400-036	-4409.28	-1607.31			1.00E-03							
a	McN	400-037	-4116.04	-1784.37			8.56E+01							
a	McN	400-038	-4097.59	-1648.57			6.20E-02							
a	McN	400-039	-3942.98	-1071.54			8.40E-01							
a	McN	400-040	-4413.94	-1302.12	2.00E-02		3.32E-01	2.00E-02	2.00E-02		1.90E-02	7.99E-03		
a	McN	400-041	-4404.34	-1556.2			1.26E+02		9.00E-03		6.00E-03	1.00E-03		
a	McN	400-043	-4463.86	-1074.84			6.56E+00							
a	McN	400-044	-4562.41	-1440.12			6.68E+00	1.00E-02	7.70E-02					
a	McN	400-048	-3943.5	-1420.75			1.70E-02	1.60E-03	1.70E-02					
a	McN	400-053	-3635.21	-906.74			1.71E-02							
a	McN	400-206	-4564.09	-1076.08			5.50E-02							
a	McN	400-207	-4111.01	-1783.02			1.20E-03							
a	McN	P4-G1	-4554.4201	-1005.4503			1.80E-02							
a	McN	P4-G2	-3913.1768	-1008.8133	1.16E+00		1.70E+00	3.20E-02			9.00E-02			
b	1	WB-1	-7074.9604	942.1181	6.70E-02		1.10E-03	2.20E-03						
b	1	WB-12	-6740.257	785.5127	2.20E-03		5.00E-03	1.30E-03			7.10E-04			

Individual Borehole Results for Unfiltered Samples
Residential Use Systemic Toxicity - Exposure Point Concentrations

Area	HU	Location	Admin. East	Admin. North	cis-1,2-DCE	Methylene chloride	TCE	1,1-DCE	trans-1,2-DCE	PCE	Carbon tet.	Chloroform	Bromo-dichloromethane	Toluene
b	1	WB-13	-6619.194	777.3773										
b	1	WB-4	-6930.4988	960.4226	1.50E-02		3.70E-03							
b	1	WB-7	-6681.2515	914.6613	3.60E-03		7.10E-04							
b	1	WB-8	-6601.8993	914.6613										
b	1	WB-9	-6541.8765	914.6613										
b	2	GWW-01	-6468.5	663.2										
b	2	GWW-02	-6165.4	665.5										
b	2	GWW-03	-6129.7	831.2										
b	2	J44	-7006	1013			6.40E-01							
b	2	SWMU2-17	-6212.9523	-898.0215				1.53E-01						
b	2	SWMU2-3	-6121.7069	-902.3416	2.80E-01		3.90E-02	1.43E-02						
b	2	SWMU2-9	-6210	-1040	2.12E-03		7.30E-04	8.33E+00						
b	3	J41	-6422	1005			2.00E-03							
b	3	J42	-6616	1007			3.00E-03							
b	3	SWMU2-9	-6210	-1040			1.00E-02	6.67E-01						
b	4	J43	-6791	1010			5.00E+00							
b	4	J44	-7006	1013			1.70E+00							
b	4	P4-G11	-5366.1556	-293.6906	6.39E-02		3.20E-03	6.60E-03						
b	4	SWMU2-13	-6301.9776	-947.4045	7.50E-01		5.35E+00	1.79E+00	4.30E-03					
b	4	SWMU2-3	-6121.7069	-902.3416				3.24E+00						
b	4	SWMU2-5	-6124.1564	-1025.0194				4.12E+00						
b	5	GWW-01	-6468.5	663.2	2.30E-02		1.40E+01	3.70E-03		4.80E-03	4.73E-03	1.20E-02		
b	5	GWW-02	-6165.4	665.5	6.40E-03		4.10E-01			7.30E-04		2.77E-03		
b	5	GWW-03	-6129.7	831.2			1.20E-03							
b	5	J40	-6156	1001			4.20E-01					3.00E-03		
b	5	J42	-6616	1007			5.90E-01							
b	5	J43	-6791	1010			1.00E+01							
b	5	J44	-7006	1013			1.10E+01							
b	5	J49	-6417	371			4.00E-02							
b	5	P4-G11	-5366.1556	-293.6906	5.42E-01		1.04E+01	2.04E-01			4.80E-02			
b	5	P4-G12	-5975.5175	-434.4071	1.07E+00		2.72E+01	1.70E-01			1.33E-01			
b	5	P4-G9	-5308.0737	-973.5677	2.48E-02		5.84E-02	4.10E-03						
b	5	SB-38	-7352.8657	1448.882			4.50E-01					1.50E-02		
b	5	SWMU2-10	-6285.1494	-1010.1558			1.20E-01	1.45E+00						
b	5	SWMU2-13	-6301.9776	-947.4045	2.21E-01		1.60E+00	3.55E+00						
b	5	SWMU2-16	-6263.0825	-849.6193			1.10E-02	4.21E+00						
b	5	SWMU2-17	-6212.9523	-898.0215			4.90E-04	1.59E-01						
b	5	SWMU2-3	-6121.7069	-902.3416			2.20E-03	4.10E+00						
b	5	SWMU2-5	-6124.1564	-1025.0194				4.79E+01						
b	5	SWMU2-9	-6210	-1040			1.50E-02	2.28E+01						
b	McN	GWW-01	-6468.5	663.2			1.10E-01					8.40E-04		
b	McN	GWW-02	-6165.4	665.5	5.60E-03		3.20E-01					3.80E-03		
b	McN	GWW-03	-6129.7	831.2			4.00E-02					3.15E-04		
b	McN	P4-G11	-5366.1556	-293.6906	1.68E-01		3.06E+00	3.46E-02			2.20E-03			
b	McN	P4-G12	-5975.5175	-434.4071	1.04E+00		2.35E+01	3.88E-01			2.80E-02			
b	McN	SWMU2-10	-6285.1494	-1010.1558			4.64E-02	7.15E-02						
b	McN	SWMU2-17	-6212.9523	-898.0215	2.32E-02		1.70E-03	3.30E+00						
b	McN	SWMU2-3	-6121.7069	-902.3416			1.26E-03	7.50E+00						
b	McN	SWMU2-9	-6210	-1040			5.50E-02							
c	2	099-031	-1931.78	-1868.62			3.00E-03							
c	2	099-032	-2011.05	-1783.99			9.00E-04							
c	2	P4-H1	-2356.096	-3494.7688			2.17E-01							
c	3	P4-F5	-2095.58	-2666.5212	2.50E-02		1.40E+00							
c	4	099-005	-1802.61	-1758.8	1.60E-02		1.40E-02							
c	4	099-008	-1803.05	-1488.34	3.00E-03		3.00E-03	5.00E-03						

Individual Borehole Results for Unfiltered Samples
Residential Use Systemic Toxicity - Exposure Point Concentrations

Area	HU	Location	Admin. East	Admin. North	cis-1,2-DCE	Methylene chloride	TCE	1,1-DCE	trans-1,2-DCE	PCE	Carbon tet.	Chloroform	Bromo-dichloromethane	Toluene
c	4	099-011	-1548.43	-1682.2			5.00E-04							
c	4	099-035	-1653.61	-1681.87										
c	4	P4-F3	-3058.9545	-1614.5122	4.80E-02		9.40E-03							
c	4	P4-F4	-2345.6914	-2171.3444			2.80E-02							
c	4	P4-G8	-4859.6909	-628.8469	8.80E-02		8.00E-04							
c	4	P4-H6	-3730.9532	-3491.5712			3.54E-02							
c	5	099-034	-1880.81	-2034.22	5.00E-03		5.20E-01	2.40E-02						
c	5	099-035	-1653.61	-1681.87	3.60E-03		3.50E-01							
c	5	099-037	-2336.73	-2895.83			2.00E-03	2.00E-02						
c	5	193-023	-2636.77	-2835.02			1.00E-03							
c	5	193-025	-2718.69	-2870.27			1.80E-01							
c	5	P4-E1	-3280.9132	-740.0572	5.18E-01		6.50E-02	4.00E-03		2.30E-02	2.20E-02			
c	5	P4-E2	-2327.532	-295.8654	6.07E-02		5.37E-02							
c	5	P4-E4	-1979.5676	-782.4152	1.59E-01		8.12E-01	7.20E-03			1.10E-03			
c	5	P4-E6	-1606.9407	-1894.5031	1.15E-01		5.19E-01	2.29E-02			2.80E-03			
c	5	P4-E8	-1521.5779	-2228.1898			6.41E-01				1.00E-03			
c	5	P4-F1	-3429.4386	-644.7423	4.42E-01		2.55E+00	2.30E-03						
c	5	P4-F2	-3295.9732	-1021.4207	1.66E-01		6.56E-01	2.00E-03			1.00E-03			
c	5	P4-F3	-3058.9545	-1614.5122	1.25E-01		3.30E-01	2.90E-03			3.40E-04			
c	5	P4-F4	-2345.6914	-2171.3444	5.25E-01		5.40E-01	5.70E-02			1.00E-03			
c	5	P4-F5	-2095.58	-2666.5212	1.90E-02		5.60E-01	2.10E-01						
c	5	P4-F6	-4394.6382	-207.7991	4.89E-01		7.44E-01	2.01E-03			5.00E-05			
c	5	P4-F7	-4612.2587	-106.6878	6.62E-01		2.79E-01	2.48E-02						
c	5	P4-F8	-4614	880	1.38E-01		4.30E-02	2.50E-02						
c	5	P4-G5	-3440.0638	-2879.2607	9.87E-02		5.00E-01				5.50E-03			
c	5	P4-G7	-2277.0149	-3070.5899	9.98E-01		7.20E-03	5.01E-02			2.46E-02			
c	5	P4-G8	-4859.6909	-628.8469	5.91E-01		6.83E+00	1.90E-01			1.48E-01			
c	5	P4-H6	-3730.9532	-3491.5712	2.77E-02		2.20E-03							
c	McN	193-025	-2718.69	-2870.27			1.10E-01	3.50E-04						
c	McN	P4-E8	-1521.5779	-2228.1898			3.00E-03							
c	McN	P4-F1	-3429.4386	-644.7423			1.60E-03							
c	McN	P4-F2	-3295.9732	-1021.4207			1.90E-02							
c	McN	P4-F3	-3058.9545	-1614.5122			2.00E-04							
c	McN	P4-F4	-2345.6914	-2171.3444	3.20E-02		1.00E-03							
c	McN	P4-F5	-2095.58	-2666.5212	8.30E-02		1.00E-03							
c	McN	P4-F6	-4394.6382	-207.7991			1.00E-03							
c	McN	P4-F7	-4612.2587	-106.6878	1.54E-02		7.80E-03	1.40E-02	1.29E-02					
c	McN	P4-F8	-4614	880	1.70E-02									
c	McN	P4-G5	-3440.0638	-2879.2607	2.30E-02		1.30E-02							
c	McN	P4-G8	-4859.6909	-628.8469	1.61E-01		4.78E+00	1.32E-01			3.40E-03			
c	PCK	P4-E8	-1521.5779	-2228.1898			1.48E+00							
c	PCK	P4-F3	-3058.9545	-1614.5122			2.20E-02							
c	Terrace	193-16	-2371.0285	-3610.3378			2.13E-01							
d	1	720-002	-5139.9	-2607.94	4.90E-02		1.49E-01	4.60E-02	6.40E-02					
d	2	193-18	-4072.373	-3222.3329										
d	2	36-SB-001	-6132.0168	-2163.6936			6.32E-02							
d	2	36-SB-002	-6109.256	-2168.7083			2.42E-03							
d	2	36-SB-003	-6111.6754	-2120.3964			3.97E-02							
d	2	36-SB-004	-6097.4683	-2151.3233			4.58E-01							
d	2	36-SB-005	-6106.8292	-2150.8814	3.10E-03		1.75E-01							
d	2	38-SB-003	-6967.7899	-2752.9887			2.00E-04							
d	2	720-003	-5375.03	-2606.98			4.60E-02		4.30E-03					
d	2	720-011	-4991.11	-2298.46			9.20E-03	2.00E-03						
d	2	720-024	-5621.74	-2668.03			2.00E-04							
d	3	001-173	-6950.58	-1719.97			3.12E-01	7.00E-03	4.60E-02					

Individual Borehole Results for Unfiltered Samples
Residential Use Systemic Toxicity - Exposure Point Concentrations

Area	HU	Location	Admin. East	Admin. North	cis-1,2-DCE	Methylene chloride	TCE	1,1-DCE	trans-1,2-DCE	PCE	Carbon tet.	Chloroform	Bromo-dichloromethane	Toluene
d	3	193-028	-4055.47	-3081.83										
d	3	720-011	-4991.11	-2298.46	2.90E-02		2.50E-02	2.00E-04	2.50E-02					
d	3	720-022	-5139.77	-2676.87			1.60E-03							
d	3	P4-H5	-4063.253	-3288.0224	2.00E-02		1.60E-03							
d	4	001-184	-7344.02	-1191.7			2.00E-04							
d	4	099-038	-3478.65	-2467.24			9.00E-03							
d	4	193-032	-3537.01	-3064.28			1.80E-03							
d	4	193-041	-3714.47	-2462.04			7.20E-02							
d	4	720-010	-4900.73	-2229.59			7.30E-02	1.70E-03	6.30E-03					
d	5	001-175	-7197.43	-1684.69			1.10E-01	4.00E-04						
d	5	001-176	-6594.89	-1699.48			6.60E-02	7.00E-04				3.08E-03		
d	5	001-177	-6719.08	-1856.93			1.00E-02	1.00E-04						
d	5	001-178	-7139.25	-1956.07			1.50E-02							
d	5	001-180	-7396.07	-1414.73			7.50E-02	5.00E-04						
d	5	001-181	-6080.72	-1725.62			1.43E-01	7.00E-04						
d	5	001-182	-7200.19	-1275.04	4.50E-03		1.58E+00	5.30E-03	2.30E-02					
d	5	001-183	-7601.83	-1041.72			1.20E-02							
d	5	001-184	-7344.02	-1191.7	2.60E-03		2.40E-01	2.20E-03						
d	5	091-001	-6899.08	-1048.26	1.25E-02		6.81E-02	1.90E-02	5.70E-03					
d	5	091-002	-6939.9	-907.39			1.12E-01	1.10E-03	6.70E-03					
d	5	099-038	-3478.65	-2467.24	6.00E-03		1.60E-01	2.00E-04						
d	5	193-028	-4055.47	-3081.83			2.90E-04							
d	5	193-031	-3896.84	-3348.43			2.00E-03							
d	5	193-032	-3537.01	-3064.28			4.00E-02							
d	5	193-041	-3714.47	-2462.04			3.30E-01							
d	5	193-20	-3688.4901	-2894.868			1.62E-01							
d	5	720-010	-4900.73	-2229.59			5.20E-02	2.00E-04						
d	5	720-011	-4991.11	-2298.46			3.70E-02	7.00E-04	1.40E-02					
d	5	720-012	-5152.5	-2730.98			1.20E-02							
d	5	720-013	-5931.03	-2417.82	1.20E-02		5.70E-02		1.00E-02					
d	5	720-014	-5930.34	-2265.73	4.50E-03		1.40E-02							
d	5	720-015	-5939.88	-2056.41	2.00E-02		4.96E-01	9.00E-03	7.50E-03					
d	5	720-016	-5698.82	-1977.44			8.10E-01	1.20E-02	1.20E-02					
d	5	720-017	-5429.73	-2065.63	2.30E-02		8.61E-01	6.10E-03	2.30E-02					
d	5	720-018	-5185.43	-2035.15	3.10E-02		1.26E+00	5.40E-02						
d	5	720-019	-4931.91	-2492.84	4.70E-03		1.03E-01							
d	5	720-026	-5792.91	-1729.12	1.10E-02		9.03E-01	3.10E-02		4.00E-03	1.20E-02	2.90E-03		
d	5	720-028	-4565.85	-2631.76	5.00E-03		7.80E-02							
d	5	720-029	-4860.19	-1960.29			3.90E-02	3.52E-03		2.00E-03				
d	5	P4-G3	-3870.9975	-2097.037	4.64E-01		2.43E-01	3.35E-02						
d	5	P4-H5	-4063.253	-3288.0224	8.40E-02		2.00E-03							
d	5	P4-H7	-5030.8312	-2051.7808	2.82E-01		1.20E+01	9.20E-02			6.71E-03			
d	McN	001-177	-6719.08	-1856.93			8.80E-03							
d	McN	001-180	-7396.07	-1414.73			8.00E-04							
d	McN	001-181	-6080.72	-1725.62			1.50E-02							
d	McN	001-183	-7601.83	-1041.72			5.00E-03							
d	McN	091-002	-6939.9	-907.39			1.90E-03							
d	McN	099-038	-3478.65	-2467.24			2.00E-04							
d	McN	193-031	-3896.84	-3348.43			5.00E-04							
d	McN	193-032	-3537.01	-3064.28			2.30E-02							
d	McN	193-041	-3714.47	-2462.04			4.20E-02							
d	McN	720-014	-5930.34	-2265.73			3.00E-03							
d	McN	720-015	-5939.88	-2056.41			2.00E-04							
d	McN	720-017	-5429.73	-2065.63			1.01E+00	1.00E-02						
d	McN	720-019	-4931.91	-2492.84			4.00E-04							

Individual Borehole Results for Unfiltered Samples
Residential Use Systemic Toxicity - Exposure Point Concentrations

Area	HU	Location	Admin. East	Admin. North	cis-1,2-DCE	Methylene chloride	TCE	1,1-DCE	trans-1,2-DCE	PCE	Carbon tet.	Chloroform	Bromo-dichloromethane	Toluene
d	McN	720-028	-4565.85	-2631.76			2.00E-04							
d	McN	720-029	-4860.19	-1960.29			1.10E-02	2.00E-04						
d	McN	P4-H5	-4063.253	-3288.0224	1.70E-01		5.00E-04							
d	McN	P4-H7	-5030.8312	-2051.7808			4.20E-03							
d	PCK	P4-G3	-3870.9975	-2097.037			3.00E-04							
d	PCK	P4-H5	-4063.253	-3288.0224			3.00E-03							
d	PCK	P4-H7	-5030.8312	-2051.7808	5.00E-03		4.80E-02	3.40E-02						
e	5	J22	-6608.06	3112.38			5.40E-02					3.00E-04		
e	5	J24	-7489.59	3112.22			1.90E-01							
e	5	J25	-7906.7148	3091.4299			4.80E+00			2.00E-03		4.33E-03		
e	5	J3	-5261.52	5985.84										
e	5	J6	-6547.55	6684.97			3.60E-01			6.00E-04		6.00E-04		
e	5	J7	-6984.7	6917.24			3.00E-03							
f	2	099-022	-1256.11	-1940.36										
f	2	204-03	-1356.1	-2698.6						5.00E-03				
f	2	204-031	-1287.19	-2204.97			2.00E-03	1.00E-04						
f	2	204-15	-1053.2	-2897.9			1.90E-02							
f	2	204-17	-1198.1	-2760			3.10E-02							
f	2	204-20	-1192.3	-2533.8			3.96E-01							
f	2	P4-E7	-931.348	-1914.7858	1.80E-02									
f	4	204-031	-1287.19	-2204.97			1.90E-02							
f	4	P4-B3	3008.8757	3751.9217			6.08E-02							
f	4	P4-B4	3347.2	3650.7149	1.64E-02		2.40E-01	7.00E-04						
f	5	204-031	-1287.19	-2204.97	6.00E-03		7.70E-01	1.00E-04						
f	5	P4-A2	3867.2115	5705.6378	2.33E-02		5.06E-02							
f	5	P4-A3	4229.1982	5697.7632	1.89E-02		3.80E-03							
f	5	P4-B3	3008.8757	3751.9217	2.74E-02		1.84E-01							
f	5	P4-B4	3347.2	3650.7149	2.99E-02		4.39E-01	3.31E-03			2.20E-03			
f	5	P4-B5	3590.3068	3429.5593			2.00E-01							
f	5	P4-C2	-1030.1049	3123.9799	5.32E-02		5.50E-03				3.00E-04			
f	5	P4-C4	-282.5417	3074.7198			2.62E-02							
f	5	P4-C5	912.4176	2753.4711			2.80E-01	1.20E-03						
f	5	P4-C7	1357.7859	2096.1544			4.62E-01							
f	5	P4-C9	1791.0046	1182.0304			1.77E+00	1.10E-03						
f	5	P4-D10	-733.3755	-1655.0762			1.72E+00							
f	5	P4-D11	-720.7784	-2007.5525			1.60E-03							
f	5	P4-D12A	-755.1116	-1651.7776			3.10E+00							
f	5	P4-D4	-1815.0666	1413.0026	3.00E-03		6.07E-02							
f	5	P4-D5	-1135.8073	1551.1263	2.90E-02		6.10E-02							
f	5	P4-D6	-725.2591	887.8336			9.80E-02							
f	5	P4-D7	-723.0174	-35.5704			1.90E-01	4.50E-03						
f	5	P4-D8	-686.0962	-604.138			1.39E-01	7.70E-03			1.00E-03			
f	5	P4-D9	-639.7793	-1223.6622			8.00E-01	1.66E-02						
f	5	P4-E7	-931.348	-1914.7858			2.37E+00							
f	5	SB40	1583.4313	831.505			1.90E+00							
f	McN	P4-B3	3008.8757	3751.9217			1.10E-03							
f	McN	P4-B4	3347.2	3650.7149			2.00E-03							
f	McN	P4-C2	-1030.1049	3123.9799			2.70E-03							
f	McN	P4-C4	-282.5417	3074.7198			1.70E-02							
f	McN	P4-D10	-733.3755	-1655.0762			4.14E-01							
f	McN	P4-D11	-720.7784	-2007.5525			1.30E-03							
f	McN	P4-D12	-682.9716	-1645.6319			1.00E-03							
f	McN	P4-D12A	-755.1116	-1651.7776	1.53E-02		1.40E-02							
f	McN	P4-D5	-1135.8073	1551.1263			3.30E-03							
f	McN	P4-D6	-725.2591	887.8336			1.50E-03							

Individual Borehole Results for Unfiltered Samples
Residential Use Systemic Toxicity - Exposure Point Concentrations

Area	HU	Location	Admin. East	Admin. North	cis-1,2-DCE	Methylene chloride	TCE	1,1-DCE	trans-1,2-DCE	PCE	Carbon tet.	Chloroform	Bromo-dichloromethane	Toluene
f	McN	P4-D9	-639.7793	-1223.6622			5.00E-03							
f	McN	P4-E7	-931.348	-1914.7858	2.80E-02		1.60E-03							
f	McN	SB47	1464.5559	64.4356			1.00E-03							
f	PCK	P4-B3	3008.8757	3751.9217			1.80E-01							
f	PCK	P4-D8	-686.0962	-604.138			1.19E-01	6.00E-03						
f	PCK	SB39	1672.1957	506.6573			1.70E-01							
f	Terrace	204-029	-980.92	-2451.33										
h	Terrace	204-06	-1342	-3614.4			5.00E-03							
h	Terrace	204-08	-1125.4	-3715.6			6.00E-03							
i	5	J19	-5305.44	3195.21										
i	5	J21	-6182.54	3053.57			1.10E-02					3.00E-04		
k	TG	08-SB-001	-8034.6285	-3534.2087		5.00E-03								

Individual Borehole Results for Unfiltered Samples
Residential Use Systemic Toxicity - Exposure Point Concentrations

Area	HU	Location	Admin. East	Admin. North	1,2-DCA	Dibromo-chloromethane	Ethylbenzene	Chloro-benzene	Dimethyl-benzene	Benzene	1,1-DCA	Acetone	1,2-DCE	1,1,2-TCA	2-Butanone
a	2	040-009	-4062.38	-1184.85											
a	2	400-018	-4262.79	-1794.2											
a	2	P4-G2	-3913.1768	-1008.8133											
a	3	400-083	-4442.44	-1383.88											
a	4	400-037	-4116.04	-1784.37											
a	4	400-038	-4097.59	-1648.57											
a	4	400-048	-3943.5	-1420.75											
a	4	400-215	-4091.81	-1921.36											
a	5	026-001	-4248.21	-992.98											
a	5	400-034	-4404.04	-1078.69											
a	5	400-035	-4404.16	-1294.38											
a	5	400-036	-4409.28	-1607.31											
a	5	400-037	-4116.04	-1784.37											
a	5	400-038	-4097.59	-1648.57											
a	5	400-039	-3942.98	-1071.54											
a	5	400-040	-4413.94	-1302.12											
a	5	400-041	-4404.34	-1556.2											
a	5	400-042	-4192.06	-1169.64											
a	5	400-043	-4463.86	-1074.84											
a	5	400-044	-4562.41	-1440.12											
a	5	400-045	-4442.75	-1770.03											
a	5	400-046	-4030.16	-1566											
a	5	400-047	-4071.83	-1476.06											
a	5	400-048	-3943.5	-1420.75											
a	5	400-049	-3573.08	-1232.17											
a	5	400-052	-3635.33	-1074.21											
a	5	400-053	-3635.21	-906.74											
a	5	400-206	-4564.09	-1076.08											
a	5	400-208	-4404.16	-1083.87											
a	5	400-210	-4403.56	-1289.51											
a	5	400-212	-3939.16	-1062.27											
a	5	400-213	-4750.4	-1755.47											
a	5	400-214	-4368.52	-1971.11											
a	5	400-215	-4091.81	-1921.36											
a	5	P4-G1	-4554.4201	-1005.4503											
a	5	P4-G2	-3913.1768	-1008.8133											
a	McN	026-001	-4248.21	-992.98											
a	McN	400-034	-4404.04	-1078.69											
a	McN	400-035	-4404.16	-1294.38											
a	McN	400-036	-4409.28	-1607.31											
a	McN	400-037	-4116.04	-1784.37											
a	McN	400-038	-4097.59	-1648.57											
a	McN	400-039	-3942.98	-1071.54											
a	McN	400-040	-4413.94	-1302.12	1.00E-03	3.83E-03									
a	McN	400-041	-4404.34	-1556.2		1.00E-03									
a	McN	400-043	-4463.86	-1074.84											
a	McN	400-044	-4562.41	-1440.12											
a	McN	400-048	-3943.5	-1420.75											
a	McN	400-053	-3635.21	-906.74											
a	McN	400-206	-4564.09	-1076.08											
a	McN	400-207	-4111.01	-1783.02											
a	McN	P4-G1	-4554.4201	-1005.4503											
a	McN	P4-G2	-3913.1768	-1008.8133											
b	1	WB-1	-7074.9604	942.1181	3.00E-03		1.10E-02	1.60E-02	3.00E-02	2.50E-03	7.20E-02				
b	1	WB-12	-6740.257	785.5127			4.30E-02		2.10E-01	3.90E-03	9.90E-02	5.20E-02			

Individual Borehole Results for Unfiltered Samples
Residential Use Systemic Toxicity - Exposure Point Concentrations

Area	HU	Location	Admin. East	Admin. North	1,2-DCA	Dibromo-chloromethane	Ethylbenzene	Chloro-benzene	Dimethyl-benzene	Benzene	1,1-DCA	Acetone	1,2-DCE	1,1,2-TCA	2-Butanone
b	1	WB-13	-6619.194	777.3773			1.60E-03		7.30E-03						
b	1	WB-4	-6930.4988	960.4226	1.50E-03			9.30E-02		5.40E-03					
b	1	WB-7	-6681.2515	914.6613			5.30E-03		2.40E-02	2.10E-03					
b	1	WB-8	-6601.8993	914.6613			1.20E-02		5.40E-02	3.00E-03					
b	1	WB-9	-6541.8765	914.6613						7.40E-04					
b	2	GWW-01	-6468.5	663.2								1.50E-01			
b	2	GWW-02	-6165.4	665.5								3.80E-02			
b	2	GWW-03	-6129.7	831.2								1.70E+00			
b	2	J44	-7006	1013											
b	2	SWMU2-17	-6212.9523	-898.0215											
b	2	SWMU2-3	-6121.7069	-902.3416											
b	2	SWMU2-9	-6210	-1040											
b	3	J41	-6422	1005											
b	3	J42	-6616	1007											
b	3	SWMU2-9	-6210	-1040											
b	4	J43	-6791	1010									3.80E-01		
b	4	J44	-7006	1013											
b	4	P4-G11	-5366.1556	-293.6906											
b	4	SWMU2-13	-6301.9776	-947.4045											
b	4	SWMU2-3	-6121.7069	-902.3416											
b	4	SWMU2-5	-6124.1564	-1025.0194											
b	5	GWW-01	-6468.5	663.2	6.80E-04							2.26E-02		9.00E-03	
b	5	GWW-02	-6165.4	665.5						1.25E-03		2.57E-01			5.57E-02
b	5	GWW-03	-6129.7	831.2								2.80E-02			
b	5	J40	-6156	1001									2.50E-03		
b	5	J42	-6616	1007											
b	5	J43	-6791	1010										3.70E-01	
b	5	J44	-7006	1013											
b	5	J49	-6417	371											
b	5	P4-G11	-5366.1556	-293.6906											
b	5	P4-G12	-5975.5175	-434.4071											
b	5	P4-G9	-5308.0737	-973.5677											
b	5	SB-38	-7352.8657	1448.882											
b	5	SWMU2-10	-6285.1494	-1010.1558											
b	5	SWMU2-13	-6301.9776	-947.4045											
b	5	SWMU2-16	-6263.0825	-849.6193											
b	5	SWMU2-17	-6212.9523	-898.0215											
b	5	SWMU2-3	-6121.7069	-902.3416											
b	5	SWMU2-5	-6124.1564	-1025.0194											
b	5	SWMU2-9	-6210	-1040											
b	McN	GWW-01	-6468.5	663.2											
b	McN	GWW-02	-6165.4	665.5								2.00E-01			
b	McN	GWW-03	-6129.7	831.2											
b	McN	P4-G11	-5366.1556	-293.6906											
b	McN	P4-G12	-5975.5175	-434.4071											
b	McN	SWMU2-10	-6285.1494	-1010.1558											
b	McN	SWMU2-17	-6212.9523	-898.0215											
b	McN	SWMU2-3	-6121.7069	-902.3416											
b	McN	SWMU2-9	-6210	-1040											
c	2	099-031	-1931.78	-1868.62											
c	2	099-032	-2011.05	-1783.99											
c	2	P4-H1	-2356.096	-3494.7688											
c	3	P4-F5	-2095.58	-2666.5212											
c	4	099-005	-1802.61	-1758.8											
c	4	099-008	-1803.05	-1488.34											

Individual Borehole Results for Unfiltered Samples
Residential Use Systemic Toxicity - Exposure Point Concentrations

Area	HU	Location	Admin. East	Admin. North	1,2-DCA	Dibromo-chloromethane	Ethylbenzene	Chloro-benzene	Dimethyl-benzene	Benzene	1,1-DCA	Acetone	1,2-DCE	1,1,2-TCA	2-Butanone
c	4	099-011	-1548.43	-1682.2											
c	4	099-035	-1653.61	-1681.87											
c	4	P4-F3	-3058.9545	-1614.5122											
c	4	P4-F4	-2345.6914	-2171.3444											
c	4	P4-G8	-4859.6909	-628.8469											
c	4	P4-H6	-3730.9532	-3491.5712											
c	5	099-034	-1880.81	-2034.22											
c	5	099-035	-1653.61	-1681.87											
c	5	099-037	-2336.73	-2895.83											
c	5	193-023	-2636.77	-2835.02								3.30E-02			
c	5	193-025	-2718.69	-2870.27											
c	5	P4-E1	-3280.9132	-740.0572											
c	5	P4-E2	-2327.532	-295.8654											
c	5	P4-E4	-1979.5676	-782.4152											
c	5	P4-E6	-1606.9407	-1894.5031											
c	5	P4-E8	-1521.5779	-2228.1898											
c	5	P4-F1	-3429.4386	-644.7423											
c	5	P4-F2	-3295.9732	-1021.4207											
c	5	P4-F3	-3058.9545	-1614.5122											
c	5	P4-F4	-2345.6914	-2171.3444											
c	5	P4-F5	-2095.58	-2666.5212							3.50E-02				
c	5	P4-F6	-4394.6382	-207.7991											
c	5	P4-F7	-4612.2587	-106.6878											
c	5	P4-F8	-4614	880											
c	5	P4-G5	-3440.0638	-2879.2607											
c	5	P4-G7	-2277.0149	-3070.5899											
c	5	P4-G8	-4859.6909	-628.8469											
c	5	P4-H6	-3730.9532	-3491.5712											
c	McN	193-025	-2718.69	-2870.27											
c	McN	P4-E8	-1521.5779	-2228.1898											
c	McN	P4-F1	-3429.4386	-644.7423											
c	McN	P4-F2	-3295.9732	-1021.4207											
c	McN	P4-F3	-3058.9545	-1614.5122											
c	McN	P4-F4	-2345.6914	-2171.3444											
c	McN	P4-F5	-2095.58	-2666.5212											
c	McN	P4-F6	-4394.6382	-207.7991											
c	McN	P4-F7	-4612.2587	-106.6878											
c	McN	P4-F8	-4614	880											
c	McN	P4-G5	-3440.0638	-2879.2607											
c	McN	P4-G8	-4859.6909	-628.8469											
c	PCK	P4-E8	-1521.5779	-2228.1898											
c	PCK	P4-F3	-3058.9545	-1614.5122											
c	Terrace	193-16	-2371.0285	-3610.3378											
d	1	720-002	-5139.9	-2607.94											
d	2	193-18	-4072.373	-3222.3329									5.62E-01		
d	2	36-SB-001	-6132.0168	-2163.6936					9.65E-04						
d	2	36-SB-002	-6109.256	-2168.7083											
d	2	36-SB-003	-6111.6754	-2120.3964											
d	2	36-SB-004	-6097.4683	-2151.3233					1.21E-03						
d	2	36-SB-005	-6106.8292	-2150.8814											
d	2	38-SB-003	-6967.7899	-2752.9887											
d	2	720-003	-5375.03	-2606.98											
d	2	720-011	-4991.11	-2298.46											
d	2	720-024	-5621.74	-2668.03											
d	3	001-173	-6950.58	-1719.97											

Individual Borehole Results for Unfiltered Samples
Residential Use Systemic Toxicity - Exposure Point Concentrations

Area	HU	Location	Admin. East	Admin. North	1,2-DCA	Dibromo-chloromethane	Ethylbenzene	Chloro-benzene	Dimethyl-benzene	Benzene	1,1-DCA	Acetone	1,2-DCE	1,1,2-TCA	2-Butanone
d	3	193-028	-4055.47	-3081.83											
d	3	720-011	-4991.11	-2298.46											
d	3	720-022	-5139.77	-2676.87											
d	3	P4-H5	-4063.253	-3288.0224											
d	4	001-184	-7344.02	-1191.7											
d	4	099-038	-3478.65	-2467.24											
d	4	193-032	-3537.01	-3064.28											
d	4	193-041	-3714.47	-2462.04											
d	4	720-010	-4900.73	-2229.59											
d	5	001-175	-7197.43	-1684.69											
d	5	001-176	-6594.89	-1699.48											
d	5	001-177	-6719.08	-1856.93											
d	5	001-178	-7139.25	-1956.07											
d	5	001-180	-7396.07	-1414.73											
d	5	001-181	-6080.72	-1725.62											
d	5	001-182	-7200.19	-1275.04											
d	5	001-183	-7601.83	-1041.72											
d	5	001-184	-7344.02	-1191.7											
d	5	091-001	-6899.08	-1048.26											
d	5	091-002	-6939.9	-907.39											
d	5	099-038	-3478.65	-2467.24											
d	5	193-028	-4055.47	-3081.83											
d	5	193-031	-3896.84	-3348.43											
d	5	193-032	-3537.01	-3064.28											
d	5	193-041	-3714.47	-2462.04											
d	5	193-20	-3688.4901	-2894.868											
d	5	720-010	-4900.73	-2229.59											
d	5	720-011	-4991.11	-2298.46											
d	5	720-012	-5152.5	-2730.98											
d	5	720-013	-5931.03	-2417.82											
d	5	720-014	-5930.34	-2265.73											
d	5	720-015	-5939.88	-2056.41											
d	5	720-016	-5698.82	-1977.44											
d	5	720-017	-5429.73	-2065.63											
d	5	720-018	-5185.43	-2035.15											
d	5	720-019	-4931.91	-2492.84											
d	5	720-026	-5792.91	-1729.12											
d	5	720-028	-4565.85	-2631.76											
d	5	720-029	-4860.19	-1960.29											
d	5	P4-G3	-3870.9975	-2097.037											
d	5	P4-H5	-4063.253	-3288.0224											
d	5	P4-H7	-5030.8312	-2051.7808											
d	McN	001-177	-6719.08	-1856.93											
d	McN	001-180	-7396.07	-1414.73											
d	McN	001-181	-6080.72	-1725.62											
d	McN	001-183	-7601.83	-1041.72											
d	McN	091-002	-6939.9	-907.39											
d	McN	099-038	-3478.65	-2467.24											
d	McN	193-031	-3896.84	-3348.43											
d	McN	193-032	-3537.01	-3064.28											
d	McN	193-041	-3714.47	-2462.04											
d	McN	720-014	-5930.34	-2265.73											
d	McN	720-015	-5939.88	-2056.41											
d	McN	720-017	-5429.73	-2065.63											
d	McN	720-019	-4931.91	-2492.84											

Individual Borehole Results for Unfiltered Samples
Residential Use Systemic Toxicity - Exposure Point Concentrations

Area	HU	Location	Admin. East	Admin. North	1,2-DCA	Dibromo-chloromethane	Ethylbenzene	Chloro-benzene	Dimethyl-benzene	Benzene	1,1-DCA	Acetone	1,2-DCE	1,1,2-TCA	2-Butanone
d	McN	720-028	-4565.85	-2631.76											
d	McN	720-029	-4860.19	-1960.29											
d	McN	P4-H5	-4063.253	-3288.0224											
d	McN	P4-H7	-5030.8312	-2051.7808											
d	PCK	P4-G3	-3870.9975	-2097.037											
d	PCK	P4-H5	-4063.253	-3288.0224											
d	PCK	P4-H7	-5030.8312	-2051.7808											
e	5	J22	-6608.06	3112.38						1.00E-03					
e	5	J24	-7489.59	3112.22											
e	5	J25	-7906.7148	3091.4299						2.00E-03			2.15E-02	2.50E-03	
e	5	J3	-5261.52	5985.84						5.00E-03					
e	5	J6	-6547.55	6684.97									2.00E-03		
e	5	J7	-6984.7	6917.24						9.00E-04					
f	2	099-022	-1256.11	-1940.36											
f	2	204-03	-1356.1	-2698.6											
f	2	204-031	-1287.19	-2204.97											
f	2	204-15	-1053.2	-2897.9											
f	2	204-17	-1198.1	-2760											
f	2	204-20	-1192.3	-2533.8											
f	2	P4-E7	-931.348	-1914.7858											
f	4	204-031	-1287.19	-2204.97											
f	4	P4-B3	3008.8757	3751.9217											
f	4	P4-B4	3347.2	3650.7149											
f	5	204-031	-1287.19	-2204.97											
f	5	P4-A2	3867.2115	5705.6378											
f	5	P4-A3	4229.1982	5697.7632											
f	5	P4-B3	3008.8757	3751.9217											
f	5	P4-B4	3347.2	3650.7149											
f	5	P4-B5	3590.3068	3429.5593											
f	5	P4-C2	-1030.1049	3123.9799											
f	5	P4-C4	-282.5417	3074.7198											
f	5	P4-C5	912.4176	2753.4711											
f	5	P4-C7	1357.7859	2096.1544											
f	5	P4-C9	1791.0046	1182.0304											
f	5	P4-D10	-733.3755	-1655.0762											
f	5	P4-D11	-720.7784	-2007.5525											
f	5	P4-D12A	-755.1116	-1651.7776											
f	5	P4-D4	-1815.0666	1413.0026											
f	5	P4-D5	-1135.8073	1551.1263											
f	5	P4-D6	-725.2591	887.8336											
f	5	P4-D7	-723.0174	-35.5704											
f	5	P4-D8	-686.0962	-604.138											
f	5	P4-D9	-639.7793	-1223.6622											
f	5	P4-E7	-931.348	-1914.7858											
f	5	SB40	1583.4313	831.505											
f	McN	P4-B3	3008.8757	3751.9217											
f	McN	P4-B4	3347.2	3650.7149											
f	McN	P4-C2	-1030.1049	3123.9799											
f	McN	P4-C4	-282.5417	3074.7198											
f	McN	P4-D10	-733.3755	-1655.0762											
f	McN	P4-D11	-720.7784	-2007.5525											
f	McN	P4-D12	-682.9716	-1645.6319											
f	McN	P4-D12A	-755.1116	-1651.7776											
f	McN	P4-D5	-1135.8073	1551.1263											
f	McN	P4-D6	-725.2591	887.8336											

Individual Borehole Results for Unfiltered Samples
Residential Use Systemic Toxicity - Exposure Point Concentrations

Area	HU	Location	Admin. East	Admin. North	1,2-DCA	Dibromo-chloromethane	Ethylbenzene	Chloro-benzene	Dimethyl-benzene	Benzene	1,1-DCA	Acetone	1,2-DCE	1,1,2-TCA	2-Butanone
f	McN	P4-D9	-639.7793	-1223.6622											
f	McN	P4-E7	-931.348	-1914.7858											
f	McN	SB47	1464.5559	64.4356											
f	PCK	P4-B3	3008.8757	3751.9217											
f	PCK	P4-D8	-686.0962	-604.138											
f	PCK	SB39	1672.1957	506.6573											
f	Terrace	204-029	-980.92	-2451.33											
h	Terrace	204-06	-1342	-3614.4											
h	Terrace	204-08	-1125.4	-3715.6											
i	5	J19	-5305.44	3195.21						7.00E-04					
i	5	J21	-6182.54	3053.57						6.00E-04					
k	TG	08-SB-001	-8034.6285	-3534.2087											

Individual Borehole Results for Unfiltered Samples
Residential Use Systemic Toxicity - Exposure Point Concentrations

Area	HU	Location	Admin. East	Admin. North	Pyrene	Fluoranthene	Al	Ba	Be	Cr	Co	Fe	Mn	Hg	Va
a	2	040-009	-4062.38	-1184.85											
a	2	400-018	-4262.79	-1794.2											
a	2	P4-G2	-3913.1768	-1008.8133											
a	3	400-083	-4442.44	-1383.88											
a	4	400-037	-4116.04	-1784.37											
a	4	400-038	-4097.59	-1648.57											
a	4	400-048	-3943.5	-1420.75											
a	4	400-215	-4091.81	-1921.36											
a	5	026-001	-4248.21	-992.98											
a	5	400-034	-4404.04	-1078.69											
a	5	400-035	-4404.16	-1294.38											
a	5	400-036	-4409.28	-1607.31											
a	5	400-037	-4116.04	-1784.37											
a	5	400-038	-4097.59	-1648.57											
a	5	400-039	-3942.98	-1071.54											
a	5	400-040	-4413.94	-1302.12											
a	5	400-041	-4404.34	-1556.2											
a	5	400-042	-4192.06	-1169.64											
a	5	400-043	-4463.86	-1074.84											
a	5	400-044	-4562.41	-1440.12											
a	5	400-045	-4442.75	-1770.03											
a	5	400-046	-4030.16	-1566											
a	5	400-047	-4071.83	-1476.06											
a	5	400-048	-3943.5	-1420.75											
a	5	400-049	-3573.08	-1232.17											
a	5	400-052	-3635.33	-1074.21											
a	5	400-053	-3635.21	-906.74											
a	5	400-206	-4564.09	-1076.08											
a	5	400-208	-4404.16	-1083.87											
a	5	400-210	-4403.56	-1289.51											
a	5	400-212	-3939.16	-1062.27											
a	5	400-213	-4750.4	-1755.47											
a	5	400-214	-4368.52	-1971.11											
a	5	400-215	-4091.81	-1921.36											
a	5	P4-G1	-4554.4201	-1005.4503											
a	5	P4-G2	-3913.1768	-1008.8133											
a	McN	026-001	-4248.21	-992.98											
a	McN	400-034	-4404.04	-1078.69											
a	McN	400-035	-4404.16	-1294.38											
a	McN	400-036	-4409.28	-1607.31											
a	McN	400-037	-4116.04	-1784.37											
a	McN	400-038	-4097.59	-1648.57											
a	McN	400-039	-3942.98	-1071.54											
a	McN	400-040	-4413.94	-1302.12											
a	McN	400-041	-4404.34	-1556.2											
a	McN	400-043	-4463.86	-1074.84											
a	McN	400-044	-4562.41	-1440.12											
a	McN	400-048	-3943.5	-1420.75											
a	McN	400-053	-3635.21	-906.74											
a	McN	400-206	-4564.09	-1076.08											
a	McN	400-207	-4111.01	-1783.02											
a	McN	P4-G1	-4554.4201	-1005.4503											
a	McN	P4-G2	-3913.1768	-1008.8133											
b	1	WB-1	-7074.9604	942.1181											
b	1	WB-12	-6740.257	785.5127											

Individual Borehole Results for Unfiltered Samples
Residential Use Systemic Toxicity - Exposure Point Concentrations

Area	HU	Location	Admin. East	Admin. North	Pyrene	Fluoranthene	Al	Ba	Be	Cr	Co	Fe	Mn	Hg	Va
b	1	WB-13	-6619.194	777.3773											
b	1	WB-4	-6930.4988	960.4226											
b	1	WB-7	-6681.2515	914.6613											
b	1	WB-8	-6601.8993	914.6613											
b	1	WB-9	-6541.8765	914.6613											
b	2	GWW-01	-6468.5	663.2											
b	2	GWW-02	-6165.4	665.5											
b	2	GWW-03	-6129.7	831.2											
b	2	J44	-7006	1013											
b	2	SWMU2-17	-6212.9523	-898.0215											
b	2	SWMU2-3	-6121.7069	-902.3416											
b	2	SWMU2-9	-6210	-1040											
b	3	J41	-6422	1005											
b	3	J42	-6616	1007											
b	3	SWMU2-9	-6210	-1040											
b	4	J43	-6791	1010											
b	4	J44	-7006	1013											
b	4	P4-G11	-5366.1556	-293.6906											
b	4	SWMU2-13	-6301.9776	-947.4045											
b	4	SWMU2-3	-6121.7069	-902.3416											
b	4	SWMU2-5	-6124.1564	-1025.0194											
b	5	GWW-01	-6468.5	663.2											
b	5	GWW-02	-6165.4	665.5											
b	5	GWW-03	-6129.7	831.2											
b	5	J40	-6156	1001											
b	5	J42	-6616	1007											
b	5	J43	-6791	1010											
b	5	J44	-7006	1013											
b	5	J49	-6417	371											
b	5	P4-G11	-5366.1556	-293.6906											
b	5	P4-G12	-5975.5175	-434.4071											
b	5	P4-G9	-5308.0737	-973.5677											
b	5	SB-38	-7352.8657	1448.882											
b	5	SWMU2-10	-6285.1494	-1010.1558											
b	5	SWMU2-13	-6301.9776	-947.4045											
b	5	SWMU2-16	-6263.0825	-849.6193											
b	5	SWMU2-17	-6212.9523	-898.0215											
b	5	SWMU2-3	-6121.7069	-902.3416											
b	5	SWMU2-5	-6124.1564	-1025.0194											
b	5	SWMU2-9	-6210	-1040											
b	McN	GWW-01	-6468.5	663.2											
b	McN	GWW-02	-6165.4	665.5											
b	McN	GWW-03	-6129.7	831.2											
b	McN	P4-G11	-5366.1556	-293.6906											
b	McN	P4-G12	-5975.5175	-434.4071											
b	McN	SWMU2-10	-6285.1494	-1010.1558											
b	McN	SWMU2-17	-6212.9523	-898.0215											
b	McN	SWMU2-3	-6121.7069	-902.3416											
b	McN	SWMU2-9	-6210	-1040											
c	2	099-031	-1931.78	-1868.62	6.00E-03	9.00E-03									
c	2	099-032	-2011.05	-1783.99											
c	2	P4-H1	-2356.096	-3494.7688											
c	3	P4-F5	-2095.58	-2666.5212											
c	4	099-005	-1802.61	-1758.8											
c	4	099-008	-1803.05	-1488.34											

Individual Borehole Results for Unfiltered Samples
Residential Use Systemic Toxicity - Exposure Point Concentrations

Area	HU	Location	Admin. East	Admin. North	Pyrene	Fluoranthene	Al	Ba	Be	Cr	Co	Fe	Mn	Hg	Va
c	4	099-011	-1548.43	-1682.2											
c	4	099-035	-1653.61	-1681.87			1.11E+02	7.70E-01	1.00E-02	2.00E-01	1.40E-01	1.14E+02	1.88E+00	2.00E-03	3.40E-01
c	4	P4-F3	-3058.9545	-1614.5122											
c	4	P4-F4	-2345.6914	-2171.3444											
c	4	P4-G8	-4859.6909	-628.8469											
c	4	P4-H6	-3730.9532	-3491.5712											
c	5	099-034	-1880.81	-2034.22			1.54E+02	1.61E+00	3.00E-02	5.23E-01	1.70E-01	1.20E+03	3.42E+00	1.00E-04	5.51E-01
c	5	099-035	-1653.61	-1681.87			6.59E+02	3.30E+00	1.00E-01	1.78E+00	5.70E-01	1.08E+03	4.42E+00	2.00E-02	2.15E+00
c	5	099-037	-2336.73	-2895.83											
c	5	193-023	-2636.77	-2835.02											
c	5	193-025	-2718.69	-2870.27											
c	5	P4-E1	-3280.9132	-740.0572											
c	5	P4-E2	-2327.532	-295.8654											
c	5	P4-E4	-1979.5676	-782.4152											
c	5	P4-E6	-1606.9407	-1894.5031											
c	5	P4-E8	-1521.5779	-2228.1898											
c	5	P4-F1	-3429.4386	-644.7423											
c	5	P4-F2	-3295.9732	-1021.4207											
c	5	P4-F3	-3058.9545	-1614.5122											
c	5	P4-F4	-2345.6914	-2171.3444											
c	5	P4-F5	-2095.58	-2666.5212											
c	5	P4-F6	-4394.6382	-207.7991											
c	5	P4-F7	-4612.2587	-106.6878											
c	5	P4-F8	-4614	880											
c	5	P4-G5	-3440.0638	-2879.2607											
c	5	P4-G7	-2277.0149	-3070.5899											
c	5	P4-G8	-4859.6909	-628.8469											
c	5	P4-H6	-3730.9532	-3491.5712											
c	McN	193-025	-2718.69	-2870.27											
c	McN	P4-E8	-1521.5779	-2228.1898											
c	McN	P4-F1	-3429.4386	-644.7423											
c	McN	P4-F2	-3295.9732	-1021.4207											
c	McN	P4-F3	-3058.9545	-1614.5122											
c	McN	P4-F4	-2345.6914	-2171.3444											
c	McN	P4-F5	-2095.58	-2666.5212											
c	McN	P4-F6	-4394.6382	-207.7991											
c	McN	P4-F7	-4612.2587	-106.6878											
c	McN	P4-F8	-4614	880											
c	McN	P4-G5	-3440.0638	-2879.2607											
c	McN	P4-G8	-4859.6909	-628.8469											
c	PCK	P4-E8	-1521.5779	-2228.1898											
c	PCK	P4-F3	-3058.9545	-1614.5122											
c	Terrace	193-16	-2371.0285	-3610.3378											
d	1	720-002	-5139.9	-2607.94											
d	2	193-18	-4072.373	-3222.3329											
d	2	36-SB-001	-6132.0168	-2163.6936											
d	2	36-SB-002	-6109.256	-2168.7083											
d	2	36-SB-003	-6111.6754	-2120.3964											
d	2	36-SB-004	-6097.4683	-2151.3233											
d	2	36-SB-005	-6106.8292	-2150.8814											
d	2	38-SB-003	-6967.7899	-2752.9887											
d	2	720-003	-5375.03	-2606.98											
d	2	720-011	-4991.11	-2298.46											
d	2	720-024	-5621.74	-2668.03											
d	3	001-173	-6950.58	-1719.97											

Individual Borehole Results for Unfiltered Samples
Residential Use Systemic Toxicity - Exposure Point Concentrations

Area	HU	Location	Admin. East	Admin. North	Pyrene	Fluoranthene	Al	Ba	Be	Cr	Co	Fe	Mn	Hg	Va
d	3	193-028	-4055.47	-3081.83											
d	3	720-011	-4991.11	-2298.46											
d	3	720-022	-5139.77	-2676.87											
d	3	P4-H5	-4063.253	-3288.0224											
d	4	001-184	-7344.02	-1191.7											
d	4	099-038	-3478.65	-2467.24											
d	4	193-032	-3537.01	-3064.28											
d	4	193-041	-3714.47	-2462.04											
d	4	720-010	-4900.73	-2229.59											
d	5	001-175	-7197.43	-1684.69											
d	5	001-176	-6594.89	-1699.48											
d	5	001-177	-6719.08	-1856.93											
d	5	001-178	-7139.25	-1956.07											
d	5	001-180	-7396.07	-1414.73											
d	5	001-181	-6080.72	-1725.62											
d	5	001-182	-7200.19	-1275.04											
d	5	001-183	-7601.83	-1041.72											
d	5	001-184	-7344.02	-1191.7											
d	5	091-001	-6899.08	-1048.26											
d	5	091-002	-6939.9	-907.39											
d	5	099-038	-3478.65	-2467.24											
d	5	193-028	-4055.47	-3081.83											
d	5	193-031	-3896.84	-3348.43											
d	5	193-032	-3537.01	-3064.28											
d	5	193-041	-3714.47	-2462.04											
d	5	193-20	-3688.4901	-2894.868											
d	5	720-010	-4900.73	-2229.59											
d	5	720-011	-4991.11	-2298.46											
d	5	720-012	-5152.5	-2730.98											
d	5	720-013	-5931.03	-2417.82											
d	5	720-014	-5930.34	-2265.73											
d	5	720-015	-5939.88	-2056.41											
d	5	720-016	-5698.82	-1977.44											
d	5	720-017	-5429.73	-2065.63											
d	5	720-018	-5185.43	-2035.15											
d	5	720-019	-4931.91	-2492.84											
d	5	720-026	-5792.91	-1729.12											
d	5	720-028	-4565.85	-2631.76											
d	5	720-029	-4860.19	-1960.29											
d	5	P4-G3	-3870.9975	-2097.037											
d	5	P4-H5	-4063.253	-3288.0224											
d	5	P4-H7	-5030.8312	-2051.7808											
d	McN	001-177	-6719.08	-1856.93											
d	McN	001-180	-7396.07	-1414.73											
d	McN	001-181	-6080.72	-1725.62											
d	McN	001-183	-7601.83	-1041.72											
d	McN	091-002	-6939.9	-907.39											
d	McN	099-038	-3478.65	-2467.24											
d	McN	193-031	-3896.84	-3348.43											
d	McN	193-032	-3537.01	-3064.28											
d	McN	193-041	-3714.47	-2462.04											
d	McN	720-014	-5930.34	-2265.73											
d	McN	720-015	-5939.88	-2056.41											
d	McN	720-017	-5429.73	-2065.63											
d	McN	720-019	-4931.91	-2492.84											

Individual Borehole Results for Unfiltered Samples
Residential Use Systemic Toxicity - Exposure Point Concentrations

Area	HU	Location	Admin. East	Admin. North	Pyrene	Fluoranthene	Al	Ba	Be	Cr	Co	Fe	Mn	Hg	Va
d	McN	720-028	-4565.85	-2631.76											
d	McN	720-029	-4860.19	-1960.29											
d	McN	P4-H5	-4063.253	-3288.0224											
d	McN	P4-H7	-5030.8312	-2051.7808											
d	PCK	P4-G3	-3870.9975	-2097.037											
d	PCK	P4-H5	-4063.253	-3288.0224											
d	PCK	P4-H7	-5030.8312	-2051.7808											
e	5	J22	-6608.06	3112.38											
e	5	J24	-7489.59	3112.22											
e	5	J25	-7906.7148	3091.4299											
e	5	J3	-5261.52	5985.84											
e	5	J6	-6547.55	6684.97											
e	5	J7	-6984.7	6917.24											
f	2	099-022	-1256.11	-1940.36											
f	2	204-03	-1356.1	-2698.6											
f	2	204-031	-1287.19	-2204.97											
f	2	204-15	-1053.2	-2897.9											
f	2	204-17	-1198.1	-2760											
f	2	204-20	-1192.3	-2533.8											
f	2	P4-E7	-931.348	-1914.7858											
f	4	204-031	-1287.19	-2204.97											
f	4	P4-B3	3008.8757	3751.9217											
f	4	P4-B4	3347.2	3650.7149											
f	5	204-031	-1287.19	-2204.97											
f	5	P4-A2	3867.2115	5705.6378											
f	5	P4-A3	4229.1982	5697.7632											
f	5	P4-B3	3008.8757	3751.9217											
f	5	P4-B4	3347.2	3650.7149											
f	5	P4-B5	3590.3068	3429.5593											
f	5	P4-C2	-1030.1049	3123.9799											
f	5	P4-C4	-282.5417	3074.7198											
f	5	P4-C5	912.4176	2753.4711											
f	5	P4-C7	1357.7859	2096.1544											
f	5	P4-C9	1791.0046	1182.0304											
f	5	P4-D10	-733.3755	-1655.0762											
f	5	P4-D11	-720.7784	-2007.5525											
f	5	P4-D12A	-755.1116	-1651.7776											
f	5	P4-D4	-1815.0666	1413.0026											
f	5	P4-D5	-1135.8073	1551.1263											
f	5	P4-D6	-725.2591	887.8336											
f	5	P4-D7	-723.0174	-35.5704											
f	5	P4-D8	-686.0962	-604.138											
f	5	P4-D9	-639.7793	-1223.6622											
f	5	P4-E7	-931.348	-1914.7858											
f	5	SB40	1583.4313	831.505											
f	McN	P4-B3	3008.8757	3751.9217											
f	McN	P4-B4	3347.2	3650.7149											
f	McN	P4-C2	-1030.1049	3123.9799											
f	McN	P4-C4	-282.5417	3074.7198											
f	McN	P4-D10	-733.3755	-1655.0762											
f	McN	P4-D11	-720.7784	-2007.5525											
f	McN	P4-D12	-682.9716	-1645.6319											
f	McN	P4-D12A	-755.1116	-1651.7776											
f	McN	P4-D5	-1135.8073	1551.1263											
f	McN	P4-D6	-725.2591	887.8336											

Individual Borehole Results for Unfiltered Samples
Residential Use Systemic Toxicity - Exposure Point Concentrations

Area	HU	Location	Admin. East	Admin. North	Pyrene	Fluoranthene	Al	Ba	Be	Cr	Co	Fe	Mn	Hg	Va
f	McN	P4-D9	-639.7793	-1223.6622											
f	McN	P4-E7	-931.348	-1914.7858											
f	McN	SB47	1464.5559	64.4356											
f	PCK	P4-B3	3008.8757	3751.9217											
f	PCK	P4-D8	-686.0962	-604.138											
f	PCK	SB39	1672.1957	506.6573											
f	Terrace	204-029	-980.92	-2451.33											
h	Terrace	204-06	-1342	-3614.4											
h	Terrace	204-08	-1125.4	-3715.6											
i	5	J19	-5305.44	3195.21											
i	5	J21	-6182.54	3053.57											
k	TG	08-SB-001	-8034.6285	-3534.2087											

Individual Borehole Results for Unfiltered Samples
Residential Use Systemic Toxicity - Exposure Point Concentrations

Area	HU	Location	Admin. East	Admin. North	Zn	Bis(2-ethylhexyl)-phthalate	Ar	Cu	Li	Pb	Ni	Di-n-butyl phthalate	1,1,1-TCA	PCP	Fluoride
a	2	040-009	-4062.38	-1184.85											
a	2	400-018	-4262.79	-1794.2											
a	2	P4-G2	-3913.1768	-1008.8133											
a	3	400-083	-4442.44	-1383.88											
a	4	400-037	-4116.04	-1784.37											
a	4	400-038	-4097.59	-1648.57											
a	4	400-048	-3943.5	-1420.75											
a	4	400-215	-4091.81	-1921.36											
a	5	026-001	-4248.21	-992.98											
a	5	400-034	-4404.04	-1078.69											
a	5	400-035	-4404.16	-1294.38											
a	5	400-036	-4409.28	-1607.31											
a	5	400-037	-4116.04	-1784.37											
a	5	400-038	-4097.59	-1648.57											
a	5	400-039	-3942.98	-1071.54											
a	5	400-040	-4413.94	-1302.12											
a	5	400-041	-4404.34	-1556.2											
a	5	400-042	-4192.06	-1169.64											
a	5	400-043	-4463.86	-1074.84											
a	5	400-044	-4562.41	-1440.12											
a	5	400-045	-4442.75	-1770.03											
a	5	400-046	-4030.16	-1566											
a	5	400-047	-4071.83	-1476.06											
a	5	400-048	-3943.5	-1420.75											
a	5	400-049	-3573.08	-1232.17											
a	5	400-052	-3635.33	-1074.21											
a	5	400-053	-3635.21	-906.74											
a	5	400-206	-4564.09	-1076.08											
a	5	400-208	-4404.16	-1083.87											
a	5	400-210	-4403.56	-1289.51											
a	5	400-212	-3939.16	-1062.27											
a	5	400-213	-4750.4	-1755.47											
a	5	400-214	-4368.52	-1971.11											
a	5	400-215	-4091.81	-1921.36											
a	5	P4-G1	-4554.4201	-1005.4503											
a	5	P4-G2	-3913.1768	-1008.8133											
a	McN	026-001	-4248.21	-992.98											
a	McN	400-034	-4404.04	-1078.69											
a	McN	400-035	-4404.16	-1294.38											
a	McN	400-036	-4409.28	-1607.31											
a	McN	400-037	-4116.04	-1784.37											
a	McN	400-038	-4097.59	-1648.57											
a	McN	400-039	-3942.98	-1071.54											
a	McN	400-040	-4413.94	-1302.12											
a	McN	400-041	-4404.34	-1556.2											
a	McN	400-043	-4463.86	-1074.84											
a	McN	400-044	-4562.41	-1440.12											
a	McN	400-048	-3943.5	-1420.75											
a	McN	400-053	-3635.21	-906.74											
a	McN	400-206	-4564.09	-1076.08											
a	McN	400-207	-4111.01	-1783.02											
a	McN	P4-G1	-4554.4201	-1005.4503											
a	McN	P4-G2	-3913.1768	-1008.8133											
b	1	WB-1	-7074.9604	942.1181											
b	1	WB-12	-6740.257	785.5127											

Individual Borehole Results for Unfiltered Samples
Residential Use Systemic Toxicity - Exposure Point Concentrations

Area	HU	Location	Admin. East	Admin. North	Zn	Bis(2-ethylhexyl)-phthalate	Ar	Cu	Li	Pb	Ni	Di-n-butyl phthalate	1,1,1-TCA	PCP	Fluoride
b	1	WB-13	-6619.194	777.3773											
b	1	WB-4	-6930.4988	960.4226											
b	1	WB-7	-6681.2515	914.6613											
b	1	WB-8	-6601.8993	914.6613											
b	1	WB-9	-6541.8765	914.6613											
b	2	GWW-01	-6468.5	663.2											
b	2	GWW-02	-6165.4	665.5											
b	2	GWW-03	-6129.7	831.2											
b	2	J44	-7006	1013											
b	2	SWMU2-17	-6212.9523	-898.0215											
b	2	SWMU2-3	-6121.7069	-902.3416											
b	2	SWMU2-9	-6210	-1040											
b	3	J41	-6422	1005											
b	3	J42	-6616	1007											
b	3	SWMU2-9	-6210	-1040											
b	4	J43	-6791	1010											
b	4	J44	-7006	1013											
b	4	P4-G11	-5366.1556	-293.6906											
b	4	SWMU2-13	-6301.9776	-947.4045											
b	4	SWMU2-3	-6121.7069	-902.3416											
b	4	SWMU2-5	-6124.1564	-1025.0194											
b	5	GWW-01	-6468.5	663.2											
b	5	GWW-02	-6165.4	665.5											
b	5	GWW-03	-6129.7	831.2											
b	5	J40	-6156	1001											
b	5	J42	-6616	1007											
b	5	J43	-6791	1010											
b	5	J44	-7006	1013											
b	5	J49	-6417	371											
b	5	P4-G11	-5366.1556	-293.6906											
b	5	P4-G12	-5975.5175	-434.4071											
b	5	P4-G9	-5308.0737	-973.5677											
b	5	SB-38	-7352.8657	1448.882											
b	5	SWMU2-10	-6285.1494	-1010.1558											
b	5	SWMU2-13	-6301.9776	-947.4045											
b	5	SWMU2-16	-6263.0825	-849.6193											
b	5	SWMU2-17	-6212.9523	-898.0215											
b	5	SWMU2-3	-6121.7069	-902.3416											
b	5	SWMU2-5	-6124.1564	-1025.0194											
b	5	SWMU2-9	-6210	-1040											
b	McN	GWW-01	-6468.5	663.2											
b	McN	GWW-02	-6165.4	665.5											
b	McN	GWW-03	-6129.7	831.2											
b	McN	P4-G11	-5366.1556	-293.6906											
b	McN	P4-G12	-5975.5175	-434.4071											
b	McN	SWMU2-10	-6285.1494	-1010.1558											
b	McN	SWMU2-17	-6212.9523	-898.0215											
b	McN	SWMU2-3	-6121.7069	-902.3416											
b	McN	SWMU2-9	-6210	-1040											
c	2	099-031	-1931.78	-1868.62											
c	2	099-032	-2011.05	-1783.99											
c	2	P4-H1	-2356.096	-3494.7688											
c	3	P4-F5	-2095.58	-2666.5212											
c	4	099-005	-1802.61	-1758.8											
c	4	099-008	-1803.05	-1488.34											

Individual Borehole Results for Unfiltered Samples
Residential Use Systemic Toxicity - Exposure Point Concentrations

Area	HU	Location	Admin. East	Admin. North	Zn	Bis(2-ethylhexyl)-phthalate	Ar	Cu	Li	Pb	Ni	Di-n-butyl phthalate	1,1,1-TCA	PCP	Fluoride
c	4	099-011	-1548.43	-1682.2											
c	4	099-035	-1653.61	-1681.87	2.60E-01	2.00E-02									
c	4	P4-F3	-3058.9545	-1614.5122											
c	4	P4-F4	-2345.6914	-2171.3444											
c	4	P4-G8	-4859.6909	-628.8469											
c	4	P4-H6	-3730.9532	-3491.5712											
c	5	099-034	-1880.81	-2034.22	9.00E-01	8.00E-03	6.16E-03	2.60E-01	6.33E-02						
c	5	099-035	-1653.61	-1681.87	2.55E+00	8.00E-03	1.00E-02	6.40E-01	1.70E-01	4.10E-01	9.10E-01				
c	5	099-037	-2336.73	-2895.83											
c	5	193-023	-2636.77	-2835.02											
c	5	193-025	-2718.69	-2870.27								1.30E-02			
c	5	P4-E1	-3280.9132	-740.0572											
c	5	P4-E2	-2327.532	-295.8654											
c	5	P4-E4	-1979.5676	-782.4152											
c	5	P4-E6	-1606.9407	-1894.5031											
c	5	P4-E8	-1521.5779	-2228.1898											
c	5	P4-F1	-3429.4386	-644.7423											
c	5	P4-F2	-3295.9732	-1021.4207											
c	5	P4-F3	-3058.9545	-1614.5122											
c	5	P4-F4	-2345.6914	-2171.3444											
c	5	P4-F5	-2095.58	-2666.5212											
c	5	P4-F6	-4394.6382	-207.7991											
c	5	P4-F7	-4612.2587	-106.6878											
c	5	P4-F8	-4614	880											
c	5	P4-G5	-3440.0638	-2879.2607											
c	5	P4-G7	-2277.0149	-3070.5899											
c	5	P4-G8	-4859.6909	-628.8469											
c	5	P4-H6	-3730.9532	-3491.5712											
c	McN	193-025	-2718.69	-2870.27		1.80E-02						1.30E-02			
c	McN	P4-E8	-1521.5779	-2228.1898											
c	McN	P4-F1	-3429.4386	-644.7423											
c	McN	P4-F2	-3295.9732	-1021.4207											
c	McN	P4-F3	-3058.9545	-1614.5122											
c	McN	P4-F4	-2345.6914	-2171.3444											
c	McN	P4-F5	-2095.58	-2666.5212											
c	McN	P4-F6	-4394.6382	-207.7991											
c	McN	P4-F7	-4612.2587	-106.6878											
c	McN	P4-F8	-4614	880											
c	McN	P4-G5	-3440.0638	-2879.2607											
c	McN	P4-G8	-4859.6909	-628.8469											
c	PCK	P4-E8	-1521.5779	-2228.1898											
c	PCK	P4-F3	-3058.9545	-1614.5122											
c	Terrace	193-16	-2371.0285	-3610.3378											
d	1	720-002	-5139.9	-2607.94											
d	2	193-18	-4072.373	-3222.3329											
d	2	36-SB-001	-6132.0168	-2163.6936									5.22E+00		
d	2	36-SB-002	-6109.256	-2168.7083											
d	2	36-SB-003	-6111.6754	-2120.3964											
d	2	36-SB-004	-6097.4683	-2151.3233											
d	2	36-SB-005	-6106.8292	-2150.8814											
d	2	38-SB-003	-6967.7899	-2752.9887											
d	2	720-003	-5375.03	-2606.98											
d	2	720-011	-4991.11	-2298.46											
d	2	720-024	-5621.74	-2668.03											
d	3	001-173	-6950.58	-1719.97											

Individual Borehole Results for Unfiltered Samples
Residential Use Systemic Toxicity - Exposure Point Concentrations

Area	HU	Location	Admin. East	Admin. North	Zn	Bis(2-ethylhexyl)-phthalate	Ar	Cu	Li	Pb	Ni	Di-n-butyl phthalate	1,1,1-TCA	PCP	Fluoride
d	3	193-028	-4055.47	-3081.83		2.30E-02						1.50E-02			
d	3	720-011	-4991.11	-2298.46											
d	3	720-022	-5139.77	-2676.87											
d	3	P4-H5	-4063.253	-3288.0224											
d	4	001-184	-7344.02	-1191.7											
d	4	099-038	-3478.65	-2467.24											
d	4	193-032	-3537.01	-3064.28											
d	4	193-041	-3714.47	-2462.04		2.20E-02									
d	4	720-010	-4900.73	-2229.59											
d	5	001-175	-7197.43	-1684.69											
d	5	001-176	-6594.89	-1699.48											
d	5	001-177	-6719.08	-1856.93											
d	5	001-178	-7139.25	-1956.07											
d	5	001-180	-7396.07	-1414.73											
d	5	001-181	-6080.72	-1725.62											
d	5	001-182	-7200.19	-1275.04											
d	5	001-183	-7601.83	-1041.72											
d	5	001-184	-7344.02	-1191.7											
d	5	091-001	-6899.08	-1048.26											
d	5	091-002	-6939.9	-907.39											
d	5	099-038	-3478.65	-2467.24											
d	5	193-028	-4055.47	-3081.83										1.20E-02	
d	5	193-031	-3896.84	-3348.43											
d	5	193-032	-3537.01	-3064.28											4.20E-01
d	5	193-041	-3714.47	-2462.04											
d	5	193-20	-3688.4901	-2894.868											
d	5	720-010	-4900.73	-2229.59											
d	5	720-011	-4991.11	-2298.46											
d	5	720-012	-5152.5	-2730.98											
d	5	720-013	-5931.03	-2417.82											
d	5	720-014	-5930.34	-2265.73											
d	5	720-015	-5939.88	-2056.41											
d	5	720-016	-5698.82	-1977.44											
d	5	720-017	-5429.73	-2065.63											
d	5	720-018	-5185.43	-2035.15											
d	5	720-019	-4931.91	-2492.84											
d	5	720-026	-5792.91	-1729.12											
d	5	720-028	-4565.85	-2631.76											
d	5	720-029	-4860.19	-1960.29											
d	5	P4-G3	-3870.9975	-2097.037											
d	5	P4-H5	-4063.253	-3288.0224											
d	5	P4-H7	-5030.8312	-2051.7808											
d	McN	001-177	-6719.08	-1856.93											
d	McN	001-180	-7396.07	-1414.73											
d	McN	001-181	-6080.72	-1725.62											
d	McN	001-183	-7601.83	-1041.72											
d	McN	091-002	-6939.9	-907.39											
d	McN	099-038	-3478.65	-2467.24											
d	McN	193-031	-3896.84	-3348.43		1.30E-02									
d	McN	193-032	-3537.01	-3064.28											
d	McN	193-041	-3714.47	-2462.04											
d	McN	720-014	-5930.34	-2265.73											
d	McN	720-015	-5939.88	-2056.41											
d	McN	720-017	-5429.73	-2065.63											
d	McN	720-019	-4931.91	-2492.84											

Individual Borehole Results for Unfiltered Samples
Residential Use Systemic Toxicity - Exposure Point Concentrations

Area	HU	Location	Admin. East	Admin. North	Zn	Bis(2-ethylhexyl)- phthalate	Ar	Cu	Li	Pb	Ni	Di-n-butyl phthalate	1,1,1-TCA	PCP	Fluoride
d	McN	720-028	-4565.85	-2631.76											
d	McN	720-029	-4860.19	-1960.29											
d	McN	P4-H5	-4063.253	-3288.0224											
d	McN	P4-H7	-5030.8312	-2051.7808											
d	PCK	P4-G3	-3870.9975	-2097.037											
d	PCK	P4-H5	-4063.253	-3288.0224											
d	PCK	P4-H7	-5030.8312	-2051.7808											
e	5	J22	-6608.06	3112.38											
e	5	J24	-7489.59	3112.22											
e	5	J25	-7906.7148	3091.4299											
e	5	J3	-5261.52	5985.84											
e	5	J6	-6547.55	6684.97											
e	5	J7	-6984.7	6917.24											
f	2	099-022	-1256.11	-1940.36		7.00E-03						2.00E-03		3.00E-03	
f	2	204-03	-1356.1	-2698.6											
f	2	204-031	-1287.19	-2204.97											
f	2	204-15	-1053.2	-2897.9											
f	2	204-17	-1198.1	-2760											
f	2	204-20	-1192.3	-2533.8											
f	2	P4-E7	-931.348	-1914.7858											
f	4	204-031	-1287.19	-2204.97											
f	4	P4-B3	3008.8757	3751.9217											
f	4	P4-B4	3347.2	3650.7149											
f	5	204-031	-1287.19	-2204.97											
f	5	P4-A2	3867.2115	5705.6378											
f	5	P4-A3	4229.1982	5697.7632											
f	5	P4-B3	3008.8757	3751.9217											
f	5	P4-B4	3347.2	3650.7149											
f	5	P4-B5	3590.3068	3429.5593											
f	5	P4-C2	-1030.1049	3123.9799											
f	5	P4-C4	-282.5417	3074.7198											
f	5	P4-C5	912.4176	2753.4711											
f	5	P4-C7	1357.7859	2096.1544											
f	5	P4-C9	1791.0046	1182.0304											
f	5	P4-D10	-733.3755	-1655.0762											
f	5	P4-D11	-720.7784	-2007.5525											
f	5	P4-D12A	-755.1116	-1651.7776											
f	5	P4-D4	-1815.0666	1413.0026											
f	5	P4-D5	-1135.8073	1551.1263											
f	5	P4-D6	-725.2591	887.8336											
f	5	P4-D7	-723.0174	-35.5704											
f	5	P4-D8	-686.0962	-604.138											
f	5	P4-D9	-639.7793	-1223.6622											
f	5	P4-E7	-931.348	-1914.7858											
f	5	SB40	1583.4313	831.505											
f	McN	P4-B3	3008.8757	3751.9217											
f	McN	P4-B4	3347.2	3650.7149											
f	McN	P4-C2	-1030.1049	3123.9799											
f	McN	P4-C4	-282.5417	3074.7198											
f	McN	P4-D10	-733.3755	-1655.0762											
f	McN	P4-D11	-720.7784	-2007.5525											
f	McN	P4-D12	-682.9716	-1645.6319											
f	McN	P4-D12A	-755.1116	-1651.7776											
f	McN	P4-D5	-1135.8073	1551.1263											
f	McN	P4-D6	-725.2591	887.8336											

Individual Borehole Results for Unfiltered Samples
Residential Use Systemic Toxicity - Exposure Point Concentrations

Area	HU	Location	Admin. East	Admin. North	Zn	Bis(2-ethylhexyl)-phthalate	Ar	Cu	Li	Pb	Ni	Di-n-butyl phthalate	1,1,1-TCA	PCP	Fluoride
f	McN	P4-D9	-639.7793	-1223.6622											
f	McN	P4-E7	-931.348	-1914.7858											
f	McN	SB47	1464.5559	64.4356											
f	PCK	P4-B3	3008.8757	3751.9217											
f	PCK	P4-D8	-686.0962	-604.138											
f	PCK	SB39	1672.1957	506.6573											
f	Terrace	204-029	-980.92	-2451.33											9.60E-01
h	Terrace	204-06	-1342	-3614.4											
h	Terrace	204-08	-1125.4	-3715.6											
i	5	J19	-5305.44	3195.21											
i	5	J21	-6182.54	3053.57											
k	TG	08-SB-001	-8034.6285	-3534.2087											

**Individual Borehole Results for Unfiltered Samples
Residential Use Systemic Toxicity - Exposure Point Concentrations**

Area	HU	Location	Admin. East	Admin. North	Di-n-octylphthalate
a	2	040-009	-4062.38	-1184.85	
a	2	400-018	-4262.79	-1794.2	
a	2	P4-G2	-3913.1768	-1008.8133	
a	3	400-083	-4442.44	-1383.88	
a	4	400-037	-4116.04	-1784.37	
a	4	400-038	-4097.59	-1648.57	
a	4	400-048	-3943.5	-1420.75	
a	4	400-215	-4091.81	-1921.36	
a	5	026-001	-4248.21	-992.98	
a	5	400-034	-4404.04	-1078.69	
a	5	400-035	-4404.16	-1294.38	
a	5	400-036	-4409.28	-1607.31	
a	5	400-037	-4116.04	-1784.37	
a	5	400-038	-4097.59	-1648.57	
a	5	400-039	-3942.98	-1071.54	
a	5	400-040	-4413.94	-1302.12	
a	5	400-041	-4404.34	-1556.2	
a	5	400-042	-4192.06	-1169.64	
a	5	400-043	-4463.86	-1074.84	
a	5	400-044	-4562.41	-1440.12	
a	5	400-045	-4442.75	-1770.03	
a	5	400-046	-4030.16	-1566	
a	5	400-047	-4071.83	-1476.06	
a	5	400-048	-3943.5	-1420.75	
a	5	400-049	-3573.08	-1232.17	
a	5	400-052	-3635.33	-1074.21	
a	5	400-053	-3635.21	-906.74	
a	5	400-206	-4564.09	-1076.08	
a	5	400-208	-4404.16	-1083.87	
a	5	400-210	-4403.56	-1289.51	
a	5	400-212	-3939.16	-1062.27	
a	5	400-213	-4750.4	-1755.47	
a	5	400-214	-4368.52	-1971.11	
a	5	400-215	-4091.81	-1921.36	
a	5	P4-G1	-4554.4201	-1005.4503	
a	5	P4-G2	-3913.1768	-1008.8133	
a	McN	026-001	-4248.21	-992.98	
a	McN	400-034	-4404.04	-1078.69	
a	McN	400-035	-4404.16	-1294.38	
a	McN	400-036	-4409.28	-1607.31	
a	McN	400-037	-4116.04	-1784.37	
a	McN	400-038	-4097.59	-1648.57	
a	McN	400-039	-3942.98	-1071.54	
a	McN	400-040	-4413.94	-1302.12	
a	McN	400-041	-4404.34	-1556.2	
a	McN	400-043	-4463.86	-1074.84	
a	McN	400-044	-4562.41	-1440.12	
a	McN	400-048	-3943.5	-1420.75	
a	McN	400-053	-3635.21	-906.74	
a	McN	400-206	-4564.09	-1076.08	
a	McN	400-207	-4111.01	-1783.02	
a	McN	P4-G1	-4554.4201	-1005.4503	
a	McN	P4-G2	-3913.1768	-1008.8133	
b	1	WB-1	-7074.9604	942.1181	
b	1	WB-12	-6740.257	785.5127	

**Individual Borehole Results for Unfiltered Samples
Residential Use Systemic Toxicity - Exposure Point Concentrations**

Area	HU	Location	Admin. East	Admin. North	Di-n-octylphthalate
b	1	WB-13	-6619.194	777.3773	
b	1	WB-4	-6930.4988	960.4226	
b	1	WB-7	-6681.2515	914.6613	
b	1	WB-8	-6601.8993	914.6613	
b	1	WB-9	-6541.8765	914.6613	
b	2	GWW-01	-6468.5	663.2	
b	2	GWW-02	-6165.4	665.5	
b	2	GWW-03	-6129.7	831.2	
b	2	J44	-7006	1013	
b	2	SWMU2-17	-6212.9523	-898.0215	
b	2	SWMU2-3	-6121.7069	-902.3416	
b	2	SWMU2-9	-6210	-1040	
b	3	J41	-6422	1005	
b	3	J42	-6616	1007	
b	3	SWMU2-9	-6210	-1040	
b	4	J43	-6791	1010	
b	4	J44	-7006	1013	
b	4	P4-G11	-5366.1556	-293.6906	
b	4	SWMU2-13	-6301.9776	-947.4045	
b	4	SWMU2-3	-6121.7069	-902.3416	
b	4	SWMU2-5	-6124.1564	-1025.0194	
b	5	GWW-01	-6468.5	663.2	
b	5	GWW-02	-6165.4	665.5	
b	5	GWW-03	-6129.7	831.2	
b	5	J40	-6156	1001	
b	5	J42	-6616	1007	
b	5	J43	-6791	1010	
b	5	J44	-7006	1013	
b	5	J49	-6417	371	
b	5	P4-G11	-5366.1556	-293.6906	
b	5	P4-G12	-5975.5175	-434.4071	
b	5	P4-G9	-5308.0737	-973.5677	
b	5	SB-38	-7352.8657	1448.882	
b	5	SWMU2-10	-6285.1494	-1010.1558	
b	5	SWMU2-13	-6301.9776	-947.4045	
b	5	SWMU2-16	-6263.0825	-849.6193	
b	5	SWMU2-17	-6212.9523	-898.0215	
b	5	SWMU2-3	-6121.7069	-902.3416	
b	5	SWMU2-5	-6124.1564	-1025.0194	
b	5	SWMU2-9	-6210	-1040	
b	McN	GWW-01	-6468.5	663.2	
b	McN	GWW-02	-6165.4	665.5	
b	McN	GWW-03	-6129.7	831.2	
b	McN	P4-G11	-5366.1556	-293.6906	
b	McN	P4-G12	-5975.5175	-434.4071	
b	McN	SWMU2-10	-6285.1494	-1010.1558	
b	McN	SWMU2-17	-6212.9523	-898.0215	
b	McN	SWMU2-3	-6121.7069	-902.3416	
b	McN	SWMU2-9	-6210	-1040	
c	2	099-031	-1931.78	-1868.62	
c	2	099-032	-2011.05	-1783.99	
c	2	P4-H1	-2356.096	-3494.7688	
c	3	P4-F5	-2095.58	-2666.5212	
c	4	099-005	-1802.61	-1758.8	
c	4	099-008	-1803.05	-1488.34	

**Individual Borehole Results for Unfiltered Samples
Residential Use Systemic Toxicity - Exposure Point Concentrations**

Area	HU	Location	Admin. East	Admin. North	Di-n-octylphthalate
c	4	099-011	-1548.43	-1682.2	
c	4	099-035	-1653.61	-1681.87	
c	4	P4-F3	-3058.9545	-1614.5122	
c	4	P4-F4	-2345.6914	-2171.3444	
c	4	P4-G8	-4859.6909	-628.8469	
c	4	P4-H6	-3730.9532	-3491.5712	
c	5	099-034	-1880.81	-2034.22	
c	5	099-035	-1653.61	-1681.87	
c	5	099-037	-2336.73	-2895.83	
c	5	193-023	-2636.77	-2835.02	
c	5	193-025	-2718.69	-2870.27	
c	5	P4-E1	-3280.9132	-740.0572	
c	5	P4-E2	-2327.532	-295.8654	
c	5	P4-E4	-1979.5676	-782.4152	
c	5	P4-E6	-1606.9407	-1894.5031	
c	5	P4-E8	-1521.5779	-2228.1898	
c	5	P4-F1	-3429.4386	-644.7423	
c	5	P4-F2	-3295.9732	-1021.4207	
c	5	P4-F3	-3058.9545	-1614.5122	
c	5	P4-F4	-2345.6914	-2171.3444	
c	5	P4-F5	-2095.58	-2666.5212	
c	5	P4-F6	-4394.6382	-207.7991	
c	5	P4-F7	-4612.2587	-106.6878	
c	5	P4-F8	-4614	880	
c	5	P4-G5	-3440.0638	-2879.2607	
c	5	P4-G7	-2277.0149	-3070.5899	
c	5	P4-G8	-4859.6909	-628.8469	
c	5	P4-H6	-3730.9532	-3491.5712	
c	McN	193-025	-2718.69	-2870.27	
c	McN	P4-E8	-1521.5779	-2228.1898	
c	McN	P4-F1	-3429.4386	-644.7423	
c	McN	P4-F2	-3295.9732	-1021.4207	
c	McN	P4-F3	-3058.9545	-1614.5122	
c	McN	P4-F4	-2345.6914	-2171.3444	
c	McN	P4-F5	-2095.58	-2666.5212	
c	McN	P4-F6	-4394.6382	-207.7991	
c	McN	P4-F7	-4612.2587	-106.6878	
c	McN	P4-F8	-4614	880	
c	McN	P4-G5	-3440.0638	-2879.2607	
c	McN	P4-G8	-4859.6909	-628.8469	
c	PCK	P4-E8	-1521.5779	-2228.1898	
c	PCK	P4-F3	-3058.9545	-1614.5122	
c	Terrace	193-16	-2371.0285	-3610.3378	
d	1	720-002	-5139.9	-2607.94	
d	2	193-18	-4072.373	-3222.3329	
d	2	36-SB-001	-6132.0168	-2163.6936	
d	2	36-SB-002	-6109.256	-2168.7083	
d	2	36-SB-003	-6111.6754	-2120.3964	
d	2	36-SB-004	-6097.4683	-2151.3233	
d	2	36-SB-005	-6106.8292	-2150.8814	
d	2	38-SB-003	-6967.7899	-2752.9887	
d	2	720-003	-5375.03	-2606.98	
d	2	720-011	-4991.11	-2298.46	
d	2	720-024	-5621.74	-2668.03	
d	3	001-173	-6950.58	-1719.97	

**Individual Borehole Results for Unfiltered Samples
Residential Use Systemic Toxicity - Exposure Point Concentrations**

Area	HU	Location	Admin. East	Admin. North	Di-n-octylphthalate
d	3	193-028	-4055.47	-3081.83	
d	3	720-011	-4991.11	-2298.46	
d	3	720-022	-5139.77	-2676.87	
d	3	P4-H5	-4063.253	-3288.0224	
d	4	001-184	-7344.02	-1191.7	
d	4	099-038	-3478.65	-2467.24	
d	4	193-032	-3537.01	-3064.28	
d	4	193-041	-3714.47	-2462.04	
d	4	720-010	-4900.73	-2229.59	
d	5	001-175	-7197.43	-1684.69	
d	5	001-176	-6594.89	-1699.48	
d	5	001-177	-6719.08	-1856.93	
d	5	001-178	-7139.25	-1956.07	
d	5	001-180	-7396.07	-1414.73	
d	5	001-181	-6080.72	-1725.62	
d	5	001-182	-7200.19	-1275.04	
d	5	001-183	-7601.83	-1041.72	
d	5	001-184	-7344.02	-1191.7	
d	5	091-001	-6899.08	-1048.26	
d	5	091-002	-6939.9	-907.39	
d	5	099-038	-3478.65	-2467.24	
d	5	193-028	-4055.47	-3081.83	
d	5	193-031	-3896.84	-3348.43	
d	5	193-032	-3537.01	-3064.28	
d	5	193-041	-3714.47	-2462.04	
d	5	193-20	-3688.4901	-2894.868	
d	5	720-010	-4900.73	-2229.59	
d	5	720-011	-4991.11	-2298.46	
d	5	720-012	-5152.5	-2730.98	
d	5	720-013	-5931.03	-2417.82	
d	5	720-014	-5930.34	-2265.73	
d	5	720-015	-5939.88	-2056.41	
d	5	720-016	-5698.82	-1977.44	
d	5	720-017	-5429.73	-2065.63	
d	5	720-018	-5185.43	-2035.15	
d	5	720-019	-4931.91	-2492.84	
d	5	720-026	-5792.91	-1729.12	
d	5	720-028	-4565.85	-2631.76	
d	5	720-029	-4860.19	-1960.29	
d	5	P4-G3	-3870.9975	-2097.037	
d	5	P4-H5	-4063.253	-3288.0224	
d	5	P4-H7	-5030.8312	-2051.7808	
d	McN	001-177	-6719.08	-1856.93	
d	McN	001-180	-7396.07	-1414.73	
d	McN	001-181	-6080.72	-1725.62	
d	McN	001-183	-7601.83	-1041.72	
d	McN	091-002	-6939.9	-907.39	
d	McN	099-038	-3478.65	-2467.24	
d	McN	193-031	-3896.84	-3348.43	
d	McN	193-032	-3537.01	-3064.28	
d	McN	193-041	-3714.47	-2462.04	
d	McN	720-014	-5930.34	-2265.73	
d	McN	720-015	-5939.88	-2056.41	
d	McN	720-017	-5429.73	-2065.63	
d	McN	720-019	-4931.91	-2492.84	

Individual Borehole Results for Unfiltered Samples
Residential Use Systemic Toxicity - Exposure Point Concentrations

Area	HU	Location	Admin. East	Admin. North	Di-n-octylphthalate
d	McN	720-028	-4565.85	-2631.76	
d	McN	720-029	-4860.19	-1960.29	
d	McN	P4-H5	-4063.253	-3288.0224	
d	McN	P4-H7	-5030.8312	-2051.7808	
d	PCK	P4-G3	-3870.9975	-2097.037	
d	PCK	P4-H5	-4063.253	-3288.0224	
d	PCK	P4-H7	-5030.8312	-2051.7808	
e	5	J22	-6608.06	3112.38	
e	5	J24	-7489.59	3112.22	
e	5	J25	-7906.7148	3091.4299	
e	5	J3	-5261.52	5985.84	
e	5	J6	-6547.55	6684.97	
e	5	J7	-6984.7	6917.24	
f	2	099-022	-1256.11	-1940.36	8.00E-03
f	2	204-03	-1356.1	-2698.6	
f	2	204-031	-1287.19	-2204.97	
f	2	204-15	-1053.2	-2897.9	
f	2	204-17	-1198.1	-2760	
f	2	204-20	-1192.3	-2533.8	
f	2	P4-E7	-931.348	-1914.7858	
f	4	204-031	-1287.19	-2204.97	
f	4	P4-B3	3008.8757	3751.9217	
f	4	P4-B4	3347.2	3650.7149	
f	5	204-031	-1287.19	-2204.97	
f	5	P4-A2	3867.2115	5705.6378	
f	5	P4-A3	4229.1982	5697.7632	
f	5	P4-B3	3008.8757	3751.9217	
f	5	P4-B4	3347.2	3650.7149	
f	5	P4-B5	3590.3068	3429.5593	
f	5	P4-C2	-1030.1049	3123.9799	
f	5	P4-C4	-282.5417	3074.7198	
f	5	P4-C5	912.4176	2753.4711	
f	5	P4-C7	1357.7859	2096.1544	
f	5	P4-C9	1791.0046	1182.0304	
f	5	P4-D10	-733.3755	-1655.0762	
f	5	P4-D11	-720.7784	-2007.5525	
f	5	P4-D12A	-755.1116	-1651.7776	
f	5	P4-D4	-1815.0666	1413.0026	
f	5	P4-D5	-1135.8073	1551.1263	
f	5	P4-D6	-725.2591	887.8336	
f	5	P4-D7	-723.0174	-35.5704	
f	5	P4-D8	-686.0962	-604.138	
f	5	P4-D9	-639.7793	-1223.6622	
f	5	P4-E7	-931.348	-1914.7858	
f	5	SB40	1583.4313	831.505	
f	McN	P4-B3	3008.8757	3751.9217	
f	McN	P4-B4	3347.2	3650.7149	
f	McN	P4-C2	-1030.1049	3123.9799	
f	McN	P4-C4	-282.5417	3074.7198	
f	McN	P4-D10	-733.3755	-1655.0762	
f	McN	P4-D11	-720.7784	-2007.5525	
f	McN	P4-D12	-682.9716	-1645.6319	
f	McN	P4-D12A	-755.1116	-1651.7776	
f	McN	P4-D5	-1135.8073	1551.1263	
f	McN	P4-D6	-725.2591	887.8336	

**Individual Borehole Results for Unfiltered Samples
Residential Use Systemic Toxicity - Exposure Point Concentrations**

Area	HU	Location	Admin. East	Admin. North	Di-n-octylphthalate
f	McN	P4-D9	-639.7793	-1223.6622	
f	McN	P4-E7	-931.348	-1914.7858	
f	McN	SB47	1464.5559	64.4356	
f	PCK	P4-B3	3008.8757	3751.9217	
f	PCK	P4-D8	-686.0962	-604.138	
f	PCK	SB39	1672.1957	506.6573	
f	Terrace	204-029	-980.92	-2451.33	
h	Terrace	204-06	-1342	-3614.4	
h	Terrace	204-08	-1125.4	-3715.6	
i	5	J19	-5305.44	3195.21	
i	5	J21	-6182.54	3053.57	
k	TG	08-SB-001	-8034.6285	-3534.2087	

Individual Well Results for Filtered Data
Residential Use Excess Lifetime Cancer Risk - Risk Values

Area	HU	Location	Admin. East	Admin. North	As	Be	Metals	Total
a	2	MW157	-4025.7	-1688.6	8.94E-05		8.90E-05	8.90E-05
b	2	MW186	-6581.3	952.6	2.40E-03		2.40E-03	2.40E-03
b	2	MW187	-6854.5	964.4	2.67E-04		2.70E-04	2.70E-04
b	2	MW88	-5809.9	-805.09	1.60E-04		1.60E-04	1.60E-04
b	5	MW185	-6601.9	952.9	5.48E-04	4.69E-04	1.00E-03	1.00E-03
b	5	MW257	-5972.207	442.3827	3.43E-04		3.40E-04	3.40E-04
d	2	MW96	-4459.5	-2229.19	1.55E-04		1.50E-04	1.50E-04
d	5	MW327	-7100.8724	-2559.8102		2.96E-03	3.00E-03	3.00E-03
d	5	MW344	-7450.36	-3566.69	1.38E-04		1.40E-04	1.40E-04
e	5	TVA D-14	-2790	12825		5.73E-04	5.70E-04	5.70E-04
i	1	MW182	-3027.4	3107.2	2.75E-04		2.70E-04	2.70E-04
i	5	MW220	-2822.84	3279.19	1.15E-04		1.10E-04	1.10E-04
i	5	MW99	1842.46	6826.71		7.75E-04	7.70E-04	7.70E-04
j	McN	TVA D-07	-3226	17314	2.17E-03		2.20E-03	2.20E-03
k	TG	MW184	-7386.9	-3997.3	4.05E-04		4.00E-04	4.00E-04
k	TG	MW300	-7898.2689	-4203.5489		2.04E-03	2.00E-03	2.00E-03

Individual Well Results for Filtered Samples
Residential Use Excess Lifetime Cancer Risk - Exposure Point Concentrations

Area	HU	Location	Admin. East	Admin. North	As	Be
j	McN	TVA D-07	-3226	17314	7.60E-02	
a	2	MW157	-4025.7	-1688.6	3.13E-03	
b	2	MW186	-6581.3	952.6	8.41E-02	
b	2	MW187	-6854.5	964.4	9.33E-03	
b	2	MW88	-5809.9	-805.09	5.58E-03	
b	5	MW185	-6601.9	952.9	1.92E-02	4.91E-03
b	5	MW257	-5972.207	442.3827	1.20E-02	
d	2	MW96	-4459.5	-2229.19	5.42E-03	
d	5	MW327	-7100.8724	-2559.8102		3.10E-02
d	5	MW344	-7450.36	-3566.69	4.83E-03	
e	5	TVA D-14	-2790	12825		6.00E-03
i	1	MW182	-3027.4	3107.2	9.61E-03	
i	5	MW220	-2822.84	3279.19	4.01E-03	
i	5	MW99	1842.46	6826.71		8.11E-03
k	TG	MW184	-7386.9	-3997.3	1.42E-02	
k	TG	MW300	-7898.2689	-4203.5489		2.14E-02

Individual Well Results for Filtered Samples
Residential Use Systemic Toxicity - Hazard Indices

Area	HU	Location	Admin. East	Admin. North	As	Ba	Ni	Mn	Va	Cd	Fe	Zn	Al	Hg	Be
a	2	MW157	-4025.7	-1688.6	6.92E-01	4.04E-02	2.23E-01								
a	2	MW219	-4481.4	-1917.3				4.84E-01	1.41E+00						
a	4	MW156	-4025.7	-1703.7				1.19E+00	1.68E+00	1.22E+00	1.02E-01	3.52E-03			
a	5	MW155	-4025	-1669.4		1.53E-01			6.82E-01	1.38E+00					
a	5	MW175	-4379.1	-1428.3		1.61E-01					1.67E+00		2.07E-01		
a	5	MW178	-4073.6	-1216.2				1.02E-01					8.40E-02		
b	2	MW170	-5557.6	-175.8				3.35E-01							
b	2	MW171	-5418.4	-471.5				8.53E-02							
b	2	MW186	-6581.3	952.6	1.86E+01	2.72E-01		4.16E-01	1.96E+00	1.35E+00					
b	2	MW187	-6854.5	964.4	2.06E+00	1.18E-01	4.81E+00	1.99E-01	6.58E-01	1.31E+00					
b	2	MW190	-6951.6	237.9		1.06E-01		3.22E-01	1.73E+00						
b	2	MW246	-7447.6953	1345.1263				7.83E-02							
b	2	MW64	-7235.37	880.24		2.33E-01			1.72E+00						
b	2	MW88	-5809.9	-805.09	1.23E+00										
b	2	MW91	-5660.38	-804.6										2.46E-02	
b	5	MW185	-6601.9	952.9	4.24E+00			5.95E-02	1.11E+00		3.01E-02				1.86E-01
b	5	MW226	-5740.41	-1241.06						7.54E-01					
b	5	MW242	-7083.2794	1678.9796		1.54E-01	1.30E+00	1.00E+00							
b	5	MW245	-7397.5537	1119.219				1.01E+00			1.11E-01		6.88E-02		
b	5	MW248	-7376.716	1385.4221		1.38E-01		2.36E+00							
b	5	MW249	-7432.4541	1357.752		2.30E-01		5.93E+00							
b	5	MW250	-7431.7846	1396.3409				5.54E-02							
b	5	MW257	-5972.207	442.3827	2.65E+00	1.51E-01		1.43E+00		1.89E+00	2.40E+00				
b	5	MW261	-5979.2011	442.1934				3.53E-01							
b	5	MW262	-5378.4612	86.9847		1.39E-01		2.03E+00				1.55E-02			
b	5	MW66	-6872.62	978.57		8.62E-02									
b	McN	MW247	-7445.6977	1360.1469							9.79E-01				
c	2	MW164	-2034.2	-1415.6				1.46E-01							
c	2	MW167	-4822.5	-908.7				2.71E-01							
c	5	MW163	-2041	-1400.8		1.55E-01		6.12E-02							
c	5	MW168	-4822.5	-924.8			9.93E-01	2.13E-01							
c	5	MW205	-4360.3	-364.1			9.21E-01	2.75E-01							
c	5	MW255	-1510.2777	-2230.289		9.25E-02		2.42E-01				7.71E-03			
c	5	MW256	-1596.7664	-1896.4091		1.23E-01		7.49E-02							
c	5	MW260	-1982.1832	-786.0092		1.46E-01		5.37E-01			1.13E+00				
d	2	MW160	-6945.9	-971.9				1.77E-01			7.95E-01		3.23E-01		
d	2	MW204	-5014.1	-2148.1		1.66E-01									
d	2	MW207	-4636	-2432				2.30E-01	1.54E+00						
d	2	MW208	-4704	-2298		2.15E-01									
d	2	MW209	-4769	-2600		3.97E-01		4.66E-01	1.98E+00						
d	2	MW216	-4452.2	-3235.2				1.67E+00	3.25E+00						
d	2	MW218	-5090.38	-2626.16		6.63E-01			2.52E+00						
d	2	MW303	-7461.2255	-3559.8958				1.27E+01			4.46E+00				
d	2	MW69	-4343.25	-2074.34		8.53E-01		9.10E+00	1.61E+00		5.03E+00				
d	2	MW96	-4459.5	-2229.19	1.20E+00	2.81E-01		4.25E+00	1.15E+00		6.12E+00				
d	3	MW217	-5080.28	-2760.66		1.41E-01		9.21E-01							
d	4	MW104	-6596.77	-3682.88				3.42E-01							
d	4	MW71	-4372.93	-2074.16		2.31E-01			1.61E+00						
d	5	MW158	-6957	-991.2		1.99E-01		1.18E+00							
d	5	MW159	-6937.1	-989.8				3.09E-01							
d	5	MW161	-6916.9	-1666.7				1.09E-01				9.48E-03			
d	5	MW203	-5014.8	-2159.2		1.25E-01		9.95E-01							
d	5	MW325	-6100.3002	-2090.9069		1.63E-01		1.96E+00							
d	5	MW326	-6185.001	-2430.1134				2.85E+00							
d	5	MW327	-7100.8724	-2559.8102				8.70E-01		2.68E+00		7.63E-03			1.17E+00
d	5	MW328	-7337.476	-1962.3084			4.97E-01	1.14E+00							
d	5	MW329	-7347.443	-1419.371		1.25E-01		2.43E-01							
d	5	MW330	-6636.3254	-2206.9108		2.68E-01		3.64E+00							

Individual Well Results for Filtered Samples
Residential Use Systemic Toxicity - Hazard Indices

Area	HU	Location	Admin. East	Admin. North	Ag	Uranium	Co	Cr	Mo	Pb	Cu	Sb	Boron	Li	Sr
a	2	MW157	-4025.7	-1688.6											
a	2	MW219	-4481.4	-1917.3											
a	4	MW156	-4025.7	-1703.7											
a	5	MW155	-4025	-1669.4											
a	5	MW175	-4379.1	-1428.3											
a	5	MW178	-4073.6	-1216.2											
b	2	MW170	-5557.6	-175.8											
b	2	MW171	-5418.4	-471.5											
b	2	MW186	-6581.3	952.6											
b	2	MW187	-6854.5	964.4											
b	2	MW190	-6951.6	237.9											
b	2	MW246	-7447.6953	1345.1263											
b	2	MW64	-7235.37	880.24											
b	2	MW88	-5809.9	-805.09											
b	2	MW91	-5660.38	-804.6											
b	5	MW185	-6601.9	952.9											
b	5	MW226	-5740.41	-1241.06											
b	5	MW242	-7083.2794	1678.9796											
b	5	MW245	-7397.5537	1119.219											
b	5	MW248	-7376.716	1385.4221											
b	5	MW249	-7432.4541	1357.752											
b	5	MW250	-7431.7846	1396.3409											
b	5	MW257	-5972.207	442.3827	4.00E-01										
b	5	MW261	-5979.2011	442.1934											
b	5	MW262	-5378.4612	86.9847											
b	5	MW66	-6872.62	978.57											
b	McN	MW247	-7445.6977	1360.1469											
c	2	MW164	-2034.2	-1415.6											
c	2	MW167	-4822.5	-908.7											
c	5	MW163	-2041	-1400.8											
c	5	MW168	-4822.5	-924.8											
c	5	MW205	-4360.3	-364.1											
c	5	MW255	-1510.2777	-2230.289											
c	5	MW256	-1596.7664	-1896.4091											
c	5	MW260	-1982.1832	-786.0092											
d	2	MW160	-6945.9	-971.9											
d	2	MW204	-5014.1	-2148.1											
d	2	MW207	-4636	-2432											
d	2	MW208	-4704	-2298											
d	2	MW209	-4769	-2600											
d	2	MW216	-4452.2	-3235.2											
d	2	MW218	-5090.38	-2626.16											
d	2	MW303	-7461.2255	-3559.8958		2.09E+00									
d	2	MW69	-4343.25	-2074.34			6.18E-02								
d	2	MW96	-4459.5	-2229.19											
d	3	MW217	-5080.28	-2760.66											
d	4	MW104	-6596.77	-3682.88											
d	4	MW71	-4372.93	-2074.16											
d	5	MW158	-6957	-991.2											
d	5	MW159	-6937.1	-989.8				8.53E-01							
d	5	MW161	-6916.9	-1666.7											
d	5	MW203	-5014.8	-2159.2											
d	5	MW325	-6100.3002	-2090.9069											
d	5	MW326	-6185.001	-2430.1134											
d	5	MW327	-7100.8724	-2559.8102				2.78E+00							
d	5	MW328	-7337.476	-1962.3084											
d	5	MW329	-7347.443	-1419.371											
d	5	MW330	-6636.3254	-2206.9108											

Individual Well Results for Filtered Samples
Residential Use Systemic Toxicity - Hazard Indices

Area	HU	Location	Admin. East	Admin. North	Inorganic	Total
a	2	MW157	-4025.7	-1688.6	9.50E-01	9.50E-01
a	2	MW219	-4481.4	-1917.3	1.90E+00	1.90E+00
a	4	MW156	-4025.7	-1703.7	4.20E+00	4.20E+00
a	5	MW155	-4025	-1669.4	2.20E+00	2.20E+00
a	5	MW175	-4379.1	-1428.3	2.00E+00	2.00E+00
a	5	MW178	-4073.6	-1216.2	1.90E-01	1.90E-01
b	2	MW170	-5557.6	-175.8	3.30E-01	3.30E-01
b	2	MW171	-5418.4	-471.5	8.50E-02	8.50E-02
b	2	MW186	-6581.3	952.6	2.30E+01	2.30E+01
b	2	MW187	-6854.5	964.4	9.20E+00	9.20E+00
b	2	MW190	-6951.6	237.9	2.20E+00	2.20E+00
b	2	MW246	-7447.6953	1345.1263	7.80E-02	7.80E-02
b	2	MW64	-7235.37	880.24	2.00E+00	2.00E+00
b	2	MW88	-5809.9	-805.09	1.20E+00	1.20E+00
b	2	MW91	-5660.38	-804.6	2.50E-02	2.50E-02
b	5	MW185	-6601.9	952.9	5.60E+00	5.60E+00
b	5	MW226	-5740.41	-1241.06	7.50E-01	7.50E-01
b	5	MW242	-7083.2794	1678.9796	2.50E+00	2.50E+00
b	5	MW245	-7397.5537	1119.219	1.20E+00	1.20E+00
b	5	MW248	-7376.716	1385.4221	2.50E+00	2.50E+00
b	5	MW249	-7432.4541	1357.752	6.20E+00	6.20E+00
b	5	MW250	-7431.7846	1396.3409	5.50E-02	5.50E-02
b	5	MW257	-5972.207	442.3827	8.90E+00	8.90E+00
b	5	MW261	-5979.2011	442.1934	3.50E-01	3.50E-01
b	5	MW262	-5378.4612	86.9847	2.20E+00	2.20E+00
b	5	MW66	-6872.62	978.57	8.60E-02	8.60E-02
b	McN	MW247	-7445.6977	1360.1469	9.80E-01	9.80E-01
c	2	MW164	-2034.2	-1415.6	1.50E-01	1.50E-01
c	2	MW167	-4822.5	-908.7	2.70E-01	2.70E-01
c	5	MW163	-2041	-1400.8	2.20E-01	2.20E-01
c	5	MW168	-4822.5	-924.8	1.20E+00	1.20E+00
c	5	MW205	-4360.3	-364.1	1.20E+00	1.20E+00
c	5	MW255	-1510.2777	-2230.289	3.40E-01	3.40E-01
c	5	MW256	-1596.7664	-1896.4091	2.00E-01	2.00E-01
c	5	MW260	-1982.1832	-786.0092	1.80E+00	1.80E+00
d	2	MW160	-6945.9	-971.9	1.30E+00	1.30E+00
d	2	MW204	-5014.1	-2148.1	1.70E-01	1.70E-01
d	2	MW207	-4636	-2432	2.20E+00	2.20E+00
d	2	MW208	-4704	-2298	2.20E-01	2.20E-01
d	2	MW209	-4769	-2600	2.80E+00	2.80E+00
d	2	MW216	-4452.2	-3235.2	4.90E+00	4.90E+00
d	2	MW218	-5090.38	-2626.16	3.20E+00	3.20E+00
d	2	MW303	-7461.2255	-3559.8958	1.90E+01	1.90E+01
d	2	MW69	-4343.25	-2074.34	1.70E+01	1.70E+01
d	2	MW96	-4459.5	-2229.19	1.30E+01	1.30E+01
d	3	MW217	-5080.28	-2760.66	1.10E+00	1.10E+00
d	4	MW104	-6596.77	-3682.88	3.40E-01	3.40E-01
d	4	MW71	-4372.93	-2074.16	1.80E+00	1.80E+00
d	5	MW158	-6957	-991.2	1.40E+00	1.40E+00
d	5	MW159	-6937.1	-989.8	1.20E+00	1.20E+00
d	5	MW161	-6916.9	-1666.7	1.10E-01	1.10E-01
d	5	MW203	-5014.8	-2159.2	1.10E+00	1.10E+00
d	5	MW325	-6100.3002	-2090.9069	2.10E+00	2.10E+00
d	5	MW326	-6185.001	-2430.1134	2.90E+00	2.90E+00
d	5	MW327	-7100.8724	-2559.8102	7.50E+00	7.50E+00
d	5	MW328	-7337.476	-1962.3084	1.60E+00	1.60E+00
d	5	MW329	-7347.443	-1419.371	3.70E-01	3.70E-01
d	5	MW330	-6636.3254	-2206.9108	3.90E+00	3.90E+00

Individual Well Results for Filtered Samples
Residential Use Systemic Toxicity - Hazard Indices

Area	HU	Location	Admin. East	Admin. North	As	Ba	Ni	Mn	Va	Cd	Fe	Zn	Al	Hg	Be
d	5	MW344	-7450.36	-3566.69	1.07E+00										
d	5	MW68	-4357.96	-2074.15					1.31E+00						
d	McN	MW102	-6267.32	-3502.54								2.75E-02			
e	2	MW237	-5196.8058	7328.8451		1.44E-01									
e	3	MW127	-5664.11	6161.23			2.23E+00	7.34E-02	2.59E+00						
e	5	MW123	-5661.33	6125.6			1.35E-01	3.11E-01							
e	5	MW134	-8335.0023	3568.93				1.58E-01							
e	5	MW152	-692.64	13136.67					1.08E+00						
e	5	MW20	-6552.8	4889.55				4.72E-02			5.13E-01	2.71E-02			
e	5	MW201	-4884	10167.4		9.71E-02		7.96E-02							
e	5	MW202	-5688	7613.2				1.08E-01							
e	5	MW233	-5530.1489	7300.335				4.50E-02							
e	5	MW234	-5188.172	7205.8238				2.63E-02							
e	5	TVA D-09	-4750	15200				9.50E+00			3.45E+00	1.18E-02			
e	5	TVA D-14	-2790	12825				2.74E+00			1.96E+00	2.22E-02			2.27E-01
e	5	TVA D-24	-810	14025				1.19E+00							
e	McN	MW239	-5203.6499	7330.3964				6.34E-01			2.41E+00				
e	McN	TVA D-25	-2040	13740					9.86E+00						
f	4	MW149	3214.11	5754.34					1.57E+00						
f	4	MW193	515.8	3064.9			1.13E-01	2.06E-01							
f	5	MW124	1879.15	726.38			1.37E-01	7.15E-01							
f	5	MW126	1881.49	736.67				1.91E-01							
f	5	MW144	-770.1	369.58					9.43E-01	1.13E+00		4.58E-03			
f	5	MW145	-768.84	383.32			1.19E-01		7.10E-01	1.21E+00					
f	5	MW148	3289.83	5755.06								9.75E-03			
f	5	MW258	-745.654	-1643.2484			9.73E-02	2.01E-01							
f	5	MW283	599.2737	903.2568			1.07E-01								
f	5	MW284	1589.9994	913.4824			1.51E-01								
f	5	MW288	1564.9368	679.0144			1.24E-01								
f	5	MW291	1699.8141	968.887			1.31E-01				7.92E-01				
f	5	MW292	924.0336	33.1863			1.05E-01								
f	5	MW293	1802.403	839.0142			1.09E-01	6.36E-01							
f	5	MW294	1790.398	842.7724			1.28E-01	9.45E-01	3.41E-01						
f	McN	MW122	1876.17	717.07			1.43E-01								
g	2	MW143	-12156.05	6513.64				1.38E+00	1.31E+00						
g	2	MW195	-10193.4	1861.1				1.86E-01					1.17E-01		
g	5	MW106	-8438.9	990.93				8.24E-02							
g	5	MW141	-12173.02	6544.69			5.85E-01								
g	5	MW199	-10076.6	10090.1						1.11E+00	1.59E-01	1.30E-02	4.30E-02		
g	McN	MW140	-12179.19	6558.48							1.18E+00				
h	2	MW192	2587.8	600.4			9.14E-01								
h	5	MW150	4782.26	2215			9.28E-02		1.05E+00						
h	TG	MW130	-1483.89	-5924.02								8.92E-03			
i	1	MW182	-3027.4	3107.2	2.13E+00	5.53E-01		7.11E+00	2.93E+00	2.12E+00	5.85E+00				
i	2	MW16	-2899.11	3088.57		1.56E-01						3.55E-02			
i	2	MW174	-5307.2	1021.2				1.32E-01	1.40E+00						
i	2	MW198	-6163	2874.8											
i	3	MW17	-2811.66	4149.22					4.86E+00			4.29E-02		4.51E-02	
i	3	MW18	-2354.58	4213.97					2.80E+00					2.25E-02	
i	3	MW180	-2494.2	4627		1.10E-01	1.02E+00	6.03E-01			6.34E-01				
i	3	MW19	-2964.46	4470.12		9.89E-02						1.12E-01			
i	5	MW135	-1520.05	9137.28								7.73E-03			
i	5	MW173	-5290	1020.3				1.62E-01							
i	5	MW179	-2516.5	4627.9					8.97E-01			5.13E-03			
i	5	MW181	-3042.8	3107.3				7.13E-02				5.13E-03			
i	5	MW197	-6162.5	2863.1		1.53E-01		5.10E-02							
i	5	MW200	-4823.9	4443.3		1.12E-01		5.82E-02				4.09E-03			
i	5	MW220	-2822.84	3279.19	8.87E-01	9.67E-02						4.11E-03			

Individual Well Results for Filtered Samples
Residential Use Systemic Toxicity - Hazard Indices

Area	HU	Location	Admin. East	Admin. North	Ag	Uranium	Co	Cr	Mo	Pb	Cu	Sb	Boron	Li	Sr
d	5	MW344	-7450.36	-3566.69											
d	5	MW68	-4357.96	-2074.15											
d	McN	MW102	-6267.32	-3502.54											
e	2	MW237	-5196.8058	7328.8451											
e	3	MW127	-5664.11	6161.23											
e	5	MW123	-5661.33	6125.6											
e	5	MW134	-8335.0023	3568.93											
e	5	MW152	-692.64	13136.67											
e	5	MW20	-6552.8	4889.55											
e	5	MW201	-4884	10167.4											
e	5	MW202	-5688	7613.2											
e	5	MW233	-5530.1489	7300.335											
e	5	MW234	-5188.172	7205.8238											
e	5	TVA D-09	-4750	15200			9.28E-02		8.50E-01						
e	5	TVA D-14	-2790	12825			6.85E-02								
e	5	TVA D-24	-810	14025											
e	McN	MW239	-5203.6499	7330.3964											
e	McN	TVA D-25	-2040	13740											
f	4	MW149	3214.11	5754.34											
f	4	MW193	515.8	3064.9											
f	5	MW124	1879.15	726.38											
f	5	MW126	1881.49	736.67											
f	5	MW144	-770.1	369.58											
f	5	MW145	-768.84	383.32											
f	5	MW148	3289.83	5755.06											
f	5	MW258	-745.654	-1643.2484											
f	5	MW283	599.2737	903.2568											
f	5	MW284	1589.9994	913.4824											
f	5	MW288	1564.9368	679.0144											
f	5	MW291	1699.8141	968.887											
f	5	MW292	924.0336	33.1863											
f	5	MW293	1802.403	839.0142											
f	5	MW294	1790.398	842.7724											
f	McN	MW122	1876.17	717.07											
g	2	MW143	-12156.05	6513.64											
g	2	MW195	-10193.4	1861.1											
g	5	MW106	-8438.9	990.93											
g	5	MW141	-12173.02	6544.69											
g	5	MW199	-10076.6	10090.1				7.85E-01		4.25E+04					
g	McN	MW140	-12179.19	6558.48											
h	2	MW192	2587.8	600.4											
h	5	MW150	4782.26	2215											
h	TG	MW130	-1483.89	-5924.02											
i	1	MW182	-3027.4	3107.2		1.13E+01	3.84E-02								
i	2	MW16	-2899.11	3088.57							2.53E-01				
i	2	MW174	-5307.2	1021.2											
i	2	MW198	-6163	2874.8								4.15E+01			
i	3	MW17	-2811.66	4149.22		3.48E-01					2.05E-01				
i	3	MW18	-2354.58	4213.97		1.36E-01		6.26E-01							
i	3	MW180	-2494.2	4627											
i	3	MW19	-2964.46	4470.12							1.13E+00				
i	5	MW135	-1520.05	9137.28											
i	5	MW173	-5290	1020.3											
i	5	MW179	-2516.5	4627.9									6.38E-01	1.33E-01	
i	5	MW181	-3042.8	3107.3				6.99E-01						1.33E-01	
i	5	MW197	-6162.5	2863.1								2.28E+01			
i	5	MW200	-4823.9	4443.3				1.62E+00							
i	5	MW220	-2822.84	3279.19										1.33E-01	

Individual Well Results for Filtered Samples
Residential Use Systemic Toxicity - Hazard Indices

Area	HU	Location	Admin. East	Admin. North	Inorganic	Total
d	5	MW344	-7450.36	-3566.69	1.10E+00	1.10E+00
d	5	MW68	-4357.96	-2074.15	1.30E+00	1.30E+00
d	McN	MW102	-6267.32	-3502.54	2.70E-02	2.70E-02
e	2	MW237	-5196.8058	7328.8451	1.40E-01	1.40E-01
e	3	MW127	-5664.11	6161.23	5.40E+00	5.40E+00
e	5	MW123	-5661.33	6125.6	4.50E-01	4.50E-01
e	5	MW134	-8335.0023	3568.93	1.60E-01	1.60E-01
e	5	MW152	-692.64	13136.67	1.10E+00	1.10E+00
e	5	MW20	-6552.8	4889.55	5.90E-01	5.90E-01
e	5	MW201	-4884	10167.4	1.80E-01	1.80E-01
e	5	MW202	-5688	7613.2	1.10E-01	1.10E-01
e	5	MW233	-5530.1489	7300.335	4.50E-02	4.50E-02
e	5	MW234	-5188.172	7205.8238	2.60E-02	2.60E-02
e	5	TVA D-09	-4750	15200	1.40E+01	1.40E+01
e	5	TVA D-14	-2790	12825	5.00E+00	5.00E+00
e	5	TVA D-24	-810	14025	1.20E+00	1.20E+00
e	McN	MW239	-5203.6499	7330.3964	3.00E+00	3.00E+00
e	McN	TVA D-25	-2040	13740	9.90E+00	9.90E+00
f	4	MW149	3214.11	5754.34	1.60E+00	1.60E+00
f	4	MW193	515.8	3064.9	3.20E-01	3.20E-01
f	5	MW124	1879.15	726.38	8.50E-01	8.50E-01
f	5	MW126	1881.49	736.67	1.90E-01	1.90E-01
f	5	MW144	-770.1	369.58	2.10E+00	2.10E+00
f	5	MW145	-768.84	383.32	2.00E+00	2.00E+00
f	5	MW148	3289.83	5755.06	9.70E-03	9.70E-03
f	5	MW258	-745.654	-1643.2484	3.00E-01	3.00E-01
f	5	MW283	599.2737	903.2568	1.10E-01	1.10E-01
f	5	MW284	1589.9994	913.4824	1.50E-01	1.50E-01
f	5	MW288	1564.9368	679.0144	1.20E-01	1.20E-01
f	5	MW291	1699.8141	968.887	9.20E-01	9.20E-01
f	5	MW292	924.0336	33.1863	1.00E-01	1.00E-01
f	5	MW293	1802.403	839.0142	7.50E-01	7.50E-01
f	5	MW294	1790.398	842.7724	1.40E+00	1.40E+00
f	McN	MW122	1876.17	717.07	1.40E-01	1.40E-01
g	2	MW143	-12156.05	6513.64	2.70E+00	2.70E+00
g	2	MW195	-10193.4	1861.1	3.00E-01	3.00E-01
g	5	MW106	-8438.9	990.93	8.20E-02	8.20E-02
g	5	MW141	-12173.02	6544.69	5.80E-01	5.80E-01
g	5	MW199	-10076.6	10090.1	4.20E+04	4.20E+04
g	McN	MW140	-12179.19	6558.48	1.20E+00	1.20E+00
h	2	MW192	2587.8	600.4	9.10E-01	9.10E-01
h	5	MW150	4782.26	2215	1.10E+00	1.10E+00
h	TG	MW130	-1483.89	-5924.02	8.90E-03	8.90E-03
i	1	MW182	-3027.4	3107.2	3.20E+01	3.20E+01
i	2	MW16	-2899.11	3088.57	4.40E-01	4.40E-01
i	2	MW174	-5307.2	1021.2	1.50E+00	1.50E+00
i	2	MW198	-6163	2874.8	4.10E+01	4.10E+01
i	3	MW17	-2811.66	4149.22	5.50E+00	5.50E+00
i	3	MW18	-2354.58	4213.97	3.60E+00	3.60E+00
i	3	MW180	-2494.2	4627	2.40E+00	2.40E+00
i	3	MW19	-2964.46	4470.12	1.30E+00	1.30E+00
i	5	MW135	-1520.05	9137.28	7.70E-03	7.70E-03
i	5	MW173	-5290	1020.3	1.60E-01	1.60E-01
i	5	MW179	-2516.5	4627.9	1.70E+00	1.70E+00
i	5	MW181	-3042.8	3107.3	9.10E-01	9.10E-01
i	5	MW197	-6162.5	2863.1	2.30E+01	2.30E+01
i	5	MW200	-4823.9	4443.3	1.80E+00	1.80E+00
i	5	MW220	-2822.84	3279.19	1.10E+00	1.10E+00

Individual Well Results for Filtered Samples
Residential Use Systemic Toxicity - Hazard Indices

Area	HU	Location	Admin. East	Admin. North	As	Ba	Ni	Mn	Va	Cd	Fe	Zn	Al	Hg	Be
i	5	MW221	-2784.92	3863.68		1.12E-01						4.80E-03			
i	5	MW222	-2563.11	3659.61		1.36E-01						6.90E-03			
i	5	MW223	-2725.63	3719.99		9.80E-02						4.19E-03			
i	5	MW224	-2467.33	3627.71		1.14E-01						5.67E-03			
i	5	MW263	-2760.5953	4551.9705				3.24E-01				1.49E-02			
i	5	MW264	-2239.6467	4639.9052				2.19E-01				5.82E-03			
i	5	MW265	-1888.7015	4409.7626		9.74E-02		2.54E-01				5.82E-03			
i	5	MW266	-2259.7364	4639.9041				1.53E-01	6.32E-01			1.70E-02			
i	5	MW267	-2819.732	3264.7354		9.70E-02						5.82E-03			
i	5	MW274	-2205.704	6169.957		8.85E-02									
i	5	MW275	-2195.9653	6170.9954		9.34E-02									
i	5	MW276	-3107.1927	4470.7368		1.03E-01									
i	5	MW277	-3117.1112	4469.6034		1.03E-01									
i	5	MW39	-2947.0501	3947.77					1.94E+00						
i	5	MW41	-2871.23	4087.52		3.35E-01									
i	5	MW42	-2391.85	4539.32					1.88E+00						
i	5	MW43	-1872	4199.93		1.03E-01									
i	5	MW98	-3281.31	7397.46				5.62E-02							
i	5	MW99	1842.46	6826.71											3.07E-01
i	McN	MW133	-1715.66	9124.7				1.10E+00	1.76E+00						
j	5	TVA D-08	-3980	14035					1.85E+00						
j	5	TVA D-13	-1060	16100				4.21E-01							
j	5	TVA D-30	-1400	17140				8.49E+00	2.05E+00						
j	McN	TVA D-07	-3226	17314	1.68E+01								1.18E-01		
j	McN	TVA D-23	-1400	15340				4.94E+00							
k	EOC	MW309	-9059.2821	-4925.2				5.21E-01							
k	TG	MW184	-7386.9	-3997.3	3.13E+00	2.16E-01		7.45E+00	2.13E+00	2.42E+00	1.33E+01				
k	TG	MW196	-4977.8	-7987.3				1.04E-01							
k	TG	MW300	-7898.2689	-4203.5489			8.65E-01	4.18E+01			9.73E+01	1.71E-01	3.59E+00		8.09E-01
k	TG	MW301	-7582.7028	-4128.0632		1.03E-01		1.59E+01			2.59E+01				
k	TG	MW302	-8066.6439	-3714.1996				1.45E-01							
k	TG	MW310	-9158.5394	-5074.467				1.01E-01							
k	TG	MW317	-8399.0538	-3377.3589		2.25E-01									

Individual Well Results for Filtered Samples
Residential Use Systemic Toxicity - Hazard Indices

Area	HU	Location	Admin. East	Admin. North	Ag	Uranium	Co	Cr	Mo	Pb	Cu	Sb	Boron	Li	Sr
i	5	MW221	-2784.92	3863.68										1.33E-01	
i	5	MW222	-2563.11	3659.61										1.33E-01	
i	5	MW223	-2725.63	3719.99									7.35E-02	1.33E-01	
i	5	MW224	-2467.33	3627.71										1.33E-01	
i	5	MW263	-2760.5953	4551.9705							1.41E-01		2.76E-01	1.33E-01	
i	5	MW264	-2239.6467	4639.9052									7.02E-02	1.33E-01	
i	5	MW265	-1888.7015	4409.7626										1.33E-01	
i	5	MW266	-2259.7364	4639.9041									3.52E-01	1.33E-01	
i	5	MW267	-2819.732	3264.7354									6.87E-02	1.33E-01	
i	5	MW274	-2205.704	6169.957											
i	5	MW275	-2195.9653	6170.9954											
i	5	MW276	-3107.1927	4470.7368											
i	5	MW277	-3117.1112	4469.6034											
i	5	MW39	-2947.0501	3947.77											
i	5	MW41	-2871.23	4087.52											
i	5	MW42	-2391.85	4539.32											
i	5	MW43	-1872	4199.93											
i	5	MW98	-3281.31	7397.46											
i	5	MW99	1842.46	6826.71											
i	McN	MW133	-1715.66	9124.7											
j	5	TVA D-08	-3980	14035					4.18E+00						
j	5	TVA D-13	-1060	16100					7.83E-01						
j	5	TVA D-30	-1400	17140											
j	McN	TVA D-07	-3226	17314					4.31E+00						
j	McN	TVA D-23	-1400	15340											
k	EOC	MW309	-9059.2821	-4925.2											
k	TG	MW184	-7386.9	-3997.3											
k	TG	MW196	-4977.8	-7987.3											
k	TG	MW300	-7898.2689	-4203.5489											
k	TG	MW301	-7582.7028	-4128.0632			2.05E-01	5.06E-01							2.64E-01
k	TG	MW302	-8066.6439	-3714.1996			9.06E-02								
k	TG	MW310	-9158.5394	-5074.467											
k	TG	MW317	-8399.0538	-3377.3589											

Individual Well Results for Filtered Samples
Residential Use Systemic Toxicity - Hazard Indices

Area	HU	Location	Admin. East	Admin. North	Inorganic	Total
i	5	MW221	-2784.92	3863.68	2.50E-01	2.50E-01
i	5	MW222	-2563.11	3659.61	2.80E-01	2.80E-01
i	5	MW223	-2725.63	3719.99	3.10E-01	3.10E-01
i	5	MW224	-2467.33	3627.71	2.50E-01	2.50E-01
i	5	MW263	-2760.5953	4551.9705	8.90E-01	8.90E-01
i	5	MW264	-2239.6467	4639.9052	4.30E-01	4.30E-01
i	5	MW265	-1888.7015	4409.7626	4.90E-01	4.90E-01
i	5	MW266	-2259.7364	4639.9041	1.30E+00	1.30E+00
i	5	MW267	-2819.732	3264.7354	3.00E-01	3.00E-01
i	5	MW274	-2205.704	6169.957	8.90E-02	8.90E-02
i	5	MW275	-2195.9653	6170.9954	9.30E-02	9.30E-02
i	5	MW276	-3107.1927	4470.7368	1.00E-01	1.00E-01
i	5	MW277	-3117.1112	4469.6034	1.00E-01	1.00E-01
i	5	MW39	-2947.0501	3947.77	1.90E+00	1.90E+00
i	5	MW41	-2871.23	4087.52	3.30E-01	3.30E-01
i	5	MW42	-2391.85	4539.32	1.90E+00	1.90E+00
i	5	MW43	-1872	4199.93	1.00E-01	1.00E-01
i	5	MW98	-3281.31	7397.46	5.60E-02	5.60E-02
i	5	MW99	1842.46	6826.71	3.10E-01	3.10E-01
i	McN	MW133	-1715.66	9124.7	2.90E+00	2.90E+00
j	5	TVA D-08	-3980	14035	6.00E+00	6.00E+00
j	5	TVA D-13	-1060	16100	1.20E+00	1.20E+00
j	5	TVA D-30	-1400	17140	1.10E+01	1.10E+01
j	McN	TVA D-07	-3226	17314	2.10E+01	2.10E+01
j	McN	TVA D-23	-1400	15340	4.90E+00	4.90E+00
k	EOC	MW309	-9059.2821	-4925.2	5.20E-01	5.20E-01
k	TG	MW184	-7386.9	-3997.3	2.90E+01	2.90E+01
k	TG	MW196	-4977.8	-7987.3	1.00E-01	1.00E-01
k	TG	MW300	-7898.2689	-4203.5489	1.50E+02	1.50E+02
k	TG	MW301	-7582.7028	-4128.0632	4.20E+01	4.20E+01
k	TG	MW302	-8066.6439	-3714.1996	1.50E-01	1.50E-01
k	TG	MW310	-9158.5394	-5074.467	1.00E-01	1.00E-01
k	TG	MW317	-8399.0538	-3377.3589	2.20E-01	2.20E-01

Individual Well Results for Filtered Samples
Residential Use Systemic Toxicity - Exposure Point Concentrations

Area	HU	Location	Admin. East	Admin. North	As	Ba	Ni	Mn	Va	Cd	Fe	Zn	Al	Hg	Be
a	2	MW157	-4025.7	-1688.6	3.13E-03	4.19E-02	6.71E-02								
a	2	MW219	-4481.4	-1917.3				3.25E-01	1.30E-01						
a	4	MW156	-4025.7	-1703.7				8.01E-01	1.55E-01	8.08E-03	4.59E-01	1.59E-02			
a	5	MW155	-4025	-1669.4		1.59E-01			6.31E-02	9.12E-03					
a	5	MW175	-4379.1	-1428.3		1.67E-01					7.52E+00		3.09E+00		
a	5	MW178	-4073.6	-1216.2				6.83E-02					1.25E+00		
b	2	MW170	-5557.6	-175.8				2.25E-01							
b	2	MW171	-5418.4	-471.5				5.73E-02							
b	2	MW186	-6581.3	952.6	8.41E-02	2.82E-01		2.79E-01	1.82E-01	8.90E-03					
b	2	MW187	-6854.5	964.4	9.33E-03	1.22E-01	1.45E+00	1.34E-01	6.08E-02	8.65E-03					
b	2	MW190	-6951.6	237.9		1.09E-01		2.16E-01	1.60E-01						
b	2	MW246	-7447.6953	1345.1263				5.26E-02							
b	2	MW64	-7235.37	880.24		2.42E-01			1.59E-01						
b	2	MW88	-5809.9	-805.09	5.58E-03										
b	2	MW91	-5660.38	-804.6										1.09E-04	
b	5	MW185	-6601.9	952.9	1.92E-02			3.99E-02	1.03E-01		1.35E-01				4.91E-03
b	5	MW226	-5740.41	-1241.06						4.98E-03					
b	5	MW242	-7083.2794	1678.9796		1.60E-01	3.91E-01	6.74E-01							
b	5	MW245	-7397.5537	1119.219				6.77E-01			4.97E-01		1.03E+00		
b	5	MW248	-7376.716	1385.4221		1.43E-01		1.58E+00							
b	5	MW249	-7432.4541	1357.752		2.39E-01		3.98E+00							
b	5	MW250	-7431.7846	1396.3409				3.72E-02							
b	5	MW257	-5972.207	442.3827	1.20E-02	1.56E-01		9.58E-01		1.25E-02	1.08E+01				
b	5	MW261	-5979.2011	442.1934				2.37E-01							
b	5	MW262	-5378.4612	86.9847		1.44E-01		1.36E+00				7.00E-02			
b	5	MW66	-6872.62	978.57		8.94E-02									
b	McN	MW247	-7445.6977	1360.1469							4.40E+00				
c	2	MW164	-2034.2	-1415.6				9.80E-02							
c	2	MW167	-4822.5	-908.7				1.82E-01							
c	5	MW163	-2041	-1400.8		1.61E-01		4.11E-02							
c	5	MW168	-4822.5	-924.8			2.99E-01	1.43E-01							
c	5	MW205	-4360.3	-364.1			2.77E-01	1.84E-01							
c	5	MW255	-1510.2777	-2230.289		9.60E-02		1.63E-01				3.47E-02			
c	5	MW256	-1596.7664	-1896.4091		1.28E-01		5.03E-02							
c	5	MW260	-1982.1832	-786.0092		1.51E-01		3.61E-01			5.07E+00				
d	2	MW160	-6945.9	-971.9				1.19E-01			3.57E+00		4.81E+00		
d	2	MW204	-5014.1	-2148.1		1.72E-01									
d	2	MW207	-4636	-2432		2.38E-01		3.17E-01	1.43E-01						
d	2	MW208	-4704	-2298		2.23E-01									
d	2	MW209	-4769	-2600		4.12E-01		3.13E-01	1.83E-01						
d	2	MW216	-4452.2	-3235.2				1.12E+00	3.01E-01						
d	2	MW218	-5090.38	-2626.16		6.88E-01			2.33E-01						
d	2	MW303	-7461.2255	-3559.8958				8.56E+00			2.00E+01				
d	2	MW69	-4343.25	-2074.34		8.85E-01		6.11E+00	1.49E-01		2.26E+01				
d	2	MW96	-4459.5	-2229.19	5.42E-03	2.91E-01		2.86E+00	1.07E-01		2.75E+01				
d	3	MW217	-5080.28	-2760.66		1.46E-01		6.18E-01							
d	4	MW104	-6596.77	-3682.88				2.30E-01							
d	4	MW71	-4372.93	-2074.16		2.39E-01			1.49E-01						
d	5	MW158	-6957	-991.2		2.06E-01		7.95E-01							
d	5	MW159	-6937.1	-989.8				2.07E-01				4.27E-02			
d	5	MW161	-6916.9	-1666.7				7.34E-02							
d	5	MW203	-5014.8	-2159.2		1.29E-01		6.68E-01							
d	5	MW325	-6100.3002	-2090.9069		1.69E-01		1.32E+00							
d	5	MW326	-6185.001	-2430.1134				1.92E+00							
d	5	MW327	-7100.8724	-2559.8102				5.84E-01		1.77E-02		3.44E-02			3.10E-02

Individual Well Results for Filtered Samples
Residential Use Systemic Toxicity - Exposure Point Concentrations

Area	HU	Location	Admin. East	Admin. North	As	Ba	Ni	Mn	Va	Cd	Fe	Zn	Al	Hg	Be
d	5	MW328	-7337.476	-1962.3084			1.49E-01	7.67E-01							
d	5	MW329	-7347.443	-1419.371		1.29E-01		1.63E-01							
d	5	MW330	-6636.3254	-2206.9108		2.78E-01		2.45E+00							
d	5	MW344	-7450.36	-3566.69	4.83E-03										
d	5	MW68	-4357.96	-2074.15					1.21E-01						
d	McN	MW102	-6267.32	-3502.54								1.24E-01			
e	2	MW237	-5196.8058	7328.8451		1.49E-01									
e	3	MW127	-5664.11	6161.23		4.95E-01	6.70E-01	4.93E-02	2.39E-01						
e	5	MW123	-5661.33	6125.6		1.40E-01									
e	5	MW134	-8335.0023	3568.93				1.06E-01							
e	5	MW152	-692.64	13136.67					1.00E-01						
e	5	MW20	-6552.8	4889.55				3.17E-02			2.30E+00	1.22E-01			
e	5	MW201	-4884	10167.4		1.01E-01		5.34E-02							
e	5	MW202	-5688	7613.2				7.22E-02							
e	5	MW233	-5530.1489	7300.335				3.02E-02							
e	5	MW234	-5188.172	7205.8238				1.77E-02							
e	5	TVA D-09	-4750	15200				6.38E+00			1.55E+01	5.30E-02			
e	5	TVA D-14	-2790	12825				1.84E+00			8.79E+00	1.00E-01			6.00E-03
e	5	TVA D-24	-810	14025				8.01E-01							
e	McN	MW239	-5203.6499	7330.3964				4.25E-01			1.08E+01				
e	McN	TVA D-25	-2040	13740					9.12E-01						
f	4	MW149	3214.11	5754.34					1.46E-01						
f	4	MW193	515.8	3064.9		1.17E-01		1.39E-01							
f	5	MW124	1879.15	726.38		1.42E-01		4.80E-01							
f	5	MW126	1881.49	736.67				1.28E-01							
f	5	MW144	-770.1	369.58					8.73E-02	7.49E-03		2.06E-02			
f	5	MW145	-768.84	383.32		1.24E-01			6.57E-02	8.00E-03					
f	5	MW148	3289.83	5755.06								4.39E-02			
f	5	MW258	-745.654	-1643.2484		1.01E-01		1.35E-01							
f	5	MW283	599.2737	903.2568		1.11E-01									
f	5	MW284	1589.9994	913.4824		1.57E-01									
f	5	MW288	1564.9368	679.0144		1.28E-01									
f	5	MW291	1699.8141	968.887		1.36E-01					3.56E+00				
f	5	MW292	924.0336	33.1863		1.09E-01									
f	5	MW293	1802.403	839.0142		1.13E-01	1.91E-01								
f	5	MW294	1790.398	842.7724		1.33E-01	2.84E-01	2.29E-01							
f	McN	MW122	1876.17	717.07		1.48E-01									
g	2	MW143	-12156.05	6513.64				9.26E-01	1.22E-01						
g	2	MW195	-10193.4	1861.1				1.25E-01					1.74E+00		
g	5	MW106	-8438.9	990.93				5.53E-02							
g	5	MW141	-12173.02	6544.69			1.76E-01								
g	5	MW199	-10076.6	10090.1						7.31E-03	7.12E-01	5.84E-02	6.41E-01		
g	McN	MW140	-12179.19	6558.48							5.32E+00				
h	2	MW192	2587.8	600.4			2.75E-01								
h	5	MW150	4782.26	2215		9.62E-02			9.71E-02						
h	TG	MW130	-1483.89	-5924.02								4.02E-02			
i	1	MW182	-3027.4	3107.2	9.61E-03	5.73E-01		4.77E+00	2.71E-01	1.40E-02	2.63E+01				
i	2	MW16	-2899.11	3088.57		1.62E-01						1.60E-01			
i	2	MW174	-5307.2	1021.2				8.87E-02	1.30E-01						
i	2	MW198	-6163	2874.8											
i	3	MW17	-2811.66	4149.22					4.50E-01			1.93E-01		2.01E-04	
i	3	MW18	-2354.58	4213.97					2.59E-01					1.00E-04	
i	3	MW180	-2494.2	4627		1.15E-01	3.07E-01	4.05E-01			2.85E+00				
i	3	MW19	-2964.46	4470.12		1.03E-01						5.06E-01			
i	5	MW135	-1520.05	9137.28								3.48E-02			

Individual Well Results for Filtered Samples
Residential Use Systemic Toxicity - Exposure Point Concentrations

Area	HU	Location	Admin. East	Admin. North	As	Ba	Ni	Mn	Va	Cd	Fe	Zn	Al	Hg	Be
i	5	MW173	-5290	1020.3				1.09E-01							
i	5	MW179	-2516.5	4627.9					8.30E-02			2.31E-02			
i	5	MW181	-3042.8	3107.3				4.79E-02				2.31E-02			
i	5	MW197	-6162.5	2863.1			1.59E-01	3.42E-02							
i	5	MW200	-4823.9	4443.3			1.16E-01	3.91E-02				1.84E-02			
i	5	MW220	-2822.84	3279.19	4.01E-03		1.00E-01					1.85E-02			
i	5	MW221	-2784.92	3863.68			1.16E-01					2.16E-02			
i	5	MW222	-2563.11	3659.61			1.41E-01					3.11E-02			
i	5	MW223	-2725.63	3719.99			1.02E-01					1.89E-02			
i	5	MW224	-2467.33	3627.71			1.18E-01					2.55E-02			
i	5	MW263	-2760.5953	4551.9705				2.18E-01				6.69E-02			
i	5	MW264	-2239.6467	4639.9052				1.47E-01				2.62E-02			
i	5	MW265	-1888.7015	4409.7626			1.01E-01	1.70E-01				2.62E-02			
i	5	MW266	-2259.7364	4639.9041				1.03E-01	5.85E-02			7.67E-02			
i	5	MW267	-2819.732	3264.7354			1.01E-01					2.62E-02			
i	5	MW274	-2205.704	6169.957			9.18E-02								
i	5	MW275	-2195.9653	6170.9954			9.68E-02								
i	5	MW276	-3107.1927	4470.7368			1.06E-01								
i	5	MW277	-3117.1112	4469.6034			1.06E-01								
i	5	MW39	-2947.0501	3947.77					1.79E-01						
i	5	MW41	-2871.23	4087.52			3.47E-01								
i	5	MW42	-2391.85	4539.32					1.74E-01						
i	5	MW43	-1872	4199.93			1.06E-01								
i	5	MW98	-3281.31	7397.46				3.77E-02							
i	5	MW99	1842.46	6826.71											8.11E-03
i	McN	MW133	-1715.66	9124.7				7.39E-01	1.63E-01						
j	5	TVA D-08	-3980	14035					1.71E-01						
j	5	TVA D-13	-1060	16100				2.83E-01							
j	5	TVA D-30	-1400	17140				5.70E+00	1.90E-01						
j	McN	TVA D-07	-3226	17314	7.60E-02								1.76E+00		
j	McN	TVA D-23	-1400	15340				3.32E+00							
k	EOC	MW309	-9059.2821	-4925.2				3.50E-01							
k	TG	MW184	-7386.9	-3997.3	1.42E-02	2.24E-01		5.00E+00	1.97E-01	1.60E-02	5.97E+01				
k	TG	MW196	-4977.8	-7987.3				6.98E-02							
k	TG	MW300	-7898.2689	-4203.5489			2.60E-01	2.80E+01			4.37E+02	7.70E-01	5.36E+01		2.14E-02
k	TG	MW301	-7582.7028	-4128.0632			1.06E-01	1.07E+01			1.17E+02				
k	TG	MW302	-8066.6439	-3714.1996				9.75E-02							
k	TG	MW310	-9158.5394	-5074.467				6.80E-02							
k	TG	MW317	-8399.0538	-3377.3589			2.33E-01								

Individual Well Results for Filtered Samples
Residential Use Systemic Toxicity - Exposure Point Concentrations

Area	HU	Location	Admin. East	Admin. North	Ag	Uranium	Co	Cr	Mo	Pb	Cu	Sb	Boron	Li	Sr
a	2	MW157	-4025.7	-1688.6											
a	2	MW219	-4481.4	-1917.3											
a	4	MW156	-4025.7	-1703.7											
a	5	MW155	-4025	-1669.4											
a	5	MW175	-4379.1	-1428.3											
a	5	MW178	-4073.6	-1216.2											
b	2	MW170	-5557.6	-175.8											
b	2	MW171	-5418.4	-471.5											
b	2	MW186	-6581.3	952.6											
b	2	MW187	-6854.5	964.4											
b	2	MW190	-6951.6	237.9											
b	2	MW246	-7447.6953	1345.1263											
b	2	MW64	-7235.37	880.24											
b	2	MW88	-5809.9	-805.09											
b	2	MW91	-5660.38	-804.6											
b	5	MW185	-6601.9	952.9											
b	5	MW226	-5740.41	-1241.06											
b	5	MW242	-7083.2794	1678.9796											
b	5	MW245	-7397.5537	1119.219											
b	5	MW248	-7376.716	1385.4221											
b	5	MW249	-7432.4541	1357.752											
b	5	MW250	-7431.7846	1396.3409											
b	5	MW257	-5972.207	442.3827	3.00E-02										
b	5	MW261	-5979.2011	442.1934											
b	5	MW262	-5378.4612	86.9847											
b	5	MW66	-6872.62	978.57											
b	McN	MW247	-7445.6977	1360.1469											
c	2	MW164	-2034.2	-1415.6											
c	2	MW167	-4822.5	-908.7											
c	5	MW163	-2041	-1400.8											
c	5	MW168	-4822.5	-924.8											
c	5	MW205	-4360.3	-364.1											
c	5	MW255	-1510.2777	-2230.289											
c	5	MW256	-1596.7664	-1896.4091											
c	5	MW260	-1982.1832	-786.0092											
d	2	MW160	-6945.9	-971.9											
d	2	MW204	-5014.1	-2148.1											
d	2	MW207	-4636	-2432											
d	2	MW208	-4704	-2298											
d	2	MW209	-4769	-2600											
d	2	MW216	-4452.2	-3235.2											
d	2	MW218	-5090.38	-2626.16											
d	2	MW303	-7461.2255	-3559.8958		9.46E-02									
d	2	MW69	-4343.25	-2074.34			5.60E-02								
d	2	MW96	-4459.5	-2229.19											
d	3	MW217	-5080.28	-2760.66											
d	4	MW104	-6596.77	-3682.88											
d	4	MW71	-4372.93	-2074.16											
d	5	MW158	-6957	-991.2											
d	5	MW159	-6937.1	-989.8				3.61E-02							
d	5	MW161	-6916.9	-1666.7											
d	5	MW203	-5014.8	-2159.2											
d	5	MW325	-6100.3002	-2090.9069											
d	5	MW326	-6185.001	-2430.1134											
d	5	MW327	-7100.8724	-2559.8102				1.18E-01							

Individual Well Results for Filtered Samples
Residential Use Systemic Toxicity - Exposure Point Concentrations

Area	HU	Location	Admin. East	Admin. North	Ag	Uranium	Co	Cr	Mo	Pb	Cu	Sb	Boron	Li	Sr
d	5	MW328	-7337.476	-1962.3084											
d	5	MW329	-7347.443	-1419.371											
d	5	MW330	-6636.3254	-2206.9108											
d	5	MW344	-7450.36	-3566.69											
d	5	MW68	-4357.96	-2074.15											
d	McN	MW102	-6267.32	-3502.54											
e	2	MW237	-5196.8058	7328.8451											
e	3	MW127	-5664.11	6161.23											
e	5	MW123	-5661.33	6125.6											
e	5	MW134	-8335.0023	3568.93											
e	5	MW152	-692.64	13136.67											
e	5	MW20	-6552.8	4889.55											
e	5	MW201	-4884	10167.4											
e	5	MW202	-5688	7613.2											
e	5	MW233	-5530.1489	7300.335											
e	5	MW234	-5188.172	7205.8238											
e	5	TVA D-09	-4750	15200			8.40E-02		6.40E-02						
e	5	TVA D-14	-2790	12825			6.20E-02								
e	5	TVA D-24	-810	14025											
e	McN	MW239	-5203.6499	7330.3964											
e	McN	TVA D-25	-2040	13740											
f	4	MW149	3214.11	5754.34											
f	4	MW193	515.8	3064.9											
f	5	MW124	1879.15	726.38											
f	5	MW126	1881.49	736.67											
f	5	MW144	-770.1	369.58											
f	5	MW145	-768.84	383.32											
f	5	MW148	3289.83	5755.06											
f	5	MW258	-745.654	-1643.2484											
f	5	MW283	599.2737	903.2568											
f	5	MW284	1589.9994	913.4824											
f	5	MW288	1564.9368	679.0144											
f	5	MW291	1699.8141	968.887											
f	5	MW292	924.0336	33.1863											
f	5	MW293	1802.403	839.0142											
f	5	MW294	1790.398	842.7724											
f	McN	MW122	1876.17	717.07											
g	2	MW143	-12156.05	6513.64											
g	2	MW195	-10193.4	1861.1											
g	5	MW106	-8438.9	990.93											
g	5	MW141	-12173.02	6544.69											
g	5	MW199	-10076.6	10090.1				3.32E-02		6.36E-02					
g	McN	MW140	-12179.19	6558.48											
h	2	MW192	2587.8	600.4											
h	5	MW150	4782.26	2215											
h	TG	MW130	-1483.89	-5924.02											
i	1	MW182	-3027.4	3107.2		5.10E-01	3.48E-02								
i	2	MW16	-2899.11	3088.57							1.52E-01				
i	2	MW174	-5307.2	1021.2											
i	2	MW198	-6163	2874.8								2.34E-01			
i	3	MW17	-2811.66	4149.22		1.58E-02					1.24E-01				
i	3	MW18	-2354.58	4213.97		6.17E-03		2.65E-02							
i	3	MW180	-2494.2	4627											
i	3	MW19	-2964.46	4470.12							6.82E-01				
i	5	MW135	-1520.05	9137.28											

Individual Well Results for Filtered Samples
Residential Use Systemic Toxicity - Exposure Point Concentrations

Area	HU	Location	Admin. East	Admin. North	Ag	Uranium	Co	Cr	Mo	Pb	Cu	Sb	Boron	Li	Sr
i	5	MW173	-5290	1020.3											
i	5	MW179	-2516.5	4627.9									8.66E-01	4.00E-02	
i	5	MW181	-3042.8	3107.3				2.96E-02						4.00E-02	
i	5	MW197	-6162.5	2863.1								1.29E-01			
i	5	MW200	-4823.9	4443.3				6.85E-02							
i	5	MW220	-2822.84	3279.19										4.00E-02	
i	5	MW221	-2784.92	3863.68										4.00E-02	
i	5	MW222	-2563.11	3659.61										4.00E-02	
i	5	MW223	-2725.63	3719.99									9.99E-02	4.00E-02	
i	5	MW224	-2467.33	3627.71										4.00E-02	
i	5	MW263	-2760.5953	4551.9705							8.50E-02		3.75E-01	4.00E-02	
i	5	MW264	-2239.6467	4639.9052									9.54E-02	4.00E-02	
i	5	MW265	-1888.7015	4409.7626										4.00E-02	
i	5	MW266	-2259.7364	4639.9041									4.78E-01	4.00E-02	
i	5	MW267	-2819.732	3264.7354									9.34E-02	4.00E-02	
i	5	MW274	-2205.704	6169.957											
i	5	MW275	-2195.9653	6170.9954											
i	5	MW276	-3107.1927	4470.7368											
i	5	MW277	-3117.1112	4469.6034											
i	5	MW39	-2947.0501	3947.77											
i	5	MW41	-2871.23	4087.52											
i	5	MW42	-2391.85	4539.32											
i	5	MW43	-1872	4199.93											
i	5	MW98	-3281.31	7397.46											
i	5	MW99	1842.46	6826.71											
i	McN	MW133	-1715.66	9124.7											
j	5	TVA D-08	-3980	14035					3.15E-01						
j	5	TVA D-13	-1060	16100					5.90E-02						
j	5	TVA D-30	-1400	17140											
j	McN	TVA D-07	-3226	17314					3.25E-01						
j	McN	TVA D-23	-1400	15340											
k	EOC	MW309	-9059.2821	-4925.2											
k	TG	MW184	-7386.9	-3997.3											
k	TG	MW196	-4977.8	-7987.3											
k	TG	MW300	-7898.2689	-4203.5489					9.27E-03	4.59E-01					2.38E+00
k	TG	MW301	-7582.7028	-4128.0632					4.10E-03						
k	TG	MW302	-8066.6439	-3714.1996											
k	TG	MW310	-9158.5394	-5074.467											
k	TG	MW317	-8399.0538	-3377.3589											

ATTACHMENT 9

**SUMMARY OF THE BERA FOR
NORTHWEST DISSOLVED PHASE PLUME**

THIS PAGE INTENTIONALLY LEFT BLANK

SUMMARY OF THE BERA FOR THE NORTHWEST DISSOLVED PHASE PLUME, PGDP, PADUCAH, KENTUCKY

The purpose of this report is to summarize the baseline ecological risk assessment (BERA) for the Northwest Dissolved Phase Plume (DOE 1994). The Northwest Dissolved Phase Plume is a mass of groundwater delimited by the presence of dissolved contaminants above background concentrations, particularly trichloroethylene (TCE) and technetium-99 (⁹⁹Tc). The plume extends between the purported source of contaminants within the PGDP and the Ohio River on the north. In accordance with current guidance at the time it was written (EPA 1989, 1992), the BERA uses the available data and modeling results to evaluate the current and future risk to ecological receptors from contaminants in the plume.

The findings of the BERA for Northwest Plume groundwater influence the evaluation of remedial alternatives in the PGDP Groundwater FS, the design and conduct of the PGDP Surface Water OU RI/FS, and eventual remedial decisions for the PGDP Groundwater and Surface Water OUs. Groundwater in the Northwest Plume does not present a risk to ecological receptors until it discharges to the surface naturally or as a result of pumping. If current or future discharges of groundwater pose an unacceptable risk to ecological receptors, then the Groundwater OU FS should evaluate remedial alternatives that address the source of that risk. Also, the BERA for the Surface Water OU must evaluate the potential risk to ecological receptors posed by groundwater discharging to surface water now or in the future (DOE 1999).

This summary report reviews the scope and objectives of the BERA, site history and environmental setting of the PGDP and environs, the conceptual model and assessment endpoints for contaminated groundwater in the Northwest Plume, the exposure and effect assessments including methods used in the BERA, and risk characterization results and conclusions as included in the BERA for the Northwest Dissolved Phase Plume. The summary focuses on the meaning of the BERA methods and results for the evaluation of remedial alternatives in the Groundwater OU FS and the design and conduct of the BERA for the PGDP Surface Water OU. This report includes no additional evaluation of historical or recent groundwater data.

1.0 BERA OBJECTIVES AND SCOPE

The objectives of the BERA for the Northwest Dissolved Phase Plume were to evaluate the potential for adverse effects on ecological receptors exposed to substances dissolved in groundwater and to provide a basis for decisions concerning the need for remediation based on risks to non-human organisms. Risk is the likelihood of experiencing adverse effects. The assessment of risk for ecological receptors potentially exposed to substances in groundwater, which has been contaminated by releases at PGDP, focuses on identifying and evaluating the potential for harmful effects resulting from exposure to chemicals and radionuclides.

Data and model results show that Northwest Plume is moving north-northeast toward the Ohio River and the Little Bayou Creek (LBC) Assessment Area. At the time of the BERA there was no indication that the plume had reached the LBC Assessment Area. However, TCE and ⁹⁹Tc have recently been detected in surface water in the LBC Assessment Area but have not been detected upstream of the Assessment Area (DOE 1999). The downstream portion of the LBC assessment area in the vicinity of the Ohio River is considered in the BERA for the Northwest Dissolved Phase Plume. Three exposure pathways in the floodplain between the Ohio River and the PGDP are evaluated the BERA for the Northwest Dissolved Phase Plume: 1) groundwater discharge into the Ohio River, 2) pumped groundwater for use in aquaculture and irrigation, and 3) groundwater contribution to surface water resources such as seeps and springs in the vicinity of the Ohio River.

2.0 SITE HISTORY AND ENVIRONMENTAL SETTING

Operational since 1952, PGDP is an active uranium-enrichment facility consisting of a diffusion cascade and extensive support facilities. Some of the major support facilities include a steam plant, four major electrical switchyards, four sets of cooling towers, a building for chemical cleaning and decontamination, a water treatment plant, maintenance facilities, laboratory facilities, and one active landfill. Several inactive facilities are also located on PGDP (Energy Systems 1990). Approximately 302 ha (740 acres) of PGDP are located within a fenced security area. The raw-water treatment plant, the residential landfill, and the inert landfill are the only operating areas outside of the security area. An uninhabited buffer zone of at least 365 m (400 yd) surrounds the entire fenced area. Beyond the DOE-owned buffer zone is an extensive Wildlife Management Area (WMA) consisting of 840 ha (2100 acres) either deeded or leased to the state of Kentucky.

PGDP is located on a reservation of about 547 ha (1350 acres) in western McCracken County, about 16 km (10 miles) west of Paducah, Kentucky, and about 4.8 km (3 miles) south of the Ohio River. Topography at the plant site is relatively flat, with elevations ranging from 105 to 114 m (350 to 380 ft) MSL. The topography slopes at a rate of approximately 5.0 m/km (27 ft/mile) toward the Ohio River (CH2M HILL 1991).

The plant is situated between Bayou Creek to the west and Little Bayou Creek to the east. These creeks join north (downgradient) of PGDP before entering the Ohio River. Most of the flow in the creeks is from process effluents from PGDP. The surrounding area is predominately rural in all directions around the plant (Energy Systems 1990). Numerous wetlands are located within the WMA in the floodplains of the Ohio River, Bayou Creek and Little Bayou Creek. Groundwater in the vicinity of the PGDP is a plentiful and valuable resource. It is used for drinking water and other domestic uses, for irrigation of gardens, and for watering livestock.

The Northwest Plume, a contaminant plume within the regional gravel aquifer (RGA), emanates from the northwest corner of PGDP. Extending north and curving northeast toward the Ohio River for approximately 3 miles, the Northwest Plume covers an area of approximately 1.6 square miles. Approximately one mile downgradient from its source, the plume appears to broaden considerably, although definition of the western boundary of the plume is poor. Data indicate the existence of a contaminant plume containing TCE and ⁹⁹Tc. Trace levels of typical TCE degradation products, such as 1,1-dichloroethene (DCE) and 1,2-DCE, occur in several RGA wells throughout the plume. Recently, TCE and ⁹⁹Tc have been detected in surface water collected from the LBC Assessment Area. Beginning at the upstream boundary of the LBC Assessment Area, Little Bayou Creek is a gaining reach; upstream reaches of Little Bayou Creek are losing reaches. Downstream portions of Little Bayou Creek are likely influenced by backwash from the Ohio River.

3.0 CONCEPTUAL MODEL AND ASSESSMENT ENDPOINTS

The ecological conceptual model of the northwest plume describes the relationships between the contaminant sources and the endpoint receptors. The primary contaminant source is spills and other releases from the PGDP. Substances released to the environment from the PGDP migrated downward into the RGA and in the Northwest Plume have migrated off-site north and northeast toward the Ohio River. The BERA for the Northwest Dissolved Phase Plume evaluates four potential exposure scenarios: the exposure of aquatic biota (fish) and sediment-dwelling benthic macroinvertebrates to groundwater potentially discharging to the Ohio River; exposure of terrestrial animals to contaminants in forage and standing water resulting from irrigation with groundwater pumped to the surface; exposure of terrestrial animals to contaminants in water resulting from discharge of groundwater to seeps in the vicinity of the

Ohio River; and exposure of piscivorous animals to contaminants in fish and water resulting from groundwater pumped into aquaculture ponds.

For the Northwest Dissolved Phase Plume BERA, five biotic communities with characteristics that meet one or more of the criteria for good assessment endpoints (Suter, 1989) were chosen as assessment endpoints. The chosen endpoints are fish, benthic macroinvertebrates, herbivorous mammals, terrestrial mammals, and avian piscivores. Fish and benthic macroinvertebrates were selected as assessment endpoints for risk from exposure to contaminants in the Northwest Plume resulting from the subsurface discharge of groundwater to the Ohio River. Herbivorous mammals, e.g., the cottontail rabbit (*Sylvilagus floridanus*), were selected to evaluate risk from exposure to contaminants in the Northwest Plume resulting from the discharge of groundwater to the surface for crop irrigation and to seeps in the vicinity of the Ohio River. Piscivorous birds, e.g., great blue herons (*Ardea herodias*), were selected to evaluate risk from exposure to contaminants in the Northwest Plume resulting from the discharge of groundwater to the surface for fish farms.

4.0 EXPOSURE AND EFFECT ASSESSMENT

The BERA for the dissolved phase of the Northwest Plume assumed the same exposure scenarios as for the BHHRA, including current exposure, current-plus-one-year exposure, and exposures at 10, 30, and 300 years. Under the current scenario, no exposure to human or ecological receptors was assumed to exist because the plume had not yet discharged to the Ohio River or the LBC Assessment Area and contaminated wells were assumed to not be in use. The current-plus-one-year scenario evaluated wells in five groups of locations for domestic and agricultural uses, including crop irrigation and fish aquaculture. The three other future exposure scenarios assumed the same natural and domestic/agricultural uses and estimates for contaminant concentrations made by the RAS and ORNL Groundwater Program Office (GWPO), which modeled TCE and ⁹⁹Tc levels and used these to predict future groundwater concentrations for organic compounds. Future inorganic (non-radionuclide) concentrations were assumed to be equal to current concentrations.

Data evaluated in the BERA for the Northwest Dissolved Phase Plume were from the Phase I and II Site Investigations, routine groundwater monitoring between 1989 and April 1994, and modeling. Contaminant concentrations under the current and current-plus-one-year scenarios were assumed to be equal to current unfiltered measured (not modeled) contaminant concentrations from residential and monitoring wells. Wells were assigned to five geographical groups: wells in the high concentration plume centroid north of the proposed subsurface barrier wall (n = 7); wells in the dissolved portion of plume (n = 25); wells outside the plume near the Ohio River (n= 5); wells near the TVA steam plant (n=9); and wells located outside and west of the plume (n = 13).

Modeled TCE and ⁹⁹Tc concentrations were used to evaluate future scenarios, assuming complete source containment by a physical barrier wall and pumping from interceptor wells to the north of the plume centroid and north of the containment wall. Contaminant concentrations in sediment-pore water in the Ohio River and seeps in the vicinity of the Ohio River were based on modeled TCE and ⁹⁹Tc concentrations at the Ohio River contact point (no mixing). Other organic contaminants were assumed to be 200 times less concentrated than TCE. For radionuclides other than ⁹⁹Tc, the highest UCL95 from the five groundwater data groups was used as the sediment-pore water UCL95 for all future scenarios. Ohio River surface water concentrations of all constituents were sediment-pore water concentrations diluted by a factor of 0.00004. Standard transfer and bioaccumulation factors from the BHHRA were used to model contaminant concentrations in soil, vegetation and fish.

The lesser of the maximum concentration and the upper 95% confidence limit on the mean (UCL95) concentration was used as the exposure point concentration (EPC) for the BERA. Inorganic analytes, organic analytes not known to be related to facility operations, and naturally occurring radionuclides were deleted from the data if the UCL95 did not exceed two times the mean concentration in six "background" monitoring wells known to be outside of any contaminant plumes migrating from PGDP.

Incidental and intentional ingestion rates of food (0.237 kg/d), water (0.116 L/d) and soil (0.0149 kg/d) were used to estimate exposure for the cottontail rabbit (1.2 kg). Consumption rates for food (0.42 kg/d) and water 0.106 L/d) were used to estimate exposure for the great blue heron (2.39 kg). Each of the five locations was assumed to be the sole source of food and water for the local receptors.

The effect assessment for the BERA for the Northwest Dissolved Phase Plume involves comparing expected media concentrations and receptor doses to benchmarks derived from conventional toxicity data. No ambient media toxicity tests or biological survey data were available. Unfiltered contaminant concentrations in surface and sediment-pore water were compared to a series of benchmarks (Suter et al. 1992), including the National Ambient Water Quality Criteria, chronic value, test EC20, sensitive species test EC20, and modeled population EC20 for largemouth bass. Calculated expected radiological dose rates for aquatic endpoints were compared to a screening dose rate of 1 rad/day. Average daily doses to receptors calculated from expected media concentrations were compared to no observed adverse effects levels, as derived for wildlife by Opresko et al. (1993). Calculated expected radiological dose rates for terrestrial endpoints were compared to a screening dose rate of 0.1 rad/day.

Of the 17 threatened or endangered listed or candidate species suspected in the PGDP area, five mussel species possibly exist in the Ohio River area and may be exposed to contamination derived from the dissolved phase of the Northwest Plume. These include the orange footed pearly mussel (*Plethobasus cooperianus*), pink mucket (*Lampsilis abrupta*), ring pink (*Obovaria retusa*), fat pocketbook (*Potamilus capax*), and the tubercled-blossom pearly mussel (*Epioblasma t. torulosa*). No assessment of the potential risk to threatened and endangered species attributed to Northwest Dissolved Phase Plume was described in the BERA.

5.0 RISK CHARACTERIZATION RESULTS AND CONCLUSIONS

The risk characterization was performed for each assessment endpoint by 1) screening contaminants against toxicological benchmarks and background concentrations, 2) estimating the effects of the contaminants retained by the screening analysis and 3) listing and discussing the uncertainties in the assessment.

Estimated future exposure concentrations and doses of TCE, ⁹⁹Tc and other organic compounds and naturally occurring radionuclides at the contact point with the Ohio River do not exceed screening benchmarks for benthic macroinvertebrates. Conservative estimates of the sediment-pore water concentration for thirteen inorganic substances exceed screening benchmarks; eight exceed the chronic NAWQC. Estimated future concentrations and doses of substances in Ohio River surface water (sediment-pore water diluted by a factor of 0.0004) do not exceed screening benchmarks for fish and other aquatic organisms.

Herbivorous mammals inhabiting land irrigated with groundwater may be exposed to toxic levels of aluminum, arsenic, TCE, and vinyl chloride. Terrestrial mammals living in natural areas are not expected to be exposed to toxic levels of contaminants from ingestion of groundwater pumped to the surface for irrigation or discharging naturally at seeps in the vicinity of the Ohio River. Fish-eating birds frequenting fish ponds irrigated with groundwater from the dissolved phase of the Northwest Plume may be exposed

to toxic levels of aluminum, lead, bis(2-ethylhexyl)phthalate, and dieldrin. For modeling purposes, groundwater was evaluated at full strength at the well location.

The BERA for the Northwest Dissolved Phase Plume (DOE 1994) confirms that, if groundwater discharges to the surface naturally or as a result of pumping for irrigation, then chemical contamination poses a potential hazard to ecological receptors. The magnitude of this hazard is judged to be minimal for the exposure scenarios evaluated in the BERA (DOE 1994). However, based on the “extensive” uncertainties, the BERA for the Northwest Dissolved Phase Plume concludes that exposure estimates are “unreasonable.” The BERA also concludes that findings of risk for terrestrial mammals and birds hypothetically exposed to groundwater pumped to the surface for irrigation and aquaculture, respectively, and for benthic macroinvertebrates exposed to groundwater potentially discharging to the Ohio River in the future are based on data that are not appropriate to support interpretation or remedial decisions.

With respect to the Groundwater OU FS, Surface Water OU RI/FS and the pending remedial decisions for these OUs, the major uncertainty associated with the BERA for the Northwest Dissolved Phase Plume is whether the risk characterization results are representative of current and future risk to aquatic and terrestrial biota exposed to groundwater discharging to the surface in the upstream portions of the LBC Assessment Area.

6.0 RECOMMENDATIONS FOR THE PGDP SURFACE WATER OU BERA

The ecological risk from potential discharge of groundwater in the Northwest Plume to surface water in the upstream portions of the LBC Assessment Area was not evaluated directly in the BERA (DOE 1994). Potential risks associated with this scenario should be evaluated in the Surface Water OU BERA.

The evaluation of ecological risk from groundwater potentially discharging to surface water in the LBC Assessment Area should follow the *Ecological Risk Assessment for Superfund, Process for Designing and Conducting Ecological Risk Assessments* (EPA 1997) and EPA Region 4 guidance on implementing the EPA ecological risk assessment (ERA) process at military bases (EPA 1998a). According to the EPA ERA process document (EPA 1997), an ERA is an eight-step process with Scientific/Management Decision Points (SMDPs) that follow completion of one or more steps. The eight steps and associated SMDPs are as follows:

- **Step 1:** Screening-Level Problem Formulation and Ecological Effects Evaluation
- **Step 2:** Screening-Level Preliminary Exposure Estimate and Risk Calculation (SMDP)
- **Step 3:** Problem Formulation (SMDP)
- **Step 4:** Study Design and Data Quality Objectives (SMDP)
- **Step 5:** Field Verification of Sampling Design (SMDP)
- **Step 6:** Site Investigation and Analysis of Exposure and Effects (SMDP, if needed)
- **Step 7:** Risk Characterization
- **Step 8:** Risk Management (SMDP)

Step 8 is a function and responsibility of the risk management team.

According to EPA guidance (EPA 1997), the risk assessment process may terminate after the screening Steps 1 and 2 if there is no potential hazard or risk to ecological receptors. This is decided during the first SMDP. If risk managers decide additional investigation is not required, then no further data are collected and the BERA is complete. If substances are found to be potential hazards after the screening-level assessment (Steps 1 and 2) and after COPECs are reevaluated in the problem formulation (Step 3), additional field investigation may be required. This is decided during the second SMDP. Only those substances that are considered to be potential hazards after the Step 3 reevaluation are evaluated as COPECs in subsequent steps of the BERA. The need for additional investigation is based on the nature and magnitude of risk to ecological receptors in the environmental setting. If additional investigation is required, additional site-specific data are collected to quantify exposure and evaluate effects (EPA 1997). Appropriate site-specific data for BERAs include concentrations of contaminants in animals and plants (tissue residues) and toxicity tests (EPA 1997).

Northwest Plume groundwater should be evaluated as a potential hazard to ecological receptors in the LBC Assessment Area. Current and future concentrations of substances in Northwest Plume groundwater should be screened against EPA Region 4 Ecological Screening Values (ESVs) to identify COPECs (Steps 1 and 2). If COPECs are identified, then the need for additional evaluation of ecological risk from groundwater potentially discharging to surface water in the LBC Assessment Area should be decided based on the re-evaluation of COPECs (Step 3). Additional field investigation required to assess the potential hazards to ecological receptors from exposure to groundwater discharging to surface water in the LBC Assessment Area should be specified in the final version of the work plan for the PGDP Surface Water OU RI/FS (DOE 1999). The work plan should identify sample locations in the LBC Assessment Area to evaluate the actual or potential effects on biota potentially exposed to substances in groundwater discharging to surface water in the area, e.g., TCE, ⁹⁹Tc. The draft RI/FS work plan for the Surface Water OU (DOE 1999) does not propose sampling locations in the LBC Assessment Area to support the BERA.

To summarize, the summary of the BERA for the Dissolved Phase of the Northwest Plume (DOE 1994) results in the following five recommendations:

- Ecological risk from groundwater in the Northwest Plume potentially discharging to surface water in the LBC Assessment Area should be evaluated in the BERA for the PGDP Surface Water OU.
- Evaluation of ecological risk from groundwater potentially discharging to surface water in the LBC Assessment Area should follow the *Ecological Risk Assessment for Superfund, Process for Designing and Conducting Ecological Risk Assessments* (EPA 1997) and EPA ecological risk assessment guidelines (EPA 1998b).
- Current and future predicted concentrations of substances in Northwest Plume groundwater should be screened against EPA Region 4 Ecological Screening Values (ESVs) to identify COPECs before further evaluation occurs in the Surface Water OU BERA (Steps 1 and 2, SMDP 1).
- If COPECs are identified, then the need for additional evaluation of ecological risk from groundwater potentially discharging to surface water in the LBC Assessment Area should be decided based on problem formulation and a re-evaluation of COPECs (Step 3, SMDP 2).
- If additional field investigation is required to assess the potential hazards to ecological receptors from exposure to groundwater discharging to surface water, sampling locations in the LBC Assessment Area should be specified in the PGDP Surface Water OU RI Work Plan (Step 4, SMDP 3).

7.0 REFERENCES

- CH2M Hill 1991. *Results of the Public Health and Ecological Assessment, Phase II at the Paducah Gaseous Diffusion Plant*, Draft, KY/SUB/13B-97777C P-03/1991/1, December 1991.
- DOE 1994. *Baseline Risk Assessment and Technical Investigation Report for the Northwest Dissolved Phase Plume, Paducah Gaseous Diffusion Plant, Paducah, Kentucky*. DOE/OR/07-1286&D1. United States Department of Energy, Paducah, KY, July 1994.
- DOE 1999. *Remedial Investigation/Feasibility Study Workplan for the Surface Water Operable Unit at the Paducah Gaseous Diffusion Plant, Paducah, Kentucky*. DOE/OR/07-1812&D1. United States Department of Energy, Paducah, KY, September 1999.
- Energy Systems 1990. *Paducah Gaseous Diffusion Plant Environmental Report for 1989*. ES/ESH-13/V3.
- EPA 1989. *Risk Assessment Guidance for Superfund, Vol. II, Environmental Evaluation Manual*. EPA/540/1-89/001. United States Environmental Protection Agency, Washington, DC, March 1989.
- EPA 1992. *Framework for Ecological Risk Assessment*. EPA/630/R-92/001. United States Environmental Protection Agency, Washington, DC, February 1992.
- EPA 1997. *Ecological Risk Assessment Guidance for Superfund: Process for Designing and Conducting Ecological Risk Assessments*. EPA/540/R-97/006. United States Environmental Protection Agency, Washington, DC.
- EPA 1998a. *Ecological Risk Assessment at Military Bases: Process Considerations, Timing of Activities, and Inclusion of Stakeholders*. Memorandum from Ted W. Simon, Ph.D., DABT, Toxicologist, United States Environmental Protection Agency, Atlanta, GA, December 1998.
- EPA 1998b. *Guidelines for Ecological Risk Assessment*. EPA/630/R-95/002. United States Environmental Protection Agency, Washington, DC, April 1998.
- Suter, G. W., II. 1989. "Ecological Endpoints." p. 2-1 to 2-28. In, Warren-Hicks, W., B.R. Parkhurst, and S.S. Baker, Jr. (eds.). *Ecological assessment of hazardous waste sites: a field and laboratory reference document*. EPA/600/3-89/013. US Environmental Protection Agency, Washington, DC.
- Suter, G. W., II, A. Redfern, R.K. White, and R. A. Shaw. 1992. *Approach and strategy for performing ecological risk assessments for the Department of Energy Oak Ridge Field Office Environmental Restoration Program*. ES/ER/TM-33. Oak Ridge National Laboratory, Oak Ridge, TN.

THIS PAGE INTENTIONALLY LEFT BLANK

ATTACHMENT 10

RISK CHARACTERIZATION FOR THE SOUTHWEST TCE PLUME

THIS PAGE INTENTIONALLY LEFT BLANK

RISK CHARACTERIZATION FOR THE SOUTHWEST TCE PLUME

At the time the GWOU BHHRA was begun, the Southwest TCE Plume had not been identified. However, since that time, the remedial investigation reports for WAG 27 and WAG 3 have confirmed both the presence and sources of the Southwest Plume. To complete the characterization of the risk posed by the TCE sources and their plumes at the PGDP, this attachment to the GWOU BHHRA was prepared. Specifically, this attachment characterizes the risks and identifies the contaminants of concern (COCs) for the Southwest Plume using the information contained in the aforementioned remedial investigation reports and provided earlier in this BHHRA.

1.0 DESCRIPTION OF THE SOUTHWEST PLUME

The Southwest TCE Plume was initially identified during the completion of the WAG 27 remedial investigation. The sources of this plume were further delineated, and the extent of this plume was further delimited during the WAG 3 remedial investigation. These investigations also provided information concerning the plume's structure.

These investigations determined that the Southwest Plume collects TCE from multiple sources, including sources in the C-720 area, at the Oil Landfarm (SWMU 1), and the Cylinder Drop Test Site (SWMU 91). However, the major source of the plume is believed to be the C-747 Contaminated Burial Ground (SWMU 4). Other potential sources include the C-310 Building and the southwest corner of the C-400 Building.

During the WAG 3 remedial investigation, the maximum TCE concentration found in samples at SWMU 4 was 10 mg/L (Boring DG-030, located immediately west of SWMU 4). The maximum concentration measured outside the plant fence during the WAG 3 investigation was 0.48 mg/L in DG-016.

For additional descriptions of this plume including figures, please see the GWOU FS Data Summary Report.

2.0 RISK CHARACTERIZATION FOR SOURCES OF THE SOUTHWEST PLUME

Contaminants believed to migrate to offsite locations at unacceptable concentrations (i.e., at concentrations yielding risks and hazards greater than *de minimis* levels) from the four primary sources of the Southwest Plume are listed in Table 1. Contaminants identified as COCs in groundwater at these sources are listed in Table 2.

Table 1. Contaminants migrating from major sources of the Southwest TCE Plume

WAG	SWMU	Contaminant
3	C-747 Burial Ground – SWMU 4	Arsenic; Cobalt; Copper; Iron; Manganese; Nickel; Vanadium; 1,1-Dichloroethene; 1,2-Dichloroethene; Carbon tetrachloride; TCE; Vinyl chloride; ²³⁷ Np; ²³⁹ Pu; ⁹⁹ Tc; and ²³⁸ U
28	C-747-C Oil Land Farm – SWMU 1	Antimony; Manganese; TCE; Vinyl chloride
28	C-720 Building	Antimony; <i>trans</i> -1,2-Dichloroethene; TCE; Vinyl chloride
28	UF ₆ Cylinder Drop Test Area – SWMU 91	Antimony; TCE

Notes: Information taken from DOE 1999 and DOE 2000.

Table 2. Contaminants of concern in RGA groundwater found at major sources of the Southwest TCE Plume (without lead as a COPC)

Location and Receptor	Total ELCR	COCs	% Total ELCR	POCs	% Total ELCR	Total HI	COCs	% Total HI	POCs	% Total HI
SWMU 4 Future rural resident at current concentrations	7.0×10^{-3}	Arsenic	8	Ingestion	26	487	Aluminum	3	Ingestion	40
		Beryllium	22	Dermal contact	3		Arsenic	1	Dermal contact	1
		1,1-Dichloroethene	15	Inhalation while showering			Boron	1	Inhalation while showering	
		Carbon tetrachloride	7	Inhalation from household use	30		Chromium	1	Inhalation from household use	30
		Chloroform	5	Ingestion of vegetables	41		Iron	49	Ingestion of vegetables	29
		Trichloroethene	20				Manganese	3		
		Vinyl chloride	2				Vanadium	1		
		Technetium-99	21				Carbon tetrachloride	10		
							Chloroform	1		
							Trichloroethene	29		
				<i>cis</i> -1,2-Dichloroethene	1					
SWMU 1 Future rural resident at current concentrations	1.6×10^{-2}	Arsenic	53	Ingestion of groundwater	44	152	Aluminum	4	Ingestion of groundwater	60
		Beryllium	8	Dermal contact	1		Antimony	1	Dermal contact	1
		1,1-Dichloroethene	5	Inhalation while showering	7		Arsenic	47	Ingestion of vegetables	36
		Bis(2-ethyl hexyl)phthalate	<1	Inhalation from household use	4		Barium	1	Inhalation while showering	<1
		Chloroform	<1	Ingestion of vegetables	44		Beryllium	<1	Inhalation from household use	3
		Methylene chloride	<1				Cadmium	<1		
		Trichloroethene	<1				Chromium	1		
		Americium-241	2				Cobalt	<1		
		Cesium-137	<1				Copper	<1		
		Neptunium-237	1				Fluoride	<1		
		Plutonium-239/240	<1				Iron	19		
		Radon-222	7				Manganese	16		
		Technetium-99	18				Nickel	<1		
		Uranium-235	<1				Nitrite as Nitrogen	<1		
		Uranium-238	3				Uranium	<1		
							Vanadium	3		
							Zinc	<1		
							1,1-Dichloroethene	<1		
							1,2-Dichloroethene	<1		
				Acetone	<1					
				Bis(2-ethylhexyl)phthalate	<1					
				Chloroform	<1					
				Methylene chloride	<1					
				Trichloroethene	3					
				<i>cis</i> -1,2-Dichloroethene	<1					

Table 2. (continued)

Location and Receptor	Total ELCR	COCs	% Total ELCR	POCs	% Total ELCR	Total HI	COCs	% Total HI	POCs	% Total HI
C-720 Building Future rural resident at current concentrations	6.0×10^{-3}	Arsenic	<1	Ingestion of groundwater	41	47.5	Aluminum	1	Ingestion of groundwater	36
		Beryllium	7	Dermal contact	<1		Antimony	4	Dermal contact	1
		1,1-Dichloroethene	11	Inhalation while showering	<1		Arsenic	<	Ingestion of vegetables	26
		Carbon tetrachloride	1	Inhalation from household use	10		Barium	1	Inhalation while showering	3
		Chloroform	<1		48		Beryllium	<1	Inhalation during household use	3
		Tetrachloroethene	<1	Ingestion of vegetables			Cadmium	<1		
		Trichloroethene	3				Chromium	2		
		Vinyl chloride	2				Iron	32		
		Americium-241	14				Manganese	6		
		Cesium-137	<1				Nickel	<1		
		Neptunium-237	8				Nitrite as nitrogen	<1		
		Plutonium-239/240	<1				Uranium	<1		
		Technetium-99	24				Vanadium	1		
		Thorium-230	<1				1,1-Dichloroethene	<1		
		Uranium-235	4				Carbon tetrachloride	14		
		Uranium-238	24				Chloroform	<1		
				Trichloroethene	33					
				cis-1,2-Dichloroethene	<1					
				trans-1,2-Dichloroethene	<1					
SWMU 91 Future rural resident at current concentrations	8.2×10^{-3}	Arsenic	2	Ingestion of groundwater	45	48.1	Aluminum	1	Ingestion of groundwater	55
		Beryllium	5	Dermal contact	<1		Arsenic	2	Dermal contact	1
		1,1-Dichloroethene	11	Inhalation while showering	4		Barium	<1	Ingestion of vegetables	33
		Bis(2-ethylhexyl)phthalate	<1	Inhalation from household use	9		Beryllium	<1	Inhalation while showering	<1
		Trichloroethene	<1		42		Cadmium	<1	Inhalation from household use	9
		Vinyl chloride	2	Ingestion of vegetables			Chromium	9		
		Americium-241	33				Iron	52		
		Cesium-137	<1				Manganese	15		
		Neptunium-237	6				Nickel	2		
		Plutonium-239/240	<1				Nitrate/Nitrite	<1		
		Radon-222	3				Uranium	<1		
		Technetium-99	16				Vanadium	<1		
		Thorium-230	<1				1,1-Dichloroethene	1		
		Uranium-235	3				1,2-Dichloroethene	<1		
		Uranium-238	18				Trichloroethene	11		
							cis-1,2-Dichloroethene	1		
				trans-1,2-Dichloroethene	<1					

Notes:

Excess lifetime cancer risk values are for lifetime exposure. Hazard indices are for exposure as a child.
 Excess lifetime cancer risk values greater than 1×10^{-2} are approximate values.
 All results from DOE 1999 and DOE 2000.

As shown in Table 1, contaminants migrating from major sources of the Southwest TCE Plume include TCE, TCE breakdown products (i.e., 1,2-dichloroethene and vinyl chloride), carbon tetrachloride, 1,1-dichloroethene, several metals, and several radionuclides. Each of the sites is a source of metals but only SWMU 4 is a source of radionuclides. (For additional information concerning contaminant migration and the cumulative risk posed by the migrating contaminants, see Sect. 5.5 of the GWOU BHHRA.)

As shown in Table 2, both excess lifetime cancer risk (ELCR) and hazard (i.e., systemic toxicity) to the rural resident using RGA groundwater at the major contaminant sources is much greater than *de minimis* levels. ELCRs at the four sources range from 6×10^{-3} to 1.6×10^{-2} . Hazard indices (HIs) range from 47.5 to 487.

Over all sources, the primary contaminants contributing to ELCR and HI (i.e., make up more than 10% of total ELCR or total HI) are relatively constant and consist of ^{99}Tc , TCE, 1,1-dichloroethene, carbon tetrachloride, and several metals. The primary contaminants for ELCR specific to each source are as follows. (Note that beryllium is listed as contributing a significant percent to ELCR at SWMU 4. This contaminant is not considered here because the toxicity value upon which this risk is based has since been removed from the EPA Integrated Risk Information System database.)

- SWMU 4 – ^{99}Tc , TCE, and 1,1-dichloroethene.
- SWMU 1 – Arsenic and ^{99}Tc .
- C-720 Building – ^{99}Tc , ^{238}U , ^{241}Am , and 1,1-dichloroethene.
- SWMU 91 – ^{241}Am , ^{238}U , ^{99}Tc , and 1,1-dichloroethene.

The primary contaminants for HI (i.e., make up more than 10% of total HI) specific to each source are as follows.

- SWMU 4 – Iron, TCE, and carbon tetrachloride.
- SWMU 1 – Arsenic, iron, and manganese.
- C-720 Building – TCE, iron, and carbon tetrachloride.
- SWMU 91 – Iron, manganese, and TCE.

3.0 RISK CHARACTERIZATION FOR INDIVIDUAL WELLS

As part of the GWOU BHHRA, risks and hazards posed by contaminants detected in samples from individual wells were characterized. (See Sect. 6 of the BHHRA for additional discussion of the materials and methods used in the well-by-well risk assessment.) Information taken from that work for the 29 wells located in the Southwest TCE Plume (9 completed in the UCRS and 20 completed in the RGA) is presented in App. 1 to this attachment. This risk characterization information is summarized in the following discussion.

Over all wells completed in the UCRS (i.e., HU 2 in the tables in App. 1), total ELCR ranges from 1.1×10^{-6} (MW189) to 4.8×10^{-2} (MW160). For MW189, radionuclides (i.e., ^{99}Tc) contribute 100% of this total ELCR. For MW160, organic compounds (i.e., TCE) contribute almost 100% of this total ELCR. For TCE alone, ELCR in wells completed in the UCRS ranges from none to 4.8×10^{-2} . Wells in which TCE makes up the majority of the total ELCR include MW160 (100%), MW162 (96%), MW204 (94%), and MW218 (100%). For wells in which TCE is not the primary COC, the primary COCs are ^{99}Tc , uranium isotopes, methylene chloride, and arsenic.

Over all wells completed in the UCRS, total HI ranges from 0.6 (MW315) to 5,700 (MW160). For MW315, inorganic chemicals (i.e., manganese) contribute 100% of this total HI. For MW160, organic

compounds (i.e., TCE) contribute 100% of this total HI. For TCE alone, HI in wells completed in the UCRS ranges from none to 5,700. Wells in which TCE makes up the majority of the total HI include MW160 (100%), MW160 (69%), MW204 (78%), MW218 (87%), and MW94 (88%). For wells in which TCE is not the primary COC, the primary COCs are iron and manganese.

Over all wells completed in the RGA (i.e., HU 5 in the tables in App. 1), total ELCR ranges from 2.1×10^{-6} (MW338) to 1.7×10^{-2} (MW161). For MW338, radionuclides (i.e., ^{239}Pu) and organic compounds (i.e., TCE) contribute about equally to total ELCR. For MW 161, organic compounds (i.e., TCE) contribute almost 100% of this total ELCR. For TCE alone, ELCR in wells completed in the RGA ranges from 7.3×10^{-7} to 1.7×10^{-2} . Wells in which TCE makes up the majority of the total ELCR include MW158 (100%), MW159 (100%), MW161 (97%), MW188 (100%), MW203 (100%), MW226 (89%), MW325 (100%), MW326 (88%), and MW337 (92%). For wells in which TCE is not the primary COC, the primary COCs are methylene chloride, ^{222}Rn , uranium isotopes, ^{239}Pu , ^{99}Tc , and arsenic.

Over all wells completed in the RGA, total HI ranges from 0.1 (MW93) to 110,000 (MW327). For MW93, organic compounds (i.e., TCE) contribute 100% of this total HI. For MW327, inorganic chemicals (i.e., primarily lead) contribute 100% of this total HI. For TCE alone, HI in wells completed in the RGA ranges from 0.1 to 1,930. Wells in which TCE makes up the majority of the total HI include MW159 (58%), MW161 (100%), MW188 (100%), MW325 (77%), and MW93 (100%). For wells in which TCE is not the primary COC, the primary COCs are all inorganic chemicals and include arsenic, cadmium, chromium, iron, lead, manganese, and uranium.

4.0 SUMMARY AND CONCLUSIONS

As with the other TCE groundwater plumes at the PGDP, TCE makes up the defining contaminant of the Southwest TCE Plume. However, both the sources contributing to the Southwest Plume and the groundwater in the plume contain contaminants in addition to TCE. These contaminants are similar to those found elsewhere in groundwater at the PGDP and include several organic compounds, inorganic chemicals, and radionuclides. Contaminants found in the primary sources of the Southwest TCE Plume and suspected of migrating to offsite locations include TCE, TCE breakdown products (i.e., 1,2-dichloroethene and vinyl chloride), carbon tetrachloride, 1,1-dichloroethene, several metals, and several radionuclides. Contaminants found in groundwater at the primary sources and driving either ELCR or HI include ^{99}Tc , TCE, 1,1-dichloroethene carbon tetrachloride, and several metals. Finally, COCs identified in individual wells and driving either ELCR or HI are TCE methylene chloride, ^{222}Rn , uranium isotopes, ^{239}Pu , ^{99}Tc , arsenic, cadmium, chromium, iron, lead, manganese, and uranium.

REFERENCES

- DOE (U.S. Department of Energy) 1999. *Remedial Investigation Report for Waste Area Grouping 27 at the Paducah Gaseous Diffusion Plant, Paducah, Kentucky*. DOE/OR/07-1777/V4&D2.
- DOE 2000. *Remedial Investigation Report for Waste Area Grouping 3 at the Paducah Gaseous Diffusion Plant, Paducah, Kentucky*. DOE/OR/07-1895/V4&D1.

THIS PAGE INTENTIONALLY LEFT BLANK