



Department of Energy

Portsmouth/Paducah Project Office
1017 Majestic Drive, Suite 200
Lexington, Kentucky 40513
(859) 219-4000

SEP 20 2013

Mr. Todd Mullins
Federal Facility Agreement Manager
Division of Waste Management
Kentucky Department for Environmental Protection
200 Fair Oaks Lane, 2nd Floor
Frankfort, Kentucky 40601

PPPO-02-2064611-13

Ms. Jennifer Tufts
Federal Facility Agreement Manager
U.S. Environmental Protection Agency, Region 4
61 Forsyth Street
Atlanta, Georgia 30303

Ms. April Webb
Kentucky Department for Environmental Protection
Division of Waste Management
200 Fair Oaks Lane, 2nd Floor
Frankfort, Kentucky 40601

Dear Mr. Mullins, Ms. Tufts, and Ms. Webb:

**TRANSMITTAL OF REPLACEMENT PAGES FOR APPENDICES C, E, AND F OF
THE U.S. DEPARTMENT OF ENERGY PADUCAH GASEOUS DIFFUSION PLANT
FEDERAL FACILITY AGREEMENT SEMIANNUAL PROGRESS REPORT FOR THE
FIRST HALF OF FISCAL YEAR 2011 PADUCAH, KENTUCKY (DOE/LX/07-0366/V1)**

References:

1. Letter from R. Blumenfeld to C. Collins, T. Mullins, and A. Webb, "U.S. Department of Energy Paducah Gaseous Diffusion Plant Federal Facility Agreement Semiannual Progress Report for the First Half of Fiscal Year 2013, Paducah, Kentucky (DOE/LX/07-1290/V1)," (PPPO-02-1896411-13), dated April 30, 2013
2. Letter from R. Knerr to T. Ballard, A. Webb, and E. Winner, "U.S. Department of Energy Paducah Gaseous Diffusion Plant Federal Facility Agreement Semiannual Progress Report for the First Half of Fiscal Year 2011, Paducah, Kentucky (DOE/LX/07-0366/V1)," (PPPO-02-1191177-11), dated April 29, 2011

Enclosed are the certified replacement pages for Appendices C, E, and F of the *U.S. Department of Energy Paducah Gaseous Diffusion Plant Federal Facility Agreement Semiannual Progress Report for the First Half of Fiscal Year 2011, Paducah, Kentucky, DOE/LX/07-0366/V1.*

The enclosed replacement pages have been prepared to correct reporting errors that occurred as a result of an unintentionally limiting data query. This error was discovered during an independent assessment conducted in April 2013 of the data tables presented in the appendices (C, E, and F) of the report. The submission of these replacement pages has been previously discussed between the Federal Facilities Agreement parties.

If you have any questions or require additional information, please contact Jennifer Woodard at (270) 441-6820.

Sincerely,



Rachel H. Blumenfeld
Acting Paducah Site Lead
Portsmouth/Paducah Project Office

Enclosures:

1. Appendix C Replacement Pages—C-746-K Landfill Data
2. Appendix E Replacement Pages—C-400 Project Groundwater Monitoring Wells Data
3. Appendix F Replacement Pages—C-749 Uranium Burial Ground (SWMU 2)
Groundwater Monitoring Wells Data

e-copy w/enclosures:

brandy.mitchell@lataky.com, LATA/Kevil
brian.begley@ky.gov, KDEP/Frankfort
craig.jones@lataky.com, LATA/Kevil
darla.bowen@lataky.com, LATA/Kevil
gaye.brewer@ky.gov, KDEP/Paducah
jana.white@lataky.com, LATA/Kevil
jeffrey.gibson@ky.gov, KDEP/Frankfort
jennifer.woodard@lex.doe.gov, PPPO/PAD
jessica.lemus@lataky.com, LATA/Kevil
leo.williamson@ky.gov, KDEP/Frankfort
mark.duff@lataky.com, LATA/Kevil
myrna.redfield@lataky.com, LATA/Kevil
pad.dmc@swiftstaley.com, SST/Kevil
reinhard.knerr@lex.doe.gov, PPPO/PAD
rob.seifert@lex.doe.gov, PPPO/PAD
stephaniec.brock@ky.gov, KYRHB/Frankfort
todd.mullins@ky.gov, KDEP/Frankfort
tracey.duncan@lex.doe.gov, P2S/PAD
tufts.jennifer@epamail.epa.gov, EPA/Atlanta

CERTIFICATION

Document Identification: Replacement Pages for Appendices C, E, and F of the U.S. Department of Energy Paducah Gaseous Diffusion Plant Federal Facility Agreement Semiannual Progress Report for the First Half of Fiscal Year 2011, Paducah, Kentucky (DOE/LX/07-0366/V1)

I certify under penalty of law that this document and all attachments were prepared under my direction or supervision in accordance with a system designed to assure that qualified personnel properly gather and evaluate the information submitted. Based on my inquiry of the person or persons directly responsible for gathering the information, the information submitted is to the best of my knowledge and belief, true, accurate, and complete. I am aware that there are significant penalties for submitting false information, including the possibility of fine and imprisonment for knowing violations.

LATA Environmental Services of Kentucky, LLC



Mark J. Duff, Paducah Project Manager

9-20-13

Date Signed

I certify under penalty of law that this document and all attachments were prepared under my direction or supervision in accordance with a system designed to assure that qualified personnel properly gather and evaluate the information submitted. Based on my inquiry of the person or persons directly responsible for gathering the information, the information submitted is to the best of my knowledge and belief, true, accurate, and complete. I am aware that there are significant penalties for submitting false information, including the possibility of fine and imprisonment for knowing violations.

U.S. Department of Energy (DOE)



Rachel H. Blumenfeld, Acting Paducah Site Lead
Portsmouth/Paducah Project Office

9-20-13

Date Signed

APPENDIX C

C-746-K LANDFILL DATA

THIS PAGE INTENTIONALLY LEFT BLANK

C-746-K Landfill groundwater data for reporting period 10//1/2010—3/31/2011 are not available at the time of preparation of this report. The data will be included in the next report.

C-746-K Landfill groundwater data for Reporting Period 4/1/2010—9/30/2010 has been included.

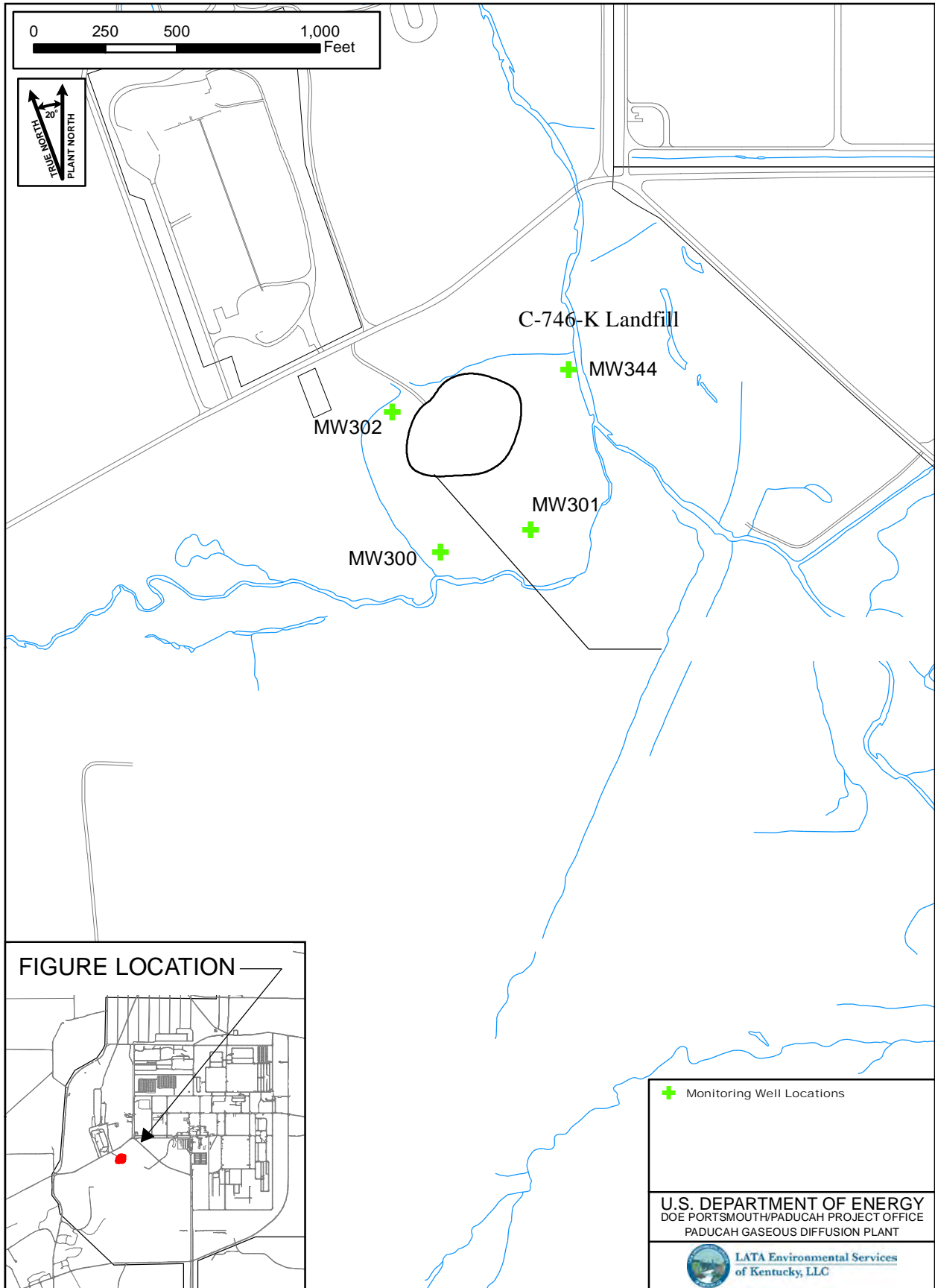
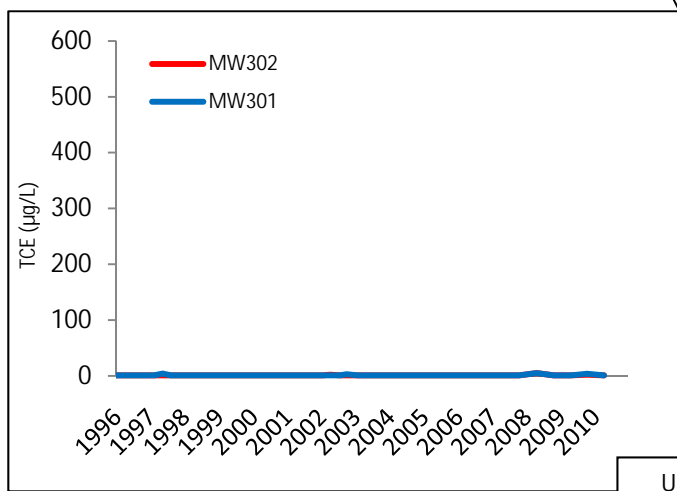
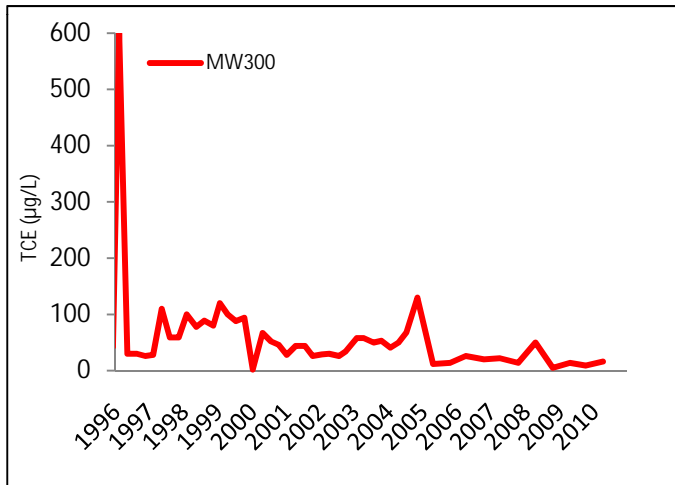
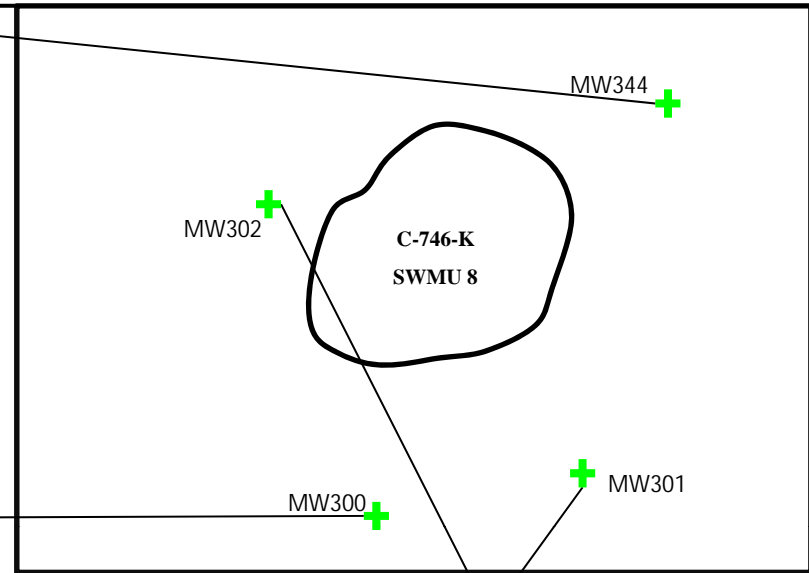
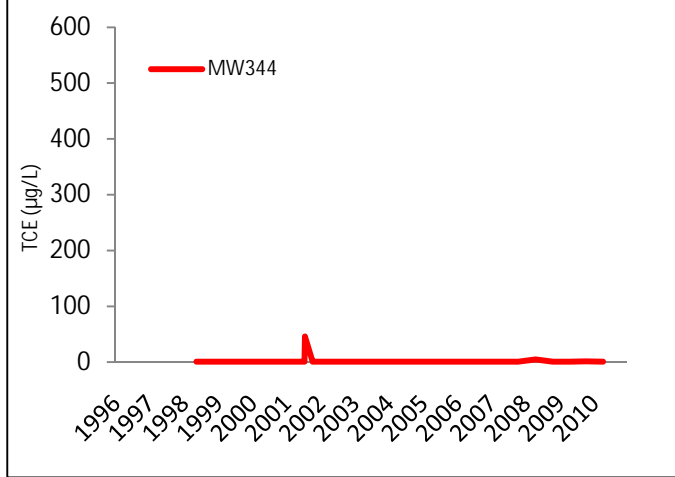


Figure C.1. Monitoring Well Locations

FIGURE No. FFA SemiAnnual[20110401_746K_R0.mxd
DATE 04-01-2011



LEGEND

- + Monitoring Well
- Landfill Boundary

NOT TO SCALE

U.S. DEPARTMENT OF ENERGY
DOE PORTSMOUTH/PADUCAH PROJECT OFFICE
PADUCAH GASEOUS DIFFUSION PLANT



Figure C.2. TCE Trends in SWMU 8 Wells

C-746-K Landfill Monitoring

Water Quality Records for

MW300

Sample Date	Organic Laboratory Analysis Results					Inorganic Laboratory Analysis Results			Radiological Laboratory Analysis Results			Lab Sample ID
	TCE µg/L	1,1-DCE µg/L	1,1-DCA µg/L	1,2-DCA µg/L	trans-1,2-DCE µg/L	Al mg/L	Fe mg/L	Mn mg/L	Alpha Activity pCi/L	Beta Activity pCi/L	Tc-99 pCi/L	
5/31/1994	27	18	23	< 5		87.7	1230	50.7	25.8	< 31.3	7.68	3220303
3/21/1995	52	72	61	< 50	< 50		973	49	33.8	27	1	950322-056
7/12/1995	38	< 50	< 50	< 50	< 50		761	52.4	47	143	3	950713-153
9/12/1995	38	< 50	< 50	< 50	< 50	52.8	679	57.5	24	33	12	950913-029
12/7/1995	42	56	47	< 5	< 5		767	44.6	59.9	-6	0	951211-006
2/13/1996	600	54	< 50	< 50	< 50	64.5	985	60			4	960214-062
5/9/1996	30	< 50	< 50	< 50	< 50	44.9	792	44.9	.4	16	2	960513-011
8/19/1996	30	< 50	< 50	< 50	< 50	37.2	568	44.4	22.9	31.5	0	960819-088
11/18/1996	26	< 50	< 50	< 50	< 50	35.8	570	37.5	7.4	48	0	961118-095
2/10/1997	28	49	30	< 25	< 25	21.3	412	20.6	5	45	0	970211-009
5/13/1997	110	120	61	< 50	< 50	31.3	518	27.6	5.2	11	0	970514-042
8/7/1997	59	< 50	68	< 50	< 50	27	497	31.2	12	13	0	970807-104
11/10/1997	59	110	66	< 25	< 25	31.8	521	32.3	-7.7	6	4	971110-114
2/4/1998	100	240	140	< 50	< 50	36.2	674	33.8	< -4	< 2	< -2	C980370056
5/19/1998	78	460	< 250	< 250	< 250	30.8	534	30.5	< 6.3	< 54	< 4.8	C981400029
8/11/1998	89	230	120	< 5	< 5	27.3	532	31	< 37.7	< 11	< 9.2	C982240047
11/16/1998	80	< 250	< 250	< 250	< 250	25.2	406	28.1	32.52	< 37.03	< -4.1	C983200080
1/25/1999	120	250	< 250	< 250	< 250	27	490	27.4	< 1.11	< 4.76	< -8.4	C990250154
4/19/1999	100	240	110	< 100	< 100	26.7	559	25.7	< 28.48	< 55.05	< -4.95	C991090060
7/15/1999	88	210	< 100	< 100	< 100	24.8	506	28.3	< 2.73	< -19.36	< 3.06	C991960146
10/14/1999	94	210	< 200	< 200	< 200	23.2	500	27.2	< 18.8	< 40.17	< -1.57	C992870104
1/13/2000	2	< 5	< 5	< 5	< 5	19.2	303	20.8	< -2.5	< 24.46	< 8.53	C000130120
1/13/2000	2	< 5	< 5	< 5	< 5	15.9	301	19	< -4.85	< -7.6	< 8.59	C000130123
4/27/2000	67	130	80	< 50	< 50	18.2	310	21.4	< 10.97	66.12	< -1.63	C001190009
7/27/2000	52	< 100	< 100	< 100	< 100	15.2	318	23.7	< 15.87	< 55.01	< 11.9	C002090106
10/16/2000	46	100	60	< 5	< 5	14.8	278	23	< 8.41	< 36.69	< 2.75	C002910044
1/10/2001	28	64	39	< 5	< 5	10.3	217	18	< -9.46	< 4.09	< 2.2	C010100097
4/16/2001	44	100	64	< 50	< 50	15	340	24.1	< -7.63	< 25.6	< 27.4	C011060085
7/24/2001	44	93	59	< 50	< 50	16.4	331	28.6	< 27	< 8.41	< 7.99	C012060008
10/15/2001	26	< 50	< 50	< 50	< 50	10.6	220	18.8	< 32.5	33.9	< -2.48	C012880074
1/22/2002	29	< 100	< 100	< 100	< 100	10	286	20.9	< 43.8	< 19.4	< 3.36	C020220046
4/10/2002	30	57	< 50	< 50	< 50	13	381	26.6	< -15.1	< 50.8	< 2.75	C021010048

C-6

C-746-K Landfill Monitoring

Water Quality Records for

MW300

Sample Date	Organic Laboratory Analysis Results					Inorganic Laboratory Analysis Results			Radiological Laboratory Analysis Results			Lab Sample ID
	TCE µg/L	1,1-DCE µg/L	1,1-DCA µg/L	1,2-DCA µg/L	trans-1,2-DCE µg/L	Al mg/L	Fe mg/L	Mn mg/L	Alpha Activity pCi/L	Beta Activity pCi/L	Tc-99 pCi/L	
7/24/2002	26	< 100	< 100	< 100	< 100	12.6	363	24.8	< 23.2	< 43.3	21.5	C022060003
7/24/2002	26	< 100	< 100	< 100	< 100	12.9	339	26.8	< 47.4	62.2	< 8.97	C022060004
10/3/2002	34	66	< 50	< 50	< 50	.0101	.33	36.9	< 26.9	< 24.9	17.5	C022760027
1/30/2003	58	160	100	< 50	< 50	10.8	395	23.5	< 3.65	< 3.52	< 1.19	C030310020
4/15/2003	58	180	< 100	< 100	< 100	6.86	437	22.9	< 2.47	< 20.3	< 4.19	C031050068
7/30/2003	42	< 100	< 100	< 100	< 100	21.9	409	27	< 9.4	< 48.7	< 1.31	C032110044
7/30/2003	50	< 100	< 100	< 100	< 100	14.3	382	25.4	< 51.5	53.5	< 4.26	C032110045
10/21/2003	53	92	63	< 50	< 50	.55	497	24.9	< 39.1	< 38	< -4.59	C032950017
1/26/2004	41	120	< 100	< 100	< 100	.471	414	1.91	< 50.1	< 1.36	< 6.71	C040260079
4/21/2004	50	140	< 100	< 100	< 100	.591	327	17.2	< -5.55	< 8.26	< -1.58	C041130033
7/15/2004	68	160	< 100	< 100	< 100	.69	424	24.2	< 21.8	< -11.1	< -7.47	C041970166
7/15/2004	55	140	< 100	< 100	< 100	.882	396	22.9	< 15	< 17.4	< -6.91	C041970167
11/9/2004	130	110	< 100	< 100	< 100	.99	369	22.9	< 12	< 29.7	< -2.6	C043150018
4/27/2005	12	51	< 50	< 50	< 50	.289	126	11.8	< 19.1	39.8	< -2.41	C051170049
10/25/2005	14	65	< 50	< 50	< 50	.344	178	15.2	< 2.14	29.6	< 6.49	C052990006
10/25/2005	13	55	< 50	< 50	< 50	.259	199	16.1	< 18.1	38.4	< 8.37	C052990007
4/11/2006	26	120	77	< 50	< 50	< .2	161	16.5	< .896	< 28.2	< -2.86	C061020009
10/23/2006	< 20	< 100	< 100	< 100	< 100	.334	124	16.2	< -.251	< 16.2	< 8.62	C062960050
4/12/2007	22	120	60	< 50	< 50	< .2	203	18.1	< -3.16	< 33.1	< -1.66	C071030007
10/25/2007	14	120	77	< 5	< 5	< .2	162	19.7	< -.658	< 25.1	< 1.82	C072980183
10/25/2007	13	120	75	< 5	< 5	< .2	166	20.2	< 4.54	27.8	< 1.13	C072980184
4/28/2008	< 5	42	34	< 25	< 5	< .2	117	16.8	< -.155	64.4	< .8	C081200001
10/29/2008	< 5	48	32	< 25	< 5	< .2	63.9	15	< 6.06	43.7	< 11.7	C08304013001
10/29/2008	< 5	46	29	< 25	< 5	< .2	110	16.9	< 5.22	34.8	< 6.45	C08304013002
4/30/2009	14	93	52	< 5	< 5	< .2	104	27.4	< -.39	37	< 5.55	C09120015001
10/19/2009	11	39	24	< 2	< 2	< .2	36.9	11.2	< -1.13	28.4	< -8.36	C09292035001
10/19/2009	9	41	24	< 2	< 2	< .2	65	9.73	< -2.41	27.1	< -8.19	C09292035002
4/20/2010	16	130	58	< 25	< 5	< .2	121	19.2	< -4.11	33.6	< -1.74	C10110009002

C-7

C-746-K Landfill Monitoring

Water Quality Records for

MW301

Sample Date	Organic Laboratory Analysis Results					Inorganic Laboratory Analysis Results			Radiological Laboratory Analysis Results			Lab Sample ID
	TCE µg/L	1,1-DCE µg/L	1,1-DCA µg/L	1,2-DCA µg/L	trans-1,2-DCE µg/L	Al mg/L	Fe mg/L	Mn mg/L	Alpha Activity pCi/L	Beta Activity pCi/L	Tc-99 pCi/L	
6/1/1994	< 5	< 5	3	< 5		.823	470	28.3	< 10.4	< 19.4	5.07	3220101
3/21/1995	< 1	< 5	< 5	< 5	< 5		236	22	-5.9	34	3	950322-052
7/12/1995	< 1	< 5	< 5	< 5	< 5		249	22.1	14	102	9	950713-157
9/12/1995	< 1	< 5	< 5	< 5	< 5	< .625	171	17.8	-2.6	17	3	950913-025
12/7/1995	1	< 5	< 5	< 5	< 5		99	12.3	30.3	49	6	951211-014
2/13/1996	< 1	< 5	< 5	< 5	< 5	.766	166	18.9	6.3	82	0	960214-066
5/9/1996	< 1	< 5	< 5	< 5	< 5	.975	224	18	.3	22	3	960513-010
8/19/1996	< 1	< 5	< 5	< 5	< 5	1.58	284	21.3	5.5	42.4	7	960819-087
11/18/1996	< 1	< 5	< 5	< 5	< 5	1.32	175	19.5	-1.4	47	0	961118-096
11/18/1996	< 1	< 5	< 5	< 5	< 5	< .75	< .3	< .05	6	15	0	961118-097
2/10/1997	< 1	< 5	< 5	< 5	< 5	1.13	225	19.8	12.6	47	0	970211-015
5/13/1997	4	< 5	< 5	< 5	< 5	< .75	248	22	-11	45	0	970514-043
8/7/1997	< 1	< 5	< 5	< 5	< 5	< 1	203	17.2	19.2	160	0	970807-105
11/10/1997	< 1	< 5	< 5	< 5	< 5	< 1	72.4	10	4.3	18	3	971110-115
2/4/1998	< 1	< 5	< 5	< 5	< 5	2.44	160	15.8	< -11.3	106	< 4	C980370057
5/19/1998	< 1	< 5	< 5	< 5	< 5	< 1	169	17.4	< -2.3	< 25	< 8.2	C981400028
8/11/1998	< 1	< 5	< 5	< 5	< 5	2.13	170	16.3	< -2.3	< 35	< 4.3	C982240046
11/16/1998	< 1	< 5	< 5	< 5	< 5	< 1	102	12.8	< 11.32	55.82	< -15.9	C983200081
1/25/1999	< 1	< 5	< 5	< 5	< 5	< 1	138	14.9	< 3.83	< 52.42	< -5.8	C990250155
4/19/1999	< 1	< 5	< 5	< 5	< 5	< .2	203	18.2	< -6.97	< 49.78	< -10.6	C991090061
7/15/1999	< 1	< 5	< 5	< 5	< 5	< .2	210	17.5	< -12.3	< 32.1	< -6.69	C991960147
10/14/1999	< 1	< 5	< 5	< 5	< 5	< .2	73.1	10.3	< 1.83	41.56	< .419	C992870105
10/14/1999	< 1	< 5	< 5	< 5	< 5	< .2	73.7	10.6	17.2	50.79	< 2.57	C992870106
1/13/2000	< 1	< 5	< 5	< 5	< 5	< .2	77.8	9.32	< 6.93	52.05	< 6.54	C000130122
4/27/2000	< 1	< 5	< 5	< 5	< 5	< .2	152	15.6	< 4.87	< -6.93	< -12.6	C001190010
7/27/2000	< 1	< 5	< 5	< 5	< 5	< .2	135	14.9	< 2.09	< 4.03	< -2.23	C002090105
10/16/2000	< 1	< 5	< 5	< 5	< 5	< .2	70.6	10.6	< -16.56	63.66	< -2.02	C002910045
1/10/2001	< 1	< 5	< 5	< 5	< 5	< .2	95.6	12.2	< 6.56	27.9	< -1.62	C010100098
4/16/2001	< 1	< 5	< 5	< 5	< 5	1.86	139	13.8	< 16.1	32.7	< 10.7	C011060087
4/16/2001	< 1	< 5	< 5	< 5	< 5	.231	128	13.8	< 11.1	30.1	< 5.23	C011060088
7/24/2001	< 1	< 5	< 5	< 5	< 5	< .2	106	13.1	< -.871	54.4	< 7.08	C012060010
10/15/2001	< 1	< 5	< 5	< 5	< 5	< .2	107	12.8	< 21.9	37.9	< 5.53	C012880075

C-8

C-746-K Landfill Monitoring

Water Quality Records for

MW301

Sample Date	Organic Laboratory Analysis Results					Inorganic Laboratory Analysis Results			Radiological Laboratory Analysis Results			Lab Sample ID
	TCE µg/L	1,1-DCE µg/L	1,1-DCA µg/L	1,2-DCA µg/L	trans-1,2-DCE µg/L	Al mg/L	Fe mg/L	Mn mg/L	Alpha Activity pCi/L	Beta Activity pCi/L	Tc-99 pCi/L	
1/25/2002	< 1	< 5	< 5	< 5	< 5	< .2	146	14.5	< 3.69	< 28.3	< 2.51	C020250055
1/25/2002	< 1	< 5	< 5	< 5	< 5	< .2	154	15.4	< -2.44	51.6	< 6.3	C020250056
4/10/2002	< 1	< 5	< 5	< 5	< 5	.317	172	16.2	< 19	< 5.09	< .617	C021010049
7/24/2002	< 1	< 5	< 5	< 5	< 5	< .2	186	15.4	< 36.1	< 23.5	17.8	C022060005
10/3/2002	3	< 5	< 5	< 5	< 5	< .002	< .2	14.5	< 5.72	46.8	< 15	C022760029
1/30/2003	< 1	< 5	< 5	< 5	< 5	.287	166	15.5	< -1.71	< 6.29	< -.324	C030310017
1/30/2003	< 1	< 5	< 5	< 5	< 5	4.62	203	16.1	< .197	< 3.65	< 3.3	C030310018
4/14/2003	< 1	< 5	< 5	< 5	< 5	1.03	232	17.2	< .227	< 37.1	< -.162	C031040077
7/30/2003	< 1	< 5	< 5	< 5	< 5	.71	218	15.4	< 32.9	50.2	< 2.84	C032110046
10/21/2003	< 1	< 5	< 5	< 5	< 5	< .2	257	17.4	< 9.47	< 31.4	< 0	C032950018
1/26/2004	< 1	< 5	< 5	< 5	< 5	.39	267	19.6	< 14.9	53.3	< 10.8	C040260080
1/26/2004	< 1	< 5	< 5	< 5	< 5	.577	266	19.3	< 17.7	73	< 11.7	C040260081
4/21/2004	< 1	< 5	< 5	< 5	< 5	< .2	238	18	< 9.42	< 42.4	< -3	C041130034
7/15/2004	< 1	5	5	< 5	< 5	< .2	277	19.8	< 17.3	< 40.3	< -12.4	C041970168
10/19/2004	< 1	< 5	< 5	< 5	< 5	< .2	152	13.7	< -32.8	< 33.7	< -1.56	C042940033
4/27/2005	< 1	< 5	< 5	< 5	< 5	< .2	232	20.1	< -.987	129	< -6.58	C051170050
10/25/2005	< 1	5.1	5.6	< 5	< 5	< .2	289	19.9	< -12.7	51.3	< 4.49	C052990008
4/11/2006	< 1	< 5	5.2	< 5	< 5	< .2	287	20.9	< 8.03	50.9	< -2.97	C061020010
4/11/2006	< 1	< 5	5.4	< 5	< 5	< .2	279	19.6	< 3.04	62	< 8.86	C061020011
10/23/2006	< 1	5.9	5.8	< 5	< 5	.76	295	20.5	< 13.7	< 31.7	< 15.3	C062960051
4/12/2007	< 1	< 5	< 5	< 5	< 5	2.42	265	15.8	< 7.86	60.8	< 4.66	C071030005
10/25/2007	< 1	3.6	3.1	< 1	< 1	1.06	117	8.42	< 1.59	39.3	< -9.49	C072980109
4/28/2008	< 1	< 1	2.9	< 5	< 1		192	15.3	< 25.6	45.9	< -3.1	C081190047
4/28/2008	< 1	< 1	2.8	< 5	< 1		185	14.7	< 20.4	79.9	< -4.91	C081190048
10/29/2008	< 1	3.8	3.9	< 5	< 1	< .2	240	16.3	< 7.81	77.1	< 5.16	C08304013003
4/30/2009	< 1	4.5	4.4	< 1	< 1	< .2	160	14.5	< 17.8	85	< 12.3	C09120015003
4/30/2009	< 1	3.8	3.9	< 1	< 1	< .2	228	15.9	< 7.32	71	< 7.74	C09120015002
10/19/2009	3.8	5.5	4.8	< 1	< 1	< .2	208	14	< .393	58.6	< -1.75	C09292035003
4/20/2010	< 1	< 5	3	< 5	< 1	< .2	198	13.8	< 11.5	50.7	< -8.41	C10110009004
4/20/2010	< 1	< 5	2.9	< 5	< 1	< .2	196	13.7	< -7.51	45.2	< -8.84	C10110009005

C-9

C-746-K Landfill Monitoring

Water Quality Records for

MW302

C-10

Sample Date	Organic Laboratory Analysis Results					Inorganic Laboratory Analysis Results			Radiological Laboratory Analysis Results			Lab Sample ID
	TCE µg/L	1,1-DCE µg/L	1,1-DCA µg/L	1,2-DCA µg/L	trans-1,2-DCE µg/L	Al mg/L	Fe mg/L	Mn mg/L	Alpha Activity pCi/L	Beta Activity pCi/L	Tc-99 pCi/L	
6/1/1994	< 5	< 5	< 5	< 5		.415	.238	.189	< 3.09	< 3.11	< .94	3220301
3/21/1995	< 1	< 5	< 5	< 5	< 5		2.6	.26	2.2	5	8	950322-048
7/12/1995	< 1	< 5	< 5	< 5	< 5		.702	.175	4	13	6	950713-149
9/11/1995	< 1	< 5	< 5	< 5	< 5	1.3	1.06	.139	7.2	2	13	950912-007
12/7/1995	< 1	< 5	< 5	< 5	< 5		2.39	.087	6.2	3	2	951211-018
2/13/1996	< 1	< 5	< 5	< 5	< 5	2.14	1.68	.08	-6	-2	1	960214-054
2/13/1996	< 1	< 5	< 5	< 5	< 5	2.61	2.14	.099	-5.4	-4	0	960214-058
5/9/1996	< 1	< 5	< 5	< 5	< 5	< .75	< .3	.041	.9	17	6	960513-009
8/20/1996	< 1	< 5	< 5	< 5	< 5	< .75	< .3	< .05	12.3	5	11	960821-020
8/20/1996	< 1	< 5	< 5	< 5	< 5	< .75	< .3	.058	4.4	6	6	960821-022
2/10/1997	< 1	< 5	< 5	< 5	< 5	< .75	.31	.157	-2	1	0	970211-011
2/10/1997	< 1	< 5	< 5	< 5	< 5	< .75	1.64	.19	2.9	3	0	970211-010
5/13/1997	< 1	< 5	< 5	< 5	< 5	< .75	< .3	.099	5.9	3	10	970514-044
8/7/1997	< 1	< 5	< 5	< 5	< 5	< 1	< .25	< .1	2.8	1	0	970807-144
8/7/1997	< 1	< 5	< 5	< 5	< 5	< 1	< .25	.12	1.6	1	2	970807-145
11/10/1997	< 1	< 5	< 5	< 5	< 5	1.02	1.09	.11	9.8	14	0	971110-118
2/5/1998	< 1	< 5	< 5	< 5	< 5	< 1	< .5	.114	< 1.8	< 0	< 5	C980370102
2/5/1998	< 1	< 5	< 5	< 5	< 5	< 1	< .5	< .1	< 1.2	< 4	< -2	C980370103
5/20/1998	< 1	< 5	< 5	< 5	< 5	< 1	< .25	.167	< -9	8	< 2.8	C981400087
5/20/1998	< 1	< 5	< 5	< 5	< 5	< 1	< .25	.164	< 2.3	37	< 2.1	C981400088
8/11/1998	< 1	< 5	< 5	< 5	< 5	< 1	< .2	.173	< 7.6	11	< -7.6	C982240043
8/11/1998	< 1	< 5	< 5	< 5	< 5	< 1	< .2	.143	< 1	< 4	< -1	C982240044
11/16/1998	< 1	< 5	< 5	< 5	< 5	< 1	< .2	.1	< 3.6	8.03	< -7.2	C983200082
1/25/1999	< 1	< 5	< 5	< 5	< 5	< 1	< .2	.11	< .86	< .3	< -19.8	C990250156
4/19/1999	< 1	< 5	< 5	< 5	< 5	.22	< .2	.122	< 1.67	< 4.72	< -18.5	C991090062
7/15/1999	< 1	< 5	< 5	< 5	< 5	< .2	< .2	.157	< .82	< -20.12	< 5.04	C991960148
10/14/1999	< 1	< 5	< 5	< 5	< 5	< .2	< .2	.069	< 4.18	< 3.33	< -1.15	C992870107
1/13/2000	< 1	< 5	< 5	< 5	< 5	< .2	.381	.05	< .05	< 5.09	< 1.59	C000130119
4/27/2000	< 1	< 5	< 5	< 5	< 5	< .2	< .2	.11	< 4.56	< 2.89	< -21.3	C001190011
4/27/2000	< 1	< 5	< 5	< 5	< 5	< .2	< .2	.118	< 1.91	< 4.14	< -16.4	C001190012
7/27/2000	< 1	< 5	< 5	< 5	< 5	.203	.315	.185	< 6.72	< 4.08	< -2.03	C002090104
10/16/2000	< 1	< 5	< 5	< 5	< 5	< .2	< .2	.08	< 2.79	22.54	< 5.95	C002910046

C-746-K Landfill Monitoring

Water Quality Records for

MW302

Sample Date	Organic Laboratory Analysis Results					Inorganic Laboratory Analysis Results			Radiological Laboratory Analysis Results			Lab Sample ID
	TCE µg/L	1,1-DCE µg/L	1,1-DCA µg/L	1,2-DCA µg/L	trans-1,2-DCE µg/L	Al mg/L	Fe mg/L	Mn mg/L	Alpha Activity pCi/L	Beta Activity pCi/L	Tc-99 pCi/L	
1/10/2001	< 1	< 5	< 5	< 5	< 5	< .2	< .2	.101	< -4.7	< 3.52	< 2.65	C010100095
1/10/2001	< 1	< 5	< 5	< 5	< 5	< .2	< .2	.112	< .329	< 5.56	< 8.77	C010100096
4/16/2001	< 1	< 5	< 5	< 5	< 5	< .2	< .2	.068	< -4.37	< 1	< 12.2	C011060086
7/24/2001	< 1	< 5	< 5	< 5	< 5	< .2	< .2	.053	< 1.09	< 1.72	< 12.4	C012060011
10/15/2001	< 1	< 5	< 5	< 5	< 5	< .2	< .2	.207	< 2.32	< .344	< 4.48	C012880076
1/22/2002	< 1	< 5	< 5	< 5	< 5	< .2	< .2	.047	< 5.75	< 1.7	< 11.5	C020220047
4/10/2002	< 1	< 5	< 5	< 5	< 5	< .2	< .2	.054	< 5.56	< -1.95	< 4.88	C021010050
4/10/2002	2	< 5	< 5	< 5	< 5	< .2	< .2	.062	< 2.37	< -2.75	< -3.64	C021010051
7/24/2002	< 1	< 5	< 5	< 5	< 5	< .2	< .2	.056	9.53	< 2.21	< 14.7	C022060006
10/3/2002	< 1	< 5	< 5	< 5	< 5	< .002	< .002	.0688	< 9.5	< 2.76	< 10.1	C022760028
1/30/2003	< 1	< 5	< 5	< 5	< 5	.639	.762	.144	< -.209	< 1.74	< 2.05	C030310021
4/15/2003	< 1	< 5	< 5	< 5	< 5	< .2	< .2	.0607	< 2.62	< 1.04	< 4.54	C031050066
4/15/2003	< 1	< 5	< 5	< 5	< 5	< .2	< .2	.0609	< -4.39	43.1	16.2	C031050067
7/30/2003	< 1	< 5	< 5	< 5	< 5	< .2	.523	1.3	< 6.9	< 4.11	< -9.55	C032110047
10/21/2003	< 1	< 5	< 5	< 5	< 5	< .2	5.77	1.88	< 4.13	< 2.82	< -6.62	C032950016
1/26/2004	< 1	< 5	< 5	< 5	< 5	< .2	2.64	1.98	< -3.37	9.48	< 6.25	C040260078
4/21/2004	< 1	< 5	< 5	< 5	< 5	< .2	.611	1.63	< 6.89	< -1.62	< -.819	C041130035
4/21/2004	< 1	< 5	< 5	< 5	< 5	< .2	.302	1.71	< -1.61	< -.897	< 5.4	C041130036
7/15/2004	< 1	< 5	< 5	< 5	< 5	< .2	1.18	1.63	< 5.85	< -.825	< -12.4	C041970169
10/19/2004	< 1	< 5	< 5	< 5	< 5	< .2	.244	1.06	< -4.94	< 3.65	< 4.4	C042940032
4/27/2005	< 1	< 5	< 5	< 5	< 5	< .2	.154	.708	< .394	< .723	< 15.5	C051170051
4/27/2005	< 1	< 5	< 5	< 5	< 5	< .2	< .1	.675	< 1.48	< 3.76	< 15.3	C051170052
10/25/2005	< 1	< 5	< 5	< 5	< 5	< .2	< .1	1.35	< -1.17	< .46	< 9.83	C052990009
4/11/2006	< 1	< 5	< 5	< 5	< 5	.418	1.02	.572	< -1.64	< 3.54	< .914	C061020008
10/26/2006	< 1	< 5	< 5	< 5	< 5	.347	.479	.99	< -.702	< 3.23	< 8.62	C062990102
10/26/2006	< 1	< 5	< 5	< 5	< 5	< .2	.128	.986	< -3.44	< 2.09	< 8.97	C062990103
4/12/2007	< 1	< 5	< 5	< 5	< 5	< .2	.131	.345	< 4.96	< 3.59	< 13.1	C071030006
10/25/2007	< 1	< 1	< 1	< 1	< 1	< .2	.317	.622	< 3.48	< 4.7	< -3.38	C072980110
4/28/2008	< 1	< 1	< 1	< 5	< 1	< .1	< .1	.263	< 3.99	< -.184	< -5.34	C081190049
10/29/2008	< 1	< 1	< 1	< 5	< 1	.23	.281	.319	< 1.16	< .994	< 10.6	C08304013004
4/30/2009	< 1	< 1	< 1	< 1	< 1	< .2	< .1	.215	< 1.78	< 1.17	< 1.39	C09120016001
10/19/2009	2.1	< 1	< 1	< 1	< 1	.493	.425	.433	< .942	< 1.51	< -6.33	C09292035004

C-11

C-746-K Landfill Monitoring

Water Quality Records for

MW302

Sample Date	Organic Laboratory Analysis Results					Inorganic Laboratory Analysis Results			Radiological Laboratory Analysis Results			Lab Sample ID
	TCE µg/L	1,1-DCE µg/L	1,1-DCA µg/L	1,2-DCA µg/L	trans-1,2-DCE µg/L	Al mg/L	Fe mg/L	Mn mg/L	Alpha Activity pCi/L	Beta Activity pCi/L	Tc-99 pCi/L	
4/20/2010	< 1	< 5	< 1	< 5	< 1	.933	1.5	1.01	< 1.13	< 1.46	< -.868	C10110009001

C-12

C-746-K Landfill Monitoring

Water Quality Records for

MW344

C-13

Sample Date	Organic Laboratory Analysis Results					Inorganic Laboratory Analysis Results			Radiological Laboratory Analysis Results			Lab Sample ID
	TCE µg/L	1,1-DCE µg/L	1,1-DCA µg/L	1,2-DCA µg/L	trans-1,2-DCE µg/L	Al mg/L	Fe mg/L	Mn mg/L	Alpha Activity pCi/L	Beta Activity pCi/L	Tc-99 pCi/L	
5/20/1998	< 1	< 5	< 5	< 5	< 5	5.43	11.2	.663	< 4	24	< -2.8	C981400089
8/11/1998	< 1	< 5	< 5	< 5	< 5	7.65	13.1	.946	< 3.2	11	< -1.3	C982240042
11/16/1998	< 1	< 5	< 5	< 5	< 5	2.65	12.2	.83	< 5.66	8.45	< 6.8	C983200078
11/16/1998	< 1	< 5	< 5	< 5	< 5	2.43	9.51	.65	< 2.27	9.59	< -3.1	C983200079
1/25/1999	< 1	< 5	< 5	< 5	< 5	8.54	13	.79	< .1	14.19	< 8.4	C990250157
4/19/1999	< 1	< 5	< 5	< 5	< 5	9.26	16.1	.827	< 4.05	8.24	< -9.06	C991090063
7/15/1999	< 1	< 5	< 5	< 5	< 5	3.21	13.6	.756	< 3.29	< 3.03	< 7.03	C991960149
10/14/1999	< 1	< 5	< 5	< 5	< 5	8.76	13.1	.871	5.38	< 5.75	< 7.28	C992870108
1/13/2000	< 1	< 5	< 5	< 5	< 5	1.35	9.06	.565	< .74	12.89	< 6.94	C000130121
4/27/2000	< 1	< 5	< 5	< 5	< 5	3.68	10.8	.523	< 2.81	19.31	< -2.65	C001190013
7/27/2000	< 1	< 5	< 5	< 5	< 5	1.92	8.16	.531	7.68	12.31	< 10.4	C002090102
7/27/2000	< 1	< 5	< 5	< 5	< 5	1.27	6.22	.404	< 4.3	14.19	< -6.62	C002090103
10/16/2000	< 1	< 5	< 5	< 5	< 5	1.92	6.81	.525	< 1.79	15.94	< .674	C002910047
10/16/2000	< 1	< 5	< 5	< 5	< 5	1.5	5.4	.37	< -9	21.88	< 1.57	C002910048
1/10/2001	< 1	< 5	< 5	< 5	< 5	4.4	6.02	.396	< .529	< 1.5	< 4.46	C010100099
4/16/2001	< 1	< 5	< 5	< 5	< 5	2.3	7.02	.411	< 1.98	6.24	< -7.79	C011060089
7/19/2001	< 1	< 5	< 5	< 5	< 5	1.83	5.1	.355	< -2.34	< 1.95	< 7.79	C012010060
7/24/2001	46	100	59	< 50	< 50	15.8	315	27.7	< 32.1	< 25.1	< 12.4	C012060009
10/15/2001	< 1	< 5	< 5	< 5	< 5	.655	3.55	.399	< 4.6	< 2.4	< -2	C012880066
10/15/2001	< 1	< 5	< 5	< 5	< 5	.797	3.79	.329	< .901	9.99	< -8.48	C012880067
1/22/2002	< 1	< 5	< 5	< 5	< 5	1.37	5.33	.366	< 5.38	6.15	< 6.69	C020220045
4/10/2002	< 1	< 5	< 5	< 5	< 5	1.63	7.58	.378	< -.899	< 2.73	< 4.04	C021010052
7/24/2002	< 1	< 5	< 5	< 5	< 5	2.07	5.44	.49	10.2	< 6.95	< 4.82	C022060007
10/3/2002	< 1	< 5	< 5	< 5	< 5	.00423	.00456	.323	< 5.83	< 5.09	18.5	C022760030
10/3/2002	< 1	< 5	< 5	< 5	< 5	.00323	.00478	.366	< 2.54	< 2.37	< 13.8	C022760031
1/30/2003	< 1	< 5	< 5	< 5	< 5	1.68	4.16	.378	< -2.18	< .631	< 2	C030310019
4/14/2003	< 1	< 5	< 5	< 5	< 5	3.92	3.28	.268	< .0183	< 8.74	20.4	C031040078
7/30/2003	< 1	< 5	< 5	< 5	< 5	21.9	35.4	6.18	< 12.1	< 6.22	< 12.3	C032110048
10/21/2003	< 1	< 5	< 5	< 5	< 5	4.19	32.6	.388	< 5.8	< 4.3	< 3.31	C032950014
10/21/2003	< 1	< 5	< 5	< 5	< 5	3.63	34.8	3.99	< 3.45	< 3.49	< -1.39	C032950015
1/26/2004	< 1	< 5	< 5	< 5	< 5	4.22	18.2	2.32	10.1	7.74	< 5.32	C040260082
4/21/2004	< 1	< 5	< 5	< 5	< 5	2.91	13.3	1.23	< 2.26	< 1.95	< -4.04	C041130037

C-746-K Landfill Monitoring

Water Quality Records for

MW344

Sample Date	Organic Laboratory Analysis Results					Inorganic Laboratory Analysis Results			Radiological Laboratory Analysis Results			Lab Sample ID
	TCE µg/L	1,1-DCE µg/L	1,1-DCA µg/L	1,2-DCA µg/L	trans-1,2-DCE µg/L	Al mg/L	Fe mg/L	Mn mg/L	Alpha Activity pCi/L	Beta Activity pCi/L	Tc-99 pCi/L	
7/15/2004	< 1	< 5	< 5	< 5	< 5	< .2	12.9	1.61	< .82	< 2.89	< -8.52	C041970170
10/19/2004	< 1	< 5	< 5	< 5	< 5	2.99	11.8	1.63	< -2.19	< .172	< 4.34	C042940035
10/19/2004	< 1	< 5	< 5	< 5	< 5	2.51	13.2	1.56	< -.79	9.99	< -3.88	C042940034
4/27/2005	< 1	< 5	< 5	< 5	< 5	3.67	7.9	.692	< .794	5.87	< 10.7	C051170053
10/25/2005	< 1	< 5	< 5	< 5	< 5	1.49	5.25	.714	< 2.1	< 5.13	< 8.07	C052990010
4/11/2006	< 1	< 5	< 5	< 5	< 5	2.55	6.79	.419	< 2.13	< 5.53	< .686	C061020012
10/26/2006	< 1	< 5	< 5	< 5	< 5	4.32	5.55	.472	< 2.45	< 5.05	< 13.9	C062990104
4/12/2007	< 1	< 5	< 5	< 5	< 5	13.5	7.9	.279	< 6.28	< 4.88	< -3.22	C071030003
4/12/2007	< 1	< 5	< 5	< 5	< 5	7.87	6.28	.286	8.77	< 7.36	< 7.1	C071030004
10/25/2007	< 1	< 1	< 1	< 1	< 1	5.46	4.1	.217	< 2.24	< 2.43	< 1.88	C072980185
4/28/2008	< 1	< 1	< 1	< 5	< 1		.947	.183	< 1.35	< 4.02	< 2.67	C081200002
10/29/2008	< 1	< 1	< 1	< 5	< 1	3.36	3.64	.256	< 2.88	< 4.82	< .645	C08304013005
4/30/2009	< 1	< 1	< 1	< 1	< 1	4	3.56	.19	< 2.62	5.57	< 10.1	C09120016002
10/19/2009	1.3	< 1	< 1	< 1	< 1	3.55	3.04	.299	< 1.6	< 4.25	< -.283	C09292035005
4/20/2010	< 1	< 5	< 1	< 5	< 1	11.5	22	.262	9.17	8.43	< 10	C10110009003

C-14

APPENDIX E

C-400 PROJECT GROUNDWATER MONITORING WELLS DATA

THIS PAGE INTENTIONALLY LEFT BLANK

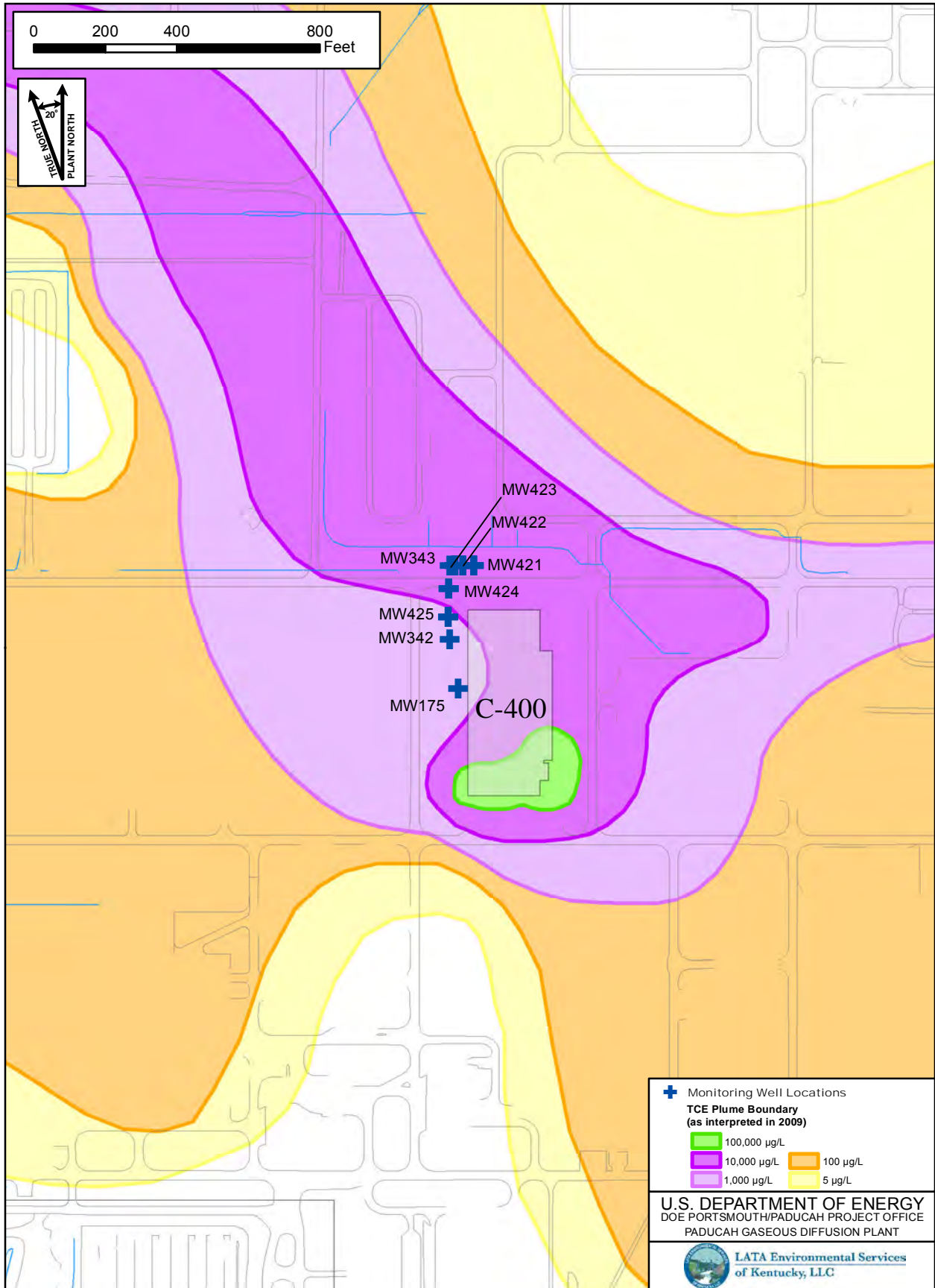


FIGURE No. FFA SemiAnnual/20110401_400_R0.mxd
DATE 04-01-2011

Figure G.3. C-400 Monitoring Wells

C-400 Monitoring
Water Quality Records for
MW175

Sample Date	Organic Laboratory Analysis Results					Radiological Laboratory Analysis Results			Metal	Polychlorinated biphenyl Analysis Results								Lab Sample ID
	TCE µg/L	1,1-DCE µg/L	1,1-DCA µg/L	1,2-DCA µg/L	trans-1,2-DCE µg/L	Alpha Activity pCi/L	Beta Activity pCi/L	Tc-99 pCi/L	Uranium mg/L	PCB 1016 µg/L	PCB 1221 µg/L	PCB 1232 µg/L	PCB 1242 µg/L	PCB 1248 µg/L	PCB 1254 µg/L	PCB 1260 µg/L	PCB 1268 µg/L	
6/16/2009	4900	< 50			< 50	11.7	447	508	< .005	< .17	< .18	< .14	< .1	< .12	< .07	< .05	< .09	C09168007001
7/20/2009	4400	< 250			< 50	< 3.65	415	438	< .005	< .16	< .17	< .14	< .1	< .12	< .07	< .05	< .09	C09201015001
8/18/2009	4400	< 50			< 50	9.43	416	375	< .005	< .17	< .18	< .14	< .1	< .12	< .07	< .05	< .09	C09230023001
12/14/2009	7900	< 250			< 50	< .722	363	357	< .005	< .16	< .17	< .13	< .09	< .11	< .07	< .05	< .08	C09348024001
3/24/2010	5600	< 50			< 50	< 1.61	211	360	< .005	< .16	< .17	< .13	< .09	< .11	< .07	< .05	< .08	C10083023001
6/23/2010	4800	< 250			< 50	< 4.95	292	343	< .005	< .16	< .17	< .14	< .1	< .12	< .07	< .05	< .09	C10174017001
6/23/2010	5100	< 250			< 50	12.9	301	315	< .005	< .16	< .17	< .13	< .1	< .11	< .07	< .05	< .09	C10174017002

E-4

C-400 Monitoring
Water Quality Records for
MW342

Sample Date	Organic Laboratory Analysis Results					Radiological Laboratory Analysis Results			Metal	Polychlorinated biphenyl Analysis Results								Lab Sample ID
	TCE μg/L	1,1-DCE μg/L	1,1-DCA μg/L	1,2-DCA μg/L	trans-1,2-DCE μg/L	Alpha Activity pCi/L	Beta Activity pCi/L	Tc-99 pCi/L	Uranium mg/L	PCB 1016 μg/L	PCB 1221 μg/L	PCB 1232 μg/L	PCB 1242 μg/L	PCB 1248 μg/L	PCB 1254 μg/L	PCB 1260 μg/L	PCB 1268 μg/L	
6/16/2009	3000	< 50			< 50	16.7	616	805	< .005	< .16	< .17	< .14	< .1	< .12	< .07	< .05	< .09	C09168006001
7/20/2009	4300	< 250			< 50	< -.785	510	837	< .005	< .16	< .17	< .13	< .1	< .11	< .07	< .05	< .09	C09201016001
8/18/2009	5800	< 50			< 50	16	985	1130	< .005	< .17	< .18	< .14	< .1	< .12	< .07	< .05	< .09	C09230024001
12/14/2009	9500	< 250			< 50	< -6.46	978	1290	< .005	< .16	< .17	< .13	< .09	< .11	< .07	< .05	< .08	C09348024002
12/14/2009	9900	< 250			< 50	< .633	926	1280	< .005	< .16	< .17	< .13	< .1	< .11	< .07	< .05	< .09	C09348024003
3/23/2010	4700	< 50			< 50	10.3	386	827	< .005	< .16	< .17	< .13	< .09	< .11	< .07	< .05	< .08	C10082025007
6/22/2010	5400	< 250			< 50	11.4	642	750	< .005	< .16	< .17	< .13	< .1	< .11	< .07	< .05	< .09	C10173039001

E-5

C-400 Monitoring
Water Quality Records for
MW343

Sample Date	Organic Laboratory Analysis Results					Radiological Laboratory Analysis Results			Metal	Polychlorinated biphenyl Analysis Results								Lab Sample ID
	TCE μg/L	1,1-DCE μg/L	1,1-DCA μg/L	1,2-DCA μg/L	trans-1,2-DCE μg/L	Alpha Activity pCi/L	Beta Activity pCi/L	Tc-99 pCi/L	Uranium mg/L	PCB 1016 μg/L	PCB 1221 μg/L	PCB 1232 μg/L	PCB 1242 μg/L	PCB 1248 μg/L	PCB 1254 μg/L	PCB 1260 μg/L	PCB 1268 μg/L	
6/16/2009	41000	< 500			< 500	82.1	6710	9090	< .005	< .16	< .17	< .14	< .1	< .12	< .07	< .05	< .09	C09168007002
7/20/2009	31000	< 2500			< 500	< 4.65	6730	9010	< .005	< .16	< .17	< .13	< .09	< .11	< .07	< .05	< .08	C09201066001
8/18/2009	31000	< 400			< 400	19.7	7420	8770	< .005	< .17	< .18	< .14	< .1	< .12	< .07	< .05	< .09	C09230023002
9/21/2009	27000	< 1000	< 200	< 1000	< 200	< -119	6980	9230	< .005									C09265006005
12/14/2009	43000	< 2000			< 400	< -176	6970	9250	< .005	< .16	< .17	< .14	< .1	< .12	< .07	< .05	< .09	C09348027001
3/22/2010	37000	< 400	< 250	< 250	< 250	< -90.6	5370	8960	< .005									C10082002001
3/22/2010	37000	< 250			< 250	37.4	6850	8920	< .005	< .16	< .17	< .13	< .1	< .11	< .07	< .05	< .09	C10082005001
3/22/2010	37000	< 250			< 250	92.1	5660	9010	< .005	< .16	< .17	< .14	< .1	< .12	< .07	< .05	< .09	C10082005002
6/22/2010	32000	< 2500			< 500	22	6440	9250	< .005	< .16	< .17	< .13	< .1	< .11	< .07	< .05	< .09	C10173027001

16

C-400 Monitoring
Water Quality Records for
MW421-PRT1

Sample Date	Organic Laboratory Analysis Results					Radiological Laboratory Analysis Results			Metal	Polychlorinated biphenyl Analysis Results								Lab Sample ID
	TCE µg/L	1,1-DCE µg/L	1,1-DCA µg/L	1,2-DCA µg/L	trans-1,2-DCE µg/L	Alpha Activity pCi/L	Beta Activity pCi/L	Tc-99 pCi/L	Uranium mg/L	PCB 1016 µg/L	PCB 1221 µg/L	PCB 1232 µg/L	PCB 1242 µg/L	PCB 1248 µg/L	PCB 1254 µg/L	PCB 1260 µg/L	PCB 1268 µg/L	
7/21/2009	20000	< 1000			< 200	38	1780	1650	< .005	< .16	< .17	< .14	< .1	< .12	< .07	< .05	< .09	C09202027001
8/25/2009	21000	< 200			< 200	< -.377	1300	1670	< .005	< .16	< .17	< .13	< .09	< .11	< .07	< .05	< .08	C09237029001
9/29/2009	22000	< 200			< 200	33	878	1240	< .005	< .16	< .17	< .14	< .1	< .12	< .07	< .05	< .09	C09273002001
12/16/2009	27000	< 1000			< 200	27.7	906	1160	< .005	< .16	< .17	< .13	< .09	< .11	< .07	< .05	< .08	C09350025004
3/23/2010	24000	< 200			< 200	15.5	1180	1780	< .005	< .16	< .17	< .13	< .1	< .11	< .07	< .05	< .09	C10082025004
6/23/2010	58000	< 500			< 500	18.4	1710	2340	< .005	< .16	< .17	< .13	< .1	< .11	< .07	< .05	< .09	C10172026001

E-7

C-400 Monitoring
Water Quality Records for
MW421-PRT2

Sample Date	Organic Laboratory Analysis Results					Radiological Laboratory Analysis Results			Metal	Polychlorinated biphenyl Analysis Results								Lab Sample ID
	TCE µg/L	1,1-DCE µg/L	1,1-DCA µg/L	1,2-DCA µg/L	trans-1,2-DCE µg/L	Alpha Activity pCi/L	Beta Activity pCi/L	Tc-99 pCi/L	Uranium mg/L	PCB 1016 µg/L	PCB 1221 µg/L	PCB 1232 µg/L	PCB 1242 µg/L	PCB 1248 µg/L	PCB 1254 µg/L	PCB 1260 µg/L	PCB 1268 µg/L	
7/21/2009	52000	< 2500			< 500	15.2	830	856	< .005	< .17	< .18	< .14	< .1	< .12	< .07	< .05	< .09	C09202027002
8/25/2009	53000	< 500			< 500	6.73	865	1120	< .005	< .16	< .17	< .14	< .1	< .12	< .07	< .05	< .09	C09237029002
9/29/2009	53000	< 500			< 500	27.9	639	882	< .005	< .16	< .17	< .14	< .1	< .12	< .07	< .05	< .09	C09273002002
12/16/2009	62000	< 2500			< 500	4.74	475	618	< .005	< .16	< .17	< .13	< .1	< .11	< .07	< .05	< .09	C09350025005
3/23/2010	55000	< 500			< 500	12.7	417	777	< .005	< .16	< .17	< .13	< .09	< .11	< .07	< .05	< .08	C10082025005
6/21/2010	51000	< 500			< 500	26.9	514	813	< .005	< .16	< .17	< .13	< .1	< .11	< .07	< .05	< .09	C10172026002

E-8

C-400 Monitoring
Water Quality Records for
MW421-PRT3

Sample Date	Organic Laboratory Analysis Results					Radiological Laboratory Analysis Results			Metal	Polychlorinated biphenyl Analysis Results								Lab Sample ID
	TCE µg/L	1,1-DCE µg/L	1,1-DCA µg/L	1,2-DCA µg/L	trans-1,2-DCE µg/L	Alpha Activity pCi/L	Beta Activity pCi/L	Tc-99 pCi/L	Uranium mg/L	PCB 1016 µg/L	PCB 1221 µg/L	PCB 1232 µg/L	PCB 1242 µg/L	PCB 1248 µg/L	PCB 1254 µg/L	PCB 1260 µg/L	PCB 1268 µg/L	
7/21/2009	63000	< 2500			< 500	< 3.73	327	302	< .005	< .16	< .17	< .14	< .1	< .12	< .07	< .05	< .09	C09202027003
8/25/2009	66000	< 500			< 500	< 3.62	398	451	< .005	< .16	< .17	< .13	< .1	< .11	< .07	< .05	< .09	C09237029003
9/29/2009	61000	< 500			< 500	8.99	323	335	< .005	< .16	< .17	< .13	< .1	< .11	< .07	< .05	< .09	C09273002003
12/16/2009	77000	< 2500			< 500	4.67	226	345	< .005	< .16	< .17	< .13	< .1	< .11	< .07	< .05	< .09	C09350025006
3/23/2010	70000	< 500			< 500	12.8	218	376	< .005	< .16	< .17	< .13	< .09	< .11	< .07	< .05	< .08	C10082025006
6/21/2010	68000	< 500			< 500	< 4.02	278	251	< .005	< .16	< .17	< .13	< .1	< .11	< .07	< .05	< .09	C10173001001

E-9

C-400 Monitoring
Water Quality Records for
MW422-PRT1

Sample Date	Organic Laboratory Analysis Results					Radiological Laboratory Analysis Results			Metal	Polychlorinated biphenyl Analysis Results								Lab Sample ID
	TCE μg/L	1,1-DCE μg/L	1,1-DCA μg/L	1,2-DCA μg/L	trans-1,2-DCE μg/L	Alpha Activity pCi/L	Beta Activity pCi/L	Tc-99 pCi/L	Uranium mg/L	PCB 1016 μg/L	PCB 1221 μg/L	PCB 1232 μg/L	PCB 1242 μg/L	PCB 1248 μg/L	PCB 1254 μg/L	PCB 1260 μg/L	PCB 1268 μg/L	
7/21/2009	10000	< 500			< 100	< -96.7	10400	13600	< .005	< .16	< .17	< .13	< .1	< .11	< .07	< .05	< .09	C09202018001
8/24/2009	13000	< 100			< 100	95	12900	15600	< .005	< .16	< .17	< .13	< .1	< .11	< .07	< .05	< .09	C09237007001
9/28/2009	12000	< 100			< 100	59.7	14200	16900	< .005	< .16	< .17	< .14	< .1	< .12	< .07	< .05	< .09	C09271021004
12/16/2009	16000	< 1000			< 200	< -15.7	10200	13900	< .005	< .16	< .17	< .13	< .1	< .11	< .07	< .05	< .09	C09350025001
3/23/2010	14000	< 100			< 100	< -25.6	8460	13400	< .005	< .16	< .17	< .13	< .09	< .11	< .07	< .05	< .08	C10082025001
6/21/2010	14000	< 100			< 100	< -60.6	11600	15500	< .005	< .16	< .17	< .14	< .1	< .12	< .07	< .05	< .09	C10173001002

E-10

C-400 Monitoring
Water Quality Records for
MW422-PRT2

Sample Date	Organic Laboratory Analysis Results					Radiological Laboratory Analysis Results			Metal	Polychlorinated biphenyl Analysis Results								Lab Sample ID
	TCE μg/L	1,1-DCE μg/L	1,1-DCA μg/L	1,2-DCA μg/L	trans-1,2-DCE μg/L	Alpha Activity pCi/L	Beta Activity pCi/L	Tc-99 pCi/L	Uranium mg/L	PCB 1016 μg/L	PCB 1221 μg/L	PCB 1232 μg/L	PCB 1242 μg/L	PCB 1248 μg/L	PCB 1254 μg/L	PCB 1260 μg/L	PCB 1268 μg/L	
7/21/2009	43000	< 2500			< 500	32.8	1570	1970	< .005	< .16	< .17	< .13	< .1	< .11	< .07	< .05	< .09	C09202019001
8/24/2009	47000	< 500			< 500	28.2	1650	2150	< .005	< .16	< .17	< .14	< .1	< .12	< .07	< .05	< .09	C09237008001
9/28/2009	45000	< 500			< 500	18.5	1490	2020	< .005	< .16	< .17	< .13	< .09	< .11	< .07	< .05	< .08	C09271021005
12/16/2009	53000	< 2500			< 500	16.1	1110	1660	< .005	< .16	< .17	< .13	< .1	< .11	< .07	< .05	< .09	C09350025002
3/23/2010	51000	< 500			< 500	24	823	1600	< .005	< .16	< .17	< .13	< .09	< .11	< .07	< .05	< .08	C10082025002
6/21/2010	90000	< 400			< 400	17.5	1060	1620	< .005	< .16	< .17	< .13	< .1	< .11	< .07	< .05	< .09	C10173001003

E-11

C-400 Monitoring
Water Quality Records for
MW422-PRT3

Sample Date	Organic Laboratory Analysis Results					Radiological Laboratory Analysis Results			Metal	Polychlorinated biphenyl Analysis Results								Lab Sample ID
	TCE μg/L	1,1-DCE μg/L	1,1-DCA μg/L	1,2-DCA μg/L	trans-1,2-DCE μg/L	Alpha Activity pCi/L	Beta Activity pCi/L	Tc-99 pCi/L	Uranium mg/L	PCB 1016 μg/L	PCB 1221 μg/L	PCB 1232 μg/L	PCB 1242 μg/L	PCB 1248 μg/L	PCB 1254 μg/L	PCB 1260 μg/L	PCB 1268 μg/L	
7/21/2009	45000	< 2500			< 500	< -.394	1650	2310	< .005	< .16	< .17	< .13	< .1	< .11	< .07	< .05	< .09	C09202019002
8/24/2009	46000	< 500			< 500	15.4	1380	1960	< .005	< .16	< .17	< .14	< .1	< .12	< .07	< .05	< .09	C09237008002
9/28/2009	45000	< 500			< 500	15.5	1560	1940	< .005	< .16	< .17	< .14	< .1	< .12	< .07	< .05	< .09	C09271021006
12/16/2009	58000	< 2500			< 500	20.7	1230	1630	< .005	< .16	< .17	< .14	< .1	< .12	< .07	< .05	< .09	C09350025003
3/23/2010	53000	< 500			< 500	19.6	866	1490	< .005	< .16	< .17	< .13	< .1	< .11	< .07	< .05	< .09	C10082025003
6/21/2010	72000	< 1000			< 1000	15.1	883	1520	< .005	< .16	< .17	< .13	< .09	< .11	< .07	< .05	< .08	C10173001004

E-12

C-400 Monitoring
Water Quality Records for
MW423-PRT1

Sample Date	Organic Laboratory Analysis Results					Radiological Laboratory Analysis Results			Metal	Polychlorinated biphenyl Analysis Results								Lab Sample ID
	TCE µg/L	1,1-DCE µg/L	1,1-DCA µg/L	1,2-DCA µg/L	trans-1,2-DCE µg/L	Alpha Activity pCi/L	Beta Activity pCi/L	Tc-99 pCi/L	Uranium mg/L	PCB 1016 µg/L	PCB 1221 µg/L	PCB 1232 µg/L	PCB 1242 µg/L	PCB 1248 µg/L	PCB 1254 µg/L	PCB 1260 µg/L	PCB 1268 µg/L	
7/22/2009	13000	< 500			< 100	< -60	8610	10400	< .005	< .16	< .17	< .13	< .1	< .11	< .07	< .05	< .09	C09203009001
8/25/2009	12000	< 200			< 200	81	9720	12100	< .005	< .17	< .18	< .14	< .1	< .12	< .07	< .05	< .09	C09237022001
9/28/2009	11000	< 100			< 100	87.3	11100	14000	< .005	< .16	< .17	< .13	< .1	< .11	< .07	< .05	< .09	C09271021001
12/15/2009	15000	< 1000			< 200	< -236	11500	14400	< .005	< .16	< .17	< .14	< .1	< .12	< .07	< .05	< .09	C09349015001
3/22/2010	15000	64			< 25	45.5	8550	13800	< .005	< .16	< .17	< .14	< .1	< .12	< .07	< .05	< .09	C10082005003
6/22/2010	12000	< 500			< 100	< -79.6	10100	13400	< .005	< .16	< .17	< .13	< .09	< .11	< .07	< .05	< .08	C10173027002

E-13

C-400 Monitoring
Water Quality Records for
MW423-PRT2

Sample Date	Organic Laboratory Analysis Results					Radiological Laboratory Analysis Results			Metal	Polychlorinated biphenyl Analysis Results								Lab Sample ID
	TCE µg/L	1,1-DCE µg/L	1,1-DCA µg/L	1,2-DCA µg/L	trans-1,2-DCE µg/L	Alpha Activity pCi/L	Beta Activity pCi/L	Tc-99 pCi/L	Uranium mg/L	PCB 1016 µg/L	PCB 1221 µg/L	PCB 1232 µg/L	PCB 1242 µg/L	PCB 1248 µg/L	PCB 1254 µg/L	PCB 1260 µg/L	PCB 1268 µg/L	
7/22/2009	42000	< 2500			< 500	< -8.97	3760	4840	< .005	< .17	< .18	< .14	< .1	< .12	< .07	< .05	< .09	C09203009002
8/25/2009	47000	< 500			< 500	34.3	3420	4880	< .005	< .16	< .17	< .13	< .1	< .11	< .07	< .05	< .09	C09237022002
9/28/2009	44000	< 500			< 500	35.8	3820	5230	< .005	< .16	< .17	< .13	< .1	< .11	< .07	< .05	< .09	C09271021002
12/15/2009	54000	< 2500			< 500	< -51.8	3650	4930	< .005	< .16	< .17	< .13	< .1	< .11	< .07	< .05	< .09	C09349015002
3/22/2010	52000	< 500			< 500	40.2	2260	4310	< .005	< .16	< .17	< .13	< .1	< .11	< .07	< .05	< .09	C10082005004
6/22/2010	45000	< 2500			< 500	< -2.09	3050	4530	< .005	< .16	< .17	< .13	< .09	< .11	< .07	< .05	< .08	C10173027003

E-14

C-400 Monitoring
Water Quality Records for
MW423-PRT3

Sample Date	Organic Laboratory Analysis Results					Radiological Laboratory Analysis Results			Metal	Polychlorinated biphenyl Analysis Results								Lab Sample ID
	TCE µg/L	1,1-DCE µg/L	1,1-DCA µg/L	1,2-DCA µg/L	trans-1,2-DCE µg/L	Alpha Activity pCi/L	Beta Activity pCi/L	Tc-99 pCi/L	Uranium mg/L	PCB 1016 µg/L	PCB 1221 µg/L	PCB 1232 µg/L	PCB 1242 µg/L	PCB 1248 µg/L	PCB 1254 µg/L	PCB 1260 µg/L	PCB 1268 µg/L	
7/22/2009	42000	< 2500			< 500	< -4.38	2660	4350	< .005	< .16	< .17	< .14	< .1	< .12	< .07	< .05	< .09	C09203009003
8/25/2009	47000	< 500			< 500	23.4	2850	4440	< .005	< .16	< .17	< .14	< .1	< .12	< .07	< .05	< .09	C09237022003
9/28/2009	14000	< 500			< 500	97.8	10600	13500	< .005	< .16	< .17	< .13	< .09	< .11	< .07	< .05	< .08	C09271021003
12/15/2009	53000	< 2500			< 500	< -48.6	2970	4030	< .005	< .16	< .17	< .13	< .09	< .11	< .07	< .05	< .08	C09349015003
3/22/2010	51000	< 500			< 500	43.5	1960	3810	< .005	< .16	< .17	< .13	< .1	< .11	< .07	< .05	< .09	C10082005005
6/22/2010	49000	< 2500			< 500	5.16	2930	3850	< .005	< .16	< .17	< .13	< .09	< .11	< .07	< .05	< .08	C10173027004

E-15

C-400 Monitoring
Water Quality Records for
MW424-PRT1

Sample Date	Organic Laboratory Analysis Results					Radiological Laboratory Analysis Results			Metal	Polychlorinated biphenyl Analysis Results								Lab Sample ID
	TCE µg/L	1,1-DCE µg/L	1,1-DCA µg/L	1,2-DCA µg/L	trans-1,2-DCE µg/L	Alpha Activity pCi/L	Beta Activity pCi/L	Tc-99 pCi/L	Uranium mg/L	PCB 1016 µg/L	PCB 1221 µg/L	PCB 1232 µg/L	PCB 1242 µg/L	PCB 1248 µg/L	PCB 1254 µg/L	PCB 1260 µg/L	PCB 1268 µg/L	
7/23/2009	7200	< 500			< 100	< -7	2300	1790	< .005	< .16	< .17	< .13	< .1	< .11	< .07	< .05	< .09	C09204021001
8/27/2009	7100	< 50			< 50	< 3.09	2680	3330	< .005	< .16	< .17	< .13	< .09	< .11	< .07	< .05	< .08	C09239018001
9/30/2009	7700	< 100			< 100	125	4580	6150	< .005	< .16	< .17	< .13	< .09	< .11	< .07	< .05	< .08	C09273021001
12/17/2009	9200	< 100			< 100	< -31.9	7760	10000	< .005	< .16	< .17	< .14	< .1	< .12	< .07	< .05	< .09	C09351022002
3/24/2010	7900	< 100			< 100	86.8	4420	6540	< .005	< .16	< .17	< .13	< .1	< .11	< .07	< .05	< .09	C10083023002
6/23/2010	7900	< 250			< 50	14	4020	5080	< .005	< .16	< .17	< .13	< .1	< .11	< .07	< .05	< .09	C10174017003

E-16

C-400 Monitoring
Water Quality Records for
MW424-PRT2

Sample Date	Organic Laboratory Analysis Results					Radiological Laboratory Analysis Results			Metal	Polychlorinated biphenyl Analysis Results								Lab Sample ID
	TCE μg/L	1,1-DCE μg/L	1,1-DCA μg/L	1,2-DCA μg/L	trans-1,2-DCE μg/L	Alpha Activity pCi/L	Beta Activity pCi/L	Tc-99 pCi/L	Uranium mg/L	PCB 1016 μg/L	PCB 1221 μg/L	PCB 1232 μg/L	PCB 1242 μg/L	PCB 1248 μg/L	PCB 1254 μg/L	PCB 1260 μg/L	PCB 1268 μg/L	
7/23/2009	17000	< 1000			< 200	< -29.4	4170	5680	< .005	< .16	< .17	< .14	< .1	< .12	< .07	< .05	< .09	C09204022001
8/27/2009	16000	< 200			< 200	< -4.44	6130	5900	< .005	< .16	< .17	< .13	< .1	< .11	< .07	< .05	< .09	C09239019001
9/30/2009	16000	< 200			< 200	91.8	5200	7100	< .005	< .16	< .17	< .13	< .09	< .11	< .07	< .05	< .08	C09273023001
12/17/2009	18000	< 200			< 200	7.27	4010	6180	< .005	< .16	< .17	< .13	< .09	< .11	< .07	< .05	< .08	C09351022003
3/24/2010	17000	< 250			< 250	52.8	2940	6240	< .005	< .16	< .17	< .13	< .09	< .11	< .07	< .05	< .08	C10083023003
6/22/2010	17000	< 1000			< 200	12.7	5150	7070	< .005	< .16	< .17	< .14	< .1	< .12	< .07	< .05	< .09	C10174017004

E-17

C-400 Monitoring
Water Quality Records for
MW424-PRT3

Sample Date	Organic Laboratory Analysis Results					Radiological Laboratory Analysis Results			Metal	Polychlorinated biphenyl Analysis Results								Lab Sample ID
	TCE μg/L	1,1-DCE μg/L	1,1-DCA μg/L	1,2-DCA μg/L	trans-1,2-DCE μg/L	Alpha Activity pCi/L	Beta Activity pCi/L	Tc-99 pCi/L	Uranium mg/L	PCB 1016 μg/L	PCB 1221 μg/L	PCB 1232 μg/L	PCB 1242 μg/L	PCB 1248 μg/L	PCB 1254 μg/L	PCB 1260 μg/L	PCB 1268 μg/L	
7/23/2009	22000	< 1000			< 200	< -7.72	1900	2770	< .005	< .16	< .17	< .13	< .1	< .11	< .07	< .05	< .09	C09204023001
8/27/2009	23000	< 200			< 200	< 5.21	3400	4970	< .005	< .16	< .17	< .14	< .1	< .12	< .07	< .05	< .09	C09239020001
9/30/2009	23000	< 250			< 250	78.9	3350	4660	< .005	< .16	< .17	< .13	< .1	< .11	< .07	< .05	< .09	C09273024001
12/17/2009	23000	< 200			< 200	12.3	2960	4500	< .005	< .16	< .17	< .13	< .1	< .11	< .07	< .05	< .09	C09351022004
3/24/2010	23000	< 250			< 250	< -39.3	2810	4600	< .005	< .16	< .17	< .13	< .09	< .11	< .07	< .05	< .08	C10083023004
6/23/2010	21000	< 1000			< 200	10.2	3160	4740	< .005	< .16	< .17	< .14	< .1	< .12	< .07	< .05	< .09	C10174017005

E-18

C-400 Monitoring
Water Quality Records for
MW425-PRT1

Sample Date	Organic Laboratory Analysis Results					Radiological Laboratory Analysis Results			Metal	Polychlorinated biphenyl Analysis Results								Lab Sample ID
	TCE µg/L	1,1-DCE µg/L	1,1-DCA µg/L	1,2-DCA µg/L	trans-1,2-DCE µg/L	Alpha Activity pCi/L	Beta Activity pCi/L	Tc-99 pCi/L	Uranium mg/L	PCB 1016 µg/L	PCB 1221 µg/L	PCB 1232 µg/L	PCB 1242 µg/L	PCB 1248 µg/L	PCB 1254 µg/L	PCB 1260 µg/L	PCB 1268 µg/L	
7/22/2009	5100	< 250			< 50	< 2.26	755	789	< .005	< .17	< .18	< .14	< .1	< .12	< .07	< .05	< .09	C09203011001
8/26/2009	8200	< 100			< 100	9.62	4390	3870	< .005	< .16	< .17	< .14	< .1	< .12	< .07	< .05	< .09	C09238024001
9/29/2009	11000	< 100			< 100	107	6500	8580	< .005	< .16	< .17	< .13	< .1	< .11	< .07	< .05	< .09	C09273002004
12/16/2009	13000	< 500			< 100	26.5	6360	9490	< .005	< .16	< .17	< .14	< .1	< .12	< .07	< .05	< .09	C09350025007
3/23/2010	8900	< 100			< 100	51.4	2200	3010	< .005	< .16	< .17	< .14	< .1	< .12	< .07	< .05	< .09	C10082005006
6/22/2010	8300	< 500			< 100	25	1340	1330	< .005	< .16	< .17	< .14	< .1	< .12	< .07	< .05	< .09	C10173039002

E-19

C-400 Monitoring
Water Quality Records for
MW425-PRT2

Sample Date	Organic Laboratory Analysis Results					Radiological Laboratory Analysis Results			Metal	Polychlorinated biphenyl Analysis Results								Lab Sample ID
	TCE µg/L	1,1-DCE µg/L	1,1-DCA µg/L	1,2-DCA µg/L	trans-1,2-DCE µg/L	Alpha Activity pCi/L	Beta Activity pCi/L	Tc-99 pCi/L	Uranium mg/L	PCB 1016 µg/L	PCB 1221 µg/L	PCB 1232 µg/L	PCB 1242 µg/L	PCB 1248 µg/L	PCB 1254 µg/L	PCB 1260 µg/L	PCB 1268 µg/L	
7/22/2009	6300	< 250			< 50	< 3.37	2930	4460	< .005	< .16	< .17	< .14	< .1	< .12	< .07	< .05	< .09	C09203011002
8/26/2009	6100	< 50			< 50	< -19.6	3370	4550	< .005	< .16	< .17	< .13	< .1	< .11	< .07	< .05	< .09	C09238024002
9/29/2009	7500	< 50			< 50	121	4600	5900	< .005	< .16	< .17	< .14	< .1	< .12	< .07	< .05	< .09	C09273002005
12/16/2009	11000	< 500			< 100	< -17.7	5550	7850	< .005	< .16	< .17	< .13	< .09	< .11	< .07	< .05	< .08	C09350025008
3/23/2010	9300	< 50			< 50	49.5	3710	5600	< .005	< .16	< .17	< .13	< .1	< .11	< .07	< .05	< .09	C10082005007
6/22/2010	8400	< 250			< 50	43.7	2900	3850	< .005	< .16	< .17	< .14	< .1	< .12	< .07	< .05	< .09	C10173039003

E-20

C-400 Monitoring
Water Quality Records for
MW425-PRT3

Sample Date	Organic Laboratory Analysis Results					Radiological Laboratory Analysis Results			Metal	Polychlorinated biphenyl Analysis Results								Lab Sample ID
	TCE μg/L	1,1-DCE μg/L	1,1-DCA μg/L	1,2-DCA μg/L	trans-1,2-DCE μg/L	Alpha Activity pCi/L	Beta Activity pCi/L	Tc-99 pCi/L	Uranium mg/L	PCB 1016 μg/L	PCB 1221 μg/L	PCB 1232 μg/L	PCB 1242 μg/L	PCB 1248 μg/L	PCB 1254 μg/L	PCB 1260 μg/L	PCB 1268 μg/L	
7/22/2009	6200	< 250			< 50	< .86	3380	4420	< .005	< .16	< .17	< .13	< .1	< .11	< .07	< .05	< .09	C09203011003
8/26/2009	4700	< 50			< 50	< -23.2	3770	4120	< .005	< .16	< .17	< .14	< .1	< .12	< .07	< .05	< .09	C09238024003
9/29/2009	6900	< 50			< 50	96.2	3490	4570	< .005	< .16	< .17	< .14	< .1	< .12	< .07	< .05	< .09	C09273002006
12/17/2009	8100	< 100			< 100	39.3	3620	5210	< .005	< .16	< .17	< .13	< .09	< .11	< .07	< .05	< .08	C09351022001
3/23/2010	7600	< 50			< 50	57	2590	4290	< .005	< .16	< .17	< .14	< .1	< .12	< .07	< .05	< .09	C10082005008
6/22/2010	7700	< 250			< 50	33.6	2790	3760	< .005	< .16	< .17	< .14	< .1	< .12	< .07	< .05	< .09	C10173039004

E-21

THIS PAGE INTENTIONALLY LEFT BLANK

APPENDIX F

**C-749 URANIUM BURIAL GROUND (SWMU 2)
GROUNDWATER MONITORING WELLS DATA**

THIS PAGE INTENTIONALLY LEFT BLANK

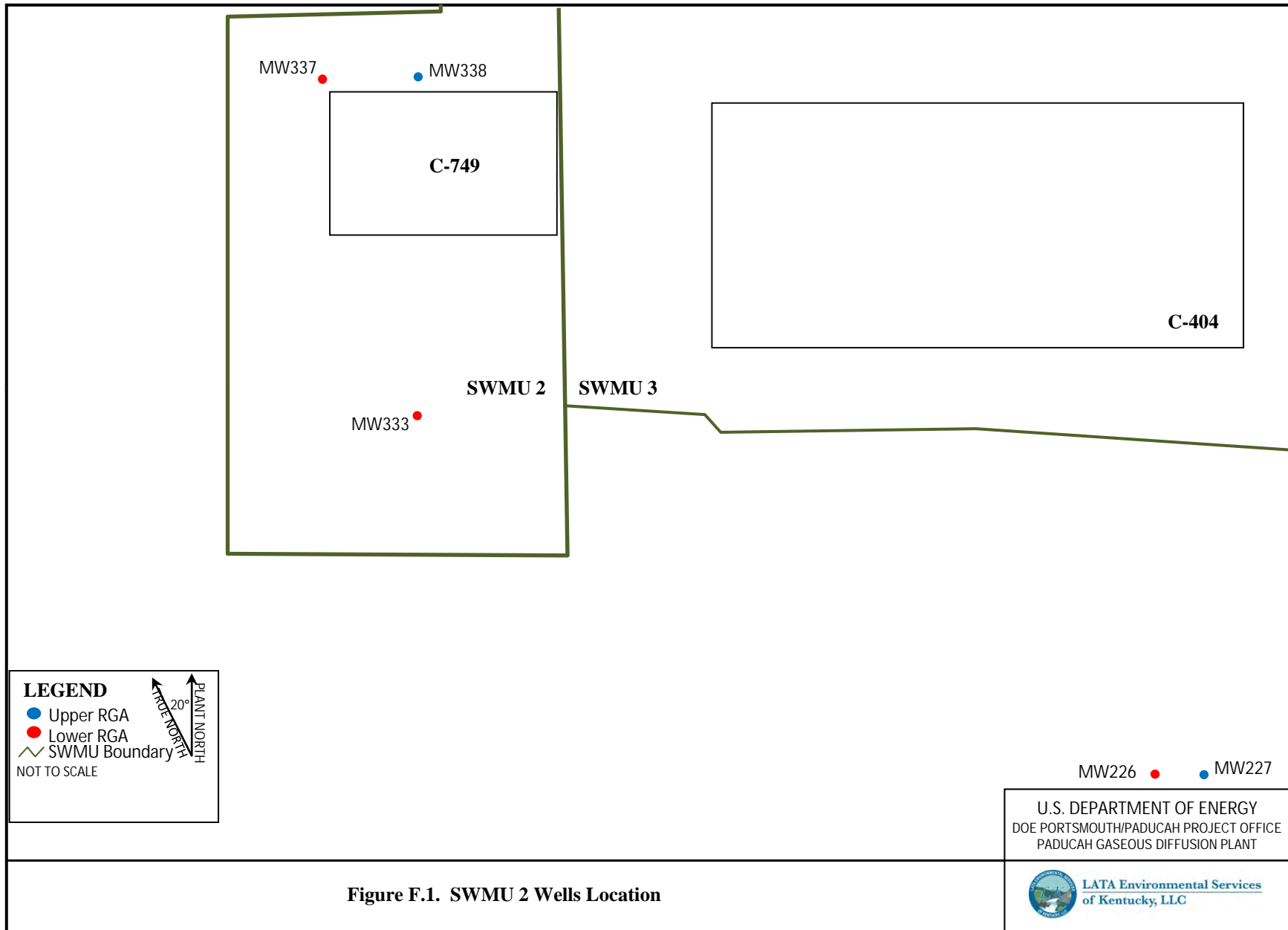
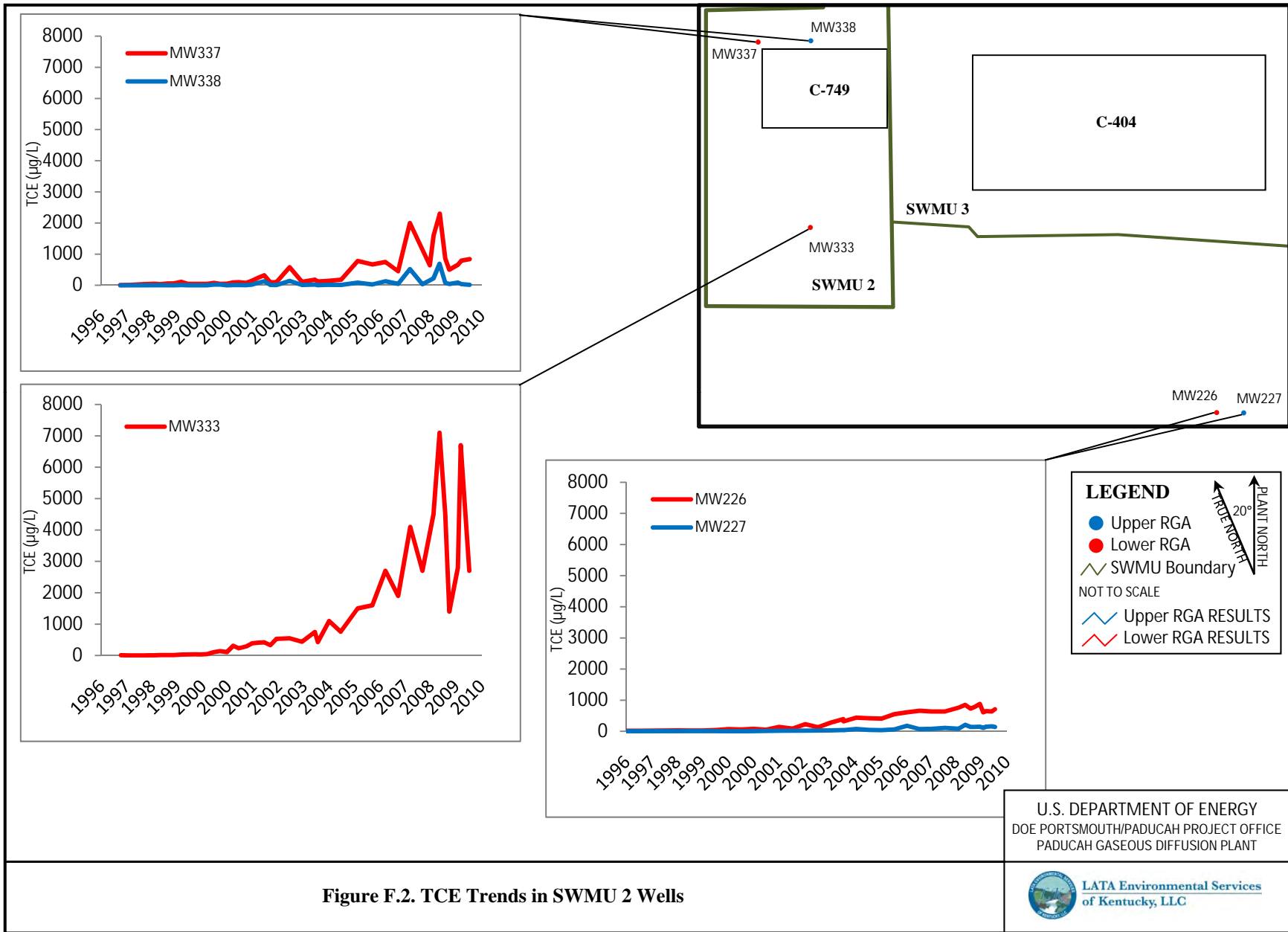
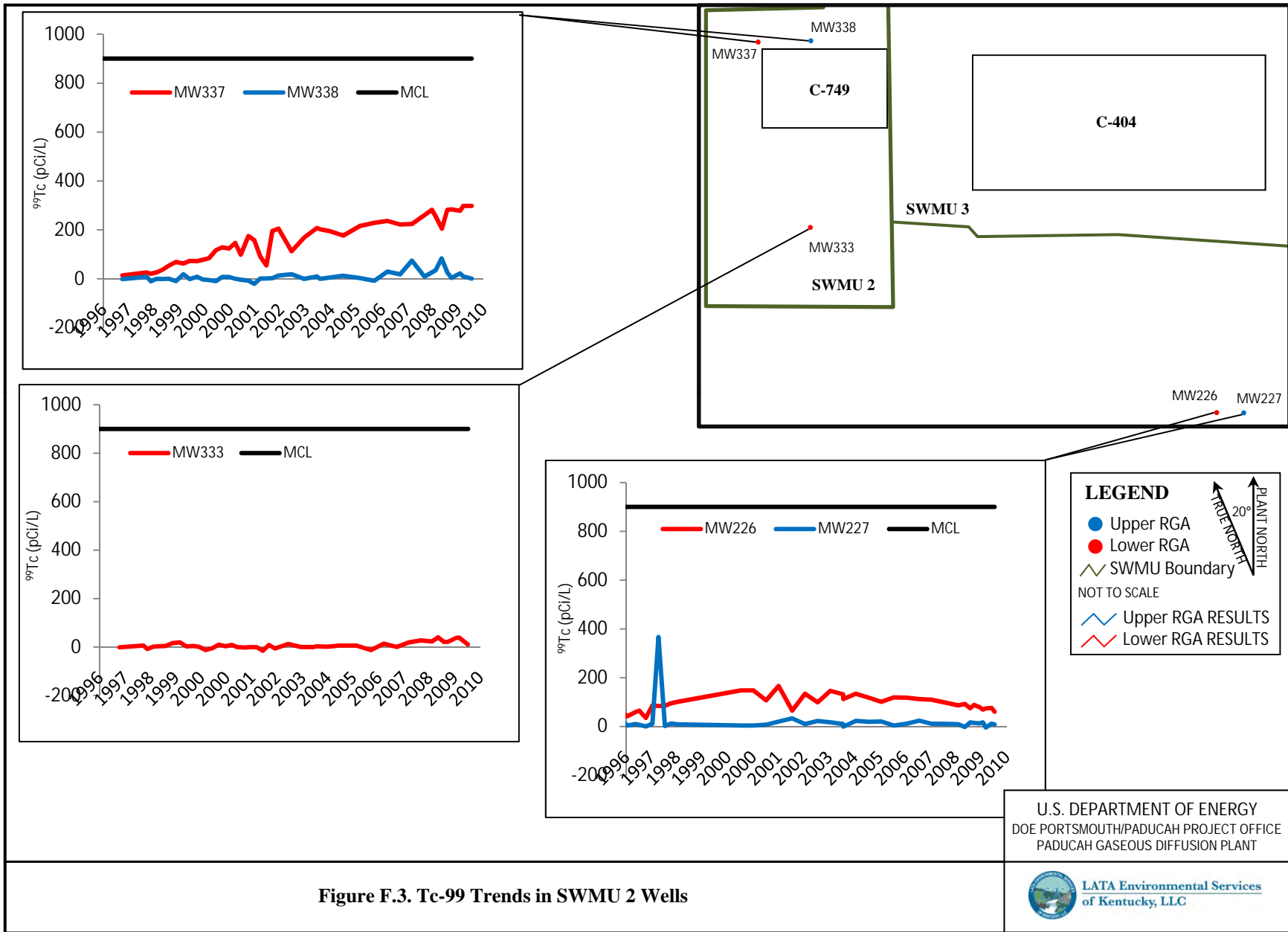


Figure F.1. SWMU 2 Wells Location





C-749 Uranium Burial Ground (SWMU2) Monitoring

Water Quality Records for

MW226

Sample Date	Organic Laboratory Analysis Results					Radiological Laboratory Analysis Results						Lab Sample ID
	TCE µg/L	1,1-DCE µg/L	1,1-DCA µg/L	1,2-DCA µg/L	trans-1,2-DCE µg/L	Alpha Activity pCi/L	Beta Activity pCi/L	Tc-99 pCi/L	U-234 pCi/L	U-235 pCi/L	U-238 pCi/L	
5/6/1993	8							11				930507-105
5/6/1993	2							6				930507-101
5/13/1993	7							12				930513-235
6/2/1993	8							10				930602-113
6/16/1993	8							8				930617-116
6/16/1993	2											930617-118
7/14/1993	9							16				930715-049
7/20/1993	10							8				930721-106
8/9/1993	11							15				930810-018
8/16/1993	11							18				930819-067
9/30/1993	11							18				930930-169
10/26/1993	12							35				931027-061
11/8/1993	11							32				931109-073
11/16/1993	11							22				931117-105
1/11/1994	11							25				940111-177
1/25/1994	12							13				940126-013
2/8/1994	10							32				940209-005
2/15/1994	12							14				940216-023
7/18/1994	12							18				940719-065
7/26/1994	14							35				940726-198
8/11/1994	15							32				940812-033
8/18/1994	15							15				940818-135
1/17/1995	17							26				950117-115
1/17/1995	17							30				950117-119
1/23/1995	17							31				950125-081

FIG

C-749 Uranium Burial Ground (SWMU2) Monitoring

Water Quality Records for

MW226

Sample Date	Organic Laboratory Analysis Results					Radiological Laboratory Analysis Results						Lab Sample ID
	TCE µg/L	1,1-DCE µg/L	1,1-DCA µg/L	1,2-DCA µg/L	trans-1,2-DCE µg/L	Alpha Activity pCi/L	Beta Activity pCi/L	Tc-99 pCi/L	U-234 pCi/L	U-235 pCi/L	U-238 pCi/L	
2/6/1995	16							28				950207-055
2/13/1995	16							36				950215-031
4/19/1995								39				950419-194
4/24/1995								44				950425-170
5/3/1995								15				950503-140
5/8/1995								49				950509-041
5/8/1995								43				950509-033
7/19/1995	16							32				950720-047
7/25/1995	11							32				950726-034
8/7/1995								41				950808-083
8/14/1995								43				950815-023
8/14/1995								30				950815-031
10/23/1995								34				951024-036
10/30/1995								40				951031-056
10/30/1995								36				951031-060
11/8/1995								54				951110-059
11/15/1995								55				951116-020
1/22/1996	20							42				960122-119
5/17/1996								59				960521-007
7/10/1996	20							65				960710-204
10/14/1996								35				961015-019
1/16/1997	24							86				970121-043
4/14/1997								84				970414-100
7/14/1997	26							84				970714-133
7/14/1997	27							85				970714-134

F-7

C-749 Uranium Burial Ground (SWMU2) Monitoring

Water Quality Records for

MW226

Sample Date	Organic Laboratory Analysis Results					Radiological Laboratory Analysis Results						Lab Sample ID
	TCE µg/L	1,1-DCE µg/L	1,1-DCA µg/L	1,2-DCA µg/L	trans-1,2-DCE µg/L	Alpha Activity pCi/L	Beta Activity pCi/L	Tc-99 pCi/L	U-234 pCi/L	U-235 pCi/L	U-238 pCi/L	
10/14/1997								95				971014-047
1/12/1998	30							101				C980140119
7/13/1998	25											C981960004
7/13/1998	25											C981960005
1/11/1999	26											C990110084
7/20/1999	40											C992020007
7/20/1999	42											C992020008
1/11/2000	71											C000110092
7/12/2000	61							148				C001940098
1/9/2001	81							148				C010100017
7/11/2001	55							107				C011930007
1/8/2002	140							166				C020080098
7/22/2002	89							64.7				C022030173
1/21/2003	230							134				C030210115
7/23/2003	130							98.9				C032040144
1/21/2004	280							146				C040210090
7/22/2004	340	12	< 5	< 5	< 5	< .668	57.7	132	< .0902	< .0122	< .348	C042050009
7/22/2004	394											C042050002
7/27/2004	320							112				C042090056
1/24/2005	440							134	< .0357	< .0147	< -.0135	C050240045
7/27/2005	420							118	< .0346	< .00589	< .00252	C052080180
1/24/2006	410							101	< .0973	< -.0183	< .0768	C060240039
7/24/2006	550							119	< 1.07	< .187	< .282	C062050057
1/24/2007	610							118	< 1.03	< -.00311	< .21	C070240038
7/24/2007	660							112	< .0971	< -.0355	< .0361	C072060043

F-8

C-749 Uranium Burial Ground (SWMU2) Monitoring

Water Quality Records for

MW226

Sample Date	Organic Laboratory Analysis Results					Radiological Laboratory Analysis Results						Lab Sample ID
	TCE µg/L	1,1-DCE µg/L	1,1-DCA µg/L	1,2-DCA µg/L	trans-1,2-DCE µg/L	Alpha Activity pCi/L	Beta Activity pCi/L	Tc-99 pCi/L	U-234 pCi/L	U-235 pCi/L	U-238 pCi/L	
1/15/2008	640							110	< -.0264	< .0644	< .00478	C080160004
7/24/2008	640							98.7	< .0399	< .00678	< -.00253	C082060091
2/5/2009	760							86.5				C09036036004
5/12/2009	850	26	< 5	< 5	< 5	< -.403	49.2	92.3				C09132009001
7/28/2009	730							74.6				C09209020001
9/21/2009	780	< 25	< 5	< 25	< 5	< 2.56	46.3	88.1				C09265006002
12/10/2009	880							79.1				C09344026005
1/26/2010	610							69.3				C10026023001
3/9/2010	650	22	< 10	< 10	< 10	4.2	49.4	74				C10068052005
6/1/2010	640							75.7				C10152026001
7/14/2010	710							60.7				C10195040002

F-9

C-749 Uranium Burial Ground (SWMU2) Monitoring

Water Quality Records for

MW227

Sample Date	Organic Laboratory Analysis Results					Radiological Laboratory Analysis Results						Lab Sample ID
	TCE µg/L	1,1-DCE µg/L	1,1-DCA µg/L	1,2-DCA µg/L	trans-1,2-DCE µg/L	Alpha Activity pCi/L	Beta Activity pCi/L	Tc-99 pCi/L	U-234 pCi/L	U-235 pCi/L	U-238 pCi/L	
5/13/1993	2							17				930513-239
6/2/1993	2							0				930602-124
6/16/1993	2							0				930617-138
7/13/1993	2							12				930713-156
7/19/1993	2							10				930721-102
8/9/1993	2							5				930810-014
8/16/1993	2							13				930820-001
9/30/1993	2							13				930930-173
10/26/1993	2							7				931027-053
11/8/1993	2							0				931109-077
11/16/1993	2							9				931117-134
1/11/1994	3							18				940111-181
1/25/1994	3							11				940126-017
2/8/1994	3							0				940209-001
2/15/1994	3							5				940216-019
4/29/1994	4											940429-116
7/18/1994	2							0				940719-061
7/26/1994	3							6				940726-202
8/10/1994	3	< 5	< 5	< 5	< 5							S408081-01V
8/10/1994	4							14				940811-063
8/10/1994	4							10				940811-075
8/18/1994	4							3				940818-131
1/17/1995	4							9				950118-204
1/23/1995	3							18				950125-093
1/23/1995	4							10				950125-097

F-10

C-749 Uranium Burial Ground (SWMU2) Monitoring

Water Quality Records for

MW227

Sample Date	Organic Laboratory Analysis Results					Radiological Laboratory Analysis Results						Lab Sample ID
	TCE µg/L	1,1-DCE µg/L	1,1-DCA µg/L	1,2-DCA µg/L	trans-1,2-DCE µg/L	Alpha Activity pCi/L	Beta Activity pCi/L	Tc-99 pCi/L	U-234 pCi/L	U-235 pCi/L	U-238 pCi/L	
2/6/1995	3							9				950207-059
2/13/1995	4							17				950215-027
4/19/1995								16				950419-202
4/24/1995								20				950425-162
4/24/1995								23				950425-178
5/3/1995								5				950503-136
5/8/1995								14				950509-049
7/19/1995	5							6				950720-043
7/25/1995	4							23				950726-038
8/7/1995								14				950808-067
8/7/1995								17				950808-087
8/14/1995								12				950815-027
10/23/1995								0				951024-032
10/23/1995								0				951024-040
10/30/1995								6				951031-064
11/8/1995								7				951110-063
11/15/1995								22				951116-024
1/22/1996	4							4				960122-123
1/22/1996	4							3	2.9	.18	6.69	960122-115
5/17/1996								10				960521-008
7/9/1996	5							7				960709-085
10/14/1996								0				961015-018
1/16/1997	6							11				970121-041
1/16/1997	6							3				970121-042
4/14/1997								367				970414-099

F-11

C-749 Uranium Burial Ground (SWMU2) Monitoring

Water Quality Records for

MW227

Sample Date	Organic Laboratory Analysis Results					Radiological Laboratory Analysis Results						Lab Sample ID
	TCE µg/L	1,1-DCE µg/L	1,1-DCA µg/L	1,2-DCA µg/L	trans-1,2-DCE µg/L	Alpha Activity pCi/L	Beta Activity pCi/L	Tc-99 pCi/L	U-234 pCi/L	U-235 pCi/L	U-238 pCi/L	
7/14/1997	6							2				970714-135
10/14/1997								12				971014-048
1/12/1998	4							< 9				C980140120
1/12/1998	4							< 8				C980140122
7/13/1998	6											C981960003
1/11/1999	6											C990110085
1/11/1999	6											C990110086
7/20/1999	8											C992020009
1/11/2000	3											C000110093
7/12/2000	6							< 3.92				C001940099
1/9/2001	3							< 3.82				C010100018
7/11/2001	7							< 7.5				C011930006
1/8/2002	23							20.2				C020080097
7/22/2002	23							33.4				C022030172
1/21/2003	24							< 9.75				C030210114
7/23/2003	26							22.5				C032040145
1/21/2004	31							< 17				C040210091
7/22/2004	40											C042050003
7/22/2004	33	< 1	< 1	< 1	< 1	5.9	10.1	< 10.4	< .284	< .00706	< .412	C042050010
7/27/2004	39							< -.469				C042090057
1/24/2005	76							22.8	< .348	< -.0287	< .122	C050240047
7/27/2005	45							18.9	< .0822	< .0131	< .0649	C052080181
1/25/2006	38							20.3	< .0898	< .004	< .0169	C060250133
7/24/2006	61							< 4.11	< 1.36	< .263	< .298	C062050058
1/24/2007	180							< 11	< .219	< .0426	< .0696	C070240039

F-12

C-749 Uranium Burial Ground (SWMU2) Monitoring

Water Quality Records for

MW227

Sample Date	Organic Laboratory Analysis Results					Radiological Laboratory Analysis Results						Lab Sample ID
	TCE µg/L	1,1-DCE µg/L	1,1-DCA µg/L	1,2-DCA µg/L	trans-1,2-DCE µg/L	Alpha Activity pCi/L	Beta Activity pCi/L	Tc-99 pCi/L	U-234 pCi/L	U-235 pCi/L	U-238 pCi/L	
7/24/2007	73							24	< .124	< -.0338	< .0891	C072060044
1/16/2008	79							< 11	< .21	< .00145	< .0742	C080160068
7/24/2008	110							< 10.9	< .0526	< .00769	< -.00691	C082060092
2/5/2009	82							< 9.22				C09036036005
5/12/2009	210	4.2	< 1	< 1	< 1	< 1.54	7.61	< -2.16				C09132009002
7/28/2009	140							16.5				C09209020002
9/21/2009	140	< 5	< 1	< 5	< 1	< .447	7.47	< 14.8				C09265006003
12/10/2009	150							< 12.6				C09344026006
1/26/2010	110							< 17.1				C10026023002
3/9/2010	150	3.5	< 1	< 1	< 1	< 2.74	7.52	< -4.34				C10068052006
6/1/2010	160							< 11.8				C10152026002
7/14/2010	140							< 8.12				C10195040003

F-13

C-749 Uranium Burial Ground (SWMU2) Monitoring

Water Quality Records for

MW333

Sample Date	Organic Laboratory Analysis Results					Radiological Laboratory Analysis Results						Lab Sample ID
	TCE µg/L	1,1-DCE µg/L	1,1-DCA µg/L	1,2-DCA µg/L	trans-1,2-DCE µg/L	Alpha Activity pCi/L	Beta Activity pCi/L	Tc-99 pCi/L	U-234 pCi/L	U-235 pCi/L	U-238 pCi/L	
10/14/1996								-1.1				96M04623-3761
10/14/1996	10				< .48							96M04623-3717
10/14/1996									9.66		.14	96M04623-3731
1/29/1997	5	< 5	< 5	< 5	< 5							970130-051
9/23/1997	5	< 5	< 5	< 5	< 5	-2	2	6				970923-064
11/19/1997	6	< 5	< 5	< 5	< 5	-7	2	-8				971119-080
2/9/1998	8	< 5	< 5	< 5	< 5	< 2.3	< 1	< 1				C980420046
5/4/1998	14	< 5	< 5	< 5	< 5	< 5.1	15	< 3				C981250036
8/10/1998	16	< 5	< 5	< 5	< 5	< 4.3	6	< 3.9				C982220109
11/12/1998	16	< 5	< 5	< 5	< 5	< -1.37	5.36	< 16				C983160089
3/3/1999	30	< 5	< 5	< 5	< 5	< .68	< 2.83	19.27				C990620037
6/4/1999	33	< 5	< 5	< 5	< 5	< 1.23	< .07	< 2.81				C991580024
9/15/1999						< -.79	4.12	< 4.13				C992580210
12/7/1999	29	< 5	< 5	< 5	< 5	2.48	< 1.48	< .475				C993410100
12/7/1999	33	< 5	< 5	< 5	< 5	< .45	< .49	< -6.17				C993410101
3/8/2000	46	< 5	< 5	< 5	< 5	< 1.58	< 4.62	< -12.8		< 0		C000680108
6/14/2000	110	< 5	< 5	< 5	< 5	< .52	< -.97	< -4.54				C001670002
9/12/2000	140	< 5	< 5	< 5	< 5	< 2.67	< 3.97	< 9.38				C002560135
12/18/2000	110	< 10	< 10	< 10	< 10	< .462	< .604	< 3.24				C003540006
3/19/2001	310	< 5	< 5	< 5	< 5	< -.5	< .794	< 8.5				C010780093
6/6/2001	230	< 25	< 25	< 25	< 25	< 1.62	4.76	< -.303				C011570178
9/25/2001	290	< 25	< 25	< 25	< 25	< 2.25	< 1.41	< -2.35		< -9.94		C012680234
12/17/2001	390	< 25	< 25	< 25	< 25	< 1.86	< -.125	< -.337				C013510092
3/13/2002	410	< 25	< 25	< 25	< 25	< 1.13	< .94	< -.654				C020720130
3/13/2002										< -3.95		C020720129

F-14

C-749 Uranium Burial Ground (SWMU2) Monitoring

Water Quality Records for

MW333

Sample Date	Organic Laboratory Analysis Results					Radiological Laboratory Analysis Results						Lab Sample ID
	TCE µg/L	1,1-DCE µg/L	1,1-DCA µg/L	1,2-DCA µg/L	trans-1,2-DCE µg/L	Alpha Activity pCi/L	Beta Activity pCi/L	Tc-99 pCi/L	U-234 pCi/L	U-235 pCi/L	U-238 pCi/L	
6/10/2002	420	< 50	< 50	< 50	< 50	< 1.57	< -2.59	< -15.7				C021610047
9/5/2002	330	< 50	< 50	< 50	< 50	< -.977	< -.125	< 8.51				C022480132
12/2/2002	530	< 25	< 25	< 25	< 25	< 1.7	< .462	< -6.2				C023370013
6/10/2003	550	< 25	< 25	< 25	< 25	< 1.08	< 1.1	< 12.4				C031620013
12/4/2003	440	< 25	< 25	< 25	< 25	< .213	< 2.21	< 0				C033380096
6/7/2004	750	< 50	< 50	< 50	< 50	< -.231	< -.683	< -.384	< 30	< 2.2	< .35	C041590175
7/20/2004	430	< 10	< 10	< 10	< 10	< 1.44	< 1.43	< 2.73	< .198	< .00505	< .363	C042020116
12/30/2004	1100	< 50	< 50	< 50	< 50	< -.0341	< .436	< 1.21				C043650022
6/14/2005	760	< 50	< 50	< 50	< 50	< .455	< 2.91	< 6.24	< .0723	< -.0127	< .0115	C051650114
2/14/2006	1500	< 50	< 50	< 50	< 50	< -.267	< 3.66	< 6.25				C060450089
2/14/2006	1300	< 50	< 50	< 50	< 50	< 2.43	< 3.19	< 5.18				C060450088
9/12/2006	1600	< 120	< 120	< 120	< 120	< 1.58	4.31	< -12.7				C062550163
3/19/2007	2700	< 100	< 100	< 100	< 100	4.34	8.66	< 13.8				C070780102
9/19/2007	1900	< 20	< 20	< 100	< 20	< 2.81	6.15	< .212				C072630092
3/11/2008	4100	< 25	< 25	< 120	< 25	< 1.75	16.9	19				C080710145
9/3/2008	2700	< 25	< 25	< 120	< 25	< .456	6.72	27.3				C082470086
2/9/2009	4500							22.7				C09040013001
5/7/2009	7100	< 250	< 50	< 250	< 50	< 2.35	22	39.9				C09127062003
7/28/2009	4500							21.1				C09209012001
9/25/2009	1400	< 50	< 50	< 50	< 50	< .535	17.7	21.3				C09268017001
1/26/2010	2800							38.1				C10026023004
3/8/2010	6700	< 50	< 50	< 50	< 50	< .795	24.7	38.6				C10067037002
7/9/2010	2700							< 10.3				C10190027002

F-15

C-749 Uranium Burial Ground (SWMU2) Monitoring

Water Quality Records for

MW337

Sample Date	Organic Laboratory Analysis Results					Radiological Laboratory Analysis Results						Lab Sample ID
	TCE µg/L	1,1-DCE µg/L	1,1-DCA µg/L	1,2-DCA µg/L	trans-1,2-DCE µg/L	Alpha Activity pCi/L	Beta Activity pCi/L	Tc-99 pCi/L	U-234 pCi/L	U-235 pCi/L	U-238 pCi/L	
10/4/1996	8.3				< .48							96M04622-3716
10/4/1996									.38		.27	96M04622-3730
10/4/1996								14				96M04622-3760
1/29/1997	10	< 5	< 5	< 5	< 5							970130-050
9/22/1997	38	< 5	< 5	< 5	< 5	3.8	21	26				970923-040
11/19/1997	41	< 5	< 5	< 5	< 5	.9	22	21				971119-081
2/9/1998	48	< 5	< 5	< 5	< 5	< 1.3	18	26				C980420047
5/4/1998	34	< 5	< 5	< 5	< 5	< 4.4	37	36.8				C981250037
8/10/1998	58	< 5	< 5	< 5	< 5	< .6	35	55.1				C982220110
11/17/1998	61	< 5	< 5	< 5	< 5	3.06	37.83	69.2				C983210021
3/3/1999	110	< 25	< 25	< 25	< 25	< 1.91	< 2.49	62.71				C990620038
6/4/1999	47	< 5	< 5	< 5	< 5	< .4	48.8	73.5				C991580025
9/15/1999						< .8	48.9	72.4				C992580183
12/7/1999	44	< 5	< 5	< 5	< 5	4.34	69.36	77.7				C993410097
3/7/2000	44	< 5	< 5	< 5	< 5	< -.43	79.03	84.8		< -9.63		C000680019
6/14/2000	75	< 5	< 5	< 5	< 5	< 1.02	97.07	117				C001670003
9/12/2000	44	< 5	< 5	< 5	< 5	< 3.09	112.58	129				C002560134
12/18/2000	50	< 5	< 5	< 5	< 5	< -.451	75.1	124				C003540007
3/19/2001	90	< 5	< 5	< 5	< 5	< 1.05	81.1	147				C010780094
6/6/2001	97	< 5	< 5	< 5	< 5	< .921	97.6	98.5				C011570179
9/24/2001	75	< 5	< 5	< 5	< 5	< -2.29	97.2	175		< -8.42		C012680004
12/17/2001	150	< 10	< 10	< 10	< 10	4.96	103	158				C013510093
3/13/2002	240	< 25	< 25	< 25	< 25	< 4.6	68	91.3				C020720126
3/13/2002										< -7.31	< 0	C020720125
6/10/2002	320	< 25	< 25	< 25	< 25	< -1.91	43.3	55.1				C021610048

F-16

C-749 Uranium Burial Ground (SWMU2) Monitoring

Water Quality Records for

MW337

Sample Date	Organic Laboratory Analysis Results					Radiological Laboratory Analysis Results						Lab Sample ID
	TCE µg/L	1,1-DCE µg/L	1,1-DCA µg/L	1,2-DCA µg/L	trans-1,2-DCE µg/L	Alpha Activity pCi/L	Beta Activity pCi/L	Tc-99 pCi/L	U-234 pCi/L	U-235 pCi/L	U-238 pCi/L	
9/5/2002	96	< 25	< 25	< 25	< 25	< .989	115	196				C022480133
12/2/2002	100	< 5	< 5	< 5	< 5	< 1.72	127	205				C023370011
6/9/2003	580	< 25	< 25	< 25	< 25	< .265	63.1	113				C031600083
12/4/2003	110	< 25	< 25	< 25	< 25	10.8	159	168				C033380097
6/8/2004	180	< 25	< 25	< 25	< 25	< -1.26	111	208	< 30	< 2.2	< .35	C041600042
7/20/2004	120	< 2	2.2	< 2	< 2	3.45	111	203	< .101	< -.00296	< .275	C042020117
12/8/2004	140	< 10	< 10	< 10	< 10	< -2.1	129	195				C043430086
6/21/2005	180	< 10	< 10	< 10	< 10	4.73	113	177	< .059	< -.0123	< .00534	C051720110
2/14/2006	780	< 25	< 25	< 25	< 25	< .0576	21.5	216				C060450090
9/12/2006	670	< 50	< 50	< 50	< 50	3.19	157	229				C062550177
3/19/2007	750	< 5	14	< 5	< 5	< 2.38	163	237				C070790063
9/19/2007	450	< 5	< 5	< 25	< 5	4.99	123	222				C072630052
3/6/2008	2000	< 10	< 10	< 50	< 10	4.24	173	224				C080670001
12/18/2008	640	< 10	< 10	< 10	< 10	< 1.52	97.5	282				C08353022001
2/10/2009	1600							256				C09041031001
5/11/2009	2300	< 25	< 25	< 25	< 25	< 1.82	177	205				C09131017003
7/28/2009	860							282				C09209006001
9/25/2009	500	< 10	< 10	< 10	< 10	4.01	196	284				C09268025002
1/27/2010	660							278				C10027031002
3/16/2010	790	< 50	< 10	< 50	< 10	5.77	191	298				C10075019002
7/14/2010	840							298				C10195017001

F-17

C-749 Uranium Burial Ground (SWMU2) Monitoring

Water Quality Records for

MW338

Sample Date	Organic Laboratory Analysis Results					Radiological Laboratory Analysis Results						Lab Sample ID
	TCE µg/L	1,1-DCE µg/L	1,1-DCA µg/L	1,2-DCA µg/L	trans-1,2-DCE µg/L	Alpha Activity pCi/L	Beta Activity pCi/L	Tc-99 pCi/L	U-234 pCi/L	U-235 pCi/L	U-238 pCi/L	
10/4/1996	.7				< .48							96M04621-3715
10/4/1996									.56		.67	96M04621-3729
10/4/1996								-82				96M04621-3759
1/29/1997	< 1	< 5	< 5	< 5	< 5							970130-049
9/22/1997	< 1	< 5	< 5	< 5	< 5	-1.1	3	8				970923-041
11/19/1997	< 1	< 5	< 5	< 5	< 5	.8	2	-10				971119-082
2/9/1998	< 1	< 5	< 5	< 5	< 5	< 4.2	< 5	< 0				C980420048
5/4/1998	2	< 5	< 5	< 5	< 5	< .2	12	< -6				C981250038
8/6/1998	< 1	< 5	< 5	< 5	< 5	< -1.9	< 3	< .2				C982180120
11/17/1998	< 1	< 5	< 5	< 5	< 5	< 1.15	< 2.58	< -9.2				C983210022
3/3/1999	5	< 5	< 5	< 5	< 5	< .35	< 1.7	19.04				C990620039
6/3/1999	1	< 5	< 5	< 5	< 5	< .96	19.31	< -.869				C991540178
9/15/1999						< 1.1	5.02	< 8.63				C992580184
12/7/1999	< 1	< 5	< 5	< 5	< 5	< 1.51	< 2.91	< -2.48				C993410096
3/7/2000	< 1	< 5	< 5	< 5	< 5	< 0	5.93	< -4.97		< -11.6		C000680018
6/14/2000	24	< 5	< 5	< 5	< 5	< 1.83	< -2.5	< -9.54				C001670001
9/12/2000	21	< 5	< 5	< 5	< 5	< 2.6	8.27	< 7.94				C002560133
12/18/2000	< 1	< 5	< 5	< 5	< 5	< 3.14	5.38	< 7.73				C003540008
3/19/2001	5	< 5	< 5	< 5	< 5	< -.418	< .657	< .481				C010780095
6/6/2001	8	< 5	< 5	< 5	< 5	< .866	< 2.9	< -3.53				C011570180
9/24/2001	3	< 5	< 5	< 5	< 5	< -.18	< 2.92	< -7.31		< -4.82		C012680005
12/17/2001	24	< 5	< 5	< 5	< 5	< 1.14	< .738	< -20.6				C013510094
3/13/2002										< 0		C020720127
3/13/2002	78	< 5	< 5	< 5	< 5	< -.652	< 4	< 1.2				C020720128
6/10/2002	130	< 10	< 10	< 10	< 10	< 1.08	< 5.59	< 1.54				C021610049

F-18

C-749 Uranium Burial Ground (SWMU2) Monitoring

Water Quality Records for

MW338

Sample Date	Organic Laboratory Analysis Results					Radiological Laboratory Analysis Results							Lab Sample ID
	TCE µg/L	1,1-DCE µg/L	1,1-DCA µg/L	1,2-DCA µg/L	trans-1,2-DCE µg/L	Alpha Activity pCi/L	Beta Activity pCi/L	Tc-99 pCi/L	U-234 pCi/L	U-235 pCi/L	U-238 pCi/L		
9/5/2002	11	< 5	< 5	< 5	< 5	< .0927	< 2.41	< 2.99				C022480134	
12/3/2002	8	< 5	< 5	< 5	< 5	< .447	< 3.19	< 13.4				C023370048	
6/9/2003	140	< 10	< 10	< 10	< 10	< -.525	8.03	18.8				C031600084	
12/4/2003	9	< 5	< 5	< 5	< 5	< 1.42	6.17	< 0				C033380098	
6/8/2004	22	< 5	< 5	< 5	< 5	< -1.41	< .409	< 9.88	< 30	< 2.2	< .35	C041600043	
7/20/2004	4.6	< 1	< 1	< 1	< 1	< .125	< 2.32	< -.111	< .169	< .0261	< .423	C042020118	
12/8/2004	13	< 5	< 5	< 5	< 5	< .742	< 3.48	< 5.2				C043430088	
6/16/2005	11	< 5	< 5	< 5	< 5	< 1.43	< 2.46	< 12.4	< .0101	< -.0133	< -.0335	C051670015	
2/14/2006	82	< 5	< 5	< 5	< 5	< -.143	6.12	< 3.55				C060450091	
9/12/2006	25	< 5	< 5	< 5	< 5	< .511	7.01	< -7.99				C062550178	
3/19/2007	130	< 5	< 5	< 5	< 5	< 1.6	18.3	29.4				C070790064	
9/19/2007	44	< 1	< 1	< 5	< 1	< 2.72	9.39	< 12.3				C072630054	
9/19/2007	44	< 1	< 1	< 5	< 1	< 1.36	7.27	18.2				C072630053	
3/6/2008	520	< 1	< 1	< 5	< 1	< 2.16	60.8	74.6				C080670002	
9/2/2008	33	< 1	< 1	< 5	< 1	< 2.39	7.6	< 9.04				C082460126	
2/9/2009	220							35.1				C09040021003	
5/7/2009	690	< 25	< 5	< 25	< 5	< -.167	64.6	83.5				C09127062004	
7/28/2009	80							26.3				C09209006002	
9/25/2009	40	< 1	< 1	< 1	< 1	< 3.07	< 3.87	< 3.76				C09268017003	
1/27/2010	89							22.4				C10027031001	
3/16/2010	36	< 10	< 2	< 10	< 2	< 1.76	8.45	< 10.3				C10075019003	
7/14/2010	14							< .779				C10195017003	
7/14/2010	14							< -3.51				C10195017002	

F-19

THIS PAGE INTENTIONALLY LEFT BLANK